

WCD Ideas: Hydrologically Driven Throughflow in the Coupled Ocean–Atmosphere System

Andrew S. Kowalski^{1,2}

¹Department of Applied Physics, University of Granada, Granada, 18071, Spain

5 ²Andalusian Institute for Earth System Research (IISTA), Granada, 18071, Spain

Correspondence to: Andrew S. Kowalski (andyk@ugr.es)

Abstract. Potential flow theory predicts bulk fluid motion driven by spatially separated sources and sinks of mass. In the atmosphere, such exchanges are dominated by the hydrological cycle: subtropical sources of water vapour combine with equatorial and high-latitude sinks to induce meridional source–sink flows in each hemisphere. Conventional gas-phase
10 frameworks that represent mean meridional circulations as purely cellular neglect these throughflows. Here, these flows are identified as atmospheric branches of coupled ocean–atmosphere circulations termed *Latent cells*. Evidence from inert tracers indicates that they conduct significant large-scale mass transport, and they may influence atmospheric momentum budgets.

15 1 Definitions and terminology

The discussion that follows argues that the mean meridional flow of the atmosphere in each hemisphere includes streamlines that do not close, and that purely cellular descriptions are therefore incomplete. To support this view—and to distinguish clearly between motions of different scales and types—this section defines meridional transport processes of global relevance along a spectrum that increases in ~~both~~ spatial scale and ~~degree of order~~ defines three dynamically distinct transport mechanisms. These distinctions matter because only some classes of motion can explain conveyance of net mass and momentum across certain latitudes.

At the smallest scales ~~considered here, and with the least degree of organisation,~~ are baroclinic eddies. Their synoptic-scale stirring causes fluid properties to migrate relative to the bulk flow, for example when water vapour is transported poleward down humidity gradients. Although the ~~angular momentum and~~ meridional bulk flow associated with these eddies averages to zero over long times or distances, their pseudo-random redistribution influences the mean flow through flux divergences (Andrews and McIntyre, 1976). While neither molecular nor purely stochastic, eddy redistribution is referred to here—by convention and for convenience, including quotation marks—as “*diffusion*”.

Larger in scale ~~and more ordered~~ are cellular motions that rotate on average about persistently zonal axes, namely the Hadley, Ferrel, and Polar cells. ~~Unlike baroclinic eddies, t~~hese meridionally confined circulations can produce up-gradient transport, as when the Polar-Hadley cell conveys very dry air aloft toward the pole and ~~relatively moister~~ humid air at lower levels toward the tropics. However, because these cells possess no net linear momentum when averaged meridionally or temporally—with streamfunctions vanishing at their endpoints (Döös and Nilsson, 2011)—they are categorised here as forms of *recirculation*.

~~At the most ordered~~ Largest end of on the spectrum is net transport of fluid, analogous to flow through a pipe or channel. This class of motion is characterised by open streamlines that originate at one location and terminate at another, thereby conveying mass from sources to sinks. Because such motions represent actual displacement of fluid across large distances, they are referred to here as *throughflow*.

The central claim of this paper is that throughflow occurs at the largest atmospheric scales—nearly hemispheric—and that it coexists with, rather than replaces, the more familiar recirculating components of the general circulation.

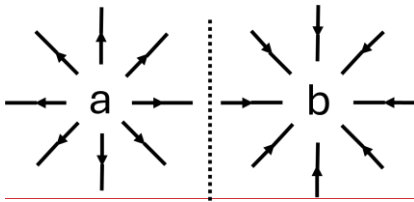
In recent years, substantial progress has been made in describing the global atmospheric circulation using thermodynamic coordinates. In particular, Pauluis et al. (2008) and Laliberté et al. (2015) introduced formulations based on potential temperature and equivalent potential temperature that provide physically insightful descriptions of mass and energy transport. These approaches reveal circulation aspects that are not apparent in conventional Eulerian frameworks and have clarified the role of moist processes in shaping large-scale transport.

However, these formulations define time-mean streamfunctions that vanish at the domain boundaries and therefore describe recirculating flows with zero net mass transport across latitude circles. As such, they do not explicitly represent source–sink-driven throughflow arising from spatially structured mass exchange with the surface. The present work complements these approaches by focusing on this component of the circulation.

Con formato: Fuente: Sin Cursiva

2 Potential flow theory

- 50 In fluid dynamics, potential flow theory describes how localized additions and removals of mass—idealized as sources and sinks—generate motion through gradients in the velocity potential (Batchelor, 2000; Kundu and Cohen, 2000). Although the term “potential flow” is most commonly associated with incompressible fluids, it can also be applied to compressible cases (Elling, 2015). The purpose of invoking potential flow here is not to idealize the atmosphere as inviscid or laminar, but to isolate the large-scale consequences of mass conservation for regions that lie between sources and sinks.
- 55 When mass is injected at one location and removed at another, the resulting circulation contains streamlines that originate at sources and terminate at sinks (Fig. 1). Such motion is often referred to as a source flow (Acheson, 1990; Batchelor, 2000). Here, the more explicit-inclusive term source–sink flow is used to emphasise that both mass addition and removal are relevant to the resulting circulation. Unlike purely cellular motions, source–sink flows are characterised by open streamlines—diverging away from sources and converging toward sinks—and therefore represent genuine throughflow.



60 **Figure 1: Two-dimensional representations of potential flow, showing streamlines that (a) originate at a point of mass injection (a source) and (b) terminate at a point of mass extraction (a sink). The dotted line simply separates the two idealized cases.**

65

A key and sometimes underappreciated property of source–sink flows is that, in a fluid composed of multiple constituents, a source or sink acting on only one component can induce motion in all components. A simple thought experiment illustrates this point. Consider an open cylindrical container nearly filled with liquid, consisting of a denser layer of water overlain by a less dense layer of oil that does not reach the rim. If water is injected at the bottom, both liquids must rise, and oil will eventually spill from the container—even though oil itself is not being injected. This bulk displacement follows directly from the irrotational nature of the flow and does not depend on the detailed arrangement of the constituents.

70

Crucially, this outcome holds whether the fluids are neatly stratified (Fig. 21a) or vigorously stirred, as by a mechanical blender (Fig. 21b). In the latter case, recirculation and eddy mixing (“diffusion”) respectively generate visible vortical motion and blur

Con formato: Justificado

75 the distinction between layers. However, these motions are dynamically independent of the throughflow itself, which would
vanish entirely if the water source were removed. The example therefore illustrates that a source or sink of a single constituent
has two distinct effects on the fluid system as a whole: (i) it establishes or reinforces concentration gradients, giving rise to
constituent transport relative to the bulk fluid (“diffusion”), and (ii) it generates velocity-potential gradients that induce bulk
motion of all constituents in the form of throughflow.

80

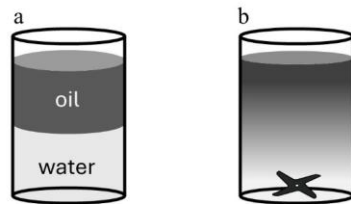


Figure 12: Cylindrical containers nearly filled with water and oil, shown (a) in stratified layers and (b) energetically
blended, in each case with a water source at the bottom. In (b), the greyscale gradient persists despite blending because
of the water source at the bottom.

85

Situations resembling Fig. 21b are particularly prone to oversimplified interpretation. Suppose that evaporation at the top of
the container exactly compensates the injection of water at the bottom, preventing overflow. Considered in isolation and at
steady state, the oil component might then appear stationary-at-steady-state to be simply at rest. This apparent stationarity,
however, conceals an important distinction: “diffusion” describes motion relative to the bulk flow, not the absence of motion
altogether. Just as different constituents can migrate in opposite directions within a static fluid according to their concentration
gradients, a constituent within a moving fluid can remain stationary by migrating against the throughflow. In the present
example, this corresponds to downward migration of oil relative to an upward source–sink flow, or more generally, counter-
current “diffusion” upstream.

90

The water component in Fig. 21b, by contrast, is transported upward both by throughflow and by tandem processes of
throughflow and streamwise “diffusion” downstream. Thus, even in a vigorously mixed system, throughflow and recirculation
remain dynamically distinct. This separation of mechanisms is central to the arguments that follow, because it implies that the
presence of strong stirring or closed circulations does not preclude the existence of a background source–sink flow.

95

These considerations are directly relevant to the atmosphere. Descriptions of large-scale meridional transport have traditionally
focused on stirring by baroclinic eddies and recirculation by the Hadley, Ferrel, and Polar cells. The widely used assumption
of “no net flow of mass across a latitudinal wall” (Peixoto and Oort, 1992), implicit in many formulations of the mean
meridional circulation, effectively excludes throughflow by construction. However, when mass is added to and removed from
the atmosphere in a spatially-latitudinally structured manner, then the absence of net meridional transport of a particular

100

constituent does not imply the absence of bulk flow. Instead, apparent stationarity may reflect “diffusion” upstream against a background source–sink circulation.

105 3 Atmospheric velocity potentials

Considerable effort has been devoted to identifying and quantifying sources and sinks of the individual components of air. From the perspective of large-scale dynamics, however, these exchanges are overwhelmingly dominated by those of water vapour. Micrometeorological studies show that, over most natural surfaces, humidification accounts for more than 99% of the mass exchanged between the surface and the atmosphere (Kowalski, 2017). By contrast, exchanges of dry air—arising primarily from photosynthesis, respiration, and other trace-gas processes—are negligible when considering the dynamical consequences of atmospheric mass sources and sinks (Kowalski et al., 2025).

To a very good approximation, therefore, the gradients in atmospheric velocity potential established by surface exchange are set by the sources and sinks of humidity alone. This does not imply that other constituents are unimportant, but rather that their sources and sinks contribute negligibly to large-scale potential flow. In this sense, the hydrological cycle acts as the primary driver of atmospheric source–sink circulation at global scales.

Viewed in this way, the large-scale pattern of atmospheric mass exchange is closely aligned with the structure of the hydrological cycle. Strong net sources of water vapour occur in the subtropics, where evaporation—including transpiration—is most intense, while net sinks dominate regions where condensation and precipitation prevail, notably at higher latitudes and near the equator (Schanze et al., 2010). The resulting meridional transport of water vapour is well documented, for example poleward across the midlatitudes (Trenberth and Guillemot, 1998). What is less commonly emphasized is that these same mass exchanges necessarily modify velocity potentials and therefore induce meridional source–sink flows of air, directed away from the subtropics in each hemisphere.

This perspective differs from recent thermodynamic-coordinate analyses (e.g., Pauluis et al., 2008; Laliberté et al., 2015), which describe atmospheric transport using streamfunctions that vanish at the boundaries and therefore represent closed recirculations. While highly effective for diagnosing energy and mass redistribution, such formulations do not capture throughflow induced by net mass sources and sinks.

From a potential-flow perspective, global-scale streamlines associated with this circulation originate at net evaporative surfaces, generally oriented upward and concentrated in the subtropics, and diverge to terminate at net sinks that are found at higher latitudes and near the equator. These streamlines describe a background throughflow that coexists with smaller-scale circulations and is independent of whether the overlying flow field is dominated locally by eddies or closed cells.

Like mass (m), meridional momentum (mv , where v represents the meridional component of velocity) is an *extensive* physical quantity. The meridional momentum of the atmosphere can therefore be expressed as the sum of the momenta of its individual constituents:

$$mv = (mv)_{N_2} + (mv)_{O_2} + (mv)_{Ar} + (mv)_{H_2O} + (mv)_{CO_2} + \dots \quad (1)$$

Con formato: Fuente: Sin Cursiva

135 Among these constituents, only water vapour undergoes surface exchanges of sufficient magnitude to influence large-scale
dynamics (Kowalski et al., 2025). As a result, the meridional momenta of all dry-air components may be neglected in this
context, reducing Eq. (1) to

$$mv = (mv)_{H_2O} . \quad (2)$$

140 Sustained meridional transport of water vapour at any latitude therefore implies a corresponding motion of the atmosphere
itself in the same direction. In other words, moisture transport driven by surface source–sink patterns necessarily entails bulk
air motion [across latitudinal circles](#), even if individual dry-air constituents appear [meridionally](#) stationary when considered in
isolation.

145 Despite the link between moisture transport and bulk air motion implied by Eqs. (1) and (2), many treatments of slow, global-
scale atmospheric circulation effectively suppress the influence of the hydrological cycle by imposing a condition of zero net
mass transport across the lower boundary. For example, in their formulation of the zonal-mean continuity equation, Andrews
et al. (1987) express the meridional circulation using a streamfunction that vanishes at both the upper and lower boundaries.
While mathematically convenient, this formulation implicitly assumes zero vertically integrated meridional mass transport at
each latitude.

150 Such an assumption is appropriate for purely recirculating flows but is incompatible with the presence of spatially structured
mass sources and sinks at the lower boundary. When atmospheric mass is injected across the surface through evaporation, the
streamfunction at that boundary cannot, in general, be zero. Instead, its non-uniform distribution establishes gradients in
velocity potential that drive meridional motion in the form of a compressible source–sink flow. In this framework, the absence
of a return flow in the gas phase is not anomalous but is a defining characteristic of throughflow.

155 The apparent meridional stationarity of dry air under these conditions does not indicate the absence of bulk motion. Rather, it
reflects the migration of dry-air constituents upstream against a background source–sink flow oriented away from moisture
sources and toward moisture sinks. This behaviour follows directly from the fact that humidification both dilutes and displaces
dry air (Kowalski et al., 2025). In this sense, the classical picture of zero net meridional transport of dry air is recovered not
by the absence of flow, but by the near cancellation of throughflow by opposing “diffusion” of dry-air components.

160 Water vapour provides the dominant forcing for this circulation. Its strong net sources in the subtropics, combined with net
sinks at higher latitudes and near the equator, establish hemispheric-scale velocity-potential gradients that necessarily induce
meridional source–sink flows of air. These flows are directed away from the subtropics in each hemisphere and connect surface
evaporation regions to regions of net condensation and precipitation through open streamlines.

165 The large-scale source–sink flows described here constitute the atmospheric branches of what are here termed “Latent cells”
[\(Fig. 2\)](#). The proposed name reflects both their association with phase changes of water and the fact that their atmospheric
branches are not manifest in traditional, purely cellular descriptions of the [general-mean meridional](#) circulation (e.g., Holton,

2004). Latent cells provide a conceptual link between the well-established meridional transport of mass by the oceans (Dey and Döös, 2019) and more subtle but systematic meridional drifts in the atmosphere.

From this perspective, the meridional component of the atmospheric general circulation is not purely cellular. Instead, it may be viewed as a hemispheric-scale throughflow within which familiar recirculating structures—the Hadley, Ferrel, and Polar cells—appear as embedded, quasi-stationary eddies (Fig. 3). These circulations remain dynamically important, but they operate within, rather than define, the background transport of mass established by hydrologically driven potential flow.

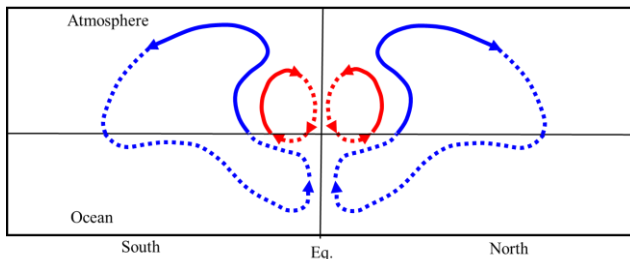


Figure 23: Schematic representation of Latent cells, with solid lines representing potential flows that constitute gas-phase branches. Tropical cells are in red and extratropical cells in blue. Adapted from Dey and Döös (2019) and simplified to emphasise meridional throughflow in the atmosphere. Schematic representation of coupled ocean-atmosphere “Latent cells”. Dotted lines denote non-gaseous-phase mass transport associated with the hydrological cycle, terminating at regions of net evaporation in the subtropics. These regions act as sources of atmospheric mass, where water vapour enters the atmosphere. Solid lines denote gaseous source-sink flows that originate at these evaporative sources and terminate at regions of net phase change and precipitation (high latitudes and the equator) that remove atmospheric mass and add freshwater to the ocean. Together, these linked source-sink flows form closed circuits across the ocean-atmosphere system. Tropical branches are shown in red and extratropical branches in blue. Adapted from Dev and Döös (2019).

From this perspective, the meridional component of the atmospheric general circulation is not purely cellular. Instead, it may be viewed as a hemispheric-scale throughflow (Fig. 2) within which familiar recirculating structures—the Hadley, Ferrel, and Polar cells—appear as embedded, quasi-stationary eddies. Likewise, the baroclinic eddies—whose stirring is so important for meridional transport of some constituents—are embedded in flow that is not purely zonal. These closed-streamline circulations

Con formato: Fuente: Sin Cursiva

Con formato: Fuente: Sin Cursiva

remain dynamically important, but they operate within, rather than define, the background transport of atmospheric mass established by hydrologically driven potential flow.

Con formato: Fuente: Sin Cursiva

Figure 2 illustrates the proposed coupling between oceanic and atmospheric branches of the hydrological cycle. In the ocean, net freshwater gain through precipitation and runoff defines sources that are balanced by net evaporation in the subtropics, where freshwater is removed. These evaporative regions act simultaneously as sources of atmospheric mass, as water vapour enters the atmosphere. The resulting atmospheric source–sink flow originates in the subtropics and terminates in regions of net phase change and precipitation that act as sinks of atmospheric mass and return freshwater to the ocean. In this way, oceanic and atmospheric transports are linked through the phase changes of water, forming continuous source–sink circuits across the coupled system. The gas-phase segments of these circuits correspond to the throughflows described here, while the liquid-phase segments provide the return pathway required to close the mass budget.

Dey and Döös (2019) conceived hemispheric water cells but did not relate them to mean meridional throughflow in the atmosphere. Transport by this background meridional mass flow of air plays an important role in the distributions of certain atmospheric constituents, particularly those that are inert—like the oil in the example of Fig. 12—or nearly so.

4 The hydrological cycle as a motor conveying mass and other quantities

For water vapour itself, meridional transport associated with throughflow is readily quantified and is relatively modest. Manipulating the momentum relationships introduced in Section 3, division of Eq. (2) by a control volume yields

$$\rho v = (\rho v)_{H_2O} \quad (3)$$

where ρ is air density and ρv represents a meridional flux density ($\text{kg m}^{-2} \text{s}^{-1}$). Denoting the meridional flux density of water vapour as F_v , Eq. (3) may be rearranged to give the meridional velocity of air as

$$v = \frac{F_v}{\rho} \quad (4)$$

Multiplying this velocity by the density of water vapour (ρ_v) defines the non-diffusive component of water vapour transport,

$$F_{v,non} = F_v \frac{\rho_v}{\rho} \quad (5)$$

Equation (5) shows that the fraction of water vapour transport conveyed by throughflow is equal to the mass fraction of water vapour, or specific humidity ($q = \frac{\rho_v}{\rho}$). Such conveyance is mechanistically independent of transport by smaller-scale circulations with closed streamlines. Because q is small—negligible at most latitudes and limited to a few percent even in the tropics (Zurbenko and Luo, 2015)—the direct contribution of atmospheric throughflow to the meridional transport of water vapour itself is minor. Most moisture transport therefore occurs via “diffusion” or recirculation.

Average throughflow velocity magnitudes can be estimated from Eq. (4) using column-integrated values of meridional mass transport ($\sim 10 \text{ kg m}^{-1} \text{ s}^{-1}$; Liu et al., 2021) and mass ($\sim 10^4 \text{ kg m}^{-2}$), yielding average meridional velocities of order 1 mm s^{-1} .

220 Although modest in magnitude, their significance becomes apparent when considering transport of inert or nearly inert
constituents. As shown for oxygen by Kowalski and García-Valdecasas Ojeda (2026), large-scale concentration gradients of
certain atmospheric constituents can arise primarily from dilution by water vapour rather than from their own sources and
sinks. Because increases in humidity reduce the partial pressures of dry-air components, regions of high q are systematically
225 depleted in inert or weakly reactive gases, while dry regions are relatively enriched. Humidification produces meridional
concentration gradients across the midlatitudes that are largely independent of the intrinsic biogeochemical cycling of the
constituent.

Argon provides a particularly clear example because it is effectively inert. In the midlatitudes, both baroclinic eddies and
Ferrel-cell overturning transport argon equatorward, driven by humidity-induced concentration gradients. These gradients—
far larger than those of any trace gas, including carbon dioxide—drive strong equatorward “diffusive” transport of argon by
230 synoptic-scale motions, independent of any net meridional mass flow. Ferrel-cell overturning further contributes to
equatorward transport, as relatively dry, argon-rich air moves equatorward aloft while more humid, argon-poor air moves
poleward near the surface. Despite these tandem mechanisms transporting argon equatorward, argon remains enriched in cold,
dry polar air and depleted in warm, humid regions.

The persistence of this argon gradient implies a compensating poleward transport, which is naturally interpreted as non-
235 diffusive conveyance by the atmospheric branch of the Latent cell that balances—and approximately equals—the combined
equatorward transports by eddies and recirculation. Throughflow therefore dominates the net meridional transport mechanisms
acting on argon in the midlatitudes, even though it is not readily apparent in conventional circulation diagnostics.

Closely analogous behaviour is observed for oxygen, notwithstanding its stoichiometric similarity to carbon dioxide. Although
biologically active, oxygen is effectively inert with respect to its atmospheric abundance, and its large-scale distribution is
240 primarily determined by humidity (Kowalski and García-Valdecasas Ojeda, 2026). Relative to its familiar concentration of
20.95% in cold, dry air, oxygen is suppressed by many thousands of parts per million in warm, humid tropical and subtropical
environments (Kowalski et al., 2025), regardless of its own surface sources and sinks. These strong gradients drive equatorward
“diffusion” through the Ferrel cell that is orders of magnitude greater than that of carbon dioxide.

Oxygen is also transported equatorward by Ferrel-cell overturning, owing to humidity contrasts between its meridional
245 branches, in much the same way as argon. As with argon, these equatorward transports by recirculation and eddy “diffusion”
are nearly offset by poleward, non-diffusive conveyance associated with atmospheric throughflow. Unlike argon, however,
the small residual transport reflects the influence of oxygen’s surface sources and sinks, which slightly perturb the balance
among large, nearly compensating transport mechanisms. The significance of the atmospheric branch of the Latent cell emerges
more clearly when considering inert or nearly inert constituents. Argon provides a particularly illustrative example. Across the
250 midlatitudes, where the Ferrel-cell dominates recirculating motion, argon exhibits pronounced meridional gradients. On global
scales, regions of elevated humidity do not coincide with regions of elevated pressure. Instead, under near-isobaric conditions,

increases in water vapour necessarily reduce the partial pressures of dry air and its constituents, including argon, in accordance with Dalton's law. As a result, argon is enriched in cold, dry polar air and diluted by several hundred parts per million in humid tropical and subtropical regions (Kowalski et al., 2025).

These gradients—far larger than those of any trace gas, including carbon dioxide—drive strong equatorward “diffusive” transport of argon by synoptic-scale motions, independent of any net meridional mass flow. Ferrel-cell overturning further contributes to equatorward transport, as relatively dry, argon-rich air moves equatorward aloft while more humid, argon-poor air moves poleward near the surface. Despite these combined effects, argon's meridional concentration gradient persists over long timescales. This persistence implies the presence of an opposing transport mechanism.

That counteracting mechanism is the orderly, poleward conveyance of argon by hemispheric-scale throughflow associated with the atmospheric branch of the Latent cell. Non-diffusive transport by this potential flow balances—and approximately equals—the combined equatorward transports by eddies and recirculation. Throughflow therefore dominates the net meridional transport budget of argon in the midlatitudes, even though it is not readily apparent in conventional circulation diagnostics.

Closely analogous behaviour is observed for oxygen, notwithstanding its stoichiometric similarity to carbon dioxide. Although biologically active, oxygen is effectively inert with respect to its atmospheric abundance, and its large-scale distribution is primarily determined by humidity (Kowalski and García-Valdecasas-Ojeda, 2025). Relative to its familiar concentration of 20.95% in cold, dry air, oxygen is suppressed by many thousands of parts per million in warm, humid tropical and subtropical environments (Kowalski et al., 2025), regardless of its own surface sources and sinks. These strong gradients drive equatorward “diffusion” that is orders of magnitude greater than that of carbon dioxide.

Oxygen is also transported equatorward by Ferrel-cell overturning, owing to humidity contrasts between its meridional branches, in much the same way as argon. As with argon, this transport is nearly offset by poleward, non-diffusive conveyance associated with atmospheric throughflow. Unlike argon, however, the small residual transport reflects the influence of oxygen's surface sources and sinks, which slightly perturb the balance among large, nearly-compensating transport mechanisms.

The implications of hemispheric-scale meridional throughflow extend beyond atmospheric composition and can be illustrated by contrasting linear and angular momentum advection in the midlatitudes. Poleward mass transport through the Ferrel cell carries linear momentum from subtropical regions of relatively weak zonal winds toward higher latitudes dominated by strong westerlies, corresponding to negative advection. Angular momentum behaves differently: poleward throughflow transports it from the subtropics, where it is relatively large, toward the planetary rotation axis, where it vanishes, implying positive advection.

Con formato: Fuente: Sin Cursiva

Con formato: Fuente: Sin Cursiva

Classical treatments of meridional momentum transport generally exclude such behaviour by assuming zero net mass flux across latitude circles (e.g., Holopainen, 1967; Lindzen and Hou, 1988). While appropriate for recirculating frameworks, these assumptions may require reconsideration in the presence of a persistent, hydrologically driven background throughflow.

Con formato: Fuente: Sin Cursiva

285 ~~The implications of hemispheric-scale meridional throughflow extend beyond atmospheric composition. Poleward mass transport through the Ferrel cell necessarily carries linear momentum from subtropical regions — where zonal winds are relatively weak — toward higher latitudes characterized by strong westerlies, representing negative momentum advection. Contrastingly, a poleward source-sink flow at mid-latitudes conveys angular momentum from the subtropics, where it is abundant, toward the planetary axis of rotation, where it vanishes. Classical treatments of meridional momentum transport typically preclude such behaviour by assuming zero net mass flux across latitude circles (e.g., Holopainen, 1967; Lindzen and Hou, 1988). While appropriate within recirculating frameworks, these assumptions may require reconsideration in the presence of a persistent, hydrologically driven background throughflow.~~

5 Conclusions

295 The atmospheric general circulation in each hemisphere includes meridional potential flows that are forced by subtropical sources and high-latitude or equatorial sinks of air. These additions and removals of atmospheric mass are dominated by the hydrological cycle. The resulting hemispheric motions have no gas-phase return flow and are therefore not inherently cellular unless considered together with the opposing mass transport that occurs in the oceans. Taken together, these atmospheric and oceanic branches form Latent cells in geophysical fluid dynamics.

300 Within these meridional atmospheric throughflows are embedded familiar, quasi-stationary eddies such as the Hadley, Ferrel, and Polar cells. While these structures remain central to our understanding of atmospheric dynamics, the background meridional mass transport highlighted here plays a key role in the redistribution of atmospheric constituents. Its implications for the budgets of linear and angular momentum, in particular, suggest directions for further investigation rather than definitive revision. An important direction for future work is to examine how hydrologically driven throughflow might be represented within thermodynamic-coordinate frameworks such as those developed by Pauluis et al. (2008) and Laliberté et al. (2015).

Con formato: Fuente: Sin Cursiva

305 Competing interests

The author declares that he has no competing interests.

Acknowledgements

ASK is funded by the *Ministerio de Ciencia e Innovación* project NATURAL (grant no. PID2024-158786NB-C21) and the Junta de Andalucía project DILCO (grant no. DGP_PIDI_2024_00812). Technologies assisted by AI improved paragraph

310 concision and reading comprehension.

References

- Acheson, J. D. (1990) Elementary fluid dynamics, Clarendon Press, Oxford
- Andrews, D. G., Holton, J. R., and Leovy, C. B (1987) Middle atmosphere dynamics, Academic Press, Orlando
- 315 Andrews, D. G. and McIntyre, M. E. (1976) Planetary waves in horizontal and vertical shear: the generalized Eliassen-Palm relation and the mean zonal acceleration, *J. Atmos. Sci.*, 33 (11), 2031-2048.
- Batchelor G. K. (2000) An introduction to fluid dynamics. Cambridge University Press, Cambridge
- Dey, D. and Döös, K. (2019) The coupled ocean-atmosphere hydrologic cycle, *Tellus A*, 71, 1650413, <https://doi.org/10.1080/16000870.2019.1650413>
- 320 Döös, K. and Nilsson, J. (2011) Analysis of the meridional energy transport by atmospheric overturning circulations, *J. Atmos. Sci.*, 68, 1806-1820.
- Elling, V. (2015) Relative entropy and compressible potential flow, *Acta Mathematica Scientia*, 35B (4), 763–776.
- Holopainen, E. O. (1967) On the mean meridional circulation and the flux of angular momentum over the northern hemisphere, *Tellus*, 19, 1-13.
- 325 Holton, J. R (2004) An introduction to dynamic meteorology, Elsevier, Amsterdam, 535 pp.
- Kowalski, A.S., The boundary condition for vertical velocity and its interdependence with surface gas exchange. *Atmos Chem Phys* 17, 8177–8187, 2017, <https://doi.org/10.5194/acp-17-8177-2017>
- Kowalski, A. S., Janssens, I. A., and Pérez-Priego, O. (2025) Water vapour dynamics as a key determinant of atmospheric composition and transport mechanisms, *Biogeosciences*, 22, 8005–8012, <https://doi.org/10.5194/bg-22-8005-2025>
- 330 Kowalski, A. S. and García-Valdecasas Ojeda, M. (20265)-Global oxygen distributions at the Earth's surface, *Sci. Tot. Env.*, 1031, 181809, <https://doi.org/10.1016/j.scitotenv.2026.181809>, Humidity-determined distributions of surface oxygen, *ESS Open Archive [preprint]*, <https://doi.org/10.22541/essoar.174721854.49630082/v1>
- Kundu, P. K. and Cohen, I. M. (2000) Fluid Mechanics, Academic Press, San Diego, 730 pp.
- [Laliberté, F., Zika, J., Mudryk, L., Kushner, P.J., Kjellsson, J., and Döös, K. \(2015\) Constrained work output of the moist atmospheric heat engine in a warming climate, *Science*, 347, 540-543, <https://www.science.org/doi/10.1126/science.1257103>](https://doi.org/10.1016/j.scitotenv.2026.181809)
- 335 [Liu, Q., Li, T., and Zhou, W., \(2021\) Impacts of multi-timescale circulations on meridional moisture transport, *J. Climate*, 34, 8065-8085, <https://doi.org/10.1175/JCLI-D-20-0126.1>](https://doi.org/10.1126/science.1257103)
- Lindzen, R. S. and Hou (1988) Hadley circulations for zonally averaged heating centered off the equator, *J. Atmos. Sci.*, 45 (17), 2416-2427.
- 340 [Pauluis, O., Czaja, A. and Korty, R. \(2008\) The global atmospheric circulation on moist isentropes, *Science*, 321,1075-1078, <https://www.science.org/doi/10.1126/science.1159649>](https://doi.org/10.1126/science.1159649)
- Peixoto, J. P and Oort, A. H. (1992) Physics of Climate, American Institute of Physics, New York, 520 pp.
- [Schanze, J.J., Schmitt, R.W., and Yu, L.L. \(2010\) The global oceanic freshwater cycle: A state-of-the-art quantification, *J. Marine Res.*, 68, 569-595, \[https://elischolar.library.yale.edu/journal_of_marine_research/280\]\(https://elischolar.library.yale.edu/journal_of_marine_research/280\)](https://doi.org/10.1126/science.1159649)

Con formato: Fuente: Cursiva

Con formato: Fuente: Cursiva

Con formato: Fuente: Cursiva

Con formato: Fuente: Negrita

345 Trenberth, K. E. and Guillemot, C. J. (1998) Evaluation of the atmospheric moisture and hydrological cycle in the NCEP/NCAR reanalyses, *Clim. Dyn.*, 14, 213-231.

Zurbenko, I. and Luo, M. (2015) Surface Humidity Changes in Different Temporal Scales. *Am. J. Clim. Change*, 4, 226-238.
doi: 10.4236/ajcc.2015.43018.