

1 **Supporting information for “Surface impacts of Sudden Stratospheric**  
2 **Warmings (SSWs): Comparison of 2018 and 2019 SSWs in SNAPSI**  
3 **experiments”**

4 Dong-Chan Hong<sup>1</sup>, Seok-Woo Son<sup>1</sup>, Blanca Ayarzagüena<sup>2</sup>, Amy H. Butler<sup>3</sup>, Chaim I. Garfinkel<sup>4</sup>, Peter  
5 Hitchcock<sup>5</sup>, Yu-Kyung Hyun<sup>6</sup>, Jiankai Zhang<sup>7</sup>

6 <sup>1</sup>School of Earth and Environmental Sciences, Seoul National University, Seoul, 08826, South Korea

7 <sup>2</sup>Department of Earth Physics and Astrophysics, Facultad de CC. Físicas, Universidad Complutense Madrid, Madrid, 28040,  
8 Spain

9 <sup>3</sup>National Oceanic and Atmospheric Administration (NOAA) Chemical Sciences Laboratory, Boulder, CO, 80305, USA

10 <sup>4</sup>Fredy and Nadine Herrmann Institute of Earth Sciences, The Hebrew University of Jerusalem, Jerusalem, 9190401, Israel

11 <sup>5</sup>Department of Earth and Atmospheric Sciences, Cornell University, Ithaca, NY, 14853, USA

12 <sup>6</sup>Forecast Technology Division, Korea Meteorological Administration, Seoul, 07062, South Korea

13 <sup>7</sup>College of Atmospheric Sciences, Lanzhou University, Lanzhou, 730000, China

14

15

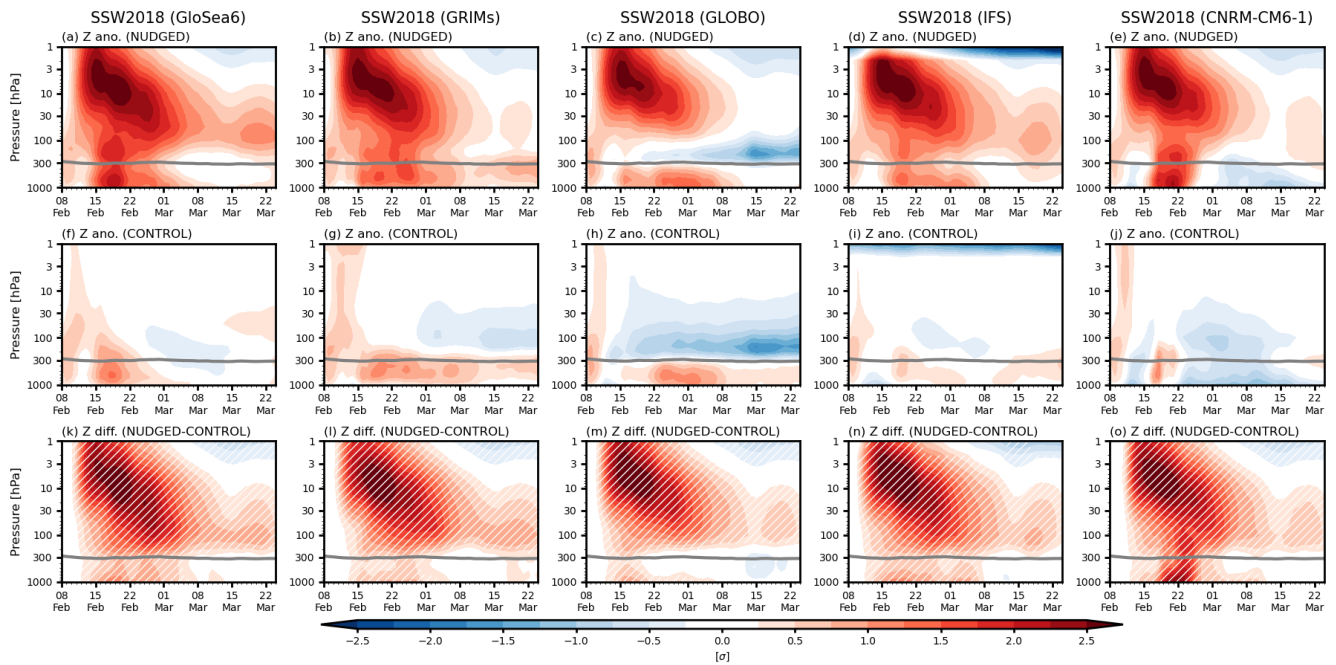
16 **Contents of this file**

17

18 Figures S1 to S5

19

20



21

22

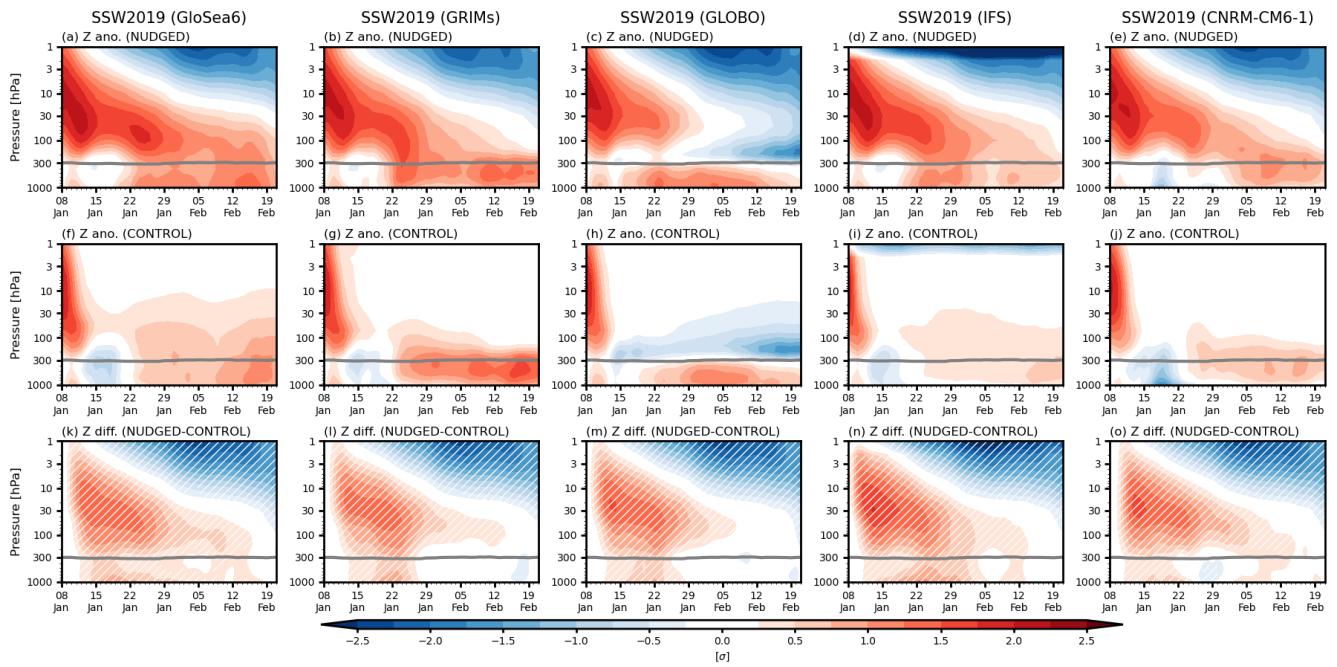
23

**Figure S1.** Same as Figs. 3a,c,e of the main text, but for each model. Statistically significant values at the 95% confidence level, based on the two-tailed Student's t test, are hatched.

24

25

26



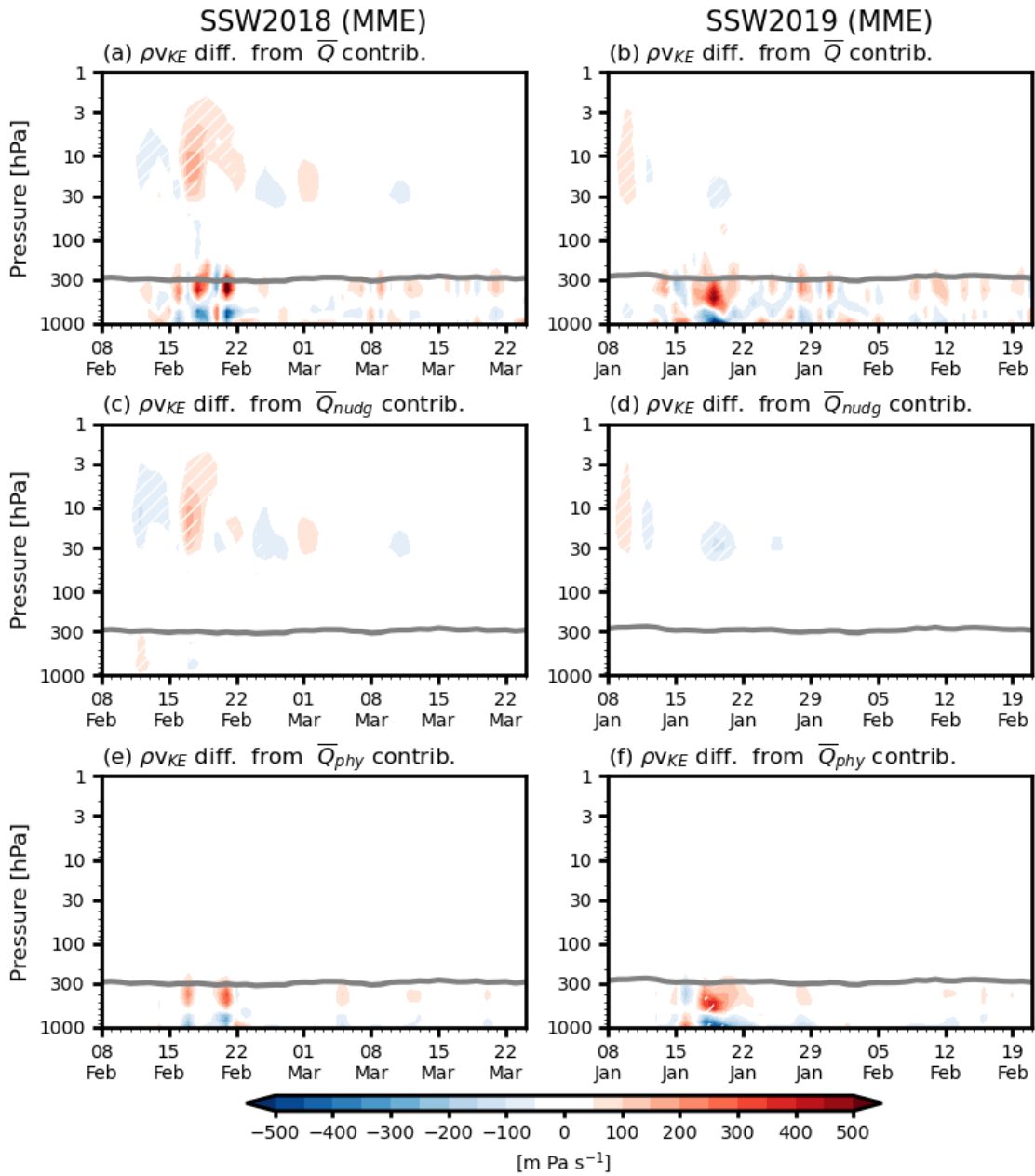
27

28

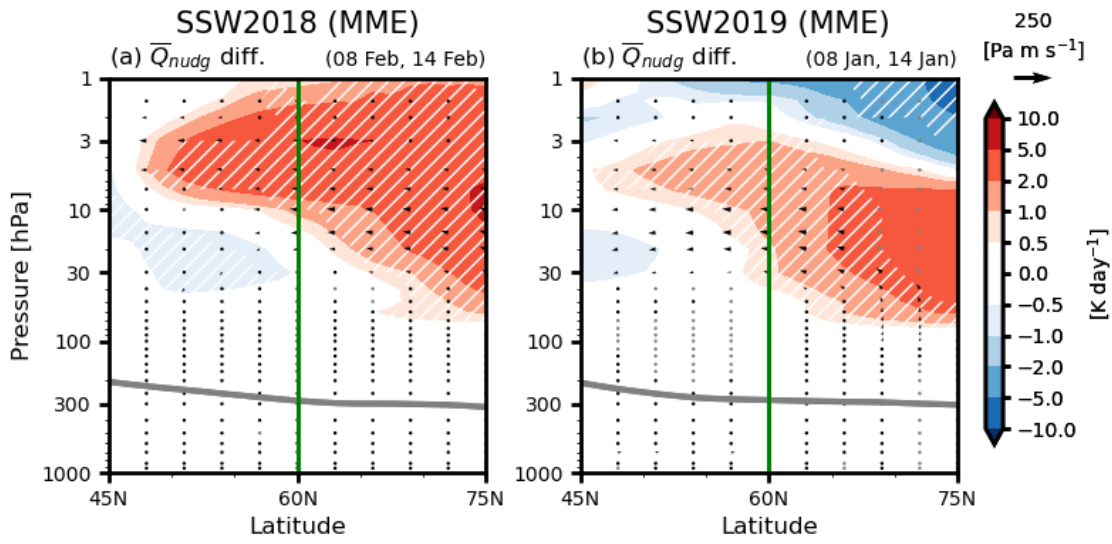
29

**Figure S2.** Same as Figs. 3b,d,f of the main text, but for each model. Statistically significant values at the 95% confidence level, based on the two-tailed Student's t test, are hatched.

30



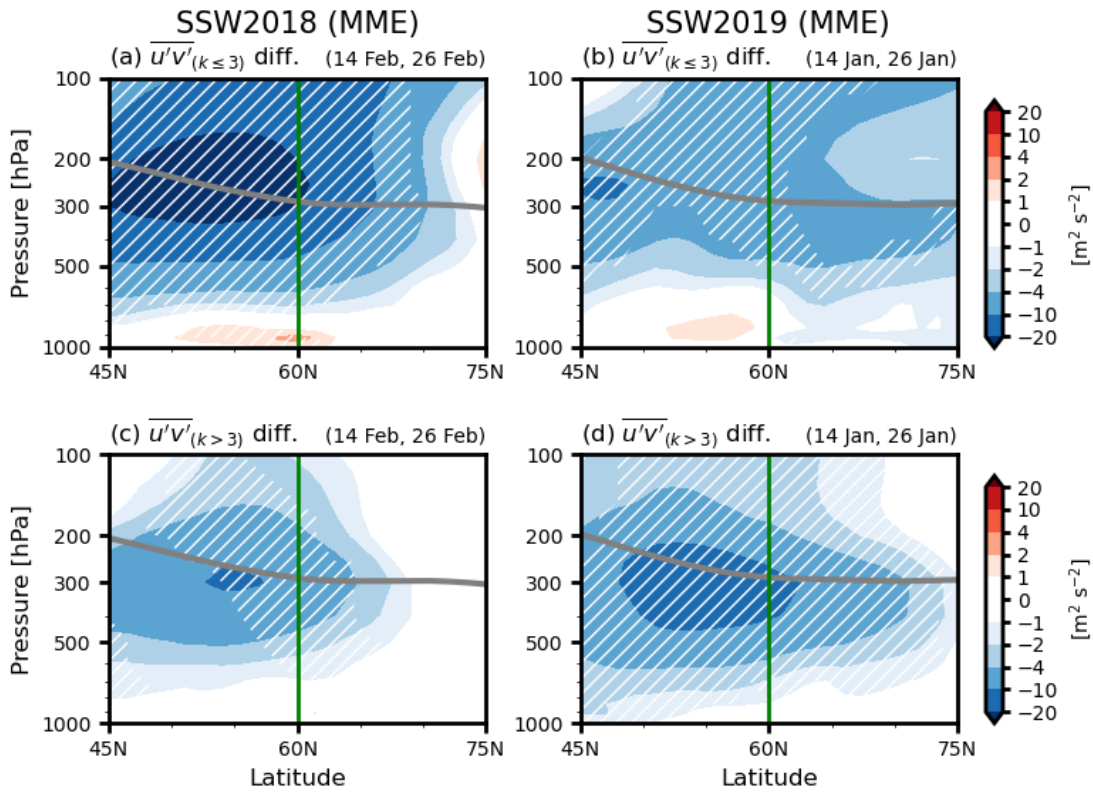
31  
 32 **Figure S3.** Same as Fig. 9 of the main text, but for the diabatic heating.  
 33



34

35 **Figure S4.** Same as Fig. 10 of the main text, but for the temperature nudging tendency.

36



37

38 **Figure S5.** Same as Figs. 12a,b of the main text, but for the (a, b) planetary-scale (zonal wavenumber three and smaller) and (c, d) synoptic-  
 39 scale (zonal wavenumber greater than three) eddy momentum flux.

40

41