

Seasonal Variability and Cloud-Type Effects on Secondary Organic Aerosol Formation During Cloud Events at a Mountainous Site in Southeastern China

Yi Zhang^{1,2}, Weiqi Xu^{1,2}, Yan Li^{1,2}, Guohua Zhang³, Dantong Liu⁴, Ye Kuang⁵, Yu Zhang^{1,2}, Wei Zhou^{1,2},
5 Xiaocong Peng³, Bojiang Su³, Weihong Huang⁵, Zijun Zhang^{1,2}, Liu Yang^{1,2}, Yangzhou Wu^{4,6}, Siyuan
Li⁴, Shitong Zhao⁴, Lanzhong Liu⁷, Xiaole Pan^{1,2}, Zifa Wang^{1,2}, Xinhui Bi³, Mikael Ehn⁸, Douglas R.
Worsnop^{8,9}, Yele Sun^{1,2}

¹State Key Laboratory of Atmospheric Environment and Extreme Meteorology, Institute of Atmospheric Physics, Chinese Academy of Sciences, Beijing 100029, China

10 ²College of Earth and Planetary Sciences, University of Chinese Academy of Sciences, Beijing 100049, China

³State Key Laboratory of Advanced Environmental Technology, Guangzhou Institute of Geochemistry, Guangzhou Institute of Geochemistry, Chinese Academy of Sciences, Guangzhou 510640, China

⁴Department of Atmospheric Sciences, School of Earth Sciences, Zhejiang University, Hangzhou 310058, China

⁵Institute for Environmental and Climate Research, Jinan University, Guangzhou 511143, China

15 ⁶College of Environmental Science and Engineering, Guilin University of Technology, Guilin 541006, China

⁷Shanghuang Atmospheric Boundary Layer and Eco-Environment Observatory, Institute of Atmospheric Physics, Chinese Academy of Sciences, Jinhua 321203, China

⁸Institute for Atmospheric and Earth System Research/Physics, Faculty of Science, University of Helsinki, Helsinki 00140, Finland

20 ⁹Aerodyne Research Inc., Billerica, MA 01821, USA

Correspondence to: Weiqi Xu (xuweiqi@mail.iap.ac.cn) and Yele Sun (sunyele@mail.iap.ac.cn)

Abstract. Aerosol-cloud interactions exert substantial influences on atmospheric chemistry and regional climate, yet ~~process-resolved~~~~real-time~~ characterizations of chemical and microphysical evolution within cloud droplets remain limited. Here, two intensive campaigns were conducted at the high-altitude Shanghuang station in southeastern China during autumn 2023 and
25 spring 2024, capturing ~~distinct~~ nocturnal orographic and long-persistence stratiform cloud events. Using two complementary cloud-droplet sampling systems, the ground-based counterflow virtual impactor (GCVI) and a custom-designed aerosol-cloud sampling inlet system (ACSIS), along with ~~integrated~~ aerosol chemical speciation and cloud microphysical measurements, we resolved the composition of interstitial (INT), ~~and~~ residual (RES) and ambient (AMB) particles ~~during cloud events and ambient particles (AMB) under cloud-free conditions~~. Organic aerosols (OA) dominated particle mass across both seasons,
30 while inorganic species (nitrate, sulfate, ammonium) exhibited high scavenging efficiencies ($\geq 65\text{-}70\%$) and strong enrichment in RES particles. Organic components showed seasonally contrasting partitioning patterns, with differences between INT and RES particles indicating variability in aqueous-phase processing. ~~Organics in INT particles exhibited a lower degree of oxidation during orographic clouds in 2023, whereas those in RES particles were more oxidized. In contrast, persistent clouds in 2024 displayed the opposite behaviour, reflecting shifts in aqueous-phase oxidation.~~ Air-mass analysis further revealed
35 pronounced source-dependent variability, with polluted westerly inflow leading to the highest particle loadings and most aged

organic signatures. ~~By Linking chemistry with microphysics, we found that secondary organic aerosol (SOA) formation is favored in smaller droplets, whereas primary organic aerosol is preferentially incorporated into larger droplets through collision-coalescence, preferentially occurs in smaller droplets, while OA from primary emissions is more efficiently incorporated into larger droplets through collision-coalescence. The contrasting evolution of oxygen-to-carbon ratio in RES and INT particles as a function of OA/ACO indicates distinct oxidation pathways for activated and non-activated aerosols. These results demonstrate that droplet size and cloud dynamics jointly regulate aerosol processing and that in-cloud oxidation pathways differ between particles types. This study provides process-level constraints for improving the representation of aqueous-phase SOA formation and aerosol-cloud interactions in atmospheric models, particularly in regions influenced by complex terrain and variable cloud regimes. These results provide a quantitative, process-level understanding of seasonal and cloud-type controls on in-cloud chemical evolution, offering new constraints for representing aqueous phase processing in atmospheric models.~~

1 Introduction

Clouds play a pivotal role in regulating the Earth's radiative balance and exert a profound influence on global climate through both the back-scattering of solar radiation and the modulation of terrestrial infrared emission (Twomey, 1974; Haywood and Boucher, 2000). Nevertheless, despite notable advances in understanding cloud-climate interactions, recent Intergovernmental Panel on Climate Change (IPCC) assessments underscore that clouds remain the dominant source of uncertainty in overall climate feedback (Forster et al., 2021). This persistent uncertainty is largely attributable to the intrinsic complexity of cloud processes, which arise from the intricate coupling between microphysical evolution and multiphase chemical transformations. The microphysical and chemical properties of cloud droplets vary substantially with cloud altitude, cloud type, lifecycle stage, and even seasonal conditions, and are further modulated by the influence of anthropogenic emissions. (Pan et al., 2023; Zhao et al., 2022; Yeom et al., 2025; McCoy et al., 2020; Li et al., 2020a). Consequently, online in-situ measurements of both cloud microphysical parameters and the chemical composition of cloud droplets are indispensable. Such observations provide a more holistic characterization of the dynamic evolution of cloud droplet chemistry and offer critical insights into its coupling with cloud microphysical processes.

The chemical composition of atmospheric particles during cloud events is shaped by a complex interplay of factors, including gaseous precursors, air mass origins, cloud classifications, cloud altitudes, cloud life-cycle stages, and seasonal meteorological regimes (Bi et al., 2016; Adachi et al., 2022; Zipori et al., 2015; Graham et al., 2020; Sun et al., 2025). Current understanding highlights several dominant mechanisms underlying aerosol-cloud interactions, such as the scavenging of aerosol particles by nucleation and impaction processes, the collision-coalescence and aqueous-phase processing occurring within clouds, and the activation of hygroscopic particles to form cloud droplets (Seinfeld et al., 1998). Together, these mechanisms modulate aerosol size distributions, chemical partitioning, and oxidative evolution throughout the cloud cycle (Hoppel et al., 1986; Elperin et al., 2008; Pierce et al., 2015). Nevertheless, despite extensive conceptual frameworks, a quantitative characterization of how

distinct stages of cloud evolution—particularly cloud formation, mature cloud development, and cloud dissipation—differentially influence individual aerosol components remains insufficiently constrained. Moreover, the response of organic aerosol species to cloud processing, especially under varying cloud types and seasonal conditions, is still poorly understood. These knowledge gaps hinder a mechanistic interpretation of cloud-mediated chemical aging and limit our ability to accurately represent cloud–aerosol interactions in atmospheric models.

High-altitude stations, due to their unique geographical characteristics, serve as ideal sites for studying regional and orographic clouds. As shown in Fig. S1, extensive cloud-related field observations have been conducted at mountain stations worldwide over the past few decades (Lawrence et al., 2023; Hutchings et al., 2009; Hill et al., 2007; Graham et al., 2020; Li et al., 2020b; Liu et al., 2025). Among previous observations, the dominant method for investigating the chemical composition of cloud droplets has been offline sampling (Demoz et al., 1996) combined with laboratory analysis (Igawa and Wang, 2022; Sun et al., 2023; Hutchings et al., 2009). For example, Li et al. (2017) utilized the Caltech Active Strand Cloud Water Collector (CASCC) to collect cloud droplet samples at Mount Tai in eastern China to examine inorganic ions, organic carbon, and organic acids in cloud water. Similarly, Sun et al. (2024) employed the CASCC to collect cloud droplets at Mt. Tianjing in southern China and applied the Positive Matrix Factorization (PMF) method to apportion the sources of cloud-water chemical species. In addition to offline approaches, several techniques have been developed to enable real-time characterization of cloud droplets (Lawrence et al., 2023; Gao et al., 2023). Among them, the GCVI has emerged as a key instrument capable of automatically identifying cloud events and actively separating cloud droplets from interstitial (INT) particles INT aerosols. By coupling the GCVI with a high-resolution aerosol mass spectrometer and other online instruments at Mt. Daming, Shen et al. (2025) demonstrated that residual (RES) particles exhibit enhanced hygroscopicity due to their higher nitrate content, and observed a representative cloud episode in which hygroscopic INT particles efficiently absorbed ambient water vapor, thereby limiting further droplet growth. Despite these advances, real-time, in-situ measurements of the chemical composition of both cloud droplets and INT aerosols remain exceedingly limited. This poses a significant challenge to fully resolving the dynamic chemical–microphysical interactions within cloud systems and underscores the need for more comprehensive observational datasets from high-altitude platforms.

To address these gaps, we conducted two intensive field campaigns at a high-altitude station, capturing multiple orographic cloud and long-persistence cloud events across contrasting seasons. By employing two complementary cloud-droplet sampling systems, i.e., the ground-based counterflow virtual impactor (GCVI) and a custom-designed aerosol-cloud sampling inlet system (ACSIS), integrated with an aerosol chemical speciation monitor and concurrent cloud microphysical measurements, this study provides the real-time characterization of organic and inorganic aerosol evolution throughout cloud formation and dissipation in this region. Specifically, we examine the influence of air-mass origins on aerosol chemical composition during cloud events, the wet scavenging and in-cloud processing of particle chemical components, and the dependence of organic aerosol partitioning and oxidation on cloud microphysical parameters such as LWC, D_e , and N_c . The resulting insights contribute to a more detailed, process-level understanding of aerosol–cloud interactions in orographic cloud and long-persistence cloud environments and help constrain their representation in chemistry–climate models. In particular, resolving

105 how droplet size and cloud regime influence aqueous-phase secondary organic aerosol (SOA) formation remains a key uncertainty in current atmospheric models. It should be noted that the two campaigns were conducted in different seasons (autumn 2023 and spring 2024), and thus differences in aerosol properties may reflect not only cloud-regime influences but also variations in background conditions, such as air mass characteristics and seasonal emission patterns. Therefore, the comparisons presented in this study are interpreted as the combined effects of cloud processes and seasonal variability, rather than purely intrinsic cloud-type differences.

2 Materials and Methods

2.1 Sampling site

110 Two field campaigns were conducted from 16 September to 21 October 2023 and from 17 April to 1 June 2024 at the summit of Mt. Damaojian (119.51°E, 28.58°N; 1128 m above sea level), at the Shanghuang Eco-Environmental Observatory of the Chinese Academy of Sciences (hereafter, SH). This site is a forested location in southeastern China, where the ambient atmosphere is predominantly influenced by local biogenic emissions, with a comparatively minor contribution from anthropogenic sources (Zhang et al., 2024a; Wang et al., 2025). The region is characterized by a subtropical monsoon climate, and our sampling period coincided with the transition between the wet and dry season. Consequently, cloud events occurred frequently during the observation period (Fig. S2), providing favourable conditions for investigating the characteristics and evolution of aerosol components and organic components during cloud processing.

2.1.1 Cloud droplet and aerosol sampling systems

120 In the two field campaigns, two different sampling approaches were employed for particle selection and sampling. In the autumn of 2023, cloud events were identified using the GCVI installed on the roof of the observation station under the following conditions: ambient visibility below 3 km, relative humidity (RH) exceeding 95%, and absence of precipitation. When a cloud event occurs, the GCVI would automatically identify meteorological conditions and separate cloud droplets with diameter larger than 8.7 μm (lower cut size). These droplets are subsequently introduced into the evaporation chamber, where they are dried by an air flow maintained at 40 °C (Bi et al., 2016; Shingler et al., 2012). The resulting dried particles, referred to as RES particles, are then directed toward further analysis. An enrichment factor of 6.68—determined by the tunnel airflow, sample flow, and inlet geometry—was applied to correct for the particle concentration enhancement inherent to the CVI inlet, which causes particles in cloud droplets in the sampled air to be enriched relative to that in ambient air (Guo et al., 2025; Shingler et al., 2012). Simultaneously, INT particles were alternately sampled using a PM_{2.5} cyclone throughout the duration of several cloud events, following a 30-minute alternating sampling cycle. Under cloud-free conditions, only particles with aerodynamic diameters smaller than 2.5 μm were collected, denoted as ambient (AMB) particle.

130 In 2024, the ACSIS sequentially switched between the PM₁ impactor, PM_{2.5} impactor, and total suspended particles (TSP) every 15 minutes (Kuang et al., 2024). To maintain sample inlet RH below 20% throughout the field campaigns, AMB particles

and droplets were dried using a Nafion dryer. RES particles were defined as those not captured by the PM_{2.5} impactor but detected in the TSP passage during cloud events, while INT were defined as those through by the PM_{2.5} impactor.

135 In the 2023 campaign, periods with precipitation were excluded because raindrops can be sampled by the GCVI inlet, potentially biasing the chemical characterization of RES particles. During such periods, the GCVI system was shut down and only INT particles were measured. In contrast, during the spring 2024 campaign, ACSIS system was implemented, which effectively avoided the collection of raindrops. As most cloud events during this period were associated with precipitation, precipitating cloud events were included in the analysis.

140 **2.1.2 Measurements of particle chemical composition and microphysical properties**

A Time-of-Flight Aerosol Chemical Speciation Monitor (ToF-ACSM; Aerodyne Research Inc., USA) equipped with a capture vaporizer and PM_{2.5} aerodynamic lens and a seven-wavelength Aethalometer (AE33; Magee Scientific Corp., USA) were connected with the end of GCVI or ACSIS to measure non-refractory particles species including organics (Org), sulfate (SO₄), nitrate (NO₃), ammonium (NH₄), chloride (Cl), and equivalent black carbon (BC). The time resolution of the measurements is 2 and 1 min, respectively. For microphysical parameters of cloud droplets, a fog monitor (FM-100; Droplet Measurement Technologies LLC, USA) was used to optically measure diameter size and number concentration of cloud droplets with size ranging from 2 to 50 μm. The instrument resolves particles into 30 size bins, with variable bin widths: 1 μm for droplets smaller than 14 μm and 2 μm for larger droplets. The instrument resolves particles into 30 size bins, and the size ranges of every bin vary for different sizes, with 1 μm resolution for droplets smaller than 14 μm and 2 μm resolution for droplets bigger ones. The time resolution of FM-100 is 1 sec. Liquid water content (LWC), the total number concentration (N_c), effective diameter (D_e) and volume-mean diameter (D_v) of cloud droplets were determined as previous studies (Ding et al., 2025).

150 **2.1.3 Meteorological measurements**

Meteorological parameters including temperature (T) and RH were measured by a T/RH probe (HC2S3, Campbell Scientific Inc., USA). The hourly wind speed (WS) and wind direction (WD) in 2023 were obtained from European Reanalysis 5 (ERA 5) reanalysis dataset, and they were measured by MetOne 034B in 2024. Due to an instrument malfunction, in-situ WD and WS measurements during the autumn 2023 campaign were incomplete and considered unreliable; therefore, ERA5 reanalysis data were used to provide general meteorological context only. Given the complex mountainous terrain of the site, ERA5 data may not fully capture local-scale variability, particularly for wind direction. The ambient concentration of PM_{2.5} and CO were measured using a continuous ambient particulate monitor (Model 5014i, Thermo Scientific Inc., USA) and Picarro greenhouse gas analyzer (G2401; Picarro Inc., USA), respectively.

2.2 Data Analysis

2.2.1 ACSM calibration and source apportionment

The mass concentrations of non-refractory particles species were analyzed using ACSM standard data analysis software (Tofware_v2.5.13_ACSM). The default relative ionization efficiencies (RIEs) of 1.1, 1.4 and 1.3 were applied for nitrate, organics and chloride, and the RIEs values of ammonium and sulfate were 3.5 and 1.2 according to the ionization efficiency calibration using pure NH_4NO_3 (NH_4) $_2\text{SO}_4$ particles. To determine the sources and atmospheric oxidation processes of organic aerosol (OA), the multilinear engine algorithm (ME-2) was used for source apportionment of OA for ACSM datasets in 2023 and 2024 (Paatero, 1999). The mass spectral profiles of isoprene-epoxydiol-derived secondary OA (IEPOX-SOA) measured at the same forested site in July 2024, characterized by relatively high contributions of marker ions f_{82} (1.24%) and f_{81} (1.05%) (commonly used as tracers for IEPOX-SOA), were constrained by varying the a -value from 0 to 1 (Hu et al., 2018; Hu et al., 2015). This approach accounts for the inherent production of IEPOX-SOA at forested sites, which is typically associated with elevated biogenic emissions. Four OA factors, including primary OA (POA), IEPOX-SOA, less oxidized oxygenated OA (LO-OOA), and more oxidized oxygenated OA (MO-OOA) with an a -value of 0.2 were identified in 2023 and 2024. IEPOX-SOA contributed 7.2%-9.3% of OA on average, consistent with the previous results in forest sites (Hu et al., 2015). The POA mass spectrum is dominated by prominent hydrocarbon ions (for example, m/z 41, m/z 43, m/z 55, and m/z 57), and the ratio of m/z 55 and 57 (2.95 in 2023 and 1.82 in 2024) are similar to those determined from ToF-ACSM with capture vaporizer (Zheng et al., 2020; Xu et al., 2020). Additionally, both LO-OOA and MO-OOA exhibit distinct m/z 44, consistent with observations across multiple sites in previous studies (Lei et al., 2021; Joo et al., 2021; Sun et al., 2022). Compared with OA factors in winter (Zhang et al., 2024b), MO-OOA is more correlated with sulfate in autumn ($R^2=0.91$, Fig. S3) and spring ($R^2=0.77$, Fig. S4) due to stronger aqueous-phase oxidation processing and regional transport. Moreover, the moderate correlation between LO-OOA and nitrate ($R^2=0.85$) in 2024 suggested their possibly similar formation pathways. The three-factor ME-2 solution produced a mixed SOA factor, while the five-factor solution further decomposed the two SOA factors into three distinct components. However, these additional components remain uninterpretable due to insufficient external tracers.

2.2.2 Feasibility of GCVI and ACSIS measurements

In this study, two types of cloud events were identified, namely orographic and long-persistent cloud events. Orographic clouds form when air masses are forced to ascend over mountainous terrain, leading to rapid cooling and condensation; these clouds are typically short-lived and strongly influenced by local topography and wind conditions. In contrast, long-persistent cloud events are associated with more stable large-scale meteorological conditions, resulting in longer cloud lifetimes and more continuous cloud processing. Considering that two distinct cloud-droplet sampling systems were employed across the two field campaigns, we conducted a preliminary assessment of the droplet size distribution associated with each system (Fig. S5). During the orographic cloud events in autumn 2023, cloud droplets exhibited relatively large D_v , with maxima reaching ~ 27 μm . Under such conditions, the GCVI—whose lower cut size is approximately 8.7 μm —successfully captured about 80 % of

195 the cloud droplet population. In contrast, during the persistent cloud episodes in 2024, droplet sizes predominantly ranged from 3 to 9 μm , a regime that can be effectively sampled by the ACSIS. This indicates that, despite the use of different cloud droplet sampling systems in the two campaigns, both approaches successfully captured the vast majority of cloud droplets present in the ambient atmosphere. These complementary size-capture efficiencies indicate that the measurements obtained in the two years are highly comparable.

2.2.3 Scavenging efficiency

200 To quantify the wet scavenging process of different chemical components in the cloud process at the SH site, scavenging efficiency of major chemical components (η_i) was calculated based on mass concentration change of $\text{PM}_{2.5}$ during cloud formation stage (Noone et al., 1992; Gilardoni et al., 2014). [Here, the scavenging efficiency primarily represents in-cloud removal via activation of aerosol particles into cloud droplets, as inferred from the depletion of INT particles relative to pre-cloud AMB conditions.](#) Cloud formation stage is defined as the first few hours when visibility had stabilized below 100 meters. The calculation formula is as follows:

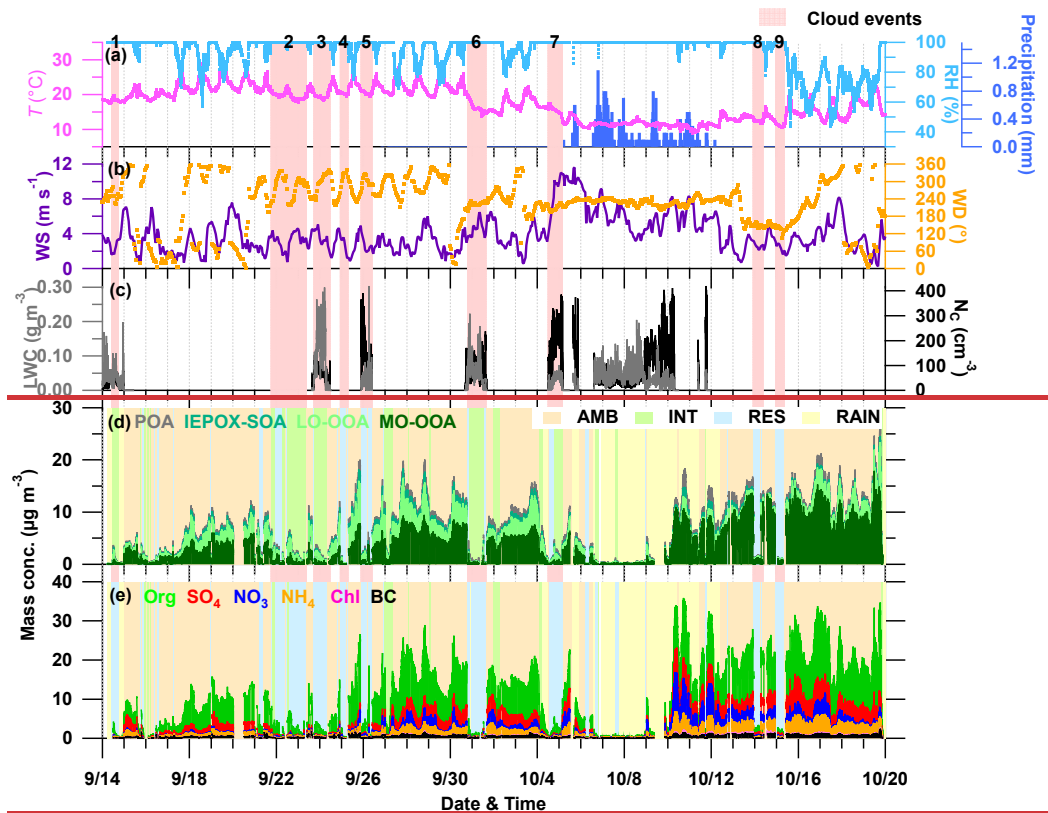
$$205 \quad \eta_i = 1 - \frac{c_{INT}^i}{c_{AMB}^i}, \quad (4)$$

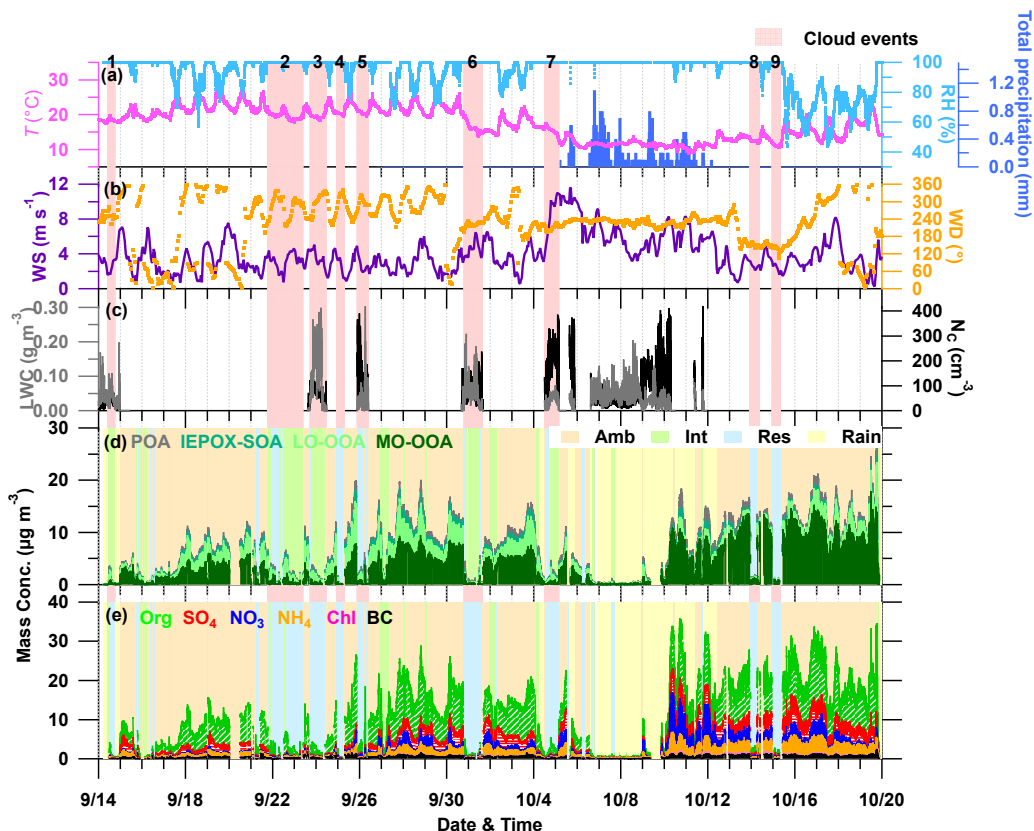
where c_{INT}^i and c_{AMB}^i represent the mass concentrations of i species in INT particles and pre-cloud AMB particles, respectively. The i species include Org, SO_4 , NO_3 , NH_4 , Chl, BC, POA, IEPOX-SOA, LO-OOA, and MO-OOA.

3 Results and Discussion

3.1 Overview of field campaigns in 2023 and 2024

210 Figure 1 presents the time series of meteorological variables, cloud microphysical parameters, and the organic and inorganic chemical components of aerosol particles observed during the autumn of 2023. Throughout this observational period, nine distinct cloud events were identified, among which five enabled successful concurrent sampling of RES and INT particles (Table S1). The unique geographical and topographical characteristics of the mountainous site resulted in pronounced diurnal variability in meteorological conditions. As solar radiation declined after sunset, air temperature progressively decreased, leading to a reduction in the saturation vapor pressure and elevated RH levels during nighttime (Fig. S6). The sustained low temperatures and high RH (reaching 100%) at night facilitated the formation and persistence of cloud processes. As a result, cloud events at this site typically occurred between 20:00 and 08:00 throughout the observation period. The clouds formed under such conditions at the mountain site are classified as orographic clouds. Furthermore, the mass concentrations of both INT and RES particles exhibited a marked decrease relative to those of AMB particles prior to the onset of cloud events.





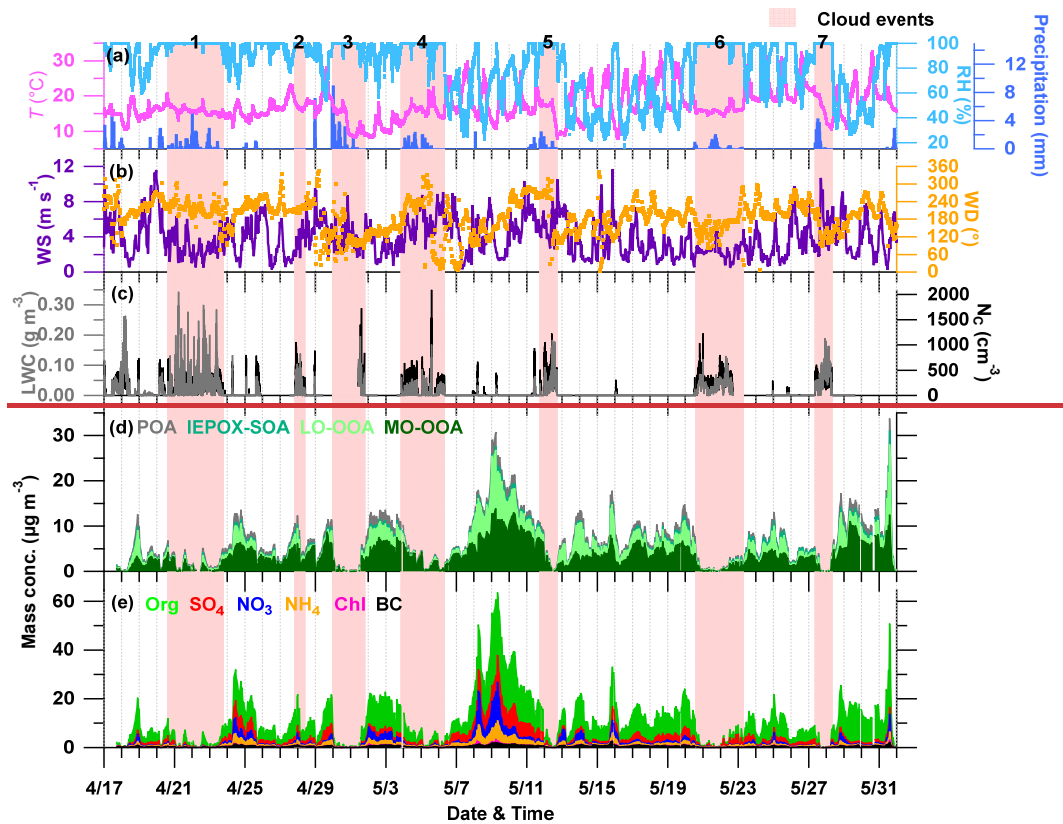
225

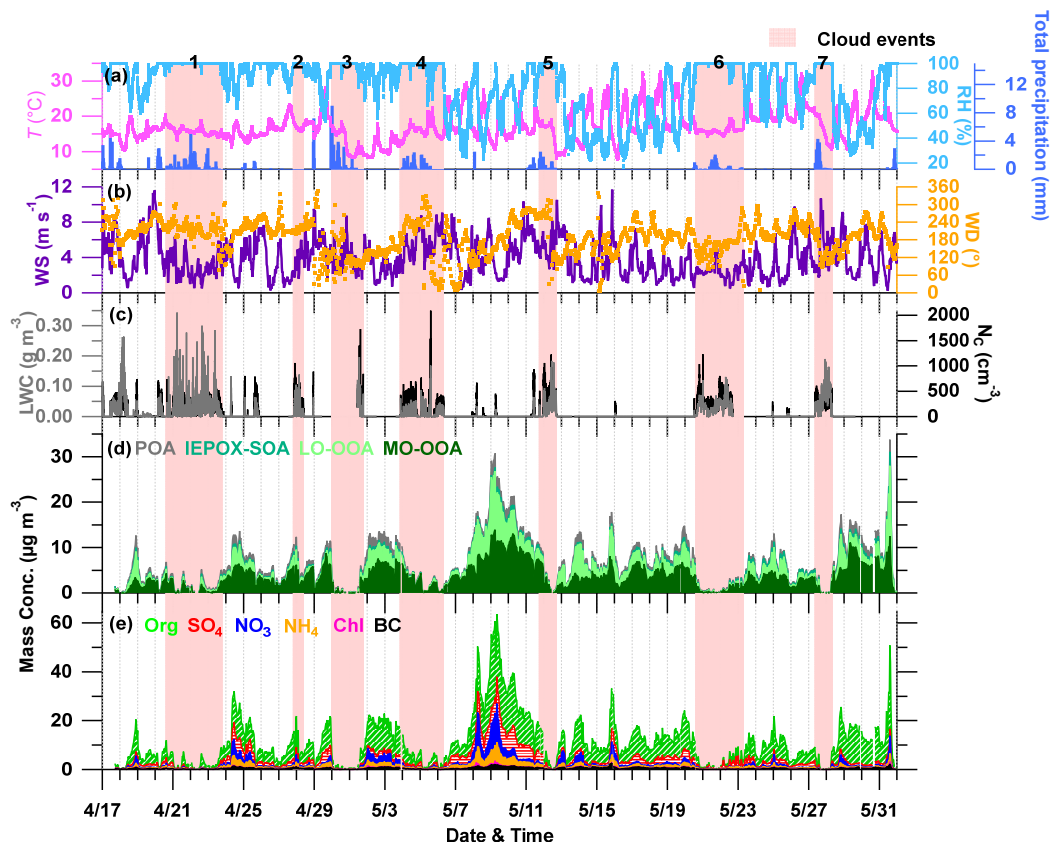
Figure 1: Overview of the measurements during the field campaign in 2023. (a, b) Meteorological parameters, (c) LWC and N_c , (d) OA factors, (e) particles compositions. The red-shaded area represents the cloud events, while the background shading in panels (d) and (e) corresponds to ambient (AMB), interstitial (INT), residual (RES), and rain (RAIN) periods, shown in orange, green, blue, and yellow, respectively.

230

Compared with the observations in autumn 2023, the cloud processes that occurred in spring 2024 exhibited distinct meteorological and microphysical characteristics. During the spring of 2024, seven cloud events were observed. Aerosol particles were successfully collected throughout each cloud events, enabling the quantification of the mass concentrations of chemical components within cloud droplets (RES) by calculating the differences between TSP and $PM_{2.5}$ measurements. In contrast to the cloud processes observed in autumn 2023, those in spring 2024 were predominantly characterized by remarkable persistence, often lasting for several tens of hours and frequently accompanied by rainfall, therefore classified as long-persistence cloud events (Table S2). As a consequence, the diurnal variation in cloud occurrence probability displayed a relatively smooth and continuous pattern (Fig. S6). Moreover, the diurnal cycles of T and RH during the spring 2024 observation period were more pronounced than those in autumn 2023, with lower nighttime temperatures and noticeably drier daytime conditions. Due to the influence of wet scavenging, the $PM_{2.5}$ mass concentration decreased substantially throughout the cloud events.

235



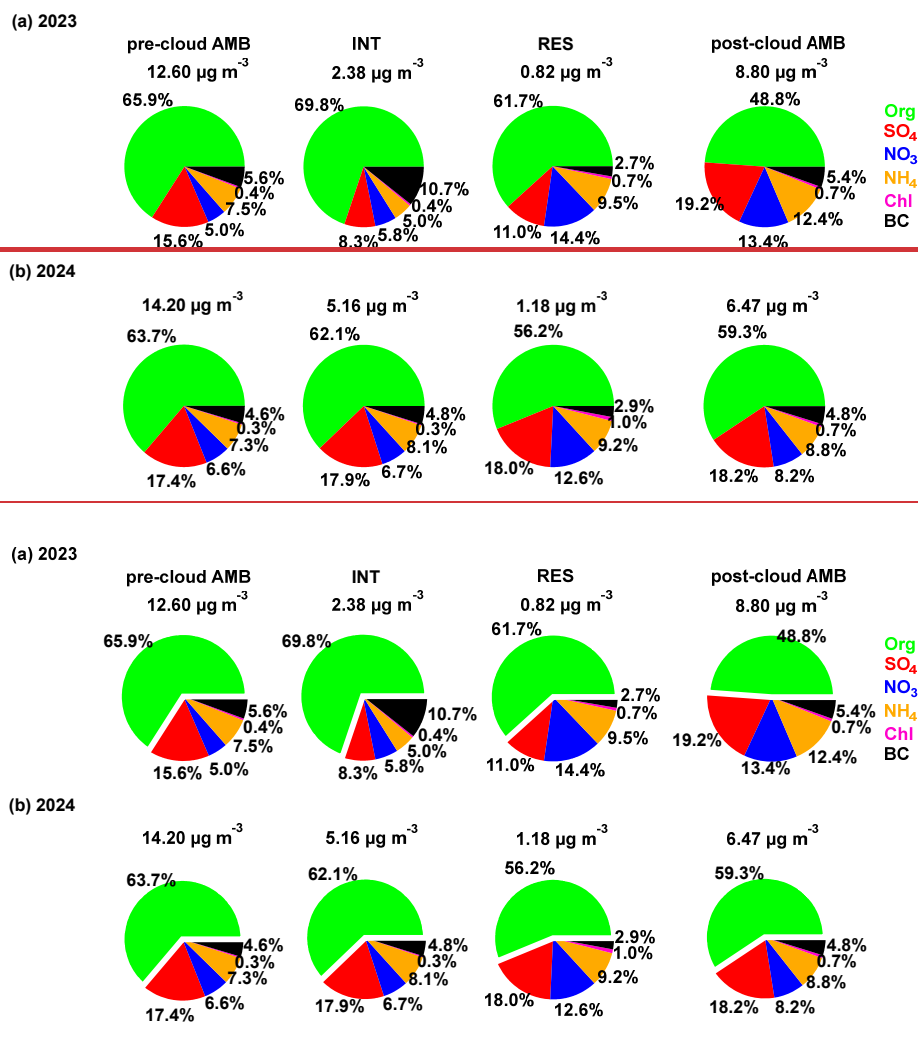


240 **Figure 2: Overview of the measurements during the field campaign in 2024. (a, b) Meteorological parameters, (c) LWC and N_c , (d) OA factors, (e) chemical compositions of $PM_{2.5}$ particles during the entire campaign. The red-shaded area represents the cloud events.**

Figure 3 presents the average mass concentrations and relative contributions of chemical components in different types of particles during the cloud processes observed in both campaigns. The chemical composition of RES, INT, and pre-cloud AMB particles was dominated by organics, which accounted for more than 55% of the total mass. Compared with the observations
 245 conducted at the Daming Mountain site in spring 2023 (Shen et al., 2025), the organic fraction at SH was slightly higher, likely due to the differences in regional emission sources. The organic mass fraction in ambient particles decreased by approximately 4.4-17% after the cloud processes, consistent with the results obtained during the previous campaign at the same site (Zhang et al., 2024b). Relative to the pre-cloud AMB particles, the mass fractions of nitrate and ammonium increased substantially in RES particles during both observation periods, whereas the less hygroscopic BC exhibited a noticeable enrichment in INT
 250 particles. A key difference between the two campaigns was observed in the behaviour of sulfate. During the orographic cloud events in autumn 2023, the sulfate contribution decreased in both INT and RES particles, while during the long-persistence cloud events in spring 2024, its fraction showed a slight increase in both types of particles. This suggests that prolonged cloud processing can enhance the secondary formation of sulfate (Guo et al., 2025). In addition, the inclusion of precipitating cloud

255

events during the 2024 campaign may have further influenced aerosol chemical composition. Precipitating clouds are typically associated with more developed cloud systems and enhanced in-cloud aqueous-phase processing, which can promote the formation of secondary inorganic species (e.g., sulfate and nitrate) (Ervens, 2015; McNeill, 2015). This is consistent with the higher contributions of hygroscopic inorganic components observed in both INT and RES particles in 2024 compared to 2023, suggesting that differences in cloud conditions, including the occurrence of precipitation, partly contributed to the observed compositional variability.



260

Figure 3: Average chemical composition of different types of particles (pre-cloud AMB, INT, RES and post-cloud AMB) in (a) 2023 and (b) 2024.

The organic components of different particle types exhibited pronounced variability (Fig. 4). As shown by the spectral comparison of LO-OOA and MO-OOA (Fig. S7), the ME-2-resolved OA factors exhibit strong interannual consistency, with

265

f_{44} values remaining closely aligned for both LO-OOA (0.34 vs. 0.27) and MO-OOA (0.34 vs. 0.36). Across all four particle types observed during the two campaigns, SOA predominated, accounting for more than 79.5% of the total organic mass.

Compared with the particles sampled in 2023, those collected in 2024 were generally more aged, characterized by a higher proportion of MO-OOA (44 – 59%).

This enhanced aging is not only related to differences in cloud processing but may also reflect variations in aerosol sources and background atmospheric conditions between the two campaigns. Notably, the fraction of MO-OOA in pre-cloud and post-cloud AMB particles was consistently higher in 2024 than in 2023, suggesting that the overall oxidation level of aerosols was already elevated prior to cloud processing.

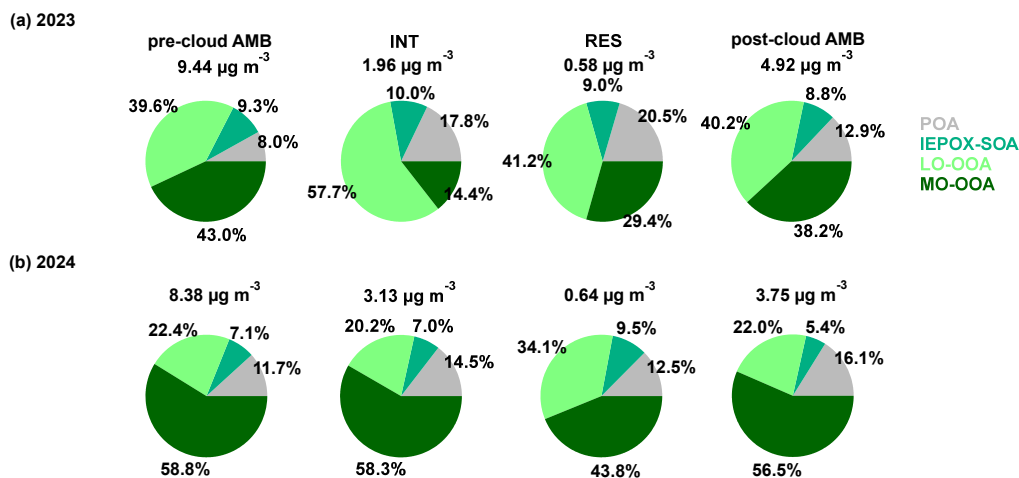
For the two particle types associated with cloud processes, INT and RES particles, the relative contributions of LO-OOA and MO-OOA exhibited distinct differences between the two observation periods.

During the typical nocturnal orographic cloud events in autumn 2023, the fraction of LO-OOA in INT particles was higher than that in RES particles, whereas the opposite pattern was observed for MO-OOA.

In contrast, during the long-persistence cloud processes in spring 2024, INT particles contained a higher fraction of MO-OOA, consistent with the results obtained at the same site in 2022, while RES particles exhibited a relatively larger contribution from LO-OOA.

These results indicate that the oxidation pathways of organics within particles differ markedly between nocturnal orographic clouds and continuous long-lasting cloud events. Short-lived orographic clouds tend to facilitate moderate oxidation of organics in INT particles and deeper liquid oxidation in RES particles, whereas prolonged cloud processing appears to reverse this pattern.

Detailed comparisons between the two observation periods are provided in Table S3. While these differences are consistent with variations in cloud regimes, it should be noted that they may also be influenced by seasonal and background aerosol variability between the two campaigns.



285 **Figure 4: Average organic aerosol composition of different types of particles (pre-cloud AMB, INT, RES and post-cloud AMB) in (a) 2023 and (b) 2024.**

3.2 Impact of different air mass sources on particle composition

To investigate the influence of air mass origins on the chemical composition of particles at the SH site, backward trajectories of air masses during the cloud events were calculated for both observation periods (Fig. S8). Taking the results from autumn 2023 as an example, the nine cloud events observed during the campaign can be broadly classified into three categories based on their air mass origins: cases 1--5 originated from the east and mainly passed over the ocean; cases 6 and 7 were affected by a typhoon system, with air masses arriving predominantly from the north; and cases 8 and 9 were transported from the west, primarily passing over the continental regions of China.

Figure 5 shows the variations in the chemical composition of different particle types under the influence of air masses from these different source regions in autumn of 2023. Air masses from the east, which were relatively less influenced by anthropogenic emissions, were associated with the lowest total mass concentrations of pre-cloud AMB, post-AMB and RES particles, as well as the lowest organic mass concentrations. These air masses also exhibited the highest organic mass fractions (71.6%) with the organics characterized by the lowest degree of oxidation, as indicated by a smaller proportion of MO-OOA. In contrast, air masses transported from the west were strongly influenced by intensive anthropogenic emissions, resulting in the highest total mass concentrations of AMB particles among the three air mass categories. Specifically, the mass concentration of pre-cloud AMB particles associated with western air masses was approximately 2.6 times higher than that observed in eastern air masses and 1.3 times higher than that in northern air masses. These western air masses also contributed to the highest total mass concentrations of chemical components in RES particles with a marked increase in the fraction of aged organics, where MO-OOA exceeded 65% in both RES and INT particles. The results in 2024 also reached a similar conclusion (Fig. 6). Although the air mass trajectories during the two campaigns were broadly similar in direction, the longer transport pathways observed in 2024 suggest a potential influence of more distant source regions.

The variations in chemical composition associated with different air mass origins can be largely attributed to the combined effects of emission characteristics and atmospheric processing during transport. For air masses originating from the east, long-range transport over the marine boundary layer likely resulted in efficient wet scavenging and dilution, leading to lower overall particle mass and a dominance of less oxidized organic matter (Gantt and Meskhidze, 2013; O'dowd et al., 2004). The relatively low oxidation state of organics in these air masses suggests limited photochemical aging during transport, consistent with the shorter transport pathways and cleaner upwind environments. In contrast, air masses arriving from the west were subject to substantial influences from continental pollution sources, particularly from industrial and urban regions in eastern China. During their long-range transport, these air masses underwent extensive multiphase and photochemical processing, promoting the secondary formation and aging of organic aerosols. As a result, the fraction of MO-OOA increased markedly in RES particles. The enhanced sulfate contribution observed in these cases further indicates that aqueous-phase oxidation processes in RES particles may have been more active under the higher pollution loadings associated with continental air masses. Overall, these findings highlight that regional air mass sources play a crucial role in determining the abundance and chemical evolution of cloud-related particles at the SH site.

320

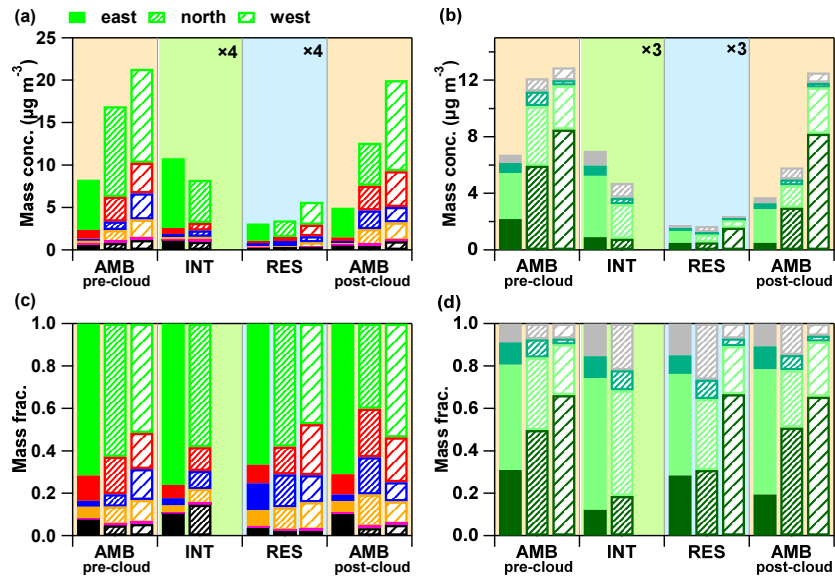


Figure 5. (a, b) Mass concentrations and (c, d) mass fractions of four types of particles (pre-cloud AMB, INT, RES and post-cloud AMB) influenced by air masses from different sources (east, north, west) during the 2023 observation period.

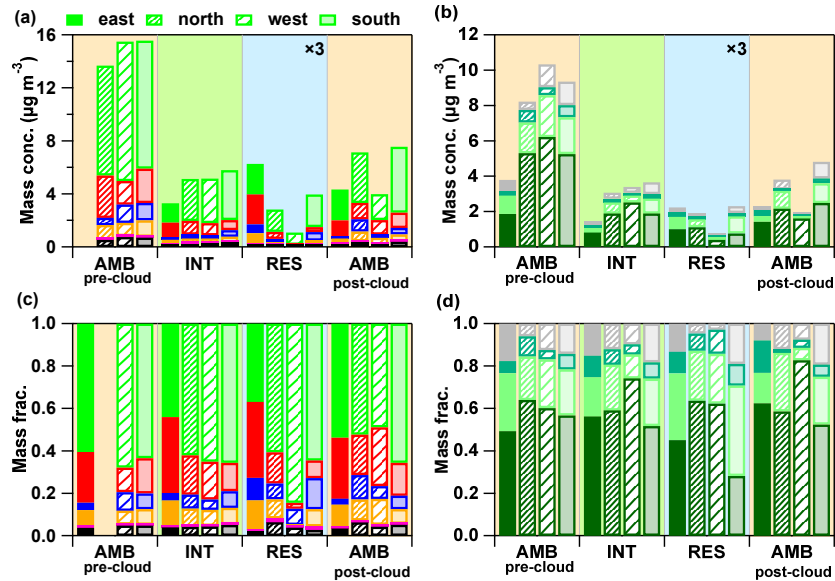
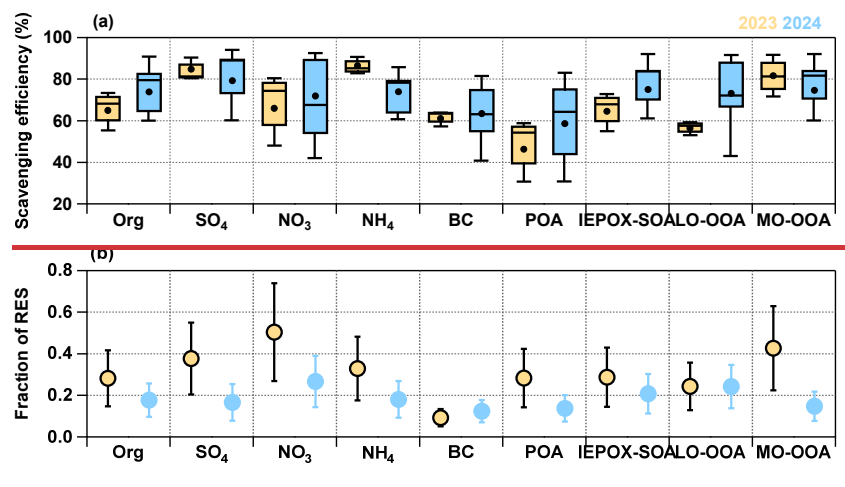


Figure 6. (a, b) Mass concentrations and (c, d) mass fractions of four types of particles (pre-cloud AMB, INT, RES and post-cloud AMB) influenced by air masses from different sources (east, north, west, south) during the 2024 observation period.

3.3 The variability of chemical components during cloud processes

3.3.1 Wet scavenging and contributions of chemical components in RES particles

Wet scavenging plays a crucial role in influencing AMB particles, during cloud events, acting as the primary mechanism for aerosol removal from the atmosphere. The scavenging efficiency varies depending on chemical compositions of the aerosols. Figure 7a illustrates the scavenging efficiencies of various chemical species during cloud formation in the two field campaigns. Cloud formation is defined as the initial hours when visibility dropped below 100 meters, with specific event details summarized in Table S1. In both campaigns, inorganic components exhibited consistently high scavenging efficiencies, with average values exceeding 65% in autumn 2023 and 70% in spring 2024. These results are comparable to those reported by Gilardoni et al. (2014) in the Po Valley, yet higher than those observed by Zhang et al. (2020) during fog events in a U.S. forested park. The scavenging efficiency of organics (65% in 2023 and 74% in 2024) was generally similar to that of nitrate (66% in 2023 and 72% in 2024). Among organic components, SOA were more efficiently scavenged than POA during both observation periods, likely due to the lower hygroscopicity of POA. This behaviour was also observed for BC, which showed limited removal efficiency (~60%). Among the four organic components identified, MO-OOA showed the highest wet scavenging efficiency (75-82%), followed by IEPOX-SOA (64-75%), consistent with their respective hygroscopic properties. The average values of scavenging efficiencies for different chemical components in the two campaigns are summarized in Table S4.



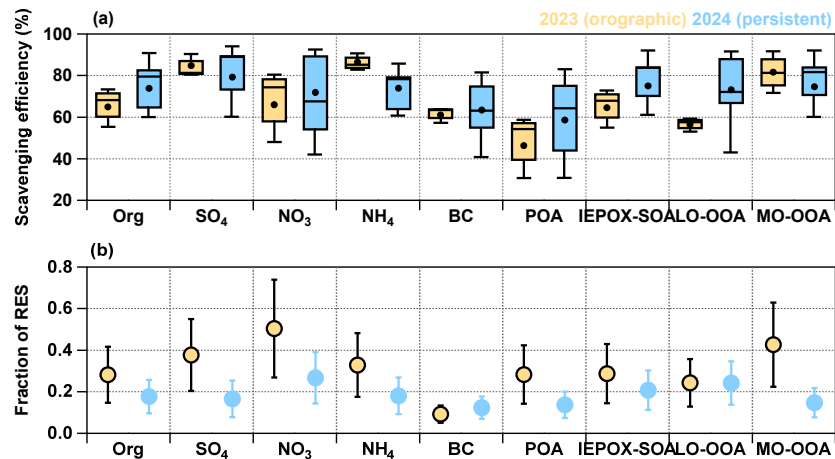


Figure 7: (a) Scavenging efficiency of chemical components in 2023 and 2024. (b) Average fraction of chemical components in RES particles ($RES/(RES+INT)$) during cloud events in 2023 and 2024.

Figure 7b presents the fractional distribution of different chemical species within RES particles during cloud events. Overall, nitrate, sulfate, and ammonium accounted for a larger proportion in RES particles, suggesting that these three inorganic species were more actively produced within clouds than other components (Guo et al., 2025). This phenomenon can also be attributed to their high hygroscopicity, which facilitates their activation and incorporation into cloud droplets. Regarding the organic components, MO-OOA exhibited a higher fraction in RES particles during the topographic cloud processes in autumn 2023 than other organic species, implying that the vigorous liquid-phase oxidation occurring within RES particles enhanced the aging of organic matter. This elevated fraction can also be explained by its high hygroscopicity, which facilitates its activation into cloud droplets and thus promotes its preferential incorporation into RES particles (Chen et al., 2017; Deng et al., 2018). These two processes, strong in-cloud oxidative processing and enhanced activation due to high hygroscopicity, jointly contributed to the elevated proportion of MO-OOA observed in RES particles during the 2023 topographic cloud events.

However, during the more persistent cloud events in spring 2024, LO-OOA exhibited the highest fractional contribution in RES particles compared with the other three factors. The observed seasonal differences in the fractional composition of organics within RES particles were closely related to the microphysical properties of clouds (Fig. 8). In contrast, during the spring 2024 cloud events, the average LWC of cloud droplets was 49.2% lower and the D_e was 38.4% smaller than those observed in autumn 2023. Such microphysical conditions suggest that smaller cloud droplets may favor the formation of moderately oxidized organic species, while simultaneously suppressing the progression toward more highly oxidized organics due to the limited extent of liquid-phase oxidation within smaller droplets. This interpretation is further discussed in Sect. 3.4. A similar pattern can be seen when comparing different cloud events. For instance, between cases 4 and 7 in 2024, case 4 exhibited both lower fractional contributions of chemical species within the RES particles and reduced LWC and D_e during the cloud period (Fig. S10 and S11).

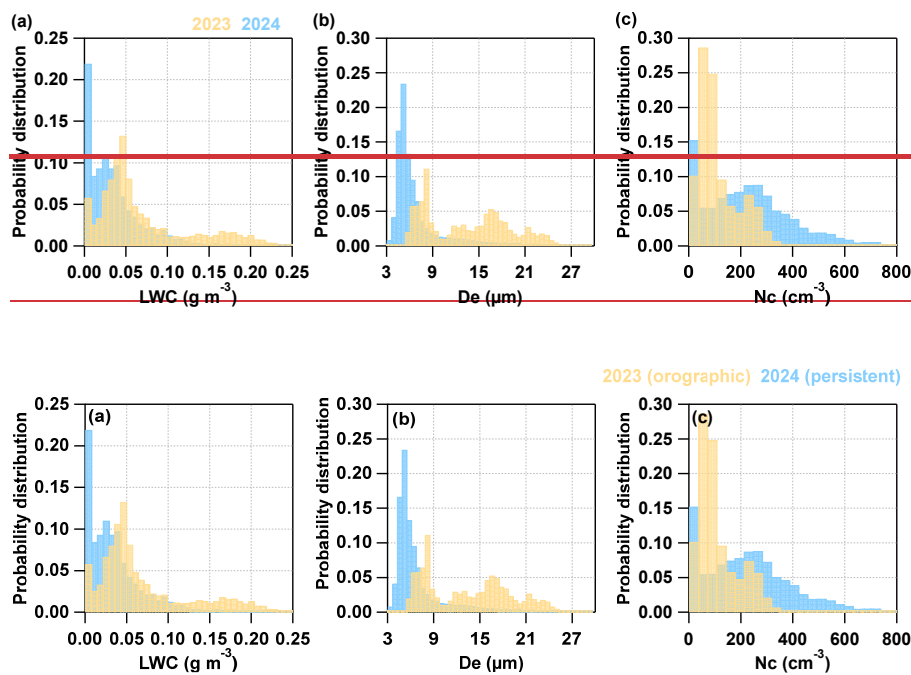


Figure 8: Average probability distribution of (a) LWC, (b) D_e and (c) N_c during the cloud periods in 2023 and 2024.

3.3.2 Chemical composition changes during cloud formation and dissipation

370 To further investigate the compositional changes of different chemical species in particles during cloud formation and
dissipation, we compared the variations in the fractional contributions of chemical components between INT and AMB
particles, as well as between RES and AMB particles for both observation campaigns (Fig. 9). During the cloud formation
stage, we compared in-cloud INT-/RES particles with the pre-cloud AMB aerosols, while during the cloud dissipation
stage, we compared the post-cloud AMB particles with the in-cloud INT-/RES particles. Cloud formation is defined as in Sect. 3.3.1,
375 and the cloud dissipation stage is considered as the final hours of the cloud event when visibility remained consistently below
100 m. As shown in the Fig. 9, the variation patterns of particle chemical composition during the cloud formation stage were
generally consistent between autumn 2023 and spring 2024. Organics, particularly POA, together with the less hygroscopic
BC, exhibited higher fractions in INT particles, whereas nitrate and ammonium were enriched in RES particles. Such
compositional shifts associated with cloud formation have also been reported by Mattsson et al. (2025) and Zhang et al. (2022).
380 However, the evolution of organic components differed between the two observation periods. During the autumn 2023
campaign, LO-OOA was preferentially enriched in INT particles during the cloud formation stage, while MO-OOA
accumulated in RES particles. These changes reversed during the cloud dissipation stage, leading to only minor differences in
the fractional contributions of secondary organics in the post-cloud AMB particles (Figs. 9a and b). In contrast, during the
spring 2024 campaign, the fraction of LO-OOA in RES particles increased by 20.1% relative to that in pre-cloud AMB particles
385 during the cloud formation stage, and the LO-OOA fraction in ambient particles further increased by 5.22% during cloud

dissipation (Figs. 8c and d). This indicates that during long-lasting cloud events, LO-OOA formed within cloud droplets can be released back into the atmosphere upon cloud evaporation (Zhang et al., 2024b), thereby altering the organic composition of ambient aerosols. These findings highlight the critical role of cloud microphysical processes in regulating the redistribution and transformation of SOA within and after cloud events. To further examine whether the enhancement of LO-OOA during cloud dissipation is progressive or abrupt, two representative cloud events were selected for detailed analysis (Fig. S15). The results show that LO-OOA continues to increase after the cloud has dissipated, rather than exhibiting an instantaneous enhancement at the point of cloud breakup. Notably, this increasing trend persists for a certain period following cloud dissipation and is interrupted when RH decreases significantly (Fig. S15b). This behavior suggests that the enhancement of LO-OOA is a progressive process, driven not only by in-cloud processing but also by continued aqueous-phase or multiphase oxidation under elevated RH conditions in the post-cloud environment. These findings indicate that cloud processing effects on OA can extend beyond the cloud lifetime, with high RH conditions after cloud dissipation still facilitating chemical aging and the formation of moderately oxidized SOA.

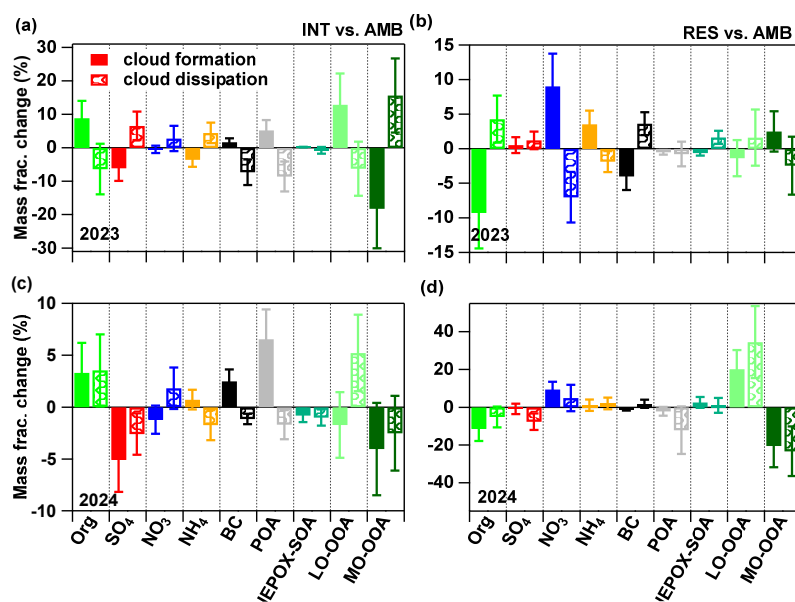


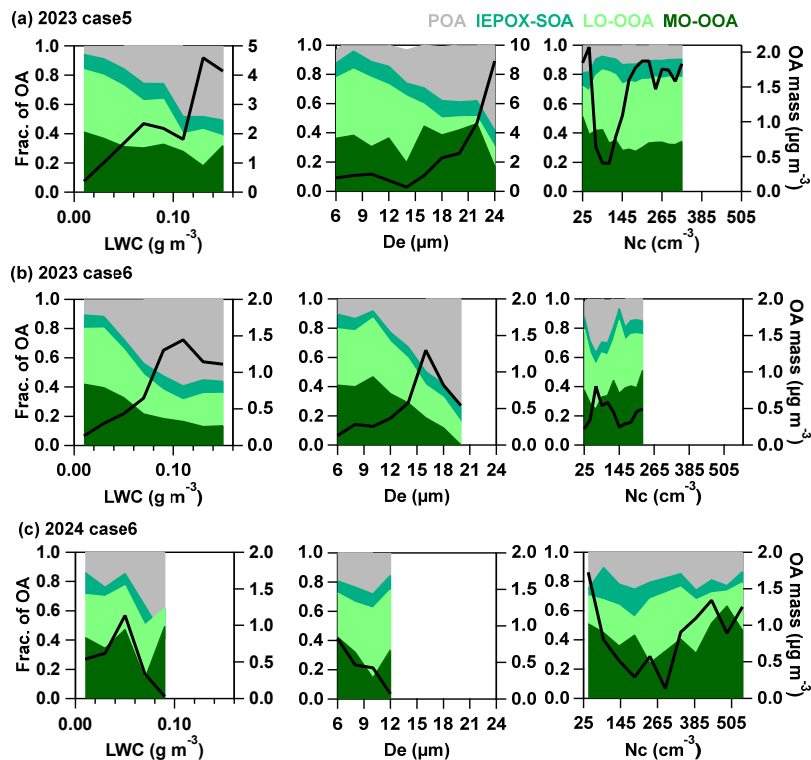
Figure 9: Mass fraction changes of chemical species between INT and AMB particles during cloud formation and dissipation in (a) 2023 and (c) 2024, and changes between RES and AMB particles in (b) 2023 and (d) 2024.

To investigate whether chemical evolution exhibits hysteresis during the cloud lifecycle, we selected three representative cloud events (Figs. S12–S14) and examined the time-resolved co-evolution of visibility and particle composition. The results reveal an asymmetric response of aerosol chemical composition between the cloud formation and dissipation stages. During cloud formation, the decrease in the mass concentrations of chemical components lags slightly behind the reduction in visibility. Even after visibility stabilizes at low values, both INT and RES particle concentrations require additional time to reach steady-state levels, indicating a delayed adjustment of aerosol composition to cloud activation processes. In contrast, during cloud dissipation, the increase in fine particle mass concentrations occurs almost synchronously with the recovery of visibility. As

410 the cloud dissipates, AMB particle concentrations rise concurrently, suggesting a rapid release of cloud-processed material back into the atmosphere. This asymmetric behavior between the formation and dissipation stages indicates the presence of hysteresis in aerosol-cloud interactions, reflecting differences in the timescales of cloud activation and droplet evaporation. Such hysteresis effects highlight the dynamic nature of aerosol chemical evolution during cloud cycles and suggest that stage-averaged analyses may overlook important transient processes.

3.4 Evolution of in-cloud organic components under different cloud microphysical properties

415 To further investigate the variation characteristics of organics within cloud droplets, two representative cloud events in 2023 and one in 2024 was selected. The variations in the fractional contributions of organic components and the total mass concentration of organics with respect to cloud microphysical parameters were analyzed (Fig. 10). During the selected events in 2023, the mass fraction of LO-OOA in RES particles increased as the LWC and D_e decreased, whereas the fraction of POA showed an opposite trend, increasing with higher LWC and D_e . In contrast, IEPOX-SOA exhibited little variation under different microphysical conditions. These results suggest that the formation of in-cloud SOA tends to occur preferentially in 420 smaller droplets, which partly aligns consistent with the results in Sect. 3.3.1, where smaller droplets were found to promote the formation of LO-OOA. This could be attributed to the larger unit surface area of smaller droplets, which enhances the uptake coefficient of gaseous precursors (Guo et al., 2019; Ervens et al., 2011), or to their longer atmospheric residence time, allowing for more extensive aqueous-phase oxidation of organics (Chandrakar et al., 2016; Yeom et al., 2025). However, Sect. 3.4 does not provide clear evidence for suppressed MO-OOA formation in smaller droplets; in some cases (e.g., Case 6 in 2023), the MO-OOA fraction even increases with decreasing droplet size, indicating a more complex response of SOA composition. In 425 contrast, POA appeared to be more efficiently incorporated into larger droplets through in-cloud scavenging. A similar perspective was reported in studies on the in-cloud removal of BC, which suggested that 30–90% of BC is incorporated into cloud droplets through collision-coalescence processes, particularly within larger droplets where such interactions are more pronounced (Ding et al., 2025). Based on this, it is reasonable to— infer that POA, sharing similar emission sources and 430 hygroscopic properties with BC, could also be incorporated into cloud droplets through comparable processes, making it more associated with larger droplets. In 2024, both the LWC and D_e were relatively smaller and exhibited more gradual variations. Nevertheless, a trend similar to that observed in the 2024 cloud event was still evident, indicating comparable compositional responses of organic components under differing microphysical conditions.



435 **Figure 10: Mass fraction and total mass concentration of organic components as a function of cloud microphysical parameters (LWC, D_e , and N_c) during (a) case 5 in 2023, (b) case 6 in 2023 and (c) case 6 in 2024.**

Beyond these compositional patterns, the observed dependencies of organic components on LWC and D_e provide valuable insights into the coupled microphysical and chemical processes governing in-cloud SOA formation. The distinct behaviour of organic components with varying LWC and D_e may also reflect differences in aqueous-phase oxidation environments within droplets of different sizes. Smaller droplets often exhibit higher oxidant concentrations and lower pH, which could promote more efficient liquid-phase oxidation and formation of oxidized secondary organics (Chakraborty et al., 2016; Ervens et al., 2011; Pye et al., 2020).

445 To further examine the temporal evolution of RES and INT particle composition during cloud events, three representative cases (case 2, 3, and 7) were selected, in which anthropogenic influences were relatively limited and chemical composition data were simultaneously available for both particle types. The changes in SOA components over time are presented in Fig. 11a–c. As the cloud events progressed, the mass fraction of MO-OOA in both RES and INT particles showed a continuous increase, while that of LO-OOA gradually decreased. Notably, MO-OOA contributed more substantially in RES particles, suggesting that aqueous-phase secondary oxidation reactions proceeded more efficiently in cloud-activated aerosols than in those that remained unactivated. On average, the mass fraction of MO-OOA in RES particles was 44.8–62.2% higher than in INT particles. The contribution of aerosol liquid water (ALW) to the formation of aqueous-phase SOA within particulate matter has been previously documented. For instance, Rogers et al. (2025) reported that ALW played a crucial role in

450

455 promoting the formation of oxygenated OA in PM_{2.5} during the summer over the United States. Similarly, field campaign conducted in the Whistler forest in the United States revealed that freshly formed biogenic SOA exhibited a lower oxygen content compared to cloud organics measured during periods dominated by non-biogenic sources (Lee et al., 2012). These findings underscore the critical role of particle-phase water in promoting the further aging of SOA and facilitating the formation of MO-OOA.

460 Furthermore, in order to evaluate the oxidation state of organics in different particle types during cloud events, the oxygen-to-carbon (O/C) ratio was estimated based on f_{44} (i.e., the fraction of m/z 44 in the organic aerosol signal) measured by the ACSM. This estimation employed a site-specific linear regression relationship derived from aerosol mass spectrometer (AMS) measurements at the SH site, expressed as $O/C = 3.68 \times f_{44} - 0.37$. Detailed information regarding the derivation and application of this method can be found in Li et al. (2023). Figures 11d-f show the variations in O/C ratio as a function of OA/ Δ CO for RES and INT particles during nighttime orographic cloud events. Here, Δ CO represents the CO concentration after subtracting the regional background level (0.12 ppm), in order to minimize the influence of air mass transport and atmospheric dilution on OA concentrations (De Gouw and Jimenez, 2009; Decarlo et al., 2010). Notably, distinct trends are observed between the two particle types as OA/ Δ CO increases. In cloud-activated (RES) particles, the O/C ratio decreases with increasing OA/ Δ CO, suggesting that in-cloud aqueous-phase or heterogeneous reactions do not significantly enhance the mass of highly oxidized organic aerosol. Instead, the observed behavior is likely associated with SOA formed from biogenic precursors that undergo intensive nocturnal oxidation, predominantly driven by NO₃ radical chemistry. This process can increase the oxidation state of organic molecules while simultaneously reducing their mass concentration, indicating a fragmentation-dominated oxidation pathway (Lee et al., 2012). In contrast, INT particles exhibit an increasing trend of O/C with OA/ Δ CO during the same cloud events. This behavior highlights the important role of aging processes under high RH conditions, which promote the formation and oxidation of SOA in non-activated particles (Zhang et al., 2024b; Hu et al., 2017). These results suggest that, even without cloud activation, INT particles can continue to evolve through hygroscopic growth and multiphase reactions within the cloud environment.

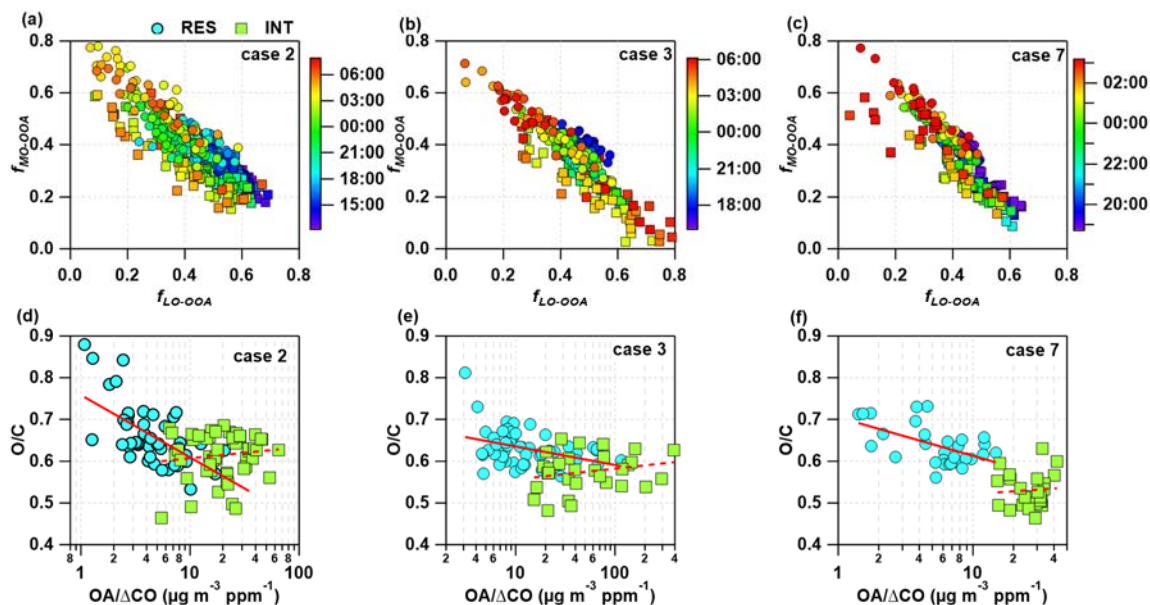


Figure 11: (a-c) Time variations of the fraction of SOA (LO-OOA and MO-OOA) in RES and INT particles during case 2, 3 and 7, respectively in 2023. The green square and blue circles represent Int and Res particles respectively. (d-e) O/C ratio as a function of OA/ΔCO ratio in RES and INT particles during case 2, 3 and 7, respectively in 2023.

4 Conclusions

480 This study provides an integrated, real-time characterization of chemical and microphysical evolution during cloud events at the high-altitude SH station using two complementary cloud-droplet sampling systems coupled with aerosol chemical speciation and cloud microphysical measurements. The two field campaigns featuring nocturnal orographic clouds in autumn 2023 and long-persistence stratiform clouds in spring 2024, revealed pronounced seasonal and cloud-type-dependent differences in in-cloud processing. Across both seasons, organics dominated particle mass, whereas inorganic species (nitrate, sulfate, and ammonium) exhibited consistently high scavenging efficiencies and strong enrichment in RES particles, reflecting their high hygroscopicity and efficient activation into cloud droplets. Organic components showed distinct partitioning behaviours under different cloud regimes: organics within INT particles during orographic clouds were generally less oxidized, while those in RES particles underwent more extensive aqueous-phase aging; in contrast, persistent cloud events favoured enhanced incorporation of LO-OOA into droplets and the release of in-cloud-formed moderately oxidized organics back to the atmosphere upon droplet evaporation. The evolution of aerosol composition also exhibits a clear hysteresis between cloud formation and dissipation, characterized by a delayed chemical response during activation and a rapid recovery during evaporation. However, it should be emphasized that the observed contrasts between the two campaigns likely reflect a combination of cloud-regime effects and seasonal/background variability, and thus should not be attributed solely to intrinsic differences between cloud types.

495 Air-mass analyses further demonstrated substantial source-dependent variability, with polluted westerly inflow yielding the
highest particle loadings and the most aged organic signatures. The clear correspondence between cloud microphysics and OA
evolution, particularly the preferential formation of SOA in smaller droplets with larger surface-to-volume ratios and longer
lifetimes, and the efficient scavenging of POA into larger droplets through collision-coalescence highlights the critical role of
droplet-scale processes in shaping cloud chemistry. Time-resolved analyses demonstrate that oxidation processes differ
500 substantially between activated (RES) and non-activated (INT) particles, with more efficient aqueous-phase processing in
cloud droplets and continued aging in INT particles under high relative humidity. Overall, our results provide quantitative
constraints on how cloud formation, aqueous phase processing, and cloud dissipation modulate aerosol composition across
seasons and cloud types. These findings offer mechanistic insights essential for improving representations of in-cloud chemical
processing and aerosol-cloud- climate interactions in atmospheric models.
505 These findings advance the current understanding of aerosol-cloud interactions by demonstrating that in-cloud organic
processing is not only controlled by bulk liquid water content, but also strongly modulated by droplet-scale microphysical
properties and cloud dynamics. This has important implications for atmospheric models, which often simplify cloud chemistry
without explicitly resolving droplet-size-dependent or process-resolved cloud events. Incorporating these mechanisms into
models may improve the representation of aqueous-phase SOA formation, aerosol aging, and their feedbacks on cloud
510 properties and climate. Furthermore, the observed differences between cloud regime suggest that parameterizations of aerosol-
cloud interactions should account for cloud regime variability rather than relying on uniform assumptions. Overall, our results
provide a framework for linking field observations with model development and for interpreting aerosol evolution in other
cloud-influenced environments.

515

Data availability. The data are available upon request from the corresponding author Yele Sun (sunyele@mail.iap.ac.cn).

Author contributions. WX and YS designed the research. YZ, YZ, XP, BS, ZZ, LY, YW and SL conducted the measurements.
YZ, YL, SZ and YS analysed the data. WX, GZ, DL, YK, WZ, LL, XP, ZW, XB, ME, DRW and YS reviewed and commented
520 on the paper. YZ, WX and YS wrote the paper.

Competing interests. The contact author has declared that none of the authors has any competing interests.

Financial support. This work was supported by the National Natural Science Foundation of China (42330605, 42377101, 42305113), and the Strategic Priority Research Program of the Chinese Academy of Sciences (XDB0760200).

References

- 525 Adachi, K., Tobo, Y., Koike, M., Freitas, G., Zieger, P., and Krejci, R.: Composition and mixing state of Arctic aerosol and cloud residual particles from long-term single-particle observations at Zeppelin Observatory, Svalbard, *Atmospheric Chemistry and Physics*, 22, 14421-14439, 10.5194/acp-22-14421-2022, 2022.
- Bi, X., Lin, Q., Peng, L., Zhang, G., Wang, X., Brechtel, F. J., Chen, D., Li, M., Peng, P. a., Sheng, G., and Zhou, Z.: In situ detection of the chemistry of individual fog droplet residues in the Pearl River Delta region, China, *Journal of Geophysical Research: Atmospheres*, 121, 9105-9116, 10.1002/2016JD024886, 2016.
- 530 Chakraborty, A., Ervens, B., Gupta, T., and Tripathi, S. N.: Characterization of organic residues of size-resolved fog droplets and their atmospheric implications, *Journal of Geophysical Research: Atmospheres*, 121, 4317-4332, 10.1002/2015JD024508, 2016.
- Chandrakar, K. K., Cantrell, W., Chang, K., Ciochetto, D., Niedermeier, D., Ovchinnikov, M., Shaw, R. A., and Yang, F.:
- 535 Aerosol indirect effect from turbulence-induced broadening of cloud-droplet size distributions, *Proceedings of the National Academy of Sciences*, 113, 14243-14248, 10.1073/pnas.1612686113, 2016.
- Chen, J., Budisulistiorini, S. H., Itoh, M., Lee, W. C., Miyakawa, T., Komazaki, Y., Yang, L. D. Q., and Kuwata, M.: Water uptake by fresh Indonesian peat burning particles is limited by water-soluble organic matter, *Atmospheric Chemistry and Physics*, 17, 11591-11604, 10.5194/acp-17-11591-2017, 2017.
- 540 De Gouw, J. and Jimenez, J. L.: Organic Aerosols in the Earth's Atmosphere, *Environmental Science & Technology*, 43, 7614-7618, 10.1021/es9006004, 2009.
- DeCarlo, P. F., Ulbrich, I. M., Crouse, J., de Foy, B., Dunlea, E. J., Aiken, A. C., Knapp, D., Weinheimer, A. J., Campos, T., Wennberg, P. O., and Jimenez, J. L.: Investigation of the sources and processing of organic aerosol over the Central Mexican Plateau from aircraft measurements during MILAGRO, *Atmospheric Chemistry and Physics*, 10, 5257-5280, 10.5194/acp-10-
- 545 5257-2010, 2010.
- Demoz, B. B., Collett, J. L., and Daube, B. C.: On the Caltech Active Strand Cloudwater Collectors, *Atmospheric Research*, 41, 47-62, 10.1016/0169-8095(95)00044-5, 1996.
- Deng, Y., Kagami, S., Ogawa, S., Kawana, K., Nakayama, T., Kubodera, R., Adachi, K., Hussein, T., Miyazaki, Y., and Mochida, M.: Hygroscopicity of Organic Aerosols and Their Contributions to CCN Concentrations Over a Midlatitude Forest
- 550 in Japan, *Journal of Geophysical Research: Atmospheres*, 123, 9703-9723, 10.1029/2017JD027292, 2018.
- Ding, S., Liu, D., Zhao, S., Wu, Y., Li, S., Pan, B., Teng, X., Li, W., Xu, W., Zhang, Y., Sun, Y., Wu, Y., Pan, X., Peng, X., Zhang, G., Bi, X., Tian, P., Liu, L., and Wang, Z.: Field Observation of Important Nonactivation Scavenging of Black Carbon by Clouds, *Environmental Science & Technology*, 59, 9689-9698, 10.1021/acs.est.5c00199, 2025.
- Elperin, T., Fominykh, A., and Krasovtsov, B.: Scavenging of soluble gases by evaporating and growing cloud droplets in the
- 555 presence of aqueous-phase dissociation reaction, *Atmos. Environ.*, 42, 3076-3086, 10.1016/j.atmosenv.2007.12.036, 2008.

- Ervens, B.: Modeling the Processing of Aerosol and Trace Gases in Clouds and Fogs, *Chemical Reviews*, 115, 4157-4198, 10.1021/cr5005887, 2015.
- Ervens, B., Turpin, B. J., and Weber, R. J.: Secondary organic aerosol formation in cloud droplets and aqueous particles (aqSOA): a review of laboratory, field and model studies, *Atmospheric Chemistry and Physics*, 11, 11069-11102, 10.5194/acp-11-11069-2011, 2011.
- 560 Forster, P., Storelmo, T., Armour, K., Collins, W., Dufresne, J.-L., Frame, D., Lunt, D. J., Mauritsen, T. T., Palmer, M. D., Watanabe, M., Wild, M., and Zhang, H.: The Earth's Energy Budget, Climate Feedbacks, and Climate Sensitivity, *Climate Change 2021: The Physical Science Basis. Contribution of Working Group I to the Sixth Assessment Report of the Intergovernmental Panel on Climate Change* 923–1054, 10.1017/9781009157896.009, 2021.
- 565 Gantt, B. and Meskhidze, N.: The physical and chemical characteristics of marine primary organic aerosol: a review, *Atmospheric Chemistry and Physics*, 13, 3979-3996, 10.5194/acp-13-3979-2013, 2013.
- Gao, M., Zhou, S., He, Y., Zhang, G., Ma, N., Li, Y., Li, F., Yang, Y., Peng, L., Zhao, J., Bi, X., Hu, W., Sun, Y., Wang, B., and Wang, X.: In Situ Observation of Multiphase Oxidation-Driven Secondary Organic Aerosol Formation during Cloud Processing at a Mountain Site in Southern China, *Environmental Science & Technology Letters*, 10, 573-581, 10.1021/acs.estlett.3c00331, 2023.
- 570 Gilardoni, S., Massoli, P., Giulianelli, L., Rinaldi, M., Paglione, M., Pollini, F., Lanconelli, C., Poluzzi, V., Carbone, S., Hillamo, R., Russell, L. M., Facchini, M. C., and Fuzzi, S.: Fog scavenging of organic and inorganic aerosol in the Po Valley, *Atmospheric Chemistry and Physics*, 14, 6967-6981, 10.5194/acp-14-6967-2014, 2014.
- Graham, E. L., Zieger, P., Mohr, C., Wideqvist, U., Hennig, T., Ekman, A. M. L., Krejci, R., Ström, J., and Riipinen, I.: Physical and chemical properties of aerosol particles and cloud residuals on Mt. Åreskutan in Central Sweden during summer 2014, *Tellus B*, 72, 1-16, 10.1080/16000889.2020.1776080, 2020.
- 575 Guo, J., Wang, Z., Tao, W., and Zhang, X.: Theoretical evaluation of different factors affecting the HO₂ uptake coefficient driven by aqueous-phase first-order loss reaction, *Science of The Total Environment*, 683, 146-153, 10.1016/j.scitotenv.2019.05.237, 2019.
- 580 Guo, Z., Zhang, G., Peng, X., Sun, W., Liu, F., Li, M., Pan, X., Du, X., Wang, J., Wang, Z., Wang, X., and Bi, X.: In situ measurement evidence of selective aqueous-phase formation of ammonium, nitrate, and sulfate in clouds, *Atmospheric Research*, 330, 108514, 10.1016/j.atmosres.2025.108514, 2025.
- Haywood, J. and Boucher, O.: Estimates of the direct and indirect radiative forcing due to tropospheric aerosols: A review, *Rev. Geophys.*, 38, 513-543, 10.1029/1999RG000078, 2000.
- 585 Hill, K. A., Shepson, P. B., Galbavy, E. S., Anastasio, C., Kourtev, P. S., Konopka, A., and Stirm, B. H.: Processing of atmospheric nitrogen by clouds above a forest environment, *Journal of Geophysical Research: Atmospheres*, 112, D11301, 10.1029/2006JD008002, 2007.
- Hoppel, W. A., Frick, G. M., and Larson, R. E.: Effect of nonprecipitating clouds on the aerosol size distribution in the marine boundary layer, *Geophys. Res. Lett.*, 13, 125-128, 10.1029/GL013i002p00125, 1986.

- 590 Hu, W., Hu, M., Hu, W. W., Zheng, J., Chen, C., Wu, Y., and Guo, S.: Seasonal variations in high time-resolved chemical compositions, sources, and evolution of atmospheric submicron aerosols in the megacity Beijing, *Atmospheric Chemistry and Physics*, 17, 9979-10000, 10.5194/acp-17-9979-2017, 2017.
- Hu, W., Day, D. A., Campuzano-Jost, P., Nault, B. A., Park, T., Lee, T., Croteau, P., Canagaratna, M. R., Jayne, J. T., Worsnop, D. R., and Jimenez, J. L.: Evaluation of the New Capture Vaporizer for Aerosol Mass Spectrometers (AMS): Elemental
595 Composition and Source Apportionment of Organic Aerosols (OA), *ACS Earth and Space Chemistry*, 2, 410-421, 10.1021/acsearthspacechem.8b00002, 2018.
- Hu, W. W., Campuzano-Jost, P., Palm, B. B., Day, D. A., Ortega, A. M., Hayes, P. L., Krechmer, J. E., Chen, Q., Kuwata, M., Liu, Y. J., de Sá, S. S., McKinney, K., Martin, S. T., Hu, M., Budisulistiorini, S. H., Riva, M., Surratt, J. D., St. Clair, J. M., Isaacman-Van Wertz, G., Yee, L. D., Goldstein, A. H., Carbone, S., Brito, J., Artaxo, P., de Gouw, J. A., Koss, A., Wisthaler,
600 A., Mikoviny, T., Karl, T., Kaser, L., Jud, W., Hansel, A., Docherty, K. S., Alexander, M. L., Robinson, N. H., Coe, H., Allan, J. D., Canagaratna, M. R., Paulot, F., and Jimenez, J. L.: Characterization of a real-time tracer for isoprene epoxydiols-derived secondary organic aerosol (IEPOX-SOA) from aerosol mass spectrometer measurements, *Atmospheric Chemistry and Physics*, 15, 11807-11833, 10.5194/acp-15-11807-2015, 2015.
- Hutchings, J. W., Robinson, M. S., McIlwraith, H., Triplett Kingston, J., and Herckes, P.: The Chemistry of Intercepted Clouds
605 in Northern Arizona during the North American Monsoon Season, *Water Air Soil Pollution*, 199, 191-202, 10.1007/s11270-008-9871-0, 2009.
- Igawa, M. and Wang, Y.: Characteristics of Fog and Drizzle in Yokohama and in Mt. Oyama, Japan, *Water Air Soil Pollution*, 233, 533, 10.1007/s11270-022-06012-x, 2022.
- Joo, T., Chen, Y., Xu, W., Croteau, P., Canagaratna, M. R., Gao, D., Guo, H., Saavedra, G., Kim, S. S., Sun, Y., Weber, R.,
610 Jayne, J., and Ng, N. L.: Evaluation of a New Aerosol Chemical Speciation Monitor (ACSM) System at an Urban Site in Atlanta, GA: The Use of Capture Vaporizer and PM_{2.5} Inlet, *ACS Earth and Space Chemistry*, 5, 2565-2576, 10.1021/acsearthspacechem.1c00173, 2021.
- Kuang, Y., Xu, W., Tao, J., Luo, B., Liu, L., Xu, H., Xu, W., Xue, B., Zhai, M., Liu, P., and Sun, Y.: Divergent Impacts of Biomass Burning and Fossil Fuel Combustion Aerosols on Fog-Cloud Microphysics and Chemistry: Novel Insights From
615 Advanced Aerosol-Fog Sampling, *Geophys. Res. Lett.*, 51, e2023GL107147, 10.1029/2023GL107147, 2024.
- Lawrence, C. E., Casson, P., Brandt, R., Schwab, J. J., Dukett, J. E., Snyder, P., Yerger, E., Kelting, D., VandenBoer, T. C., and Lance, S.: Long-term monitoring of cloud water chemistry at Whiteface Mountain: the emergence of a new chemical regime, *Atmospheric Chemistry and Physics*, 23, 1619-1639, 10.5194/acp-23-1619-2023, 2023.
- Lee, A. K. Y., Hayden, K. L., Herckes, P., Leaitch, W. R., Liggio, J., Macdonald, A. M., and Abbatt, J. P. D.: Characterization
620 of aerosol and cloud water at a mountain site during WACS 2010: secondary organic aerosol formation through oxidative cloud processing, *Atmospheric Chemistry and Physics*, 12, 7103-7116, 10.5194/acp-12-7103-2012, 2012.

- Lei, L., Zhou, W., Chen, C., He, Y., Li, Z., Sun, J., Tang, X., Fu, P., Wang, Z., and Sun, Y.: Long-term characterization of aerosol chemistry in cold season from 2013 to 2020 in Beijing, China, *Environmental Pollution*, 268, 115952, 10.1016/j.envpol.2020.115952, 2021.
- 625 Li, J., Wang, X., Chen, J., Zhu, C., Li, W., Li, C., Liu, L., Xu, C., Wen, L., Xue, L., Wang, W., Ding, A., and Herrmann, H.: Chemical composition and droplet size distribution of cloud at the summit of Mount Tai, China, *Atmospheric Chemistry and Physics*, 17, 9885-9896, 10.5194/acp-17-9885-2017, 2017.
- Li, J., Zhu, C., Chen, H., Zhao, D., Xue, L., Wang, X., Li, H., Liu, P., Liu, J., Zhang, C., Mu, Y., Zhang, W., Zhang, L., Herrmann, H., Li, K., Liu, M., and Chen, J.: The evolution of cloud and aerosol microphysics at the summit of Mt. Tai, China, *Atmos. Chem. Phys.*, 20, 13735-13751, 10.5194/acp-20-13735-2020, 2020a.
- 630 Li, T., Wang, Z., Wang, Y., Wu, C., Liang, Y., Xia, M., Yu, C., Yun, H., Wang, W., Wang, Y., Guo, J., Herrmann, H., and Wang, T.: Chemical characteristics of cloud water and the impacts on aerosol properties at a subtropical mountain site in Hong Kong SAR, *Atmospheric Chemistry and Physics*, 20, 391-407, 10.5194/acp-20-391-2020, 2020b.
- Li, Z., Xu, W., Zhou, W., Lei, L., Sun, J., You, B., Wang, Z., and Sun, Y.: Insights into the compositional differences of PM1 and PM2.5 from aerosol mass spectrometer measurements in Beijing, China, *Atmospheric Environment*, 301, 119709, 10.1016/j.atmosenv.2023.119709, 2023.
- Liu, Q., Shen, X., Sun, J., Zhang, Y., Qi, B., Ma, Q., Han, L., Xu, H., Hu, X., Lu, J., Liu, S., Yu, A., Liang, L., Gao, Q., Wang, H., Che, H., and Zhang, X.: Characterization of fog microphysics and their relationships with visibility at a mountain site in China, *Atmospheric Chemistry and Physics*, 25, 3253-3267, 10.5194/acp-25-3253-2025, 2025.
- 640 Mattsson, F., Neuberger, A., Heikkinen, L., Gramlich, Y., Paglione, M., Rinaldi, M., Decesari, S., Zieger, P., Riipinen, I., and Mohr, C.: Enrichment of organic nitrogen in fog residuals observed in the Italian Po Valley, *Atmospheric Chemistry and Physics*, 25, 7973-7989, 10.5194/acp-25-7973-2025, 2025.
- McCoy, I. L., McCoy, D. T., Wood, R., Regayre, L., Watson-Parris, D., Grosvenor, D. P., Mulcahy, J. P., Hu, Y., Bender, F. A. M., Field, P. R., Carslaw, K. S., and Gordon, H.: The hemispheric contrast in cloud microphysical properties constrains aerosol forcing, *Proc. Natl. Acad. Sci.*, 117, 18998-19006, 10.1073/pnas.1922502117, 2020.
- 645 McNeill, V. F.: Aqueous Organic Chemistry in the Atmosphere: Sources and Chemical Processing of Organic Aerosols, *Environmental Science & Technology*, 49, 1237-1244, 10.1021/es5043707, 2015.
- Noone, K. J., Ogren, J. A., Hallberg, A., Heintzenberg, J., StrÖM, J., Hansson, H.-C., Svenningsson, B., Wiedensohler, A., Fuzzi, S., Facchini, M. C., Arends, B. G., and Berner, A.: Changes in aerosol size- and phase distributions due to physical and chemical processes in fog, *Tellus B*, 44, 489-504, 10.1034/j.1600-0889.1992.t01-4-00004.x, 1992.
- O'Dowd, C. D., Facchini, M. C., Cavalli, F., Ceburnis, D., Mircea, M., Decesari, S., Fuzzi, S., Yoon, Y. J., and Putaud, J.-P.: Biogenically driven organic contribution to marine aerosol, *Nature*, 431, 676-680, 10.1038/nature02959, 2004.
- Paatero, P.: The Multilinear Engine—A Table-Driven, Least Squares Program for Solving Multilinear Problems, Including the n-Way Parallel Factor Analysis Model, *J. Comput. Graph. Stat.*, 8, 854-888, 10.1080/10618600.1999.10474853, 1999.

- 655 Pan, B., Liu, D., Du, Y., Zhao, D., Hu, K., Ding, S., Yu, C., Tian, P., Wu, Y., Li, S., and Kumar, K. R.: Intercomparisons on the Vertical Profiles of Cloud Microphysical Properties From CloudSat Retrievals Over the North China Plain, *J. Geophys. Res. Atmos.*, 128, e2023JD039093, 10.1029/2023JD039093, 2023.
- Pierce, J. R., Croft, B., Kodros, J. K., D'Andrea, S. D., and Martin, R. V.: The importance of interstitial particle scavenging by cloud droplets in shaping the remote aerosol size distribution and global aerosol-climate effects, *Atmospheric Chemistry and Physics*, 15, 6147-6158, 10.5194/acp-15-6147-2015, 2015.
- 660 Pye, H. O. T., Nenes, A., Alexander, B., Ault, A. P., Barth, M. C., Clegg, S. L., Collett Jr, J. L., Fahey, K. M., Hennigan, C. J., Herrmann, H., Kanakidou, M., Kelly, J. T., Ku, I. T., McNeill, V. F., Riemer, N., Schaefer, T., Shi, G., Tilgner, A., Walker, J. T., Wang, T., Weber, R., Xing, J., Zaveri, R. A., and Zuend, A.: The acidity of atmospheric particles and clouds, *Atmospheric Chemistry and Physics*, 20, 4809-4888, 10.5194/acp-20-4809-2020, 2020.
- 665 Rogers, M. J., Joo, T., Hass-Mitchell, T., Canagaratna, M. R., Campuzano-Jost, P., Sueper, D., Tran, M. N., Machesky, J. E., Roscioli, J. R., Jimenez, J. L., Krechmer, J. E., Lambe, A. T., Nault, B. A., and Gentner, D. R.: Humid Summers Promote Urban Aqueous-Phase Production of Oxygenated Organic Aerosol in the Northeastern United States, *Geophysical Research Letters*, 52, e2024GL112005, 10.1029/2024GL112005, 2025.
- Seinfeld, J. H., Pandis, S. N., and Noone, K. J. J. P. T.: *Atmospheric Chemistry and Physics: From Air Pollution to Climate Change*, 51, 88-90, 1998.
- 670 Shen, X., Liu, Q., Sun, J., Kong, W., Ma, Q., Qi, B., Han, L., Zhang, Y., Liang, L., Liu, L., Liu, S., Hu, X., Lu, J., Yu, A., Che, H., and Zhang, X.: Measurement report: The influence of particle number size distribution and hygroscopicity on the microphysical properties of cloud droplets at a mountain site, *Atmospheric Chemistry and Physics*, 25, 5711-5725, 10.5194/acp-25-5711-2025, 2025.
- 675 Shingler, T., Dey, S., Sorooshian, A., Brechtel, F. J., Wang, Z., Metcalf, A., Coggon, M., Mülmenstädt, J., Russell, L. M., Jonsson, H. H., and Seinfeld, J. H.: Characterisation and airborne deployment of a new counterflow virtual impactor inlet, *Atmospheric Measurement Techniques*, 5, 1259-1269, 10.5194/amt-5-1259-2012, 2012.
- Sun, P., Farley, R. N., Li, L., Srivastava, D., Niedek, C. R., Li, J., Wang, N., Cappa, C. D., Pusede, S. E., Yu, Z., Croteau, P., and Zhang, Q.: PM_{2.5} composition and sources in the San Joaquin Valley of California: A long-term study using ToF-ACSM
680 with the capture vaporizer, *Environmental Pollution*, 292, 118254, 10.1016/j.envpol.2021.118254, 2022.
- Sun, W., Guo, Z., Peng, X., Lin, J., Fu, Y., Yang, Y., Zhang, G., Jiang, B., Liao, Y., Chen, D., Wang, X., and Bi, X.: Molecular characteristics, sources and transformation of water-insoluble organic matter in cloud water, *Environmental Pollution*, 325, 121430, 10.1016/j.envpol.2023.121430, 2023.
- Sun, W., Zhang, G., Guo, Z., Fu, Y., Peng, X., Yang, Y., Hu, X., Lin, J., Jiang, F., Jiang, B., Liao, Y., Chen, D., Chen, J., Ou,
685 J., Wang, X., Peng, P. a., and Bi, X.: Formation of In-Cloud Aqueous-Phase Secondary Organic Matter and Related Characteristic Molecules, *Journal of Geophysical Research: Atmospheres*, 129, e2023JD040355, 10.1029/2023JD040355, 2024.

- Sun, Y., Luo, H., Li, Y., Zhou, W., Xu, W., Fu, P., and Zhao, D.: Atmospheric organic aerosols: online molecular characterization and environmental impacts, *npj Climate and Atmospheric Science*, 8, 305, 10.1038/s41612-025-01199-2, 690 2025.
- Twomey, S.: Pollution and the planetary albedo, *Atmospheric Environment*, 8, 1251-1256, 10.1016/0004-6981(74)90004-3, 1974.
- Wang, Z., Pan, X., Sun, Y., Xin, J., Su, H., Cao, J., Li, J., Yang, T., Liu, H., Yao, W., Xu, W., Chen, X., Zhou, W., Ma, Y., Cheng, X., Ye, J., Hu, B., Jiang, R., Wang, Z., Ge, B., Wu, L., Li, X., Li, J., Wu, Z., Kong, L., Zhu, M., Jia, J., Li, X., Fang, 695 X., and Liu, L.: Atmospheric Boundary Layer Eco-Environment Shanghuang Observatory: An Integrated Multiscale Research Platform in Southeastern China for Understanding Boundary Layer Processes, Atmospheric Chemistry Feedback, and Extreme Weather–Climate Linkages, *Adv. Atmos. Sci.*, 43, 1-9, 10.1007/s00376-025-5307-7, 2025.
- Xu, W., He, Y., Qiu, Y., Chen, C., Xie, C., Lei, L., Li, Z., Sun, J., Li, J., Fu, P., Wang, Z., Worsnop, D. R., and Sun, Y.: Mass spectral characterization of primary emissions and implications in source apportionment of organic aerosol, *Atmospheric 700 Measurement Techniques*, 13, 3205-3219, 10.5194/amt-13-3205-2020, 2020.
- Yeom, J. M., Fahandezh Sadi, H., Anderson, J. C., Yang, F., Cantrell, W., and Shaw, R. A.: Cloud microphysical response to entrainment of dry air containing aerosols, *npj Climate and Atmospheric Science*, 8, 8, 10.1038/s41612-024-00889-7, 2025.
- Zhang, G., Hu, X., Sun, W., Yang, Y., Guo, Z., Fu, Y., Wang, H., Zhou, S., Li, L., Tang, M., Shi, Z., Chen, D., Bi, X., and Wang, X.: A comprehensive study about the in-cloud processing of nitrate through coupled measurements of individual cloud 705 residuals and cloud water, *Atmospheric Chemistry and Physics*, 22, 9571-9582, 10.5194/acp-22-9571-2022, 2022.
- Zhang, J., Lance, S., Marto, J., Sun, Y., Ninneman, M., Crandall, B. A., Wang, J., Zhang, Q., and Schwab, J. J.: Evolution of Aerosol Under Moist and Fog Conditions in a Rural Forest Environment: Insights From High-Resolution Aerosol Mass Spectrometry, *Geophysical Research Letters*, 47, e2020GL089714, 10.1029/2020GL089714, 2020.
- Zhang, Y., Xu, W., Zhou, W., Li, Y., Zhang, Z., Du, A., Qiao, H., Kuang, Y., Liu, L., Zhang, Z., He, X., Cheng, X., Pan, X., 710 Fu, Q., Wang, Z., Ye, P., Worsnop, D. R., and Sun, Y.: Characterization of organic vapors by a Vocus proton-transfer-reaction mass spectrometry at a mountain site in southeastern China, *Science of The Total Environment*, 919, 170633, 10.1016/j.scitotenv.2024.170633, 2024a.
- Zhang, Z., Xu, W., Zhang, Y., Zhou, W., Xu, X., Du, A., Zhang, Y., Qiao, H., Kuang, Y., Pan, X., Wang, Z., Cheng, X., Liu, L., Fu, Q., Worsnop, D. R., Li, J., and Sun, Y.: Measurement report: Impact of cloud processes on secondary organic aerosols 715 at a forested mountain site in southeastern China, *Atmospheric Chemistry and Physics*, 24, 8473-8488, 10.5194/acp-24-8473-2024, 2024b.
- Zhao, X., Zhao, C., Yang, Y., Sun, Y., Xia, Y., Yang, X., and Fan, T.: Distinct changes of cloud microphysical properties and height development by dust aerosols from a case study over Inner-Mongolia region, *Atmos. Res.*, 273, 106175, 10.1016/j.atmosres.2022.106175, 2022.

- 720 Zheng, Y., Cheng, X., Liao, K., Li, Y., Li, Y. J., Huang, R. J., Hu, W., Liu, Y., Zhu, T., Chen, S., Zeng, L., Worsnop, D. R.,
and Chen, Q.: Characterization of anthropogenic organic aerosols by TOF-ACSM with the new capture vaporizer, *Atmospheric
Measurement Techniques*, 13, 2457-2472, 10.5194/amt-13-2457-2020, 2020.
- Zipori, A., Rosenfeld, D., Tirosh, O., Teutsch, N., and Erel, Y.: Effects of aerosol sources and chemical compositions on cloud
drop sizes and glaciation temperatures, *Journal of Geophysical Research: Atmospheres*, 120, 9653-9669,
725 10.1002/2015JD023270, 2015.