

# Observationally-derived Fractional Release Factors, Ozone Depletion Potentials, and Stratospheric Lifetimes of Four Long-Lived CFCs: CFC-13 (CClF<sub>3</sub>), CFC-114 (C<sub>2</sub>Cl<sub>2</sub>F<sub>4</sub>), CFC-114a (CF<sub>3</sub>CCl<sub>2</sub>F), and CFC-115 (C<sub>2</sub>ClF<sub>5</sub>)

5

Elinor Tuffnell<sup>1,2</sup>, Emma Leedham-Elvidge<sup>4</sup>, William T. Sturges<sup>5</sup>, Harald Bönisch<sup>8</sup>, Karina E. Adcock<sup>1</sup>, Paul J. Fraser<sup>3</sup>, Paul B. Krummel<sup>3</sup>, David E. Oram<sup>1,6</sup>, Ray L. Langenfelds<sup>3</sup>, Thomas Röckmann<sup>7</sup>, Luke M. Western<sup>9</sup>, Jens Mühle<sup>10</sup>, Johannes C. Laube<sup>2</sup>

(1) School of Environmental Sciences, University of East Anglia, Norwich Research Park, Norwich, NR4 7TJ, UK. (2) Institute of Energy and Climate Research: Stratosphere, Jülich Research Centre, Jülich, 52428, Germany. (3) CSIRO Environment, Aspendale, Victoria, Australia. (4) Faculty of Science, University of East Anglia, Norwich Research Park, Norwich, NR4 7TJ, UK. (5) Centre for Ocean and Atmospheric Sciences, School of Environmental Sciences, University of East Anglia, Norwich, UK. (6) National Centre for Atmospheric Science, School of Environmental Sciences, University of East Anglia, Norwich, UK. (7) Institute for Marine and Atmospheric research Utrecht (IMAU), Utrecht University (UU), Utrecht, the Netherlands. (8) Karlsruhe Institute of Technology, Institute of Meteorology and Climate Research, Hermann-von-Helmholtz-Platz 1, 76344 Eggenstein-Leopoldshafen, Germany. (9) Center for Sustainability Science and Strategy, Massachusetts Institute of Technology, Cambridge, MA, USA. (10) Scripps Institution of Oceanography, University of California San Diego, La Jolla, CA 92037, USA

20 **Correspondence:** Elinor Tuffnell ([elinortuffnell@gmail.com](mailto:elinortuffnell@gmail.com)), Johannes Laube ([j.laube@fz-juelich.de](mailto:j.laube@fz-juelich.de))

**Abstract.** The longer an Ozone Depleting Substance (ODS) remains in the stratosphere, the longer it will be available for the process of ozone depletion. We present improved policy-relevant parameters: Fractional Release Factors (FRFs), Ozone Depletion Potentials (ODPs), and stratospheric lifetimes, for four understudied long-lived chlorofluorocarbons (CFCs): CFC-13 (CClF<sub>3</sub>), CFC-114 (CClF<sub>2</sub>CClF<sub>2</sub>), CFC-114a (CCl<sub>2</sub>FCF<sub>3</sub>), and CFC-115 (C<sub>2</sub>ClF<sub>5</sub>). Previous estimates for the stratospheric lifetimes of these compounds were derived using model and laboratory-based kinetic studies. This study instead uses stratospheric observational data, and correlations between FRFs and lifetimes, to semi-empirically and independently determine the steady-state stratospheric lifetimes of these compounds.

Our newly derived stratospheric lifetime estimates are 366 (290-439) yr for CFC-13 (264 years shorter than previous estimates), 208 (171-250) yr for CFC-114 (similar to previous estimates), 84 (74-95) yr for CFC-114a (23 years shorter), and 404 (321-489) yr for CFC-115 (260 years shorter). For CFC-13 and CFC-115 this is outside the uncertainty ranges of previously published estimates. This suggests that these two compounds may have had greater emissions than previously thought, in order to account for their abundance. We calculated FRFs and ODPs for the four CFCs of interest: CFC-13 (FRF = 0.07, ODP = 0.44), CFC-114 (FRF = 0.12, ODP = 0.52), CFC-114a (FRF = 0.31, ODP = 0.54), and CFC-115 (FRF = 0.06, ODP = 0.28). Providing new and updated lifetimes, FRFs and ODPs for these compounds, will help improve future estimates of their tropospheric emissions and their potential to damage the stratospheric ozone layer.

## 1 Introduction

Due to the destructive effect of chlorofluorocarbons (CFCs) on the ozone layer, an international agreement, the Montréal Protocol on Substances that Deplete the Ozone Layer, was developed to phase out the use of Ozone Depleting Substances (ODS). The Montréal Protocol was finalised in 1987, and later strengthened by amendments. It banned the production and use of CFCs in developed countries from 1996, and developing countries from 2010 (UNEP, 2016, 2017). The resultant reduced emissions need to be monitored via atmospheric observations to assess the success or otherwise of the phase-out policies.

45 The ‘atmospheric residence time’ (or ‘lifetime’) of a compound, refers to the average time spent by a  
 molecule of that compound in the atmosphere, between the time that it leaves its source and the time it  
 encounters a sink. As CFCs are inert in the troposphere this paper focuses on their stratospheric steady-state  
 lifetime (defined as when the burden does not change, i.e. when sources balance sinks). The stratospheric  
 lifetime of a compound provides a measure of how long that compound will remain in the stratosphere, and  
 50 available for ozone depletion. Knowing this is necessary for calculations of ozone recovery and evaluating a  
 compound’s potential risk to stratospheric ozone. The primary removal mechanisms for the CFCs examined  
 here take place in the stratosphere through reaction with excited atomic oxygen ( $O(^1D)$ ) and via photolysis from  
 ultraviolet (UV) rays, though there is also a less dominant removal mechanism in the mesosphere via Lyman  $\alpha$   
 photolysis (Vollmer *et al.*, 2018).

55 Air parcels will experience different conditions during transit, and this mixing process is complex,  
 therefore an individual air parcel will not have a single age; instead it will be composed of the different ages of  
 its components. This results in a ‘spectrum of ages’ (Strunk *et al.*, 2000; Engel *et al.*, 2002), and a ‘mean age of  
 air’ which is the average transport time since the air parcel entered the stratosphere, primarily through the  
 tropical tropopause (Holton, 1990). Fractional Release Factors (FRFs) are the fraction of a species that has been  
 60 disassociated into its reactive (and thus ozone-depleting) form (Solomon *et al.*, 1992) over a set number of years  
 (here 3 and 5 years mean age) after being injected into the stratosphere. FRF is a useful metric for evaluating  
 how quickly compounds disassociate; compounds with a high FRF will disassociate faster, doing more damage  
 to the ozone in the short term, but for a smaller time period. Compounds with a low FRF may do less damage  
 over the short term but will remain available for ozone depletion much longer. To calculate FRFs, this paper  
 65 uses the time-independent, loss-weighted method defined in Ostermüller *et al.*, (2017), which accounts for time-  
 lag.

There is a wealth of research on the most abundant CFCs (CFC-11, CFC-12, and CFC-113) (Cunnold  
*et al.*, 1986; Golombek *et al.*, 1989; Prinn *et al.*, 2000, 2018; Minschwaner *et al.*, 2012; Ko *et al.*, 2013; Allin  
*et al.*, 2015; Rigby *et al.*, 2019). However, many CFCs with lower atmospheric abundances have not been as well  
 70 studied, and this paper focuses on four of them: CFC-13, CFC-114, CFC-114a, and CFC-115. The most  
 abundant CFCs (CFC-11, CFC-12 and CFC-113) had annual mole fractions (near the surface) in 2020 of ~224  
 ppt, ~497 ppt and ~69 ppt respectively, while the four compounds studied all have total atmospheric abundances  
 of less than 20 ppt (Laube *et al.*, 2022). Table 1 represents the current state of knowledge for this paper’s  
 compounds of interest, along with the three most abundant CFCs for comparison. This paper presents updated  
 75 estimates for the stratospheric lifetimes, FRFs, and ODPs of: CFC-13, CFC-114, CFC-114a, and CFC-115.

**Table 1: Previously published data for the compounds considered in this study, presented here for reference and to enable direct comparison with the results of this work. The table lists molecular formulae, abundances, changes in abundance between 2019 and 2020, stratospheric lifetimes and associated uncertainties, ozone depletion potentials (ODPs), and fractional release factors (FRFs) (Burkholder *et al.*, 2022; Daniel *et al.*, 2022; Laube *et al.*, 2022). Annual growth rates are based on in situ measurements from both NOAA (<https://gml.noaa.gov/dv/site>) and AGAGE (<https://www-air.larc.nasa.gov/missions/agage/>) for CFC-11, CFC-12, and CFC-113, and from just AGAGE measurements for CFC-13 and CFC-115. CFC-114 and CFC-114a were quantified separately using flask measurements from the University of East Anglia (UEA) and Forschungszentrum Jülich (FZJ), (NOAA and AGAGE CFC-113 measurements likely include contributions from both CFC-113 and CFC-113a). All values are reported to the same significant figures as in their original sources and represent the current state of knowledge for these compounds.**

Compound	Formula	Atmospheric abundance, 2020, ppt	Change (2019-2020), ppt yr <sup>-1</sup>	Stratospheric Lifetime, (yr)	Lifetime Uncertainty, ( $1\sigma$ )	Ozone depletion potential (ODP)	Fractional Release Factor (FRF)
CFC-11	CCl <sub>3</sub> F	224	-2.2a/-2.5b	55	± 22%	1	0.47
CFC-12	CF <sub>2</sub> Cl <sub>2</sub>	497.2	-3.9a/-4.2b	103	± 15%	0.75	0.24
CFC-113	CClCF <sub>3</sub>	68.9	-0.5a/-0.7b	94.5	± 17%	0.82	0.3
CFC-13	CClF <sub>3</sub>	3.32	0.04a	-*	-*	0.3	-*
CFC-114	CCl <sub>2</sub> FCClF <sub>2</sub>	16.3	-0.01c	191	± 12%	0.53	0.13
CFC-114a	CCl <sub>2</sub> FCClF <sub>2</sub>	1.11	0.02c	106.7	± 22%	0.72	-*
CFC-115	CF <sub>3</sub> CClF <sub>2</sub>	8.7	0.03a	664	± 17%	0.45	0.007

a. AGAGE b. NOAA. c. UEA/FZJ. \*. Data does not appear in Burkholder *et al.*, (2022).

Previous estimates for these compounds have relied heavily on laboratory-based kinetics experiments and model estimates (Ravishankara *et al.*, 1993; Newman *et al.*, 2007; Waugh *et al.*, 2007; Burkholder *et al.*,

2020). In the current literature, the estimated stratospheric lifetime of CFC-115 is 664 ( $\pm 113$ ) years, and CFC-13  
80 lacks a stratospheric lifetime in Burkholder et al., (2022) but has a total atmospheric lifetime listed as 630 years.  
The estimated lifetime of CFC-114 is 191 ( $\pm 23$ ) years and the estimated lifetime range of CFC-114a is 82–133  
years. Currently there is a dearth of measurement-based lifetime estimates for either CFC-114 or CFC-114a,  
aside from the lab-based kinetics from Davis et al., (2016). The Laube et al., (2016) estimate of 82–133 years for  
85 CFC-114a was not based on observational data; it was based on that reported in Davis et al., (2016), (which  
used the GSFC 2-D model and UV absorption spectra to estimate the lifetime), and the uncertainty range was  
assumed. In this paper we use in situ measurements, taken onboard the high-altitude research aircraft M55  
Geophysica, in order to derive updated metrics for these compounds.

CFC-13 is primarily associated with low-temperature refrigeration, with additional minor sources in  
aluminium production. It may also be generated during plasma destruction of CFC-12 (Vollmer *et al.*, 2018) and  
90 can be present as an impurity in CFC-12 due to over-fluorination during manufacture (Murphy *et al.*,  
2002). Between 2016 and 2020, the global tropospheric abundance of CFC-13 increased from 3.0 ppt to 3.3 ppt,  
corresponding to a growth rate of 0.04 ppt yr<sup>-1</sup> (Table 1).

CFC-115 is a known by-product of HFC-125 production and has also been used as a refrigerant, as an  
aerosol propellant, and to a lesser extent as a dielectric fluid (Fisher *et al.*, 1993). From 2016 to 2020, the global  
95 tropospheric abundance of CFC-115 increased from 8.5 ppt to 8.7 ppt, with a growth rate of 0.03 ppt yr<sup>-1</sup>  
(Vollmer *et al.*, 2018).

Both CFC-114 and CFC-114a were used primarily as blowing agents and aerosol propellants. In  
addition, CFC-114 was employed as a refrigerant and in heat-pump applications, while CFC-114a was used in  
polyolefin foams. Between 2016 and 2020, the global tropospheric abundance of CFC-114 increased from 15.0  
100 ppt to 16.3 ppt; although, its growth rate is now negative ( $-0.01$  ppt yr<sup>-1</sup>). From 2016 to 2020, the global  
tropospheric abundance of CFC-114a increased from 1.0 ppt to 1.1 ppt, with a growth rate of 0.02 ppt yr<sup>-1</sup>  
(Table 1).

It is difficult to measure CFC-114 and CFC-114a separately (Laube *et al.*, 2016). So, the two isomers  
are frequently reported as a somewhat ill-defined sum, with the assumption that CFC-114a accounts for  
105 approximately 10% of the total (Carpenter et al., 2014). However, Laube et al., (2016), using a chromatographic  
system that can separate the isomers, found this to be an overestimate, and that the assumption that the ratio  
between the two isomers remained constant was incorrect due to changing atmospheric rise/decline rates of the  
two isomers (see also Western et al., (2023)). Therefore, Table 1 uses data from UEA/FZJ flask measurements  
for CFC-114 and CFC-114a, rather than from AGAGE (<https://www-air.larc.nasa.gov/missions/agage>) in situ  
110 measurements, as UEA/FZJ were able to quantify the isomers separately (Laube *et al.*, 2022).

Understanding both the rate at which an ozone-depleting substance (ODS) is removed from the  
atmosphere—quantified by its fractional release factor (FRF) and stratospheric steady-state lifetime—and the  
strength of its ozone-depleting effect, expressed by its ozone depletion potential (ODP), is essential for  
accurately estimating ozone recovery. This paper provides updated FRFs, stratospheric lifetimes, and ODPs for  
115 CFC-13, CFC-114, CFC-114a, and CFC-115 based on in situ atmospheric measurements. Section 2 describes  
the sample collection (section 2.1), sample preparation and instrumental analysis (section 2.2), and a comparison  
of the tropospheric background trends with data presented by Vollmer et al. (2018) (section 2.3). The methods  
section concludes with a detailed description of the lifetime-FRF correlation method used to estimate  
stratospheric lifetimes (section 2.4). Section 3 presents the results, including newly derived stratospheric  
120 lifetimes and FRFs (section 3.1) and updated ODP estimates (section 3.2), followed by an assessment of the  
implications of these revisions for emissions estimates (section 3.3), updated from Western et al. (2023), along  
with discussing the broader implications of these findings for ozone depletion and emission estimates and  
considers potential sources of the observed emissions.

## 2 Methods

### 125 2.1 Sample Collection

In this paper we used whole air samples collected on board the high-altitude research aircraft M55 Geophysica  
during multiple campaigns. The flights in Oberpfaffenhofen, Bavaria, Germany in 2009 (OB09) and Kiruna,  
Sweden in 2010 (KIR10), were part of the RECONCILE campaign (Von Hobe et al., 2013). The 2011 flight in  
Kiruna, Sweden (KIR11), was part of the ESSenCe campaign, which itself was a part of the ESA project  
130 PremierEx (Kaufmann et al., 2013). The Kalamata, Greece campaign in 2016 (KAL16) and the Kathmandu,  
Nepal 2017 (KAT17) campaign were part of the StratoClim EU project (Johansson et al., 2020; Adcock et al.,

2021; Lee et al., 2021). The analysis was performed on 3 different campaigns, in 4 locations (twice in Sweden, and once each in Germany, Greece, and Nepal), so only covered mid and high latitudes in the northern hemisphere. These campaigns took place during different seasons (summer, autumn, and winter). Large campaigns of this nature are rare and expensive, so this paper used the data that was available. The fact that data from all campaigns and trace gases yield a consistent picture does however give some confidence in the results.

## 2.2 Sample Preparation and Instrumental Analysis

Samples were collected in the stratosphere by filling canisters following the protocol described by Adcock et al. (2021) and were subsequently transported to the University of East Anglia (UEA) for analysis. The samples underwent cryogenic pre-concentration then were analysed via a gas chromatography mass spectrometry system (GC-MS), using the method detailed in (Laube *et al.*, 2016, 2020; Adcock *et al.*, 2018, 2021; Leedham-Elvidge *et al.*, 2018). In short, the samples were first dried by passing through a magnesium perchlorate ( $\text{Mg}(\text{ClO}_4)_2$ ) drying tube, then cryogenically trapped by passing through a stainless steel sample loop, packed with Hayesep D absorbent, which was immersed in a cold bath (made up of a dry-ice and ethanol mixture) at  $\sim -78^\circ\text{C}$ , in order to give quantitative retention and release. The sample loop was then submerged in boiling water, heating it to near  $100^\circ\text{C}$ , thus providing immediate and complete desorption of the analytes. Separation was accomplished using an Agilent 6890 Gas Chromatograph, which was connected to a high-sensitivity Waters AutoSpec tri-sector mass spectrometer.

Samples were analysed on two different GC columns: an Agilent GS GasPro column with a unique bonded silica (silicon dioxide) PLOT column (length  $\sim 50$  m, ID 0.32 mm) and an Agilent KCl-passivated  $\text{Al}_2\text{O}_3$ -PLOT column with an aluminium oxide ( $\text{Al}_2\text{O}_3$ ) deactivated by potassium chloride stationary phase (length: 50 m, ID 0.32 mm, called the Al-Plot here). Of particular relevance to this study, the Al-Plot column is capable of separating CFC-114 and CFC-114a. Samples from the Oberpfaffenhofen 2009 campaign were only measured on the GasPro column, all other samples were measured on both columns. The measurements from both columns agreed within the uncertainty range, with the exception of KIR11's Al-Plot data which was distorted due to  $\text{CO}_2$  build up on the column, and KAT17 where the tail of the large peak for  $\text{CO}_2$  partially obscured the small CFC-13 peak. These samples were excluded from the analysis detailed in section 3.

Instrumental uncertainties are, similar to Laube et al. (2020), incorporated as the square root of the sum of squares of the uncertainties of the repeats of measurements of the samples and the calibration standard. These were derived as one standard deviation and propagated for both the calculation of the mean ages as well as the FRFs. The corresponding “5 $\sigma$ ” data set shown in Fig. 2 therefore includes the corresponding min/max values in both the x and y directions. So, if the measurement mixing ratio was 1 ppt, and the instrument uncertainty was 1%, then the mixing ratios of 0.99 ppt, 1.00 ppt and 1.01 ppt, were all considered.

165

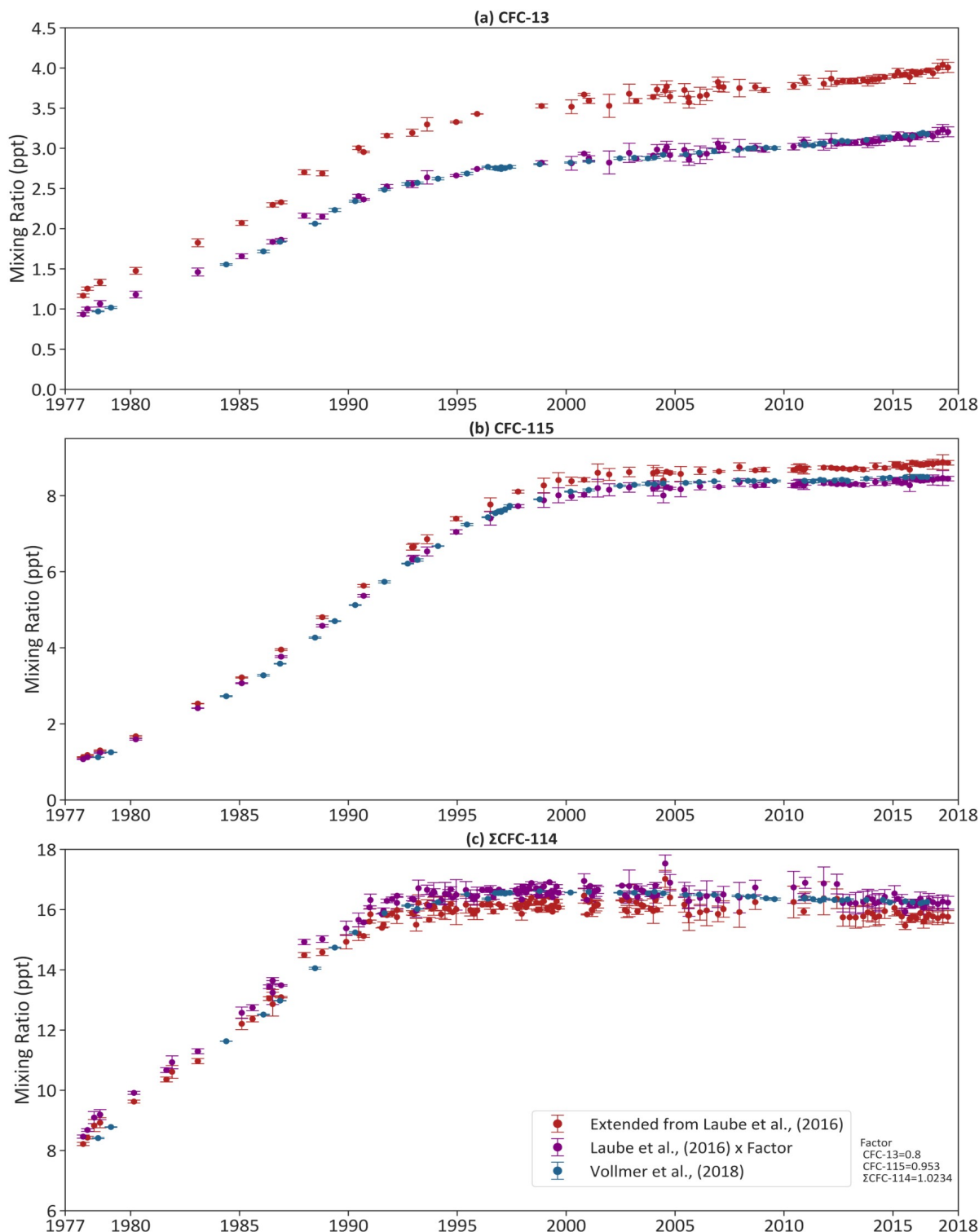
## 2.3 Comparison to tropospheric background trend

A reliable tropospheric background trend is a critical component in calculating entry mixing ratios, and consequently, Fractional Release Factors (FRF). In this study, archived air samples from the Kennaook/Cape Grim Observatory (CGO), analysed at the UEA, are used to derive these trends. The CGO time series has been demonstrated to be of high quality for multiple species (Laube *et al.*, 2013, 2016; Leedham-Elvidge *et al.*, 2018). CGO tropospheric time series for CFC-114 and CFC-114a were previously published in Laube et al., (2016) and are extended here to 2018. Although the CGO data set is from the Southern Hemisphere, Leedham-Elvidge et al., (2018) showed that, for long-lived compounds that are inert in the troposphere, a CGO trend shifted by 0.5 years provides a good representation of mixing ratios in the tropical upper troposphere, where most air enters the stratosphere. Note that we do not include uncertainties in tropospheric entry mixing ratios in our FRF and mean age calculations. This represents an additional source of uncertainty to our lifetime and ODP estimates that is not accounted for in our analysis.

Independent measurements of CGO tropospheric background trends have been published by Vollmer et al., (2018), allowing a comparison with the UEA-derived trends to verify the UEA calibration scales. The UEA calibration standards have been used successfully for a number of compounds (Laube *et al.*, 2016; Adcock *et al.*, 2020, 2021). However, the calibration scales for CFC-115 and CFC-13 were developed in the 1990s, and have not been updated, whereas Vollmer et al., (2018) used a much more regularly maintained scale. Vollmer et al. (2018) did not distinguish between the CFC-114 and CFC-114a isomers; therefore in order to be compared to

185 the Vollmer et al dataset, the UEA measurements of these species were combined into ‘ $\Sigma$ CFC-114’, which are  
combined-isomer measurements. While this approach is not ideal, it represents the most appropriate comparison  
available. This analysis also provides an independent verification of the trends reported by Vollmer et al.,  
(2018).

190 For both the Vollmer et al. (2018) and UEA CGO datasets, simple linear regressions (without offset)  
were calculated separately by correlating mixing ratio with date (Fig. 1). Comparisons of these regressions were  
used to derive a conversion factor,  $x$ , that minimised the residual sum of squares (RSS), which were  
CFC-13=0.11, CFC-115=0.11, and  $\Sigma$ CFC-114=0.81. Applying the resulting conversion factors (CFC-13=0.8,  
CFC-115=0.953), brings the UEA and Vollmer et al., (2018) datasets into closer agreement for CFC-13 (Fig.  
1a) and CFC-115 (Fig. 1b). For  $\Sigma$ CFC-114, the use of a conversion factor (of 1.0234), does largely bring the  
195 UEA data into line with the Vollmer et al., (2018) data, though the overlap is not perfect (Fig. 1c). As Vollmer  
et al. (2018) did not separate the individual isomers, the UEA and Vollmer et al., (2018) data are not necessarily  
expected to correlate. Nevertheless, the observed correlation indicates that the Vollmer et al. (2018) dataset  
provides a reasonable approximation of the combined CFC-114 and CFC-114a abundance, despite being unable  
to capture the changing trend of CFC-114a (Western *et al.*, 2023), as the combined signal is dominated by  
CFC-114.



**Figure 1: Tropospheric mixing ratios (ppt) from samples collected at the Cape Grim observatory for CFC-13 (a), CFC-115 (b), and  $\Sigma$ CFC-114 (c), plotted against the date (year). (Conversion factor was 0.8 for CFC-13, 0.953 for CFC-115 and 1.0234 for  $\Sigma$ CFC-114). Error bars use instrument precision to 1 sigma.**

#### 2.4 Stratospheric lifetimes to Fractional Release Factor (FRF) correlation

There are a number of ways the stratospheric lifetime of a compound can be derived (Ko *et al.*, 2013). These include model simulations (Montzka *et al.*, 1999; Butchart *et al.*, 2006; Lee *et al.*, 2011; Rigby *et al.*, 2013), satellite data (Ko *et al.*, 1991; Minschwaner *et al.*, 2012; Brown *et al.*, 2013), lab-based kinetics experiments (Burkholder *et al.*, 2020), and by examining the relationship between tracer-tracer or tracer-mean age (Plumb *et al.*, 1992, 1996).

The stratospheric lifetime and FRF of a compound are related since the halocarbons within an air mass experienced similar transport pathways (Plumb, 2007). Using the correlation between lifetime and FRF, for compounds with well documented values, it is possible to estimate the lifetime of additional (less well

210 documented) compounds, using their FRF at the same mean age (Kloss *et al.*, 2014). FRFs at 3 and 5 years  
mean age are used here, in order to reflect the average transit time of stratospheric air to the mid (3 years) and  
high latitudes (5 years).

Leedham-Elvidge *et al.*, (2018) calculated mean ages and FRFs for 10 compounds. This study used the same air  
samples, instruments, mean ages, and method (for sample collection, analysis, and the generation of FRFs), as  
215 Leedham-Elvidge *et al.*, (2018), with the exception of the KAL16 and KAT17 campaigns, for which mean ages  
were taken from Adcock *et al.*, (2021). Using the time-independent method detailed in Ostermüller *et al.*,  
(2017), we then calculated the entry mixing ratios for CFC-13, CFC-114, CFC-114a, and CFC-115, for the  
campaigns (OB09, KIR10, KIR11, KAL16, and KAT17). Entry mixing ratios are an estimate of the mixing ratio  
of a compound at the point it entered the stratosphere. By comparing these entry mixing ratios and the observed  
220 (partially-dissociated) mixing ratios in the stratosphere, it is possible to estimate what fraction of the compound  
has disassociated since entering the stratosphere using Eq. (1) (which is a simplified equation calculating FRFs  
using entry and observed mixing ratios). Using this method FRFs for each sample in every campaign were  
generated.

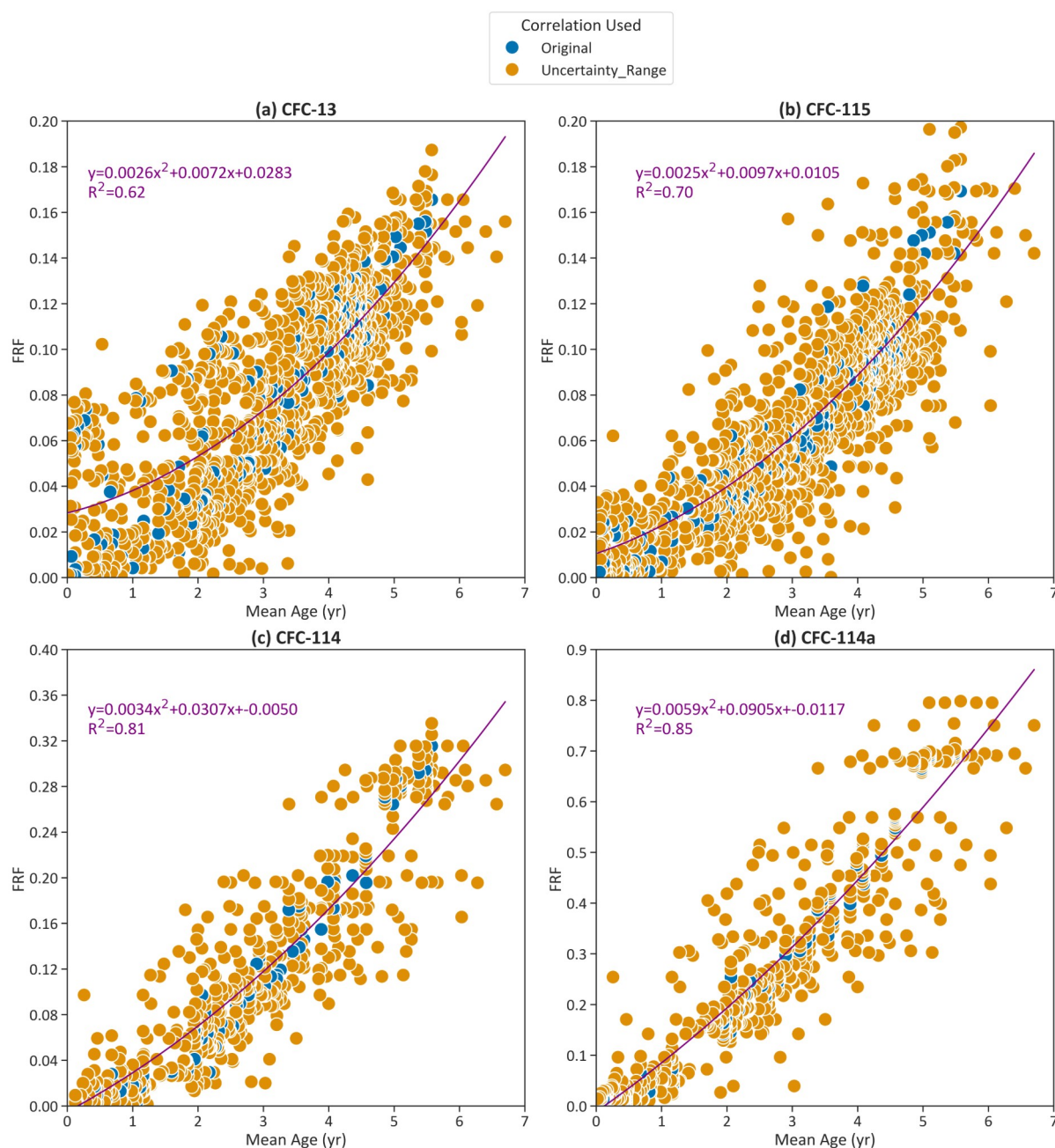
$$FRF = (Entry\ Mixing\ Ratio - Observed\ Mixing\ Ratio) / Entry\ Mixing\ Ratio$$

*Equation 1*

225 The FRFs from the different flights were combined together. This was necessary as each campaign had  
a limited number of samples and some campaigns did not measure certain compounds. Also, the KAL16 and  
KAT17 flights sampled relatively young air; the greatest mean ages recorded were 3.02 and 2.53 years mean age  
respectively.

To derive an estimate for the uncertainty, we calculated the FRF using the mean and the upper and  
230 lower limits of the measured mixing ratios and mean ages, in similar fashion to Laube *et al.*, (2020). Then, using  
the combined data set for each compound, FRF was plotted against mean age and a 2<sup>nd</sup> order polynomial  
trendline was determined through the data (see Fig. 2).

235



**Figure 2 : Fractional Release Factors (FRF) plotted against Mean Age (yr) for all flights (expanded to 5n, uncertainty range), for all compounds. A 2nd order polynomial trendline is plotted through the data set, and both the equation of the line and the R2 value is shown. The trendline is not forced to zero as FRFs do not need to be zero in the extra-tropical tropopause.**

240 The second-order polynomial trendline shown in Fig. 2 was chosen to capture the non-linearities in stratospheric transport and chemistry previously observed by Newman et al. (2007) and Laube et al. (2010). The longer-lived compounds, CFC-13 and CFC-115, exhibit a slight positive offset, with the y-intercept above zero, indicating a mismatch between the measured abundances and the tropospheric trend. A similar offset was reported by Adcock et al. (2021), attributed to the Asian Monsoon providing efficient transport pathways for air containing elevated levels of tropospheric gases. In Fig. 2a and 2b, the observed offset reflects differences in the transport pathways experienced by the sampled air parcels compared with those experienced by the CGO trend. The potential influence of this offset was investigated and incorporating it did not produce statistically significant changes in the results.

245 The trend-line was used to calculate the FRF at 3 and 5 years mean age for each compound, and a bootstrapping program (Barreto & Howland, 2010) was used to test the robustness of the polynomial's estimate. The results gave a list of 2000 predictions, and the frequency at which these estimations occurred. In order to exclude extreme outliers from this the top and bottom 2.5% were excluded, leaving 95% of all predictions for FRF at 3 and 5 years mean age.

From the bootstrapping results, FRFs at 3 and 5 years mean age (including uncertainty range) were  
255 derived (see Table 2). This was done for all four compounds of interest and also SF<sub>6</sub> which does not have  
estimates of FRF available. The compounds studied in Leedham-Elvidge et al., (2018) had stratospheric  
lifetimes largely in the order of 200 years or less. SF<sub>6</sub> was included because without a longer-lived compound  
with both known FRF and lifetime, a correlation between FRF and lifetime drawn from these compounds alone  
cannot be extrapolated to provide lifetime estimates for longer lived compounds.

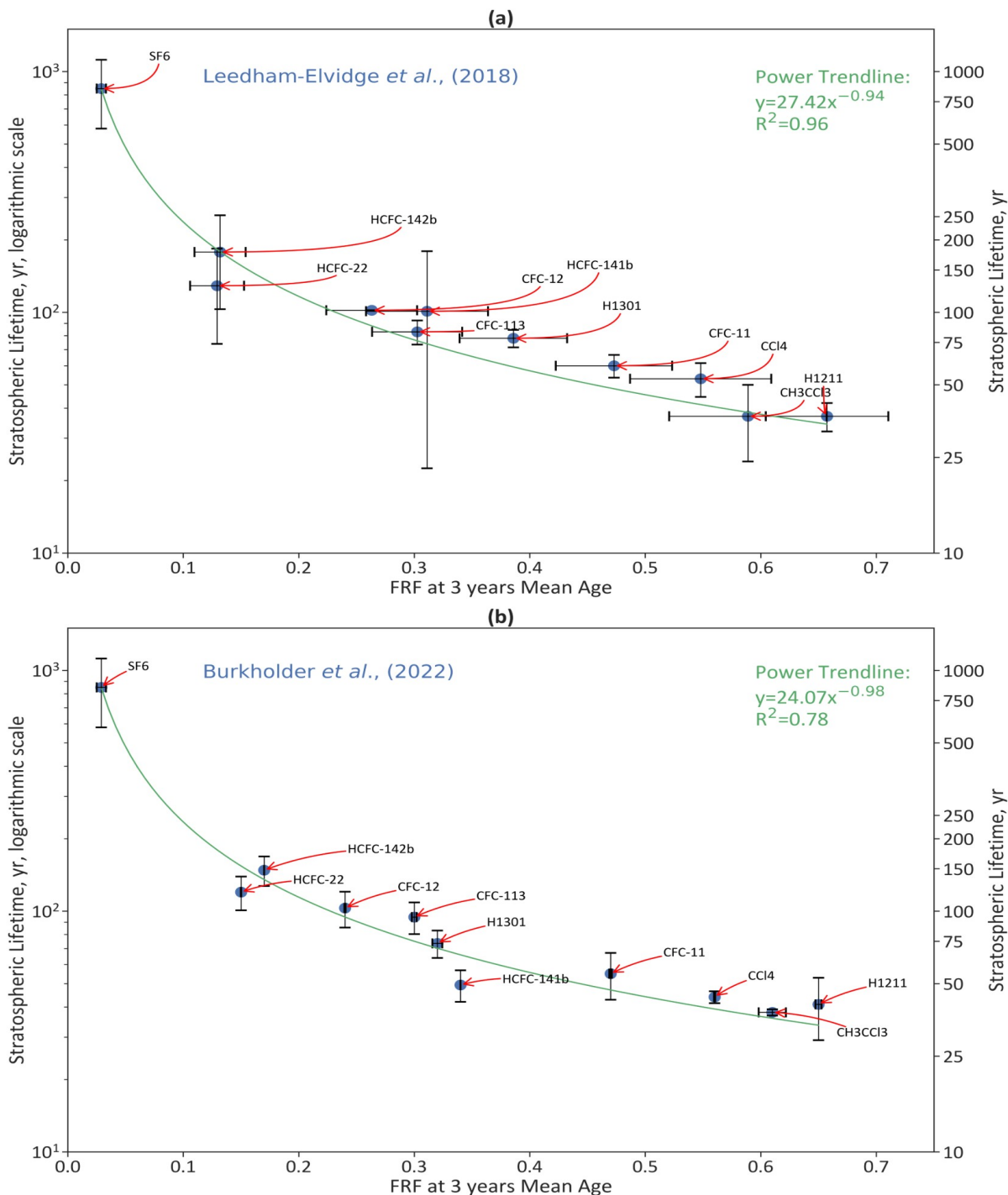
260 The lifetime of SF<sub>6</sub> is subject to some dispute. Engel et al., (2018) notes that the widely used value of  
3200 years (Ravishankara et al., 1993) may be a substantial overestimate. Kovács et al., (2017) estimated an  
average lifetime of 1,278 (1120-1475) years using model data, while Ray et al., (2017) estimated a lifetime of  
850 (580-1400) years using observations of SF<sub>6</sub> in the Arctic polar vortex. Ravishankara et al., (1993) lists a  
lower limit for the lifetime of SF<sub>6</sub> as 580 years, so the range of 580-3200 years encompasses the estimates of  
265 both Ray et al., (2017) and Kovács et al., (2017). Kouznetsov et al., (2020) used a model study which gave a  
range for SF<sub>6</sub> lifetime between 600 and 2900 years, while Loeffel et al., (2022) proposed a value of 2100 years  
(1900-2600 years range). As there is growing evidence that the 3200 years figure is an overestimate, this paper  
will focus primarily on Ray's estimate of 850 years stratospheric lifetime, and Kovacs's 1278 years stratospheric  
lifetime estimate for SF<sub>6</sub>. The estimate for Kouznetsov et al., (2020) gave too wide a spread of possible lifetime  
270 for SF<sub>6</sub>, for this method to be practical. Loeffel et al., (2022) was a modelling paper, and does not focus on  
defining the lifetime of SF<sub>6</sub>, and the lifetimes listed are time-dependant lifetimes and varied over the spread of  
the simulation. For the calculations in this paper, equilibrium steady-state lifetimes are required, so lifetimes  
listed in Loeffel et al., (2022) are not used. Calculations for both the Ray et al., (2017) and Kovács et al., (2017)  
lifetime estimates were performed, for FRFs at both 3 and 5 years mean age, and they are seen in section 3.1.  
275 When calculating FRFs for SF<sub>6</sub> two campaigns were excluded: KIR10 as it could have captured SF<sub>6</sub> depleted  
mesospheric air due to the polar vortex (Ray *et al.*, 2017), and KAL17 as this campaign contained elevated trace  
gas levels from the highly polluted air masses transported by the Asian Monsoon (Adcock *et al.*, 2021).

This paper uses the FRFs and stratospheric lifetimes (including their uncertainty ranges), for a number  
of well-studied compounds (SF<sub>6</sub>, HCFC-141b, HCFC-142b, HCFC-22, CFC-12, CFC-113, CFC-11, H1301,  
280 CCl<sub>4</sub>, CH<sub>3</sub>CCl<sub>3</sub>, H1211), found in Leedham-Elvidge et al., (2018) and Burkholder et al., (2022). All the lifetime  
estimates in Leedham-Elvidge et al. are dependent on the uncertainties of the same age of air, as well as on that  
of CFC-11. With these lifetimes and FRFs a trendline was plotted and the resulting correlation was used to  
generate predicted lifetimes for our compounds of interest. Different trendline functions were tested to see  
which best fitted the data, and the 'power' trendline ( $y = cx^b$ ) was the best fit. This correlation considered the  
285 uncertainty in both the FRFs and stratospheric lifetimes. The calculations were performed using the 'power'  
trendline, using (separately) both the FRFs and lifetimes from Leedham-Elvidge et al. (2018) and using those  
listed in Burkholder et al. (2022). The resulting correlations (using FRFs at 3 years mean age) can be seen in  
Fig. 3 a&b. This was done using (separately) both SF<sub>6</sub> lifetimes of 850 years and 1278 years (latter not shown in  
Fig. 3). In order to account for the lifetime uncertainty ranges of these compounds, this trendline was  
290 bootstrapped as described previously, in order to derive the eight different lifetime estimates for each compound  
(section 3.1).

The method of calculating time-independent FRFs used in section 2.4 is able to correct for changes in  
the tropospheric trends of the CFCs, however it cannot account for changes in tropical upwelling. This is  
because the lifetimes calculated are steady-state lifetimes, and rely on the atmosphere to remain in a certain  
295 state. If the atmosphere changes, such as with a drastic change in tropical upwelling, then a new steady state  
would eventually be reached, with a new corresponding steady-state lifetime. There is evidence that  
stratospheric circulation is changing, and in turn affecting the lifetimes of long-lived tracer gases (Prather *et al.*,  
2023). It can be argued that the current observed N<sub>2</sub>O lifetime changes are relatively small and, for the four  
long-lived CFCs examined here, it could be expected to be well within the uncertainties that we derive. So,  
300 while this method cannot completely account for the effect of upwelling, the lifetimes presented in section 3.1,  
still represent a significant improvement to previous estimates.

This paper uses the FRFs and stratospheric lifetimes, for a number of well-studied compounds, found  
in Leedham-Elvidge et al. (2018) and Burkholder et al. (2022). In the case of HCFC-141b, Leedham-Elvidge et  
al. (2018) estimated 101 (64-221) years for the stratospheric lifetime, while Burkholder et al. (2022) lists a  
305 stratospheric lifetime of 49.4 years stratospheric lifetime. The FRFs listed in Burkholder et al. (2022) are taken  
from Engel et al. (2018) and Leedham-Elvidge et al. (2018) uses the same time-independent method as Engel.  
et al. (2018). Engel et al. (2018) lists FRFs at 5.5 years rather than the 5 years used with the Leedham-Elvidge et  
al. (2018) data. Burkholder et al. (2022) primarily uses lifetime estimate for the compounds in question from the

2013 SPARC lifetime report (Ko et al., 2013), which relied upon kinetics and modelling data. There are two exceptions; HCFC-142b which used the lifetime estimate from Papanastasiou et al. (2018) and CCl<sub>4</sub> which used the 2016 SPARC report (Liang et al., 2016). It is worth noting that the stratospheric lifetimes of many compounds are subject to substantial uncertainty, which is something this paper hopes to improve.



**Figure 3: Plotting FRF at 3 years mean ages against Lifetime (yr) for mid latitude. FRFs, lifetimes, and lifetime uncertainties from (a) Leedham-Elvidge et al., (2018), and (b) Burkholder et al., (2022). With the exception of SF<sub>6</sub>, where the lifetime from Ray et al., (2017) is used. FRF uncertainties were derived from instrument precision and the uncertainty range generated by the bootstrapping procedure. Some compounds (notably SF<sub>6</sub>) have small enough uncertainty ranges that they are hard to distinguish. No uncertainty values were provided for CCl<sub>4</sub>'s lifetime estimate, so it is missing the y-error bar. Included in the plot are the 'power' trendline equation and R<sup>2</sup> value.**

315 In respect to how uncertainty is handled in the tracer method, this paper used two methods. In method 1, the 5n data set of lifetimes and FRFs (shown in Fig.3) was used to create a trendline and, using the FRF of our compound of interest as 'x', this was used to estimate the lifetime of that compound. The entire 5n data set trendline was bootstrapped (repeat draws again enabled), and the resulting lifetime estimates (2000 of them) were recorded. A mean, weighted by the frequency of each result, was calculated for the FRF of the compound

320 of interest as well as its uncertainty range (so FRF, FRF+ and FRF-, to one standard deviation), resulting in a mean, high and low estimate for lifetime, thus incorporating FRF uncertainty into the estimate.

However, using this method alone can result in an underestimation of the uncertainty range as lifetime uncertainties of the known species are not considered. So in addition method 2 was used, which followed the same procedure as method 1, however instead of using the FRF uncertainty range to generate the lifetime  
325 uncertainty range, we take the lowest and highest estimate of lifetime using the mean FRF. As with the procedure for estimating FRFs detailed before, the top and bottom 2.5% estimates were excluded, leaving 95% of all predictions, thus excluding extreme outliers.

Using methods 1 & 2 we have two sets of uncertainty estimates (i.e., from the power line bootstrapping and from the FRF uncertainty), which are independent from each other, so cannot be combined as the square  
330 root of the sum of squares, and instead must be added together. This means that these uncertainties reflect a) the uncertainties in the FRFs of the target species, b) FRFs at different ages of air, and c) lifetimes from different sources.

All methods have weaknesses. Models rely on parametrisations, and require accurate transport and chemistry inputs, which may be incomplete (Ko *et al.*, 2013). Satellites may be unable to resolve less abundant  
335 trace gases. Lab-based kinetics experiments may not be able to differentiate isomers (such as CFC-114/CFC-114a, see Vollmer *et al.*, (2018)). This paper uses a version of the tracer-mean age method, which does rely on some assumptions; notably that the lifetimes of the compounds used in this correlation are robust. It also relies on observational data being of high quality. While no method is perfect, expanding the range of methods used can cover gaps left by other methods, and build a more robust understanding of  
340 compound lifetimes.

### 3 Results

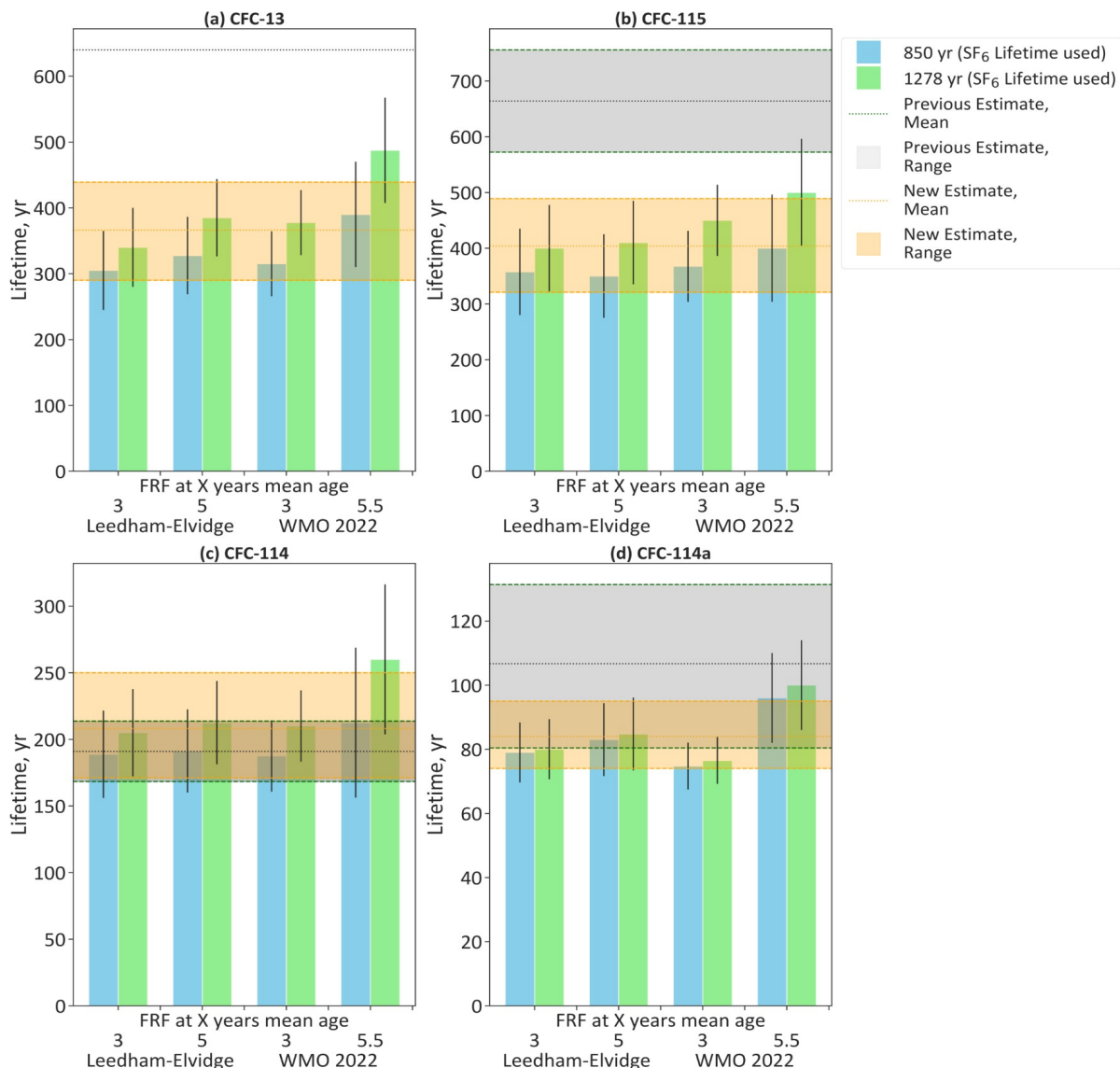
#### 3.1 Fractional Release Factors and Stratospheric Lifetime Estimates

345 Table 2 shows that the FRF at 3 years mean age for CFC-114a ( $0.313 \pm 0.015$ ) is similar to (but greater than) that of CFC-12 ( $0.24 \pm 0.000528$ ) (Engel *et al.*, 2018) (Table 1), which would constrain the CFC-114a lifetime to the lower end of the reported range. This is feasible: the CFC-12 lifetime is 102 years ( $\pm 15.5$  yr), while the CFC-114a lifetime is 82-133 years (Table 1). We can also compare CFC-114, whose FRF at 3 years mean age was found to be  $0.121 (\pm 0.007)$  and has an estimated lifetime of 191 years ( $\pm 23$  yr), to HCFC-22 which has an  
350 estimated FRF at 3 years mean age of 0.13, and lifetime of 129 (94-204) years in Leedham-Elvidge *et al.*, (2018) and 120 years in Burkholder *et al.*, (2022). Hence, HCFC-22 and CFC-114 have similar FRFs at 3 years mean age, and comparable lifetimes.

**Table 2: Fractional Release factors for this paper's compounds of interest. Includes both FRFs at 3 and 5 years mean ages, and their uncertainty range. Compared to previous time-independent FRF estimates from Engel *et al.*, (2018), as cited in Burkholder *et al.* (2022).**

Compound	FRF at 3 years Mean Age	FRF at 5 years Mean Age	Previous Estimates (FRF at 3 years Mean Age)
CFC-13	0.071 ( $\pm 0.003$ )	0.126 ( $\pm 0.003$ )	N/A
CFC-114	0.121 ( $\pm 0.007$ )	0.227 ( $\pm 0.012$ )	0.13 ( $\pm 0.00014$ )
CFC-114a	0.313 ( $\pm 0.015$ )	0.571 ( $\pm 0.026$ )	N/A
CFC-115	0.060 ( $\pm 0.002$ )	0.118 ( $\pm 0.005$ )	0.07 ( $\pm 0.00032$ )
SF <sub>6</sub>	0.029 ( $\pm 0.002$ )	0.046 ( $\pm 0.005$ )	N/A

355 In Table 2 we see that for the two compounds where we have previous estimates for FRF at 3 years mean age (CFC-114 and CFC-115), the newly derived estimates are lower than the previously derived estimates. For CFC-13 and CFC-114a, FRFs at 3 years mean age are not listed in Burkholder et al. (2022), so this data represents an expansion of our knowledge of these compounds.



360 **Figure 4: Newly estimated stratospheric lifetimes for each compound, using the correlation between FRF at X years mean age (3 or 5/5.5 years) and lifetimes of well-studied compounds taken either from Leedham-Elvidge et al., (2018) or Burkholder et al. (2022) (labelled as WMO 2022 in Figure). These are compared to previous lifetime estimates in Burkholder et al., (2022). Figure also includes the new average lifetime estimate for each compound and its range. Please note that the previous estimate range for CFC-114, lies within the newly derived estimate range. As the lifetime of SF<sub>6</sub> is disputed, two different correlations were used, one containing the lifetime estimates of 850 years from Ray et al., (2017), and one using the lifetime estimate of 1278 years from Kovács et al., (2017). Error bars are to 1 sigma uncertainty. Uncertainty range unavailable in Burkholder et al., (2022) for CFC-13.**

365 In Fig. 4, the newly estimated stratospheric lifetimes for both CFC-13 and CFC-115 are substantially lower than the previous estimates (see Table 1). This is outside the uncertainty for CFC-115 for all but one of the new estimates. This was the estimate based on Burkholder et al., (2022)'s data, an SF<sub>6</sub> lifetime of 1278 years, and FRFs at 5.5 years mean age. Which consistently produces the highest lifetime estimate for all compounds. No uncertainty was provided for the previous CFC-13 lifetime estimate, so we cannot definitively state this is outside the uncertainty range. However, this does strongly suggest that previous stratospheric lifetime estimates for these compounds are a significant overestimate.

370 The longer-lived CFC-13 and CFC-115 both showed greater variation in their estimated lifetime, depending on which SF<sub>6</sub> lifetime was used, when compared to the shorter-lived CFC-114 and CFC-114a. As can be seen in Fig. 3 a&b, SF<sub>6</sub> was the longest-lived compound in the correlation by a substantial margin. Without other compounds within this lifetime range, changes to its lifetime would have a more pronounced effect on estimated lifetimes of compounds with lifetimes between that of SF<sub>6</sub> and HCFC-142b (the longest lived of the

other compounds used in the correlation). As there were many compounds with comparatively shorter lifetimes, this portion of the trendline is better constrained, and so CFC-114 and CFC-114a would be less affected by which lifetime estimate for SF<sub>6</sub> was used. This is seen in Fig. 4 c&d as most lifetime estimates for CFC-114 and CFC-114a are within the range of their previous lifetime estimate (Table 1).

375

### 3.2 Ozone Depletion Potentials

The newly derived FRFs at 3 and 5 years mean age, and the newly derived lifetimes for these compounds were utilised to calculate ODPs (using Eq. 2), and the results can be seen in Table 3.

$$ODP_i = \left( \alpha n_{Br,i} + n_{Cl,i} \right) \frac{f_i}{f_{CFC_{11}}} \frac{\tau_i}{\tau_{CFC_{11}}} \frac{M_{CFC_{11}}}{M_i} \frac{1}{3}$$

*Equation 2*

380 Equation 2 is the equation for calculation of ODPs. Where *i* is the gas of interest;  $\alpha$  is the bromine efficiency factor (redundant in this case as the CFCs do not contain bromine), *n* is the number of chlorine (or bromine) atoms in the molecule; *f* is the FRF;  $\tau$  is the atmospheric lifetime (in this case the stratospheric steady-state lifetime); and *M* is the molecular weight. As with the lifetime uncertainty range described in section 2.4,  
 385 (see Table 4), including the mean, low and high estimates. Method 2 instead kept  $\tau$ , the same and varied *f*, using the mean, min and max values for FRF from Table 2. The resulting uncertainty was summed together, giving the ODP uncertainty range seen in Table 3.

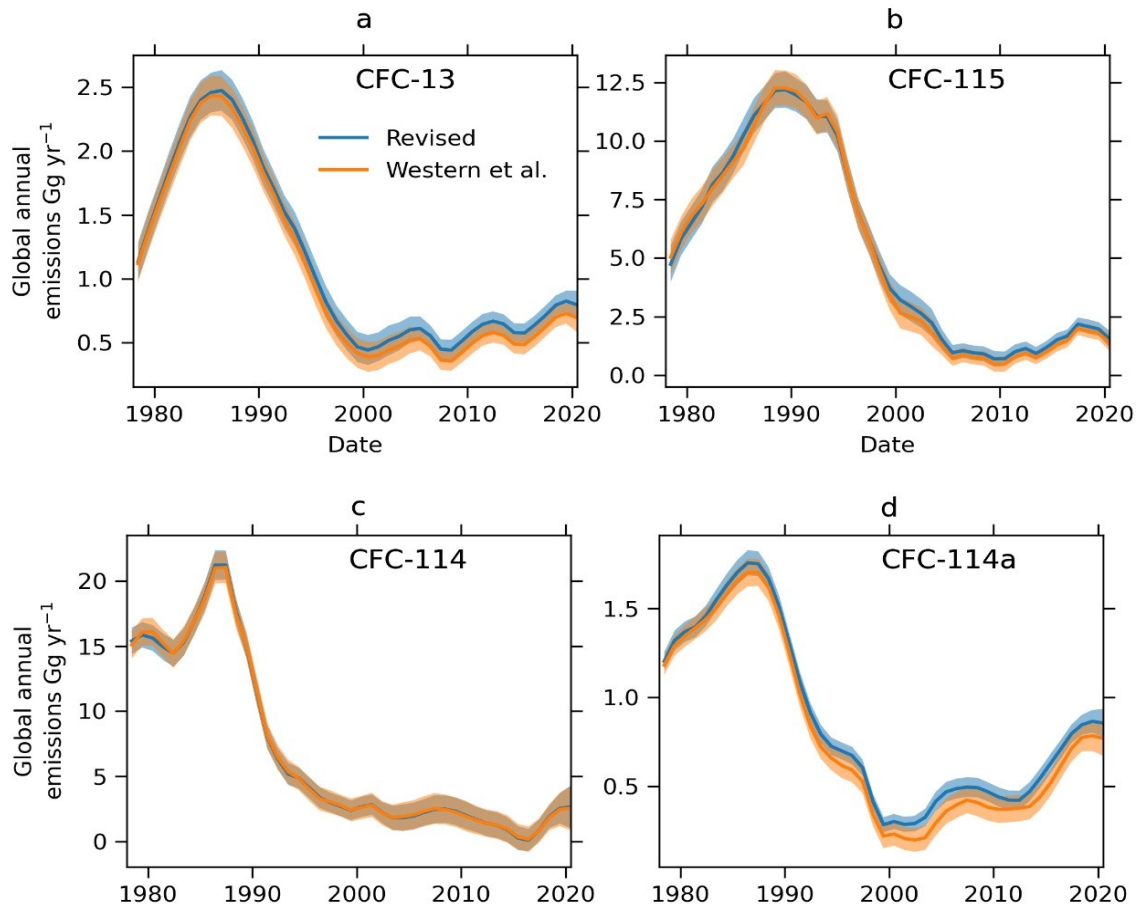
**Table 3: The compounds, their ODP values listed in Burkholder et al. (2022), and their newly estimated ODP values using FRFs at 3 and 5 years mean age.**

Compound	Burkholder et al., 2022	Newly estimated; using FRFs at 3 years mean age	Newly estimated; using FRFs at 5 years mean age
CFC-13	0.3	0.44 (0.36-0.52)	0.4 (0.31-0.49)
CFC-114	0.53 (±0.02)	0.52 (0.4-0.64)	0.5 (0.38-0.62)
CFC-114a	0.72	0.54 (0.47-0.61)	0.51 (0.42-0.6)
CFC-115	0.45 (±0.01)	0.28 (0.21-0.35)	0.28 (0.21-0.35)

390 ODPs derived using FRFs at 3 years and those using FRFs at 5 years agree within their respective uncertainty  
ranges, Of the newly derived ODPs, only those for CFC-114 overlap with those listed in Burkholder et al.  
(2022).

### 3.3 Effect on Emissions Estimates

395 If the stratospheric lifetimes of these compounds are significantly shorter than previously believed, then this  
would suggest that historic emissions must have been higher than previously estimated in order to account for  
the compounds' abundance. This paper includes updated data from Western et al. (2023), which used the lowest  
lifetime derived here (using Leedham-Elvidge et al., (2018) lifetime-FRF data, the 850 year lifetime for SF<sub>6</sub>, and  
FRFs at 3 years mean age), in order to demonstrate the maximum impact from the new lifetimes estimated in  
Fig. 4. The results can be seen in Fig. 5.



**Figure 5: The emissions estimates for all four compounds, showing the original emissions estimates from Western et al. (2023) and revised estimates that use the revised lifetime estimates derived from the Leedham-Elvidge et al., (2018) data, using FRFs at 3 years mean age and an SF<sub>6</sub> lifetime of 850 years.**

400

As expected, in Fig.5 we see that between 2000 and 2020, emission estimates are higher when using the revised lifetimes compared to the previously estimated lifetimes, with the exception of CFC-114 (whose lifetime estimate did not change significantly) (Fig. 4). This represented an increase in average emissions for CFC-13 of 17% ( $\pm 3\%$ ), CFC-114a of 20% ( $\pm 8\%$ ), and CFC-115 of 19% ( $\pm 5\%$ ). CFC-114 saw only a -0.07% change ( $\pm 8\%$ ). The uncertainty range is broad and overlaps for all compounds, however it is clear that longer stratospheric lifetimes would result in higher emissions.

405

The question remains whether these increased global emission estimates for CFC-13 and CFC-115 are due to release from long-term banks, or from new emissions. Estimates of bank emissions vary widely as they are estimated using different techniques which utilise incomplete or imprecise information (TEAP, 2009).

410 Lickley et al., (2022) argues that production assumptions for several CFCs (including CFC-115 but not CFC-13) have a low bias stemming from under-reporting, leading to published bank estimates that also have a low bias, and thus banks are likely to be larger than previously assumed. This is consistent with Fig. 5 where the decreased lifetimes estimated in section 3.1 resulted in greater estimated emissions.

415 Emissions from aluminium smelters (CFC-13) and impurities of CFC-115 in the refrigerant HFC-125 did not fully account for the lingering global emissions found in atmospheric observations. Western et al., (2023) found that CFC-115 emissions are probably the result of the production of hydrofluorocarbons, and that CFC-13 emissions can be the result of deliberate plasma arc destruction of CFC-12. Bourguet et al., (2024) argues that unreported feedstock production for HFCs may be responsible for higher than expected emissions of CFC-114 and CFC-115. Vollmer et al., (2018) and Western et al. (2023) found that growth rates for both  
420 CFC-13 and CFC-115 were significantly larger than would have been predicted based on zero emissions. Shorter lifetimes for these two compounds would require greater emissions than previously assumed in order to account for their atmospheric abundance, which is consistent with this paper's findings. Lickley et al., (2022) found a discrepancy for CFC-115 in which the modelled mole fraction increased through the simulation period (1960-2020), which is in contrast to observed real world mole fractions which were comparatively constant.  
425 This is qualitatively consistent with the results shown in Fig. 5, where emissions estimates using the new, shorter lifetime, are greater than those derived using the previously estimated lifetime.

#### 4 Conclusion

In this paper we used in situ data to investigate four relatively long-lived CFCs: CFC-13, CFC-114, CFC-114a, and CFC-115. These are important because due to their long lifetimes they will be present in the  
430 atmosphere longer and thus contribute to ozone depletion for longer. This paper presents newly derived (using in situ data) policy relevant metrics for these compounds (Table 4).

This study derived updated steady-state stratospheric lifetimes for these compounds (section 3.1), and in the case of CFC-13 and CFC-115 these were substantially lower than previous estimates. With such lower lifetimes, emissions for these compounds would need to be substantially greater in order to account for the  
435 compounds' abundance. Section 3.3 shows that this is indeed the case, with the greatest effect seen for the longer lived compounds (where the lifetimes have been more significantly revised). While this study suggests that emissions of CFC-13 and CFC-115 are likely to be higher than those previously estimated, at present it is not certain if these additional emissions are the result of long-term banks, or new production of the compounds, either deliberately, or as a by-product of other processes.

440 This paper also derives new FRFs and ODPs for these compounds using observational data. Section 3.1 presents newly derived FRFs; CFC-114 and CFC-115 were found to have lower FRFs than previously assumed (Burkholder et al., 2022). CFC-13 and CFC-114a did not have previously published FRFs, and therefore the results presented here address this gap. In terms of ODPs, section 3.2 found that of the compounds studied here, only CFC-114 had ODPs that overlapped Burkholder et al., (2022) within the uncertainties. CFC-13 had a larger  
445 ODP than previously estimated, while CFC-114a, and CFC-115 had smaller ODPs.

Emissions of the four long-lived CFCs discussed here have been increasing in recent years, despite a phase-out of the production of CFCs in 2010. The new metrics derived in this work will assist to further investigate the sources and impacts of these ongoing emissions. For example, Lickley et al., (2022) shows that long-term 'banks' are likely to be greater than previous estimates had suggested and indicates that production of  
450 ODSs was higher than previously reported. In order to accurately assess these banks, accurate lifetimes for the compounds of interest are required. The new estimates for lifetimes found in Table 4 along with the method for using in situ data to determine lifetime described in section 2.4 should aid in accounting for these banks. This in turn should assist in efforts to evaluate ongoing compliance with the Montreal Protocol.

**Table 4. The compounds, their newly estimated stratospheric lifetimes (yr), FRFs, and ODPs.**

Compound	Newly Estimated Stratospheric Lifetime, yr	Newly Estimated FRF, at 3 years mean age	Newly Estimated ODP, using FRF at 3 years mean age
CFC-13	366 (290-439)	0.071 ( $\pm 0.003$ )	0.44 (0.36-0.52)
CFC-114	208 (171-250)	0.121 ( $\pm 0.007$ )	0.52 (0.4-0.64)
CFC-114a	84 (74-95)	0.313 ( $\pm 0.015$ )	0.54 (0.47-0.61)
CFC-115	404 (321-489)	0.06 ( $\pm 0.002$ )	0.28 (0.21-0.35)

455

#### Data Availability

460 Data for this paper includes: The Cape Grim Observatory background trend (date and mixing ratio), as measured at UEA, for CFC-13, CFC-114, CFC-114a, and CFC-115. The mean ages, mixing ratios, and respective uncertainties for the four compounds studied, for all five Geophysica flights. The updated emissions estimates from Western et al., (2023) for all four compounds. This supplementary data can be found at: <https://zenodo.org/records/16736497>

#### 465 Author Contributions

ET wrote the article and conducted most of the analysis of the overall dataset. JCL, KEA, and ELE, conducted most of the sample measurements, and worked together with ET to calculate the mean ages and fractional release factors. JCL and WTS coordinated activities for the University of East Anglia (UEA) related to the StratoClim aircraft campaigns. PJF, RL and DEO organised the collection of samples from the Cape Grim  
470 Monitoring Station. TR coordinated the operation a whole air sampler on the research aircraft to collect the air samples used in this study. LMW calculated updated (from Western et al., (2023)) emissions estimates using this paper's newly estimated stratospheric lifetimes. JM and PK were the key contacts at AGAGE and contributed substantially to the scientific discussions surrounding this article, and the process of writing it. HB provided help in analysis of the dataset. Valuable comments on the manuscript were provided by all authors, in  
475 addition to helpful discussion and insights throughout the study process.

Competing interests; The authors declare that they have no conflict of interest.

#### 480 Acknowledgements

Financial support. This research has been supported by the European Research Council (grant no. EXC3ITE (678904)).

AGAGE is supported principally by the National Aeronautics and Space Administration (USA) grants to the Massachusetts Institute of Technology and the Scripps Institution of Oceanography.

485 The Kennaook/Cape Grim station is funded and managed by the Australian Bureau of Meteorology, with the scientific program jointly managed with the Commonwealth Scientific and Industrial Research Organisation (CSIRO). Support is also received from the Australian Department of Climate Change, Energy, the Environment and Water (DCCEEW), Refrigerant Reclaim Australia (RRA), the Australian Refrigeration Council (ARC), and through the NASA Upper Atmospheric Research Program award to MIT (80NSSC21K1369) with a sub-award  
490 to CSIRO for Kennaook/Cape Grim AGAGE activities.

The teamwork of the M-55 Geophysica pilots and crew, the campaign coordination team, and the other campaign participants and contributors is very gratefully acknowledged. The RECONCILE campaign was funded by the European Commission under the grant number RECONCILE-226365-FP7ENV-2008-1. The

495 ESSenCe campaign was funded through the ESA project PremierEx. The StratoClim flights were funded by the European Commission (FP7 project StratoClim-603557, [www.stratoclim.org](http://www.stratoclim.org)).

K.E.A. was funded by the UK Natural Environment Research Council through the EnvEast Doctoral Training Partnership (Grant NE/L002582/ 1). J.C.L. received funding from the UK Natural Environment Research Council (Research Fellowship NE/I021918/1) and ERC project EXC3ITE (EXC3ITE-678904-ERC-2015-STG).

## References

Adcock, K.E., Ashfold, M.J., Chou, C.C.-K., Gooch, L.J., Mohd Hanif, N., Laube, J.C., Oram, D.E., Ou-Yang, C.-F., Panagi, M., Sturges, W.T. and Reeves, C.E. (2020) 'Investigation of East Asian Emissions of CFC-11 Using Atmospheric Observations in Taiwan', *Environmental Science & Technology*, 54(7), pp. 3814–3822. Available at: <https://doi.org/10.1021/acs.est.9b06433>.

Adcock, K.E., Fraser, P.J., Hall, B.D., Langenfelds, R.L., Lee, G., Montzka, S.A., Oram, D.E., Röckmann, T., Stroh, F., Sturges, W.T., Vogel, B. and Laube, J.C. (2021) 'Aircraft-Based Observations of Ozone-Depleting Substances in the Upper Troposphere and Lower Stratosphere in and Above the Asian Summer Monsoon', *Journal of Geophysical Research: Atmospheres*, 126(1). Available at: <https://doi.org/10.1029/2020JD033137>.

Adcock, K.E., Reeves, C.E., Gooch, L.J., Leedham-Elvidge, E., Ashfold, M.J., Brenninkmeijer, C.A.M., Chou, C., Fraser, P.J., Langenfelds, R.L., Mohd Hanif, N., O'Doherty, S., Oram, D.E., Ou-Yang, C.F., Moi Phang, S., Abu Samah, A., Röckmann, T., Sturges, W.T. and Laube, J.C. (2018) 'Continued increase of CFC-113a (CCl<sub>3</sub>CF<sub>3</sub>) mixing ratios in the global atmosphere: Emissions, occurrence and potential sources', *Atmospheric Chemistry and Physics*, 18(7), pp. 4737–4751. Available at: <https://doi.org/10.5194/acp-18-4737-2018>.

Allin, S.J., Laube, J.C., Witrant, E., Kaiser, J., McKenna, E., Dennis, P., Mulvaney, R., Capron, E., Martinerie, P., Röckmann, T., Blunier, T., Schwander, J., Fraser, P.J., Langenfelds, R.L. and Sturges, W.T. (2015) 'Chlorine isotope composition in chlorofluorocarbons CFC-11, CFC-12 and CFC-113 in firn, stratospheric and tropospheric air', *Atmospheric Chemistry and Physics*, 15(12), pp. 6867–6877. Available at: <https://doi.org/10.5194/acp-15-6867-2015>.

Ashford, P., Clodic, D., McCulloch, A. and Kuijpers, L. (2004a) 'Emission profiles from the foam and refrigeration sectors comparison with atmospheric concentrations. Part 1: Methodology and data', in *International Journal of Refrigeration*. Elsevier Ltd, pp. 687–700. Available at: <https://doi.org/10.1016/j.ijrefrig.2004.07.025>.

Ashford, P., Clodic, D., McCulloch, A. and Kuijpers, L. (2004b) 'Emission profiles from the foam and refrigeration sectors comparison with atmospheric concentrations. Part 2: Results and discussion', in *International Journal of Refrigeration*. Elsevier Ltd, pp. 701–716. Available at: <https://doi.org/10.1016/j.ijrefrig.2004.08.003>.

Barreto & Howland (2010) *Introductory Econometrics: Using Monte Carlo Simulation with Microsoft Excel' Add-In*, Cambridge University Press; Har/Cdr edition. Available online at: <http://www3.wabash.edu/econometrics>. Cambridge University Press. Available at: <http://www3.wabash.edu/econometrics>.

Benish, S.E., Salawitch, R.J., Ren, X., He, H. and Dickerson, R.R. (2021) 'Airborne Observations of CFCs Over Hebei Province, China in Spring 2016', *Journal of Geophysical Research: Atmospheres*, 126(18). Available at: <https://doi.org/10.1029/2021JD035152>.

Bourguet, S. and Lickley, M. (2024) 'Bayesian modeling of HFC production pipeline suggests growth in unreported CFC by-product and feedstock production'. Available at: <https://doi.org/10.21203/rs.3.rs-4718479/v1>.

Brown, A.T., Volk, C.M., Schoeberl, M.R., Boone, C.D. and Bernath, P.F. (2013) 'Stratospheric lifetimes of CFC-12, CCl<sub>4</sub>, CH<sub>4</sub>, CH<sub>3</sub>Cl and N<sub>2</sub>O from measurements made by the Atmospheric Chemistry Experiment-Fourier Transform Spectrometer (ACE-FTS)', *Atmospheric Chemistry and Physics*, 13(14), pp. 6921–6950. Available at: <https://doi.org/10.5194/acp-13-6921-2013>.

Burkholder, J.B. and Hodnebrog, Ø. (2022) 'ANNEX - Summary of Abundances, Lifetimes, ODPs, REs, GWPs, and GTPs', *World Meteorological Organization (WMO). Scientific Assessment of Ozone Depletion: 2022, GAW*

Report No. 278, Geneva: World Meteorological Organization (WMO), pp. 435–492. Available at: <https://ozone.unep.org/science/assessment/sap> (Accessed: 11 June 2024).

Burkholder, J.B., Sander, S.P., Abbatt, J.P.D., Barker, J.R., Cappa, C., Crouse, J.D., Dibble, T.S., Huie, R.E., Kolb, C.E., Kurylo, M.J., Orkin, V.L., Percival, C.J., Wilmouth, D.M. and Wine, P.H. (2020) *Chemical Kinetics and Photochemical Data for Use in Atmospheric Studies Evaluation Number 19 NASA Panel for Data Evaluation*. Available at: <http://jpldataeval.jpl.nasa.gov/>.

Butchart, N., Scaife, A.A., Bourqui, M., Grandpré, J., Hare, S.H.E., Kettleborough, J., Langematz, U., Manzini, E., Sassi, F., Shibata, K., Shindell, D. and Sigmond, M. (2006) ‘Simulations of anthropogenic change in the strength of the Brewer-Dobson circulation’, *Climate Dynamics*, 27(7–8), pp. 727–741. Available at: <https://doi.org/10.1007/s00382-006-0162-4>.

Carpenter, L.J., Reimann, S., Burkholder, J.B., Clerbaux, C., Hall, B.D., Hossaini, R., Laube, J.C., Yvon-Lewis, S.A., Blake, D.R., Dorf, M., Dutton, G.S., Fraser, P.J., Froidevaux, L., Hendrick, F., Hu, J., Jones, A., Krummel, P.B., Kuijpers, L.J.M., Kurylo, M.J., Liang, Q., Mahieu, E., Mühle, J., O’doherly, S., Ohnishi, K., Orkin, V.L., Pfeilsticker, K., Rigby, M., Simpson, I.J. and Yokouchi, Y. (2014) *CHAPTER 1 Update on Ozone-Depleting Substances (ODSs) and Other Gases of Interest to the Montreal Protocol Update on ozone-depleting substances (ODSs) and other gases of interest to the Montréal protocol contents, Global Ozone Research and Monitoring Project-Report*. Montreal Protocol.

Cunnold, D.M., Prinn, R.G., Rasmussen, R.A., Simmonds, P.G., Alyea, F.N., Cardelino, C.A., Crawford, A.J., Fraser, P.J. and Rosen, R.D. (1986) ‘Atmospheric lifetime and annual release estimates for CFC<sub>13</sub> and CF<sub>2</sub>Cl<sub>2</sub> from 5 years of ALE data’, *Journal of Geophysical Research: Atmospheres*, 91(D10), pp. 10797–10817. Available at: <https://doi.org/10.1029/JD091ID10P10797>.

Davis, M.E., Bernard, F., McGillen, M.R., Fleming, E.L. and Burkholder, J.B. (2016) ‘UV and infrared absorption spectra, atmospheric lifetimes, and ozone depletion and global warming potentials for CCl<sub>2</sub>FCCL<sub>2</sub>F (CFC-112), CCl<sub>3</sub>CClF<sub>2</sub> (CFC-112a), CCl<sub>3</sub>CF<sub>3</sub> (CFC-113a), and CCl<sub>2</sub>FCF<sub>3</sub> (CFC-114a)’, *Atmospheric Chemistry and Physics*, 16(12), pp. 8043–8052. Available at: <https://doi.org/10.5194/acp-16-8043-2016>.

Engel, A., Bönisch, H., Ostermöller, J., Chipperfield, M.P., Dhomse, S. and Jöckel, P. (2018) ‘A refined method for calculating equivalent effective stratospheric chlorine’, *Atmospheric Chemistry and Physics*, 18(2), pp. 601–619. Available at: <https://doi.org/10.5194/acp-18-601-2018>.

Engel, A., M. Rigby, J.B. Burkholder, R.P. Fernandez, L. Froidevaux, B.D. Hall, R. Hossaini, T. Saito, M.K. Vollmer and Yao., B. (2018) *Update on Ozone-Depleting Substances (ODSs) and Other Gases of Interest to the Montreal Protocol, Chapter 1 in Scientific Assessment of Ozone Depletion: 2018*. Geneva: World Meteorological Organization (WMO).

Engel, A., Strunk, M., Müller, M., Haase, H.P., Poss, C., Levin, I. and Schmidt, U. (2002) ‘Temporal development of total chlorine in the high-latitude stratosphere based on reference distributions of mean age derived from CO<sub>2</sub> and SF<sub>6</sub>’, *Journal of Geophysical Research: Atmospheres*, 107(12). Available at: <https://doi.org/10.1029/2001jd000584>.

Fisher, D.A. and Midgley, P.M. (1993) *THE PRODUCTION AND RELEASE TO THE ATMOSPHERE OF CFCs 113, 114 and 115, Atmospheric Environment*, pp. 271–276.

Golombek, A. and Prinn, R.G. (1989) ‘Global Three-Dimensional Model Calculations of the Budgets and Present-Day Atmospheric Lifetimes of CF<sub>2</sub>ClCFC<sub>12</sub> (CFC-113) and CHClF<sub>2</sub> (CFC-22)’, *Geophysical Research Letters*, 16(10), pp. 1153–1156. Available at: <https://doi.org/10.1029/GL016i010p01153>.

Holton, J.R. (1990) ‘On the Global Exchange of Mass between the Stratosphere and Troposphere’, *J. Atmos. Sci.*, 47, pp. 392–395. Available at: [https://doi.org/10.1175/1520-0469\(1990\)047%3C0392:OTGEOM%3E2.0.CO;2](https://doi.org/10.1175/1520-0469(1990)047%3C0392:OTGEOM%3E2.0.CO;2).

Huang, X., Zhang, Y., Xue, L., Tang, J., Song, W., Blake, D.R. and Wang, X. (2021) ‘Constraining Emission Estimates of CFC-11 in Eastern China Based on Local Observations at Surface Stations and Mount Tai’, *Environmental Science & Technology Letters*, 8(11), pp. 940–946. Available at: <https://doi.org/10.1021/acs.estlett.1c00539>.

Johansson, S., Höpfner, M., Kirner, O., Wohltmann, I., Bucci, S., Legras, B., Friedl-Vallon, F., Glatthor, N., Kretschmer, E., Ungermann, J. and Wetzel, G. (2020) ‘Pollution trace gas distributions and their transport in the

Asian monsoon upper troposphere and lowermost stratosphere during the StratoClim campaign 2017', *Atmospheric Chemistry and Physics*, 20(23), pp. 14695–14715. Available at: <https://doi.org/10.5194/acp-20-14695-2020>.

Kaufmann, M., Blank, J., Friedl-Vallon, F., Gerber, D., Guggenmoser, T., M. Hoepfner, A. Kleinert, M. K. Sha, H. Oelhaf, M. Riese, O. Suminska-Ebersoldt, W. Woiwode, R. Siddans, B. Kerridge, B. Moyna, S. Rea, and M. Oldfield (2013) *ESSenCe-Final-Report*. Research Centre Jülich.

Kloss, C., Newland, M.J., Oram, D.E., Fraser, P.J., Brenninkmeijer, C.A.M., Röckmann, T. and Laube, J.C. (2014) 'Atmospheric abundances, trends and emissions of CFC-216ba, CFC-216ca and HCFC-225ca', *Atmosphere*, 5(2), pp. 420–434. Available at: <https://doi.org/10.3390/atmos5020420>.

Ko, M.K.W., Newman, P.A., Reimann, S. and Strahan, S.E. (2013) 'Stratosphere-troposphere Processes And their Role in Climate (SPARC) Report on the Lifetimes of Stratospheric Ozone-Depleting Substances, Their Replacements, and Related Species', *SPARC Report*, No. 6, p. 256 pp.

Ko, M.K.W., Sze, N.D. and Weisenstein, D.K. (1991) 'Use of satellite data to constrain the model-calculated atmospheric lifetime for N<sub>2</sub>O: implications for other trace gases', *Journal of Geophysical Research*, 96(D4), pp. 7547–7552. Available at: <https://doi.org/10.1029/91JD00273>.

Kouznetsov, R., Sofiev, M., Vira, J. and Stiller, G. (2020) 'Simulating age of air and the distribution of SF<sub>6</sub> in the stratosphere with the SILAM model', *Atmospheric Chemistry and Physics*, 20(9), pp. 5837–5859. Available at: <https://doi.org/10.5194/acp-20-5837-2020>.

Kovács, T., Feng, W., Totterdill, A., Plane, J.M.C., Dhomse, S., Gómez-Martín, J.C., Stiller, G.P., Haenel, F.J., Smith, C., Forster, P.M., García, R.R., Marsh, D.R. and Chipperfield, M.P. (2017) 'Determination of the atmospheric lifetime and global warming potential of sulfur hexafluoride using a three-dimensional model', *Atmospheric Chemistry and Physics*, 17(2), pp. 883–898. Available at: <https://doi.org/10.5194/acp-17-883-2017>.

Laube, J., Tegtmeier, S., Fernandez R.P., Harrison, J., Hu, L., Krummel, P., Mahieu, E., Park, S. and Western, L. (2022) 'Chapter 1: Update On Ozone-Depleting Substances (ODSs) And Other Gases Of Interest To The Montreal Protocol', *Scientific Assessment of Ozone Depletion: 2022, GAW Report No. 278*. Geneva: World Meteorological Organization (WMO), pp. 57–104.

Laube, J.C., Engel, A., Bönisch, H., Möbius, T., Sturges, W.T., Braß, M. and Röckmann, T. (2010) 'Fractional release factors of long-lived halogenated organic compounds in the tropical stratosphere', *Atmospheric Chemistry and Physics*, 10(3), pp. 1093–1103. Available at: <https://doi.org/10.5194/acp-10-1093-2010>.

Laube, J.C., Keil, A., Bönisch, H., Engel, A., Röckmann, T., Volk, C.M. and Sturges, W.T. (2013) 'Observation-based assessment of stratospheric fractional release, lifetimes, and ozone depletion potentials of ten important source gases', *Atmospheric Chemistry and Physics*, 13(5), pp. 2779–2791. Available at: <https://doi.org/10.5194/acp-13-2779-2013>.

Laube, J.C., Leedham-Elvidge, E.C., Adcock, K.E., Baier, B., Brenninkmeijer, C.A.M., Chen, H., Droste, E.S., Grooß, J.U., Heikkinen, P., Hind, A.J., Kivi, R., Lojko, A., Montzka, S.A., Oram, D.E., Randall, S., Röckmann, T., Sturges, W.T., Sweeney, C., Thomas, M., Tuffnell, E. and Ploeger, F. (2020) 'Investigating stratospheric changes between 2009 and 2018 with halogenated trace gas data from aircraft, AirCores, and a global model focusing on CFC-11', *Atmospheric Chemistry and Physics*, 20(16), pp. 9771–9782. Available at: <https://doi.org/10.5194/acp-20-9771-2020>.

Laube, J.C., Mohd Hanif, N., Martinerie, P., Gallacher, E., Fraser, P.J., Langenfelds, R., Brenninkmeijer, C.A.M., Schwander, J., Witrant, E., Wang, J.L., Ou-Yang, C.F., Gooch, L.J., Reeves, C.E., Sturges, W.T. and Oram, D.E. (2016) 'Tropospheric observations of CFC-114 and CFC-114a with a focus on long-term trends and emissions', *Atmospheric Chemistry and Physics*, 16(23), pp. 15347–15358. Available at: <https://doi.org/10.5194/acp-16-15347-2016>.

Lee, C., Martin, R.V., Van Donkelaar, A., Lee, H., Dickerson, R.R., Hains, J.C., Krotkov, N., Richter, A., Vinnikov, K. and Schwab, J.J. (2011) 'SO<sub>2</sub> emissions and lifetimes: Estimates from inverse modeling using in situ and global, space-based (SCIAMACHY and OMI) observations', *Journal of Geophysical Research Atmospheres*, 116(6). Available at: <https://doi.org/10.1029/2010JD014758>.

- Lee, K.O., Barret, B., Flochmoën, E.L., Tulet, P., Bucci, S., Von Hobe, M., Kloss, C., Legras, B., Leriche, M., Sauvage, B., Ravegnani, F. and Ulanovsky, A. (2021) 'Convective uplift of pollution from the Sichuan Basin into the Asian monsoon anticyclone during the StratoClim aircraft campaign', *Atmospheric Chemistry and Physics*, 21(5), pp. 3255–3274. Available at: <https://doi.org/10.5194/acp-21-3255-2021>.
- Leedham-Elvidge, E., Bönisch, H., Brenninkmeijer, C.A.M., Engel, A., Fraser, P.J., Gallacher, E., Langenfelds, R., Mühle, J., Oram, D.E., Ray, E.A., Ridley, A.R., Röckmann, T., Sturges, W.T., Weiss, R.F. and Laube, J.C. (2018) 'Evaluation of stratospheric age of air from CF<sub>4</sub>, C<sub>2</sub>F<sub>6</sub>, C<sub>3</sub>F<sub>8</sub>, CHF<sub>3</sub>, HFC-125, HFC-227ea and SF<sub>6</sub>; Implications for the calculations of halocarbon lifetimes, fractional release factors and ozone depletion potentials', *Atmospheric Chemistry and Physics*, 18(5), pp. 3369–3385. Available at: <https://doi.org/10.5194/acp-18-3369-2018>.
- Liang, Q., Newman, P.A.; and Reimann, S. (2016) 'SPARC Report on the Mystery of Carbon Tetrachloride'. Available at: <https://doi.org/10.3929/ethz-a-010690647>.
- Lickley, M., Daniel John, Fleming Eric, Reimann Stefan, and Solomon Susan (2022) 'Bayesian assessment of chlorofluorocarbon (CFC), hydrochlorofluorocarbon (HCFC) and halon banks suggest large reservoirs still present in old equipment', (April), pp. 1–13.
- Lickley, M., Solomon, S., Fletcher, S., Velders, G.J.M., Daniel, J., Rigby, M., Montzka, S.A., Kuijpers, L.J.M. and Stone, K. (2020) 'Quantifying contributions of chlorofluorocarbon banks to emissions and impacts on the ozone layer and climate', *Nature Communications*, 11(1). Available at: <https://doi.org/10.1038/s41467-020-15162-7>.
- Lickley, M.J., Daniel, J.S., McBride, L.A., Salawitch, R.J. and Velders, G.J.M. (2024) 'The return to 1980 stratospheric halogen levels: A moving target in ozone assessments from 2006 to 2022', *EGUsphere [preprint]*, [Preprint]. Available at: <https://doi.org/10.5194/egusphere-2024-1289>.
- Lin, Y., Gong, D., Lv, S., Ding, Y., Wu, G., Wang, H., Li, Y., Wang, Y., Zhou, L. and Wang, B. (2019) 'Observations of High Levels of Ozone-Depleting CFC-11 at a Remote Mountain-Top Site in Southern China', *Environmental Science & Technology Letters*, 6(3), pp. 114–118. Available at: <https://doi.org/10.1021/acs.estlett.9b00022>.
- Loeffel, S., Eichinger, R., Garny, H., Reddmann, T., Fritsch, F., Versick, S., Stiller, G. and Haenel, F. (2022) 'The impact of sulfur hexafluoride (SF<sub>6</sub>) sinks on age of air climatologies and trends', *Atmospheric Chemistry and Physics*, 22(2), pp. 1175–1193. Available at: <https://doi.org/10.5194/acp-22-1175-2022>.
- Mäder, J.A., Staehelin, J., Peter, T., Brunner, D., Rieder, H.E. and Stahel, W.A. (2010) 'Evidence for the effectiveness of the Montreal Protocol to protect the ozone layer', *Atmospheric Chemistry and Physics*, 10(24), pp. 12161–12171. Available at: <https://doi.org/10.5194/acp-10-12161-2010>.
- Minschwaner, K., Hoffmann, L., Brown, A., Riese, M. and Bernath, P.F. (2012) 'Stratospheric loss and atmospheric lifetimes of CFC-11 and CFC-12 derived from satellite observations', *Atmos. Chem. Phys. Discuss*, 12, pp. 28733–28764. Available at: <https://doi.org/10.5194/acpd-12-28733-2012>.
- Montzka, S.A., Butler, J.H., Elkins, J.W., Thompson, T.M., Clarke, A.D. and Lock, L.T. (1999) 'Present and future trends in the atmospheric burden of ozone-depleting halogens', *Nature* 1999 398:6729, 398(6729), pp. 690–694. Available at: <https://doi.org/10.1038/19499>.
- Murphy, A.B., Farmer, A.J.D., Horrigan, E.C. and McAllister, T. (2002) 'Plasma Destruction of Ozone Depleting Substances', *Plasma Chemistry and Plasma Processing*, 22(3), pp. 371–385. Available at: <https://doi.org/10.1023/A:1015365032020>.
- Newman, P.A., Daniel, J.S., Waugh, D.W. and Nash, E.R. (2007) 'A new formulation of equivalent effective stratospheric chlorine (EESC)', *Atmospheric Chemistry and Physics*, 7(17), pp. 4537–4552. Available at: <https://doi.org/10.5194/ACP-7-4537-2007>.
- Ostermöller, J., Bönisch, H., Jöckel, P. and Engel, A. (2017) 'A new time-independent formulation of fractional release', *Atmospheric Chemistry and Physics*, 17(6), pp. 3788–3797. Available at: <https://doi.org/10.5194/acp-17-3785-2017>.

- Papanastasiou, D.K., Beltrone, A., Marshall, P. and Burkholder, J.B. (2018) ‘Global warming potential estimates for the C<sub>1</sub>-C<sub>3</sub> hydrochlorofluorocarbons (HCFCs) included in the Kigali Amendment to the Montreal Protocol’, *Atmos. Chem. Phys.*, 18, pp. 6317–6330. Available at: <https://doi.org/10.5194/acp-18-6317-2018>.
- Park, S., Western, L.M., Saito, T., Redington, A.L., Henne, S., Fang, X., Prinn, R.G., Manning, A.J., Montzka, S.A., Fraser, P.J., Ganesan, A.L., Harth, C.M., Kim, J., Krummel, P.B., Liang, Q., Mühle, J., O’Doherty, S., Park, H., Park, M.K., Reimann, S., Salameh, P.K., Weiss, R.F. and Rigby, M. (2021) ‘A decline in emissions of CFC-11 and related chemicals from eastern China’, *Nature*, 590(7846), pp. 433–437. Available at: <https://doi.org/10.1038/s41586-021-03277-w>.
- Plumb, R.A. (2007) ‘Tracer interrelationships in the stratosphere’, *Reviews of Geophysics*, 45(4). Available at: <https://doi.org/10.1029/2005RG000179>.
- Plumb, R.A. and Ko, M.K.W. (1992) ‘Interrelationships between mixing ratios of long-lived stratospheric constituents’, *Journal of Geophysical Research*, 97(D9). Available at: <https://doi.org/10.1029/92JD00450>.
- Plumb, R.A. and Zheng, X. (1996) ‘Source determination from trace gas observations: An orthogonal function approach and results for long-lived gases with surface sources’, *Journal of Geophysical Research Atmospheres*, 101(13), pp. 18569–18585. Available at: <https://doi.org/10.1029/96jd00573>.
- Prather, M.J., Froidevaux, L. and Livesey, N.J. (2023) ‘Observed changes in stratospheric circulation: decreasing lifetime of N<sub>2</sub>O, 2005–2021’, *Atmospheric Chemistry and Physics*, 23(2), pp. 843–849. Available at: <https://doi.org/10.5194/acp-23-843-2023>.
- Prinn, R., Weiss, R., Arduini, J., Choi, H., Engel, A., Fraser, P., Ganesan, A., Harth, C., Hermansen, O., Kim, J., Krummel, P., Loh, Z., Lunder, C., Maione, M., Manning, A., Mitrevski, B., Mühle, J., O’Doherty, S., Park, S., Pitt, J., Reimann, S., Rigby, M., Saito, T., Salameh, P., Schmidt, R., Simmonds, P., Stanley, K., Stavert, A., Steele, P., Vollmer, M., Wagenhäuser, T., Wang, H., Wenger, A., Western, L., Yao, B., Young, D., Zhou, L. and Zhu, L. (2025) ‘The dataset of in-situ measurements of chemically and radiatively important atmospheric gases from the Advanced Global Atmospheric Gas Experiment (AGAGE) and affiliated stations’. NASA Langley Research Center (LaRC) Data Host Facility (DHF). Available at: <https://doi.org/10.60718/75D7-QE84>.
- Prinn, R.G., Weiss, R.F., Arduini, J., Arnold, T., Langley Dewitt, H., Fraser, P.J., Ganesan, A.L., Gasore, J., Harth, C.M., Hermansen, O., Kim, J., Krummel, P.B., Li, S., Loh, Z.M., Lunder, C.R., Maione, M., Manning, A.J., Miller, B.R., Mitrevski, B., Mühle, J., O’Doherty, S., Park, S., Reimann, S., Rigby, M., Saito, T., Salameh, P.K., Schmidt, R., Simmonds, P.G., Paul Steele, L., Vollmer, M.K., Wang, R.H., Yao, B., Yokouchi, Y., Young, D. and Zhou, L. (2018) ‘History of chemically and radiatively important atmospheric gases from the Advanced Global Atmospheric Gases Experiment (AGAGE)’, *Earth System Science Data*, 10(2), pp. 985–1018. Available at: <https://doi.org/10.5194/ESSD-10-985-2018>.
- Prinn, R.G., Weiss, R.F., Fraser, P.J., Simmonds, P.G., Cunnold, D.M., Alyea, F.N., O’Doherty, S., Salameh, P., Miller, B.R., Huang, J., Wang, R.H.J., Hartley, D.E., Harth, C., Steele, L.P., Sturrock, G., Midgley, P.M. and McCulloch, A. (2000) ‘A history of chemically and radiatively important gases in air deduced from ALE/GAGE/AGAGE’, *Journal of Geophysical Research: Atmospheres*, 105(D14), pp. 17751–17792. Available at: <https://doi.org/10.1029/2000JD900141>.
- Ravishankara, A.R., Solomon, S., Turnipseed, A.A. and Warren, R.F. (1993) ‘Atmospheric lifetimes of long-lived halogenated species’, *Science*, 259(5092), pp. 194–199. Available at: <https://doi.org/10.1126/SCIENCE.259.5092.194>.
- Ray, E.A., Moore, F.L., Elkins, J.W., Rosenlof, K.H., Laube, J.C., Röckmann, T., Marsh, D.R. and Andrews, A.E. (2017) ‘Quantification of the SF<sub>6</sub> lifetime based on mesospheric loss measured in the stratospheric polar vortex’, *Journal of Geophysical Research*, 122(8), pp. 4626–4638. Available at: <https://doi.org/10.1002/2016JD026198>.
- Rigby, M., Park, S., Saito, T., Western, L.M., Redington, A.L., Fang, X., Henne, S., Manning, A.J., Prinn, R.G., Dutton, G.S., Fraser, P.J., Ganesan, A.L., Hall, B.D., Harth, C.M., Kim, J., Kim, K.R., Krummel, P.B., Lee, T., Li, S., Liang, Q., Lunt, M.F., Montzka, S.A., Mühle, J., O’Doherty, S., Park, M.K., Reimann, S., Salameh, P.K., Simmonds, P., Tunnicliffe, R.L., Weiss, R.F., Yokouchi, Y. and Young, D. (2019) ‘Increase in CFC-11 emissions from eastern China based on atmospheric observations’, *Nature*, 569(7757), pp. 546–550. Available at: <https://doi.org/10.1038/s41586-019-1193-4>.

- Rigby, M., Prinn, R.G., O'Doherty, S., Montzka, S.A., McCulloch, A., Harth, C.M., Mühle, J., Salameh, P.K., Weiss, R.F., Young, D., Simmonds, P.G., Hall, B.D., Dutton, G.S., Nance, D., Mondeel, D.J., Elkins, J.W., Krummel, P.B., Steele, L.P. and Fraser, P.J. (2013) 'Re-evaluation of the lifetimes of the major CFCs and CH<sub>3</sub>CCl<sub>3</sub> using atmospheric trends', *Atmospheric Chemistry and Physics*, 13(5), pp. 2691–2702. Available at: <https://doi.org/10.5194/ACP-13-2691-2013>.
- Solomon, S., Mills, M., Heidt, L.E., Pollock, W.H. and Tuck, A.F. (1992) 'On the evaluation of ozone depletion potentials', *Journal of Geophysical Research: Atmospheres*, 97(D1), pp. 825–842. Available at: <https://doi.org/10.1029/91JD02613>.
- Strunk, M., Engel, A., Schmidt, U., Volk, C.M., Wetter, T., Levin, I. and Glatzel-Mattheier, H. (2000) 'CO<sub>2</sub> and SF<sub>6</sub> as stratospheric age tracers: Consistency and the effect of mesospheric SF<sub>6</sub>-loss', *Geophysical Research Letters*, 27(3), pp. 341–344. Available at: <https://doi.org/10.1029/1999GL011044>.
- TEAP (2009) 'Montreal Protocol on substances that deplete the ozone layer, UNEP, Technology and Economic Assessment Panel task force decision xx/8 report "Assessment of alternatives to HCFCs and HFCS and update of the TEAP 2005 supplement report data"'.  
<https://www.teap.unep.org/2009/xx/8/>
- Tuffnell, E. (2025) 'Supplementary data for: Observationally-derived Fractional Release Factors, Ozone Depletion Potentials, and Stratospheric Lifetimes of Four Long-Lived CFCs: CFC-13 (CClF<sub>3</sub>), CFC-114 (C<sub>2</sub>Cl<sub>2</sub>F<sub>4</sub>), CFC-114a (CF<sub>3</sub>CCl<sub>2</sub>F), and CFC-115 (C<sub>2</sub>ClF<sub>5</sub>)'. Zenodo. Available at: <https://doi.org/10.5281/ZENODO.16736497>.
- UNEP (2016) *United Nations Environment Programme (UNEP): Twenty-Eighth Meeting of the Parties to the Montreal Protocol on Substances that Deplete the Ozone Layer*. Kigali.
- UNEP (2017) *Handbook for the Montreal Protocol on Substances that Deplete the Ozone Layer*. Eleventh Edition. United Nations Environment Programme.
- Vollmer, M.K., Young, D., Trudinger, C.M., Mühle, J., Henne, S., Rigby, M., Park, S., Li, S., Guillevic, M., Mitrevski, B., Harth, C.M., Miller, B.R., Reimann, S., Yao, B., Steele, L.P., Wyss, S.A., Lunder, C.R., Arduini, J., McCulloch, A., Wu, S., Rhee, T.S., Wang, R.H.J., Salameh, P.K., Hermansen, O., Hill, M., Langenfelds, R.L., Ivy, D., O'Doherty, S., Krummel, P.B., Maione, M., Etheridge, D.M., Zhou, L., Fraser, P.J., Prinn, R.G., Weiss, R.F. and Simmonds, P.G. (2018) 'Atmospheric histories and emissions of chlorofluorocarbons CFC-13, CFC-114, and CFC-115', *Atmospheric Chemistry and Physics*, 18(2), pp. 979–1002. Available at: <https://doi.org/10.5194/acp-18-979-2018>.
- Von Hobe, M., Bekki, S., Borrmann, S., Cairo, F., D'Amato, F., Di Donfrancesco, G., Dörnbrack, A., Ebersoldt, A., Ebert, M., Emde, C., Engel, I., Ern, M., Frey, W., Genco, S., Griessbach, S., Groß, J.-U., Gulde, T., Günther, G., Hösen, E., Hoffmann, L., Homonnai, V., Hoyle, C.R., Isaksen, I.S.A., Jackson, D.R., János, I.M., Jones, R.L., Kandler, K., Kalicinsky, C., Keil, A., Khaykin, S.M., Khosrawi, F., Kivi, R., Kuttippurath, J., Laube, J.C., Lefèvre, F., Lehmann, R., Ludmann, S., Luo, B.P., Marchand, M., Meyer, J., Mitev, V., Mollerker, S., Müller, R., Oelhaf, H., Olschewski, F., Orsolini, Y., Peter, T., Pfeilsticker, K., Piesch, C., Pitts, M.C., Poole, L.R., Pope, F.D., Ravagnani, F., Rex, M., Riese, M., Röckmann, T., Rognerud, B., Roiger, A., Rolf, C., Santee, M.L., Scheibe, M., Schiller, C., Schlager, H., Siciliani de Cumis, M., Sitnikov, N., Søvde, O.A., Spang, R., Spelten, N., Stordal, F., Sumińska-Ebersoldt, O., Ulanovski, A., Ungermann, J., Viciani, S., Volk, C.M., vom Scheidt, M., von der Gathen, P., Walker, K., Wegner, T., Weigel, R., Weinbruch, S., Wetzell, G., Wienhold, F.G., Wohltmann, I., Woiwode, W., Young, I.A.K., Yushkov, V., Zobrist, B. and Stroh, F. (2013) 'Reconciliation of essential process parameters for an enhanced predictability of Arctic stratospheric ozone loss and its climate interactions (RECONCILE): activities and results', *Atmospheric Chemistry and Physics*, 13(18), pp. 9233–9268. Available at: <https://doi.org/10.5194/acp-13-9233-2013>.
- Waugh, D.W., Strahan, S.E. and Newman, P.A. (2007) 'Sensitivity of stratospheric inorganic chlorine to differences in transport', *Atmospheric Chemistry and Physics*, 7(18), pp. 4935–4941. Available at: <https://doi.org/10.5194/acp-7-4935-2007>.
- Western, L.M., Vollmer, M.K., Krummel, P.B., Adcock, K.E., Crotwell, M., Fraser, P.J., Harth, C.M., Langenfelds, R.L., Montzka, S.A., Mühle, J., O'Doherty, S., Oram, D.E., Reimann, S., Rigby, M., Vimont, I., Weiss, R.F., Young, D. and Laube, J.C. (2023) 'Global increase of ozone-depleting chlorofluorocarbons from 2010 to 2020', *Nature Geoscience*, 16(4), pp. 309–313. Available at: <https://doi.org/10.1038/s41561-023-01147-w>.