

CLEOCleo: The Numerical Methods of a New Superdroplet Model including a Droplet Breakup Algorithm (v0.52.0)

Clara J.A. Bayley^{1,2}, Ann Kristin Naumann^{1,3,4}, Florian Poydenot³, Raphaela Vogel³, Bjorn Stevens¹, and Shin-Ichiro Shima⁵

¹Max-Planck-Institut für Meteorologie, Hamburg, Germany

²International Max Planck Research School on Earth System Modelling, Hamburg, Germany

³Meteorologisches Institut, Universität Hamburg, Hamburg, Germany

⁴Ludwig-Maximilians-Universität München, Munich, Germany

⁵Graduate School of Information Science, University of Hyogo, Kobe, Japan

Correspondence: Clara J.A. Bayley (clara.bayley@mpimet.mpg.de)

Abstract. The numerical methods of conventional Eulerian, [bulk and bin](#), models have obscured our fundamental understanding of cloud microphysics and introduced artificial uncertainties. In contrast, the Super-Droplet [Model-Method](#) (SDM) provides a transparent link between model and theory, and remedies the numerical artifacts that hindered decades of cloud modelling. In light of its numerous advantages we've created a novel SDM for warm-cloud microphysics called [CLEOCleo](#), with the goal of making it feasible to run Large-Eddy Simulations (LES) with SDM in domains large enough to resolve shallow mesoscale cloud organisation $\Theta(100\text{km})\mathcal{O}(100\text{km})$. Here we document the microphysics grounding [CLEOCleo](#) and how it is translated into numerical methods, with the intention of assisting the physical interpretation of future LES and comparison with observations. We highlight subtle but important points where we differ from existing SDMs: in how we model the ventilation effect on evaporation, and how we account for uncertainty in our knowledge of droplet collisions. As well as modelling collision-coalescence, we propose a low-cost extension to the original SDM algorithm which adds both collisional rebound and breakup. We demonstrate [CLEOCleo](#)'s capabilities with known test-cases for condensation/evaporation, collisions between droplets, and droplet motion, including an integrated test using the 1-D Kinematic Driver framework. [CLEOCleo](#) can therefore now be used stand-alone, one-way coupled for piggybacking, or two-way coupled for LES, as a fully-functioning SDM capable of representing all the main microphysical processes driving warm-clouds.

15 **1 Introduction**

Substantial differences exist between conventional Eulerian models for cloud microphysics. Excessive degrees of freedom within one- and two-moment bulk schemes, the least expensive of existing microphysics models, allow for varying definitions of condensate categories, as well as the parametrisations for how they interact with one another, and their assumed size distributions (e.g. [Khain et al., 2015](#)) ([Khain et al., 2015](#)). Increasing in sophistication, even the most conventional spectral bin schemes still vary in how they define condensate categories and their parametrisations. They also introduce differences in nu-

merical implementations, for example to tackle numerical diffusion (Morrison et al., 2020), such that even if two bin schemes solve the same equations they could calculate different results. These differences matter for more than just microphysics.

The differences between conventional Eulerian, bulk and bin, models have a wide-range of macrophysical ramifications. In global storm resolving models (e.g. Miyakawa et al., 2014; Bretherton, 2015), only changing fall velocity parameters in one- and two- moment bulk schemes can substantially alter the relationship between moisture and convection, which has consequences for the Madden–Julian oscillation and the radiation balance of the entire atmosphere (Suematsu et al., 2021; Takasuka et al., 2024; Naumann et al., 2025). Varying definitions of condensate size distributions in bulk schemes are also problematic because they alter shallow-cloud fraction and albedo, even in non-precipitating clouds, and their underlying assumptions ~~are inconsistent with even the most basic kinematic processes (Igel and van den Heever, 2017a, b)~~, regarding the functional form of each distribution and distinguishing between “rain” and “cloud” condensates, are known to be inconsistent with observations and with bin scheme models of cloud microphysical processes (e.g. Igel and van den Heever, 2017a, b; Igel, 2019; Igel et al., 2022). When Large-Eddy Simulations (LES) and observations are compared, differing precipitation patterns are frequently attributed to differences in microphysics schemes (e.g. Ackerman et al., 2009; King et al., 2015; Schulz and Stevens, 2023), and bin schemes ~~are~~ have been shown to be just as disparate as bulk ones (vanZanten et al., 2011; King et al., 2015; Schulz and Stevens, 2023) (vanZanten et al., 2011; Hu and Igel, 2023; Hill et al., 2023). Indeed there is extensive literature showing the many ways in which microphysics can appreciably ~~effect~~ affect larger-scale dynamics (e.g. Barnes and Garstang, 1982; Hagos et al., 2018; Jian et al., 2021; Gasparini et al., 2023), and thus as long as there are differences between microphysics schemes we can expect there to be differences in macrophysical outcomes. Differences inevitably arise from gaps in our knowledge of cloud microphysics, however, the differences highlighted above are not caused by knowledge gaps, but rather by “model uncertainty”, uncertainty inherent to *the way* that conventional Eulerian cloud microphysics models represent what we already understand (Grabowski et al., 2019; Morrison et al., 2020).

The Super-Droplet ~~Model (SDM; Shima et al., 2009)~~ ~~eradicates the biggest sources of conventional model uncertainty.~~ SDM Method (SDM; Shima et al., 2009) is a Lagrangian particle ~~model for method for modelling~~ cloud microphysics where the condensate population is ~~modelled~~ represented by “superdroplets”. Superdroplets have the same properties as real condensates as well as an extra one, the multiplicity, which states how many real condensate particles that superdroplet ~~represents.~~ ~~SDM therefore makes~~ stands for. In a somewhat analogous way to bulk schemes where the accuracy of the condensate size distributions is bounded by the number of moments, and to bin schemes where it is bounded by the number of bins, it is the number of superdroplets which limit the accuracy of SDM. The major limitation of SDM is its computational cost, both in terms of its memory consumption and its number of computations, which presumably is the reason that LES using SDM have so far been limited to domains $\mathcal{O}(10\text{ km})$ or smaller (to the best of our knowledge, the largest LES with SDM to-date are Sato et al. (2017); Chandrakar et al. (2021); Matsushima et al. (2023) and Yin et al. (2024)). Historically, Lagrangian particle-based microphysics schemes have struggled computationally (e.g. Jacobson, 2005; Simmel and Wurzler, 2006) whilst bin and bulk schemes have advanced not only cloud process understanding but also numerical weather and climate prediction in ways that would not otherwise have been possible, by working within the computational constraints of the time (Khain et al., 2015; Morrison et al., 20 . Nevertheless, advances in high-performance computing combined with SDM’s embarrassingly parallel algorithms, make

SDM a promising model for cloud microphysics on current and upcoming computer architectures (Shima et al., 2009; Grabowski et al., 2019), potentially changing the perception that Lagrangian particle-based cloud microphysics is too computationally expensive.

Part of what makes SDM appealing is that SDM eradicates the biggest sources of conventional model uncertainty. Whilst SDM is not free of modelling assumptions and hence still suffers from its own sources of model uncertainty (Hill et al., 2023),
60 SDM makes no assumptions about condensate categories or size distributions unlike bulk schemes, and it does not suffer from same intrinsic problems as bin schemes, such as numerical diffusion and the “curse of dimensionality” (Grabowski et al., 2019).
In the same way the accuracy of the condensate size distributions is bounded by the number of moments in a bulk scheme, and the number of bins in a bin scheme, it is the number of superdroplets which limit the accuracy of SDM. However SDM
Furthermore, SDM has an important convergence property. As the number of superdroplets increases, a simulation tends to-
65 wards what we expect from explicit individual particle simulations (Shima et al., 2009), and the mean of many simulations of its collision-coalescence algorithm approaches the solution to the Smoluchowski equation (Smoluchowski, 1916). This is in stark contrast to bulk and bin-schemes, where increasing refinement does not converge to a generic solution because the field-based description of particles has conceptual and numerical flaws (Grabowski et al., 2019; Morrison et al., 2020). Moreover, the, and
also to bin schemes which model collisions by solving the Smoluchowski equation directly. Bulk schemes therefore suffer from
70 the limitations of that equation; namely its mean-field approximation assumes that the locations of differently sized droplets are uncorrelated (Gillespie, 1972), even though this is only variably true (Dziekan and Pawlowska, 2017; Morrison et al., 2020), and prevents modelling “lucky drops” which may be crucial for precipitation onset (Telford, 1955; Kostinski and Shaw, 2005; Dziekan and
. In SDM, the stochastic collision-coalescence algorithm does not make these assumptions and can represent lucky drops (Dziekan and Pawlowska, 2017; Li et al., 2022). Finally, the link between our fundamental (particle-based) understanding of
75 microphysical processes and their representation in SDM is clear and direct clearer and more direct than in Eulerian microphysics models, meaning that variations between SDMs hold a strong-stronger relation to differences in our understanding of the underlying physics.

We have created a novel computational implementation of SDM, CLEO, for a simplistic Cleo. Our goal is to make a
simplistic, ordinary representation of warm-cloud microphysics according to SDM which is well-suited to high-performance
80 computers. Consequently we hope to make SDM feasible for large-enough-domain LES to resolve the interactions between warm-cloud microphysics and shallow mesoscale cloud organisation $\mathcal{O}(100\text{ km})$. In the companion to this paper we described the fundamental computational design of our SDM and its computational performance (Bayley et al., 2025). In this paper we document CLEO-Cleo’s numerical methods for warm-cloud microphysics and demonstrate their behaviour in known test-cases. Since the link between the numerical methods and fundamental theory is so clear in SDM, by carefully describing our
85 numerical methods we assist the physical interpretation of studies using CLEO-Cleo and comparisons with other microphysics models.

CLEO-Cleo models all the major microphysical processes of warm-clouds: condensation/evaporation, collisions between droplets and droplet motion. Most of the methods are already found in the literature, but in addition to documenting which of those CLEO-Cleo adopts, we highlight particular novelties of our approaches and explain how the flexibility we incorporated
90 reflects the uncertainties in our current understanding of warm-cloud microphysics. More specifically, we clarify the methods

of Shima et al. (2009) and Matsushima et al. (2023) for modelling condensation/evaporation and extend them to include ventilation effects. For collision between droplets, [CLEO-Cleo can use the original collision-coalescence algorithm according to Shima et al. \(2009\), however Cleo also](#) facilitates various definitions for the collision kernel and the outcome of collisions between droplets. The breakup of raindrops as a consequence of collisions is included in de Jong et al. (2023a) and Bringi et al. (2020), but is neglected by the majority of SDMs (and some bulk and bin microphysics schemes), despite the fact it could be an important influence on the rate of evaporation in downdraughts (Stevens and Seifert, 2008; Morrison and Milbrandt, 2011; Morrison et al., 2012; Seifert and Heus, 2013; Planche et al., 2019). [CLEO-Cleo](#) therefore offers an extended version of the Shima et al. (2009) collision-coalescence algorithm to permit the study of rebound and breakup.

In this paper the i^{th} superdroplet is defined by its spatial coordinates, \mathbf{x}_i , its multiplicity, ξ_i , and its attributes, \mathbf{a}_i , wherein R_i and $M_{s,i}$ are its radius and its mass of solute (aerosol), respectively. The total mass of each superdroplet is given by

$$M_{T,i} = M_{s,i} \left(1 - \frac{\rho_l}{\rho_{s,i}}\right) + \frac{4}{3} \pi \rho_l R_i^3, \quad (1)$$

to account for the solute's volume whilst neglecting its change due to dissolution, where ρ_l and $\rho_{s,i}$ are the densities of liquid water and the solute, respectively. \mathbf{a}'_i symbolises \mathbf{x}_i as well as all the superdroplet's intensive attributes, for example $\rho_{s,i}$.

[CLEO-Cleo's numerical methods for microphysics and superdroplet-droplet motion are found in Sections 2 to 4, and their validations; Section 5 details how Cleo couples to a host dynamical driver; and the verifications of Cleo's numerical methods](#) are found in Section [??-6. Within Sections 2 to 4](#), Section 2 describes how [CLEO-Cleo](#) models condensation/evaporation, including ventilation effects and an adaptive sub-time-stepping algorithm; Section 3 explains how we have extended the collision-coalescence algorithm of Shima et al. (2009) to include a framework for collisional breakup and rebound; and Section 4 explains how [CLEO-determines superdroplet-Cleo determines \(super-\)droplet](#) motion.

110 2 Condensation/Evaporation

We use Köhler theory to describe droplet growth due to evaporation/condensation, but also account for the enhancement of evaporation of moving droplets by including a ventilation factor. The change of the i^{th} superdroplet's radius, R_i , is therefore

$$R_i \frac{dR_i}{dt} = f_v \frac{(S-1) - \frac{a}{R_i} + \frac{b}{R_i^3}}{F_k + F_d}, \quad (2)$$

where f_v is the ventilation factor; S is the ambient saturation ratio of the grid-box; F_k and F_d are, respectively, the heat conductivity and vapour diffusion factors; $\frac{a}{R_i}$ represents the effect of curvature on the saturation at a droplet's surface; and $\frac{b}{R_i^3}$ accounts for the reduction in water vapour pressure due to the presence of solute. We use the same formulations for F_k , F_d , a and b as in Shima et al. (2009) (Köhler, 1936; Rogers and Yau, 1989). Supersaturation fluctuations caused by sub-grid-scale turbulence are not taken into account.

We obtain the ventilation factor, f_v , by fitting the curve

$$120 \quad f_v(R) = 1 + \left(\frac{1}{\alpha_1 R^{\beta_1}} + \frac{1}{\alpha_2 R^{\beta_2}} \right)^{-1} \quad (3)$$

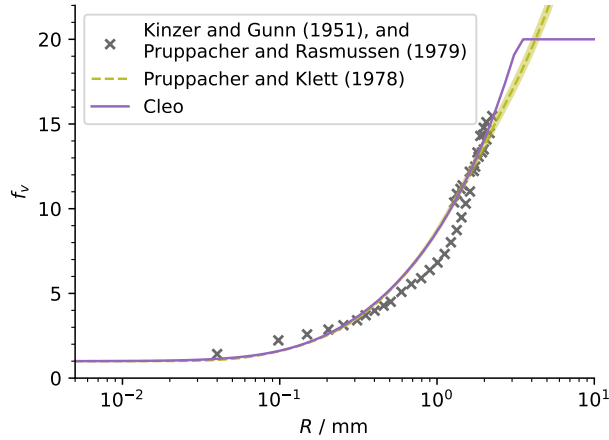


Figure 1. The ventilation factor we use in [CLEO-Cleo](#) compared to the experimental data from Kinzer and Gunn (1951), and Pruppacher and Rasmussen (1979), and compared to the fit to the data from Pruppacher and Klett (1978) at $T = (288.15 \pm 15.00)$ K in a standard atmosphere.

to the curve from Pruppacher and Klett (1978), such that $\alpha_1 = 6.954 \times 10^7 \text{ m}^{-\beta_1}$, $\alpha_2 = 1.069 \times 10^3 \text{ m}^{-\beta_2}$, $\beta_1 = 1.963$, $\beta_2 = 0.702$. This gives similar values as Pruppacher and Klett (1978) (given the terminal velocity parametrisation from Pruppacher and Klett, 1978) but makes the size dependence more explicit whilst neglecting the small dependence of f_v on pressure variations. Additionally we constrain $f_v \leq 20.0$ to reflect the fact that droplets with a radius larger than approximately 3 mm have the same terminal velocity (see also Figure 6). As shown in Figure 1, f_v is negligible for droplets with radii less than about 0.1 mm, but can increase the evaporation rate of large droplets by an order of magnitude.

Careful consideration of the numerical methods for integrating equation 2 is required because this ordinary differential equation is stiff. We use an implicit Euler method with a Newton-Raphson root-finding algorithm similar to Shima et al. (2009) to ensure stability when integrating the modified version of the ODE in Equation 2. Our method saves computational cost by permitting a comparatively large default time-step ($\Delta t_{\text{cond}} \sim 1$ s) and very often keeping the number of Newton-Raphson iterations below three. Explicitly, given the time-step for condensation/evaporation, Δt_{cond} , and the notation $R_i(t^n) = R_i^n$, we make the approximation $f_v(R) \approx f_v(R_i^n)$ and let $f_v(R_i^n) = f_v$, the ODE is discretised as

$$0 = \frac{Z - (R_i^n)^2}{\Delta t_{\text{cond}}} - \frac{2f_v[(S-1) - aZ^{-1/2} + bZ^{-3/2}]}{F_k + F_d}; \quad (4)$$

where $Z = (R_i^{n+1})^2$. The Newton-Raphson method is then used to find the real positive root of the polynomial,

$$g(Z) = \frac{Z - (R_i^n)^2}{\Delta t_{\text{cond}}} - \frac{2f_v[(S-1) - aZ^{-1/2} + bZ^{-3/2}]}{F_k + F_d}; \quad (5)$$

such that the radius of each superdroplet at the subsequent time-step is given by $R_i^{n+1} = +\sqrt{Z}$ when $g(Z) = 0$. We use $g(Z)$ rather than the higher order polynomial in terms of $+\sqrt{Z}$ because it converges more rapidly — in fact in the limit $a = b = 0$, the Newton-Raphson method can find the true root of Equation 5 with one iteration. A reasonable initial guess close to the true

140 solution for $g(Z) = 0$ can make convergence fast and so we choose our first guess for Z to be $(R_i^n)^2$ unless $S > 1 + \sqrt{\frac{4a^3}{27b}}$, in which case the superdroplet is already activated and we make the initial guess very large: at least 10^{-6} m^2 .

There are [upto-up to](#) three real roots of $g(Z)$ and so we must ensure that the genuine solution for R_i^{n+1} is converged upon. If the droplet was previously and is currently un-activated, and in an environment with a supersaturation less than its activation supersaturation, i.e. if

$$S \leq 1 + \sqrt{\frac{4a^3}{27b}}, \quad \text{and} \quad R_i^n < \sqrt{\frac{3b}{a}}, \quad (6)$$

145 then the uniqueness of the solution to $g(Z) = 0$ is guaranteed. Likewise, if the time-step is small enough,

$$\Delta t_{\text{cond}} \leq \frac{25b(F_k + F_d)}{2a^2 f_v} \sqrt{\frac{5b}{a}}, \quad (7)$$

uniqueness is guaranteed (as in Matsushima et al. (2023) modulo the ventilation factor). In either of these cases we attempt two iterations of the Newton-Raphson method and then perform a standard local error test for convergence, whereby the method has converged if $g(Z) < \alpha + \beta g(R_i^n)^2$ for some absolute and relative tolerances, α and β , respectively¹. R_i^{n+1} has been
 150 found if the test passes, whereas if it fails we perform further iterations and check for convergence after each one. However, to prevent parasitic cases from running for infinite time, the simulation is terminated if a chosen maximum number of iterations is exceeded¹. When neither condition for a unique solution is met adaptive [time-stepping-sub-time-stepping](#) is performed, whereby Δt_{cond} is divided into sub-steps which each obey the second criteria for uniqueness. It is highly improbable but these sub-steps can be extremely small (Matsushima et al., 2023). We therefore allow a minimum sub-step to be set in order to reduce
 155 the cost of the simulation but at the risk of finding the incorrect solution for R_i^{n+1} .

Condensation/Evaporation: Limitations

In attempting to be computationally efficient and relatively concise, Cleo's representation of condensation/evaporation is less easily modified than it's representation of collisions and droplet motion. Whilst Cleo provides multiple options for the choice of terminal velocity (Section 4) and collision outcomes and probability calculations, as well as the ability to
 160 easily incorporate new ones (Section 3), Cleo's condensation/evaporation algorithm is comparatively inflexible. This reflects the greater consensus in modelling condensation/evaporation in contrast to the large uncertainty in droplet collisions and the multitude of acceptable droplet terminal velocity parametrisations in the literature. However, this means that unlike for example PySDM, Cleo has a fixed definition of its ventilation coefficient, arguably the most uncertain aspect of the ODE for condensation/evaporation. It also currently does not support a parametrised version of CCN activation, for example Twomey
 165 CCN activation as done by Grabowski et al. (2018), or a different numerical method for solving the condensation/evaporation ODE (e.g. as in Dziekan et al., 2019). Again in comparison to PySDM, Cleo does not provide between different parametrisations of thermodynamic formulae, for example for calculating supersaturation, conductivity or diffusion factors, or specific/latent heat capacities. (Nonetheless, if it were desired, a user could always change these fixed formulae or algorithms directly in the source code.)

¹By default we choose $\alpha = 0.01$ and $\beta = 0.0$, and the maximum number of iterations as 50.

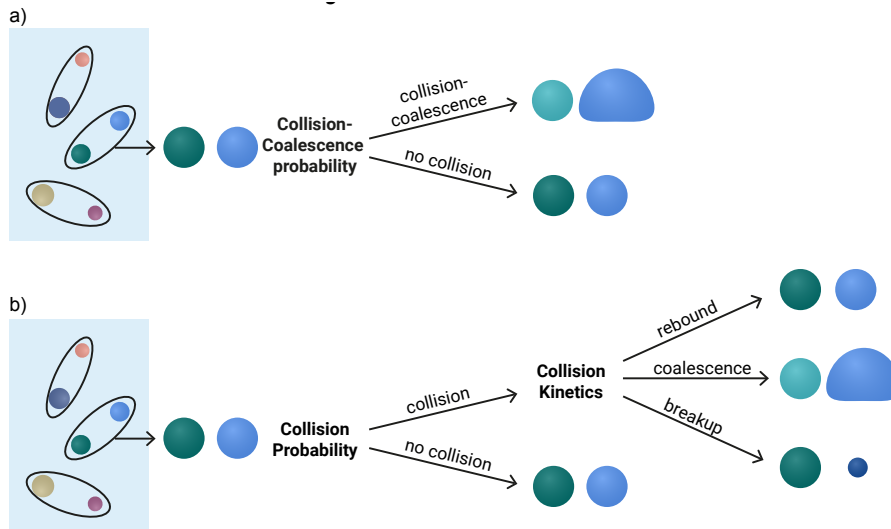


Figure 2. a) Schematic of the original collision-coalescence algorithm from Shima et al. (2009). b) The extended collision algorithm including breakup and rebound as well as coalescence. A lightening/darkening of a superdroplet indicates a decrease/increase in its multiplicity.

170 Additionally we do not account for any local perturbation in the environment around each superdroplet; they all experience the same grid-box values of thermodynamics and winds (Section 5), and Cleo’s current representation of aerosols is crude, following Shima et al. (2009), unlike some SDMs which have since incorporated multiple aerosols and aerosol chemistry (Jaruga and Pawlowska, 2018; Bartman et al., 2022b).

3 Collisions

175 Modelling collisions between droplets in CLEO-Cleo can be done with or without collisional breakup and rebound. Collisional breakup during rainfall has been observed in situ and has been suggested as an important control on the timing and intensity of rain in LES (Seifert et al., 2005; Testik and Rahman, 2017). Since breakup converts large droplets into significantly smaller ones, its effect on the higher moments of the droplet size distribution can be appreciable (e.g. McFarquhar, 2004) (references in Morrison et al., 2020)(e.g. Hu and Srivastava, 1995; McFarquhar, 2004; Stevens and Seifert, 2008; Straub et al., 2010; Morrison et al., 2012).

180 . This motivates two alternative treatments for collisions in CLEO-Cleo, schematised in Figure 2, which are:

- (a) the original algorithm of Shima et al. (2009) which models only collision-coalescence,
- (b) the extended algorithm which also includes rebound and breakup.

In both treatments, the steps to determine whether or not a collision occurs is the same as in Shima et al. (2009). All the superdroplets in a grid-box are first randomly paired with one-another. Then for each pair the probability that they collide is compared to a random number, ϕ_α , to determine whether or not a collision is enacted. The probability that two superdroplets

185

collide, p_α , is the probability that two real droplets collide, P_{jk} , scaled by a factor dependent on the superdroplets' multiplicities. Usually P_{jk} can be calculated given a collision kernel, K_{jk} , as

$$P_{jk} = K_{jk} \frac{\Delta t_{\text{coll}}}{\Delta V}, \quad (8)$$

for a pair of droplets j and k , where Δt_{coll} and ΔV are the collision time interval and volume, respectively (Shima et al., 190 2009). The probability two superdroplets collide is then

$$p_\alpha = \max(\xi_j, \xi_k) \frac{n_s(n_s - 1)/2}{\lfloor n_s/2 \rfloor} P_{jk}, \quad (9)$$

where n_s is the number of superdroplets in the collision volume, ΔV .

CLEO-Cleo defines the collision probability flexibly to make it easy to switch between different formulations of P_{jk} . There are large uncertainties in determining the collision probability of a pair of superdroplets' because the collision kernel is so poorly constrained. As such, several formulations for K_{jk} exist, which differ for example in their treatment of turbulence (e.g. Long, 1974; Hall, 1980; Ayala et al., 2008). The ~~calculation for function to calculate~~ P_{jk} in **CLEO-Cleo** can therefore be changed before compilation as long as it ~~obeys the C++20 concept, (ISO, 2020) (see also Bayley et al., 2025); we prescribe for the collision probability~~ still obeys a set of technical constraints on the function's signature (defined by a C++20 concept (ISO, 2020); see also . There are two P_{jk} calculations implemented at the time of writing: one for Golovin's kernel (Golovin, 1963), and the other for the hydrodynamic kernel with the formulation for the terminal velocity from Simmel et al. (2002) and collision efficiencies from Long (1974), as also done by Grabowski and Wang (2009). There is no default calculation for the collision probability in Cleo, the user must always specify it during compilation.

If a collision occurs, treatments (a) and (b) differ in their outcome. In the original algorithm, coalescence is assumed and the superdroplets are updated as in Section 3.1. Whereas if a collision occurs in the extended algorithm, the last step of the original collision-coalescence algorithm is modified as shown in Figure 2b. Rather than assuming a successful collision of two superdroplets results in coalescence, the attributes of the original superdroplets are used to determine if the collision causes rebound, coalescence, or breakup. We then modify the superdroplets to reflect the appropriate outcome: as in Section 3.1 for coalescence and as in Section 3.2 for breakup. In the event of rebound, the superdroplets remain unchanged.

CLEO-Cleo has several options for how the attributes of colliding superdroplets determine whether the outcome of the extended algorithm is rebound, coalescence, or breakup. This is physically motivated since properties of droplets, such as their velocities, shapes, and masses, determine whether a collision has sufficient energy to result in coalescence or breakup instead of rebound, but exactly how such properties determine the outcome of a collision is disputed. Our algorithm can therefore easily interchange various formulations from the literature, at the time of writing from Low and List (1982a), ~~Testik et al. (2011)~~ Testik (2009) combined with Straub et al. (2010), and Szakáll and Urbich (2018).

As an example, Figure 3 demonstrates how the outcome of a collision is determined based on ~~Testik et al. (2011)~~. There Testik (2009) combined with Straub et al. (2010). Let the pair of droplets j and k be re-labelled small, S , and large, L , based on their radii, R_S and R_L , respectively. Then, according to Testik (2009), there are three possible regimes depending on the magnitude of the collision kinetic energy, T_E , relative to the surface tension energy of the smaller and larger droplet, S_S and

S_L , respectively (Testik, 2009) respectively. Using the definitions:

$$220 \quad R_S = \min(R_j, R_k), \quad (10)$$

$$R_L = \max(R_j, R_k), \quad (11)$$

$$T_E = \frac{2}{3} \pi \rho_l \frac{R_j^3 R_k^3}{R_j^3 + R_k^3} \frac{R_S^3 R_L^3}{R_S^3 + R_L^3} |\mathbf{v}_{S,\infty} - \mathbf{v}_{L,\infty}|^2, \quad (12)$$

$$S_i = 4\pi\sigma_l R_i^2 \text{ for } i \in \{S, R_S = \min(R_j, R_k), R_L = \max(R_j, R_k)\}, \quad (13)$$

where ρ_l is the density and σ_l is the surface tension of liquid water, these three regimes are:

- 225
1. when $T_E < S_S$ either coalescence or rebound occurs,
 2. when $S_S < T_E < S_L$ either coalescence or breakup occurs,
 3. when $T_E > S_L$ breakup occurs.

In regimes 1 and 2 a coalescence efficiency, $E_c \in [0, 1]$, gives is required to give the probability two droplets coalesce, $P_{c,jk}$, given that they collided, i.e. $P_{c,jk} = E_c P_{jk}$. Here, we use the parametrisation for E_c is as argued for by Straub et al. (2010),

230 namely that

$$E_c = e^{-1.15W}, \quad (14)$$

where the Weber number, $W = \frac{T_E}{S_c}$, and $S_c = 4\pi\sigma_l (R_S^3 + R_L^3)^{2/3}$, as argued for by Straub et al. (2010). Unlike $S_c = 4\pi\sigma_l (R_j^3 + R_k^3)^{2/3}$.

In this example and similarly to de Jong et al. (2023a), we ~~rescale the original random number which was used to determine that a collision occurred rather than~~ draw a new random number, $\phi'_\alpha = \phi_\alpha / (|p_\alpha| - p_\alpha)$, and then ϕ'_α and we compare ϕ'_α with E_c to decide if the collision results in coalescence or the alternative. In general however, the outcome of a collision in Cleo does not need to depend on a second random number, it can instead be calculated from the superdroplet attributes or by rescaling the original random number.

235

3.1 Coalescence

The change in attributes of a pair of superdroplets that undergo coalescence follows Shima et al. (2009) and is illustrated in

240 Figure 4.

Given a pair of superdroplets (j, k) we can choose without loss of generality the multiplicity of the j^{th} superdroplet to be at least as large as that of the k^{th} , i.e. $\xi_j \geq \xi_k$. The permitted number of consecutive coalescence events, $\tilde{\gamma}_\alpha$, is then used to determine how the superdroplet attributes are changed to enact coalescence. To calculate $\tilde{\gamma}_\alpha$, we compare p_α to the random number ϕ_α as well as the multiplicities of the superdroplets since

$$245 \quad \gamma_\alpha = \begin{cases} \lfloor p_\alpha \rfloor + 1 & \text{if } \phi_\alpha < p_\alpha - \lfloor p_\alpha \rfloor, \\ \lfloor p_\alpha \rfloor & \text{if } \phi_\alpha \geq p_\alpha - \lfloor p_\alpha \rfloor; \end{cases} \quad (15)$$

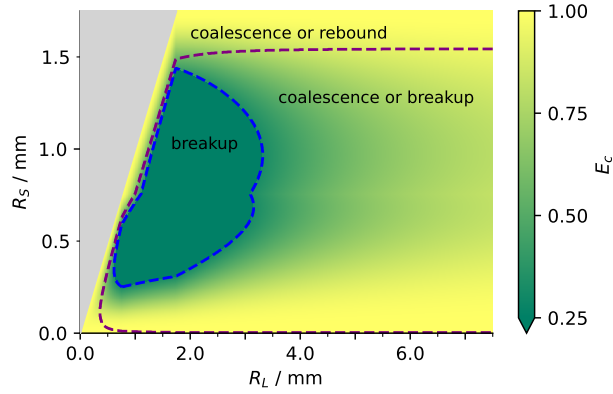


Figure 3. The probability, based on [Testik et al. \(2011\)](#) [Testik \(2009\)](#) combined with [Straub et al. \(2010\)](#), for whether a collision between two droplets results in coalescence, rebound or breakup. [Inside](#) [According to Testik \(2009\)](#), inside the blue dashed contour it is certain that a collision results in breakup, between the blue and purple contours it may result in coalescence or breakup, and outside the purple contour it may result in coalescence or rebound. The colour gives the coalescence efficiency, in other words the probability of coalescence given that a collision occurs, according to [Straub et al. \(2010\)](#).

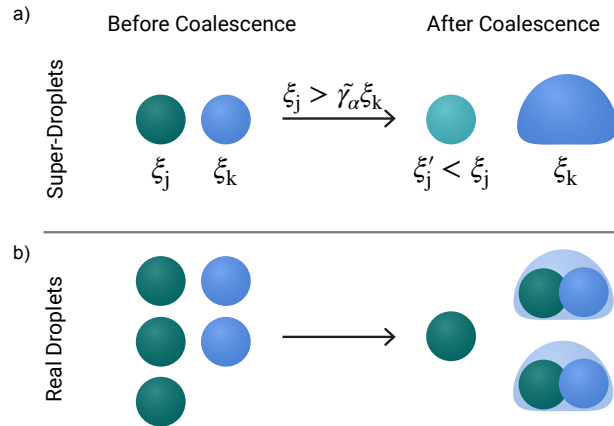


Figure 4. Coalescence as in [Shima et al. \(2009\)](#). a) The superdroplet representation of coalescence whereby the multiplicity of the more multiplicitous droplet decreases to increase the size of the other superdroplet. A lightening/darkening of a superdroplet indicates a decrease/increase in its multiplicity. b) The real droplet equivalent of the superdroplets above when $\xi_j = 3$, $\xi_k = 2$ and $\tilde{\gamma}_\alpha = 1$.

$$\tilde{\gamma}_\alpha = \min(\gamma_\alpha, \lfloor \xi_j / \xi_k \rfloor). \quad (16)$$

There are then two possible scenarios which enact coalescence:

(a) if $\xi_j > \tilde{\gamma}_\alpha \xi_k$, the less multiplicitous superdroplet grows by consuming $\tilde{\gamma}_\alpha \xi_k$ droplets from the other superdroplet,

$$250 \quad \xi'_j = \xi_j - \tilde{\gamma}_\alpha \xi_k, \quad \xi'_k = \xi_k, \quad (17)$$

$$R'_j = R_j, \quad R'_k = (\tilde{\gamma}_\alpha R_j^3 + R_k^3)^{1/3}, \quad (18)$$

$$M'_{s,j} = M_{s,j}, \quad M'_{s,k} = (\tilde{\gamma}_\alpha M_{s,j} + M_{s,k}), \quad (19)$$

255

$$\mathbf{a}'_j = \mathbf{a}'_j, \quad \mathbf{a}'_k = \mathbf{a}'_k; \quad (20)$$

(b) otherwise $\xi_j = \tilde{\gamma}_\alpha \xi_k$, and rather than ending up with $\xi'_j = 0$ both superdroplets are used to represent coalesced droplets,

$$\xi'_j = \lfloor \xi_k / 2 \rfloor, \quad \xi'_k = \xi_k - \xi'_j, \quad (21)$$

$$260 \quad R'_j = R'_k = (\tilde{\gamma}_\alpha R_j^3 + R_k^3)^{1/3}, \quad (22)$$

$$M'_{s,j} = M'_{s,k} = (\tilde{\gamma}_\alpha M_{s,j} + M_{s,k}), \quad (23)$$

$$\mathbf{a}'_j = \mathbf{a}'_j, \quad \mathbf{a}'_k = \mathbf{a}'_k; \quad (24)$$

265 In the exceptional case that $\xi'_j = 0$, we currently choose to terminate the simulation rather than remove the superdroplet. We do this because terminating the simulation rather than removing the superdroplet simplifies our algorithms and we do not expect this case to occur in the simulations of mesoscale cloud organisation which Cleo is intended for (which would only contain superdroplets with very large multiplicities). In a future version of Cleo we may amend our algorithms to make Cleo also suitable for simulations of superdroplets with $\mathcal{O}(1)$ multiplicities.

270 3.2 Breakup

To keep the computational advantages of the original SDM collision algorithm, the fragments created from one breakup event are represented by a single superdroplet. In reality, collisional breakup results in a spectrum of different fragments whose likelihood depends on the two droplets that collided. However the number of simulated particles must be unchanged during

collisions to ensure SDM is manageable, and thus the fragments from breakup must all have the same attributes. Ideally these
 275 would be randomly sampled from a known fragment distribution, as in de Jong et al. (2023a) and Bringi et al. (2020). However
 observations of these distributions are limited by both resolution and the undersampling of initial droplet sizes (Low and List,
 1982a, b; Schlotke et al., 2010; Prat et al., 2012; Szakáll and Urbich, 2018).

Given the acute shortage of empirical data and our desire for high computational performance, our algorithm does not
 randomly sample a known fragment distribution. Instead the properties describing the fragments from collisional breakup,
 280 ξ_{frag} , R_{frag} and $M_{s,\text{frag}}$, are determined by the initial superdroplet attributes. We provide several ways for how to do this in
 CLEO; for example, one way asserts mass conservation and that the number of fragments depends on a collision's kinetic
 energy based on Schlotke et al. (2010), as detailed in Appendix A. Such a method does not seek to reproduce the measured
 fragment distributions, but rather pursue an overtly simple approach with the intention of exploring whether and how breakup
 could impact observables such as rain evaporation rates and radar reflectivity signals (e.g. Morrison et al., 2020; Niebaum et al.,
 285 2025).

Two previous papers have introduced a collisional breakup algorithm into SDM (Bringi et al., 2020; de Jong et al., 2023a).
 Unlike the breakup algorithm in McSnow (Bringi et al., 2020), we ensure the conservation of superdroplet number and thus
 computational tractability. Our algorithm is similar to that of pySDM (de Jong et al., 2023a), but with two adjustments.
 Firstly, although the step to determine if a collision does or does not occur is always probabilistic (Section 3), in general
 290 whether a collision then results in rebound, coalescence, or breakup ~~is deterministic~~ in our algorithm ~~, whereas does not~~
have to depend on drawing a new random number, whereas in de Jong et al. (2023a) an additional probabilistic step is used in
~~de Jong et al. (2023a) always used~~. Secondly, in the event of breakup we avoid a recursive algorithm by prohibiting multiple
 breakup events in a single time-step. In the original algorithm of Shima et al. (2009), consecutive coalescence events can be
 enacted in a single time-step via the factor for the permitted number of consecutive coalescence events, $\tilde{\gamma}_\alpha$. Allowing con-
 295 secutive coalescence rests on the assumption that after the first coalescence event(s) the droplets are similar enough that the
 coalescence probability is approximately unchanged, meaning the collision probability and its outcome do not need recal-
 culation before subsequent events. In our breakup algorithm we make the opposite assumption: that after a single breakup event
 there is negligible probability of the resultant droplets undergoing further collisional breakup with one-another and thus only
 one breakup event can occur per time-step ($\tilde{\gamma}_\alpha = 1$). This is a reasonable assumption for the ~~$\Theta(1s)$~~ $\mathcal{O}(1s)$ time-step required
 300 for collision-coalescence and is a necessary reduction to the computational cost of the algorithm in large simulations.

The change in superdroplets that undergo collisional breakup is illustrated in Figure 5 and has two cases analogous to
 coalescence:

- (a) if $\xi_j \neq \xi_k$, we can choose without loss of generality $\xi_j > \xi_k$ such that ξ_k droplets from the more multiplicitous superdroplet
 are involved in the breakup with the other superdroplet,

$$305 \quad \xi'_j = \xi_j - \xi_k, \quad \xi'_k = \xi_{\text{frag}}, \quad (25)$$

$$R'_j = R_j, \quad R'_k = R_{\text{frag}}, \quad (26)$$

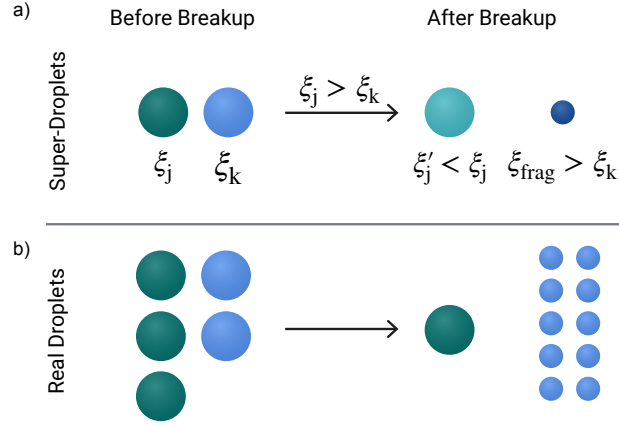


Figure 5. a) The superdroplet representation of breakup decreases the multiplicity of the more multiplicitous droplet to fragment the other droplet. A lightening/darkening of a superdroplet indicates a decrease/increase in its multiplicity. b) The real droplet equivalent of the superdroplets above when $\xi_j = 3$, $\xi_k = 2$, and $\xi_{\text{frag}} = 10$.

$$M'_{s,j} = M_{s,j}, M'_{s,k} = M_{s,\text{frag}}, \quad (27)$$

310

$$\mathbf{a}'_j = \mathbf{a}'_j, \mathbf{a}'_k = \mathbf{a}'_k; \quad (28)$$

(b) if $\xi_j = \xi_k$, both superdroplets are used to represent the result of breakup,

$$\xi'_j = \text{round}(\xi_{\text{frag}}/2), \xi'_k = \xi_k - \text{round}(\xi_{\text{frag}}/2), \quad (29)$$

315

$$R'_j = R'_k = R_{\text{frag}}, \quad (30)$$

$$M'_{s,j} = M'_{s,k} = M_{s,\text{frag}}, \quad (31)$$

$$\mathbf{a}'_j = \mathbf{a}'_j, \mathbf{a}'_k = \mathbf{a}'_k; \quad (32)$$

320 [Collisions: Limitations](#)

Cleo also has certain limitations related to its representation of collisions. Our decision to follow the original collision algorithm of Shima et al. (2009) means we are restricted to using a linear sampling for superdroplet pairs (although this is unlikely to be an issue; Dziobek et al., 2019), and we do not implement any sub-time-stepping during collisions — for example as done in the latest version of PySDM (de Jong et al., 2023b). Terminating the simulation if superdroplet multiplicities reach zero during coalescence also makes Cleo currently unsuitable for modelling superdroplets with $\mathcal{O}(1)$ multiplicities.

4 Droplet Motion

We use a simple predictor-corrector method to model superdroplet motion. One of the most computationally expensive parts to Lagrangian microphysics is the motion of particles throughout the domain (Matsushima et al., 2023; Bayley et al., 2025). However, since a superdroplet’s location is not the true location of the droplets it represents, there is no imperative to precisely resolve a superdroplet’s position. Indeed looking at the conceptual picture of SDM, perhaps the most suitable choice for superdroplet motion would be probabilistic, similar to Curtis et al. (2017). However, we save expense by choosing Heun’s method, a second-order predictor-corrector method, with a simple linear interpolation of the wind velocity. This method by construction preserves the divergence of the flow field, and gives physically consistent results at a 1 s time-step (Grabowski et al., 2018).

In summary, we integrate the equation for the coordinates \mathbf{x}_i of the i^{th} superdroplet,

$$\frac{d\mathbf{x}_i(t)}{dt} = \mathbf{u}_i(\mathbf{x}_i, t), \quad (33)$$

where the superdroplet’s velocity, $\mathbf{u}_i(\mathbf{x}_i, t)$, is

$$\mathbf{u}_i(\mathbf{x}_i, t) = \mathbf{w}(\mathbf{x}_i, t) + \mathbf{v}_{i,\infty}(\mathbf{x}_i), \quad (34)$$

and $\mathbf{v}_{i,\infty}(\mathbf{x}_i) = -v_{i,\infty}(\mathbf{x}_i)\hat{\mathbf{z}}$ is the superdroplet’s terminal velocity, and $\mathbf{w}(\mathbf{x}_i, t)$ is the wind velocity, obtained by simple linear interpolation of the wind velocity at a grid-box’s faces. In CLEO-Cleo the terminal velocity is defined by a C++20 concept so, analogously to the collision probability (Section 3), by a set of technical constraints on the signature of the function which calculates it (using a C++20 concept (ISO, 2020); see also Bayley et al., 2025), meaning that different formulations can be easily interchanged (ISO, 2020) (see also Bayley et al., 2025). Also analogously to the collision probability, there is also no default calculation for the terminal velocity in Cleo, the user must always specify which one to use during compilation.

The options currently available are depicted in Figure 6. Using the notation $\mathbf{x}_i(t^n) = \mathbf{x}_i^n$, and the time-step for superdroplet motion, Δt_m , the predicted coordinates at the subsequent time-step are

$$\tilde{\mathbf{x}}_i^{n+1} = \mathbf{x}_i^n + \mathbf{u}_i^n(\mathbf{x}_i^n) \Delta t_m, \quad (35)$$

which are corrected to

$$\mathbf{x}_i^{n+1} = \mathbf{x}_i^n + [\mathbf{u}_i^n(\tilde{\mathbf{x}}_i^{n+1}) + \mathbf{u}_i^n(\mathbf{x}_i^n)] \frac{\Delta t_m}{2}. \quad (36)$$

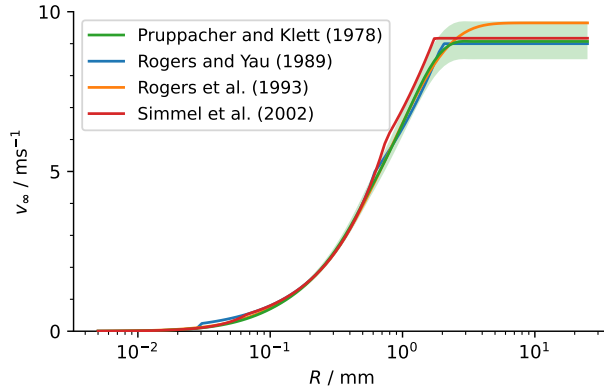


Figure 6. The formulations for terminal velocity currently available in [CLEO](#) (Rogers and Yau, 1989; Rogers et al., 1993; Simmel et al., 2002), and for comparison the formulation according to Pruppacher and Klett (1978) at $T = (288.15 \pm 15.00)$ K in a standard atmosphere. In all the formulations, droplets with a radius larger than approximately 3 mm have the same terminal velocity.

350 This formulation for [particle droplet](#) motion could easily be extended to account for the effects of particle inertia and sub-grid scale turbulence, for example following Naumann and Seifert (2015), which would increase the fidelity of the particle trajectories, especially for large droplets whose inertial relaxation timescale is larger than Kolmogorov time scale.

5 Validations

[Droplet Motion: Limitations](#)

355 [As already mentioned, Cleo uses a simple second-order method for droplet motion and does not yet incorporate any stochastic element to represent sub-grid scale turbulent effects on droplet motion. For simulations with increasingly high resolution and low superdroplet multiplicities, it may become more desirable to use a higher order method or one with adaptive sub-time-stepping, as done by some other SDMs \(e.g. Naumann and Seifert, 2015; de Jong et al., 2023b\), because in such simulations the superdroplet positions more precisely correspond to the real droplets' positions. Especially in coarse resolution simulations, neglecting](#)

360 [sub-grid scale turbulence in droplet motion is idealistic, and so in a later version of Cleo our method should be extended to include a stochastic component, e.g. following Dziekan et al. \(2019\). During superdroplet motion we also make two more minor assumptions, first, we neglect any momentum exchange between the air and droplets \(unlike Shima et al., 2020\), and second, we assume each particle reaches their terminal velocity instantaneously, since this is unlikely to be noticeable in LES \(Naumann and Seifert, 2015\). Our method for superdroplet motion is therefore most similar to the other SDMs described by](#)

365 [Arabas et al. \(2015\); Jaruga and Pawlowska \(2018\), Chandrakar et al. \(2021\), and Matsushima et al. \(2023\).](#)

5 Coupling Cleo to a Host Dynamical Driver

Cleo is designed to run SDM microphysics concurrently to any host dynamical driver which it couples to (for the computational implementation). For a certain simulation, there are therefore two distinct grids composing the domain at play: Cleo's Eulerian grid and the Eulerian grid of the driver, and these are completely independent except during coupling when information is sent between the two. Cleo's grid can be any kind of Arakawa C-grid and is composed of grid-boxes which define the volumes of the domain and the necessary Eulerian thermodynamic and wind fields so that the Lagrangian superdroplets can enact microphysics and move around. These are: the temperature, pressure, water vapour mass mixing ratio, and liquid water mass mixing ratio defined at the centre of each of Cleo's grid-boxes, as well as the wind velocity defined on the faces of each grid-box. (The meridional wind component is defined at the centre of the faces perpendicular to north-south, and analogously for the zonal and vertical wind components.)

Cleo can be one-way or two-way coupled to a host dynamical driver. In both cases, at the start of each coupling time-step the host dynamical driver, via the coupler, communicates each of the necessary thermodynamic and wind fields to Cleo's grid-boxes. Cleo then enacts SDM microphysics and droplet motion, which potentially alters the temperature, water vapour and liquid water in each grid-box but not the pressure nor winds (e.g. condensation increases temperature and converts water vapour to liquid). In a two-way coupling Cleo then communicates the thermodynamic fields back to host dynamical driver, whereas in a one-way coupling it does not. As long as it can provide the required fields for Cleo, the host dynamical driver can be anything, from analytical formulae, to reading data from files, all the way to a fully-fledged numerical weather or climate model. Any potential advection of thermodynamic fields, momentum feedbacks, radiation or turbulence schemes are the responsibility of the particular host dynamical driver which Cleo is coupled to. For further details of Cleo's time-stepping, coupling or domain composition, readers should refer to Bayley et al. (2025).

6 Model Verifications

This section presents three test-cases which demonstrate the ~~behvaieur~~ behaviour of our numerical methods for condensation/evaporation, collisions between droplets, and droplet motion individually. Furthermore, we present a final integrated test-case applying all three methods at once using the 1-D Kinematic Driver (KiD) modelling framework (Shipway and Hill, 2011, 2012).

390 ~~Figure ??~~

6.1 Verification of Condensation/Evaporation

Figure 7 shows the results from ~~CLEO~~ Cleo for the same test-case as described in Section 7 of Arabas and Shima (2017) for the adiabatic expansion/contraction of a rising/falling volume of air through a hydrostatically equilibrated atmosphere. We used 0.0 and 0.01 for the relative and absolute tolerances of our ODE solver, and 50 and 1 ms for the maximum number of Newton-Raphson iterations and minimum sub-time-step, respectively.

Each column shows the evolution of the air mass given a certain number concentration and/or initial radius of its dry aerosol mono-size distribution. In particular, it shows how the displacement, supersaturation, and droplet radii evolve given three different mean vertical velocities, $\langle w \rangle$, for the ascent/descent of the air mass. The first two columns show that, as expected, the faster the vertical velocity, the higher the dis-equilibrium supersaturation during ascent (and the lower the dis-equilibrium supersaturation during descent). By comparing the first two columns, we can also see that increasing the aerosol concentration lowers the dis-equilibrium supersaturation. All these trends in the supersaturation can be explained by faster vertical velocities and/or fewer aerosol causing the rate at which the relative humidity increases with height to be greater than the rate at which the droplets undergo condensation. Conversely, the lower the vertical velocity and higher the droplet number concentration, the closer the air mass to its equilibrium behaviour, where supersaturation does not exceed 0% and the radii follow the Köhler curve. In the third column however, the Köhler curve is not approached, because the radii and number concentration are low enough that cusp bifurcation occurs and a sudden “jump” in the droplet growth is observed instead. Due to differing numerics and initial thermodynamic conditions compared to Arabas and Shima (2017), the plots are not completely identical (we use 1000 hPa, 298.15 K, and 98.0%, for pressure, temperature and relative humidity, respectively), but our supersaturations are within 0.1% of theirs and we also observe cusp bifurcation, albeit at a slightly smaller radius of $0.03 \mu\text{m}$. Notwithstanding these differences, we can say that ~~CLEO~~ Cleo is able to reproduce the expected evolution of microphysical and thermodynamic conditions for all three mean vertical velocities.

~~Figure ?? shows the results from CLEO~~ To verify qualitatively the effect of ventilation on droplet growth, we ran a second set of adiabatic parcel simulations (Figure 8). In these simulations we adapted the setup above to demonstrate the behaviour of large droplets falling from a cloud through subsaturated air. We initialised the parcels with wet droplets in 900 hPa pressure, 290 K temperature, and 98.0% relative humidity, and then let them descend with a constant fall speed until they reached a pressure of 1032 hPa. The wet droplets all had the same dry radius of $0.1 \mu\text{m}$ but we ran the parcel model with three different initial wet droplet radii: 0.1 mm, 1 mm, and 5 mm, and droplet number concentrations of 0.625 cm^{-3} , $6.25 \times 10^{-3} \text{ cm}^{-3}$, and $5 \times 10^{-6} \text{ cm}^{-3}$ respectively, so that the mass of condensed water at the start of each simulation was 2.61 g m^{-3} . The fall speed of each parcel was set to approximately the fall speed of the initial droplets, at 1 m s^{-1} , 5 m s^{-1} , and 10 m s^{-1} , respectively. For each parcel, we ran the simulation once with the ventilation factor as in Equation 3 and once without, in which $f_v = 1.0$.

Figure 8 shows how the ventilation factor increases the evaporation of droplets and consequently affects the parcel’s relative humidity. For each parcel the droplet radii decreases faster with ventilation accounted for than without. The droplets which are initially 0.1 mm-sized evaporate completely before the end of the simulation, causing substantial moistening of the parcel and the final relative humidity and droplets’ size to be the same regardless of whether ventilation was accounted for (Figure 8a). However, the relative humidity is significantly higher and the droplets are significantly smaller earlier in the simulation (higher in the atmosphere) with ventilation. Compared to the parcels with 0.1 mm-sized droplets, the parcels with larger droplets are substantially drier, reaching 50-60% relative humidity by the end of the simulations compared to 90%. This is because the larger droplets have a much lower rate of evaporation and much faster fall speed, which results in much less moistening of the parcel. Also because the evaporation rate is so low, the relative humidity of the parcels increases only by up to a few percent when the ventilation effect is accounted for. However, since the rate of evaporation is up to an order of magnitude larger, the

final radii of the droplets are 10 – 100 μm smaller. In more realistic simulations also using Cleo, this effect has been shown to be even larger and have a significant impact on evaporation in the sub-cloud layer beneath shallow cumuli (Niebaum et al., 2025)

6.2 Verification of Collisions

435 Figure 9 shows the results from Cleo for the same test-case as described in Section 5.1.4 of Shima et al. (2009) for the stochastic collisions between water droplets in an arbitrary volume of air. We show results for the same setups as Shima et al. (2009), namely for the evolution of the mass density distribution (normalised by log-space bin-width) given different collision kernels and droplet populations whose volumes are initially exponentially distributed. ~~Figure ??~~

Figure 9a shows the evolution when the kernel from Golovin (1963) is used, whereas ~~Figures ??9~~Figures 9b-c show the evolution when the hydrodynamic kernel is used. For all cases, we reproduce the results of Shima et al. (2009) when collisions are assumed to result in coalescence. We also demonstrate in ~~Figures ??9~~Figures 9b-c how the distribution evolves according to the extended framework from Section 3, which also allows for collisional breakup and rebound. The probability of breakup and rebound ~~was calculated from Testik et al. (2011)~~ were calculated from Testik (2009) and Straub et al. (2010) as described in Section 3, and if breakup occurred the fragment properties were determined based on the parametrisation of Schlottke et al. (2010) (as described in Appendix A). ~~Up to~~ In Figure 9b, up to about 600s the evolution of the droplet size distribution is comparable to the coalescence-only case, but the subsequent growth of droplets is much delayed and converges to a stationary distribution centred at ~~750 μm~~ 550 μm , rather than 2400 μm in the coalescence-only case; and qualitatively the same behaviour is seen in Figure 9c too. As expected, collisional breakup slows and inhibits the growth of mm-size droplets. It also has a much larger impact on the distribution's evolution than changing the collision efficiencies from Long (1974) to Hall (1980) in the coalescence-only case. It remains to be seen how a kernel accounting for turbulent effects would behave, but that too would likely show considerably larger differences (Grabowski and Wang, 2009).

To demonstrate the behaviour of our collisional breakup algorithm in comparison to an approach which uses a parametrised fragment size distribution, we ran a second set of box-model simulations. In these simulations, we compare the stationary droplet size distribution to that reported by Straub et al. (2010, Sec. 5, Figure 10). This is the same comparison conducted by de Jong et al. (2023a, Sec. 4.1.2, Figure 9) except that our algorithm does not sample the parametrised fragment size distribution, but rather prescribes a certain number of fragments depending, in general, on the superdroplets which collided (Section 3.2). The simulations follow the same setup as Straub et al. (2010), using an initially exponential distribution as expressed by Marshall and Palmer (1948), whereby $p(R) = N_{\text{mp}} e^{-2\lambda_{\text{mp}} R}$ and $N_{\text{mp}} = 8 \times 10^6 \text{ m}^{-4}$, $\lambda_{\text{mp}} = 4.1 \times 10^3 R_{\text{mp}}^{-0.21} \text{ m}^{-1}$, and $R_{\text{mp}} = 54 \text{ mm h}^{-1}$. We use 8192 superdroplets to sample the initial droplet size distribution evenly in log-radius-space bins between 0.5 μm and 4mm (Figure 10a). To make the results comparable to Straub et al. (2010), in these simulations we do not use the parametrisation from Testik (2009) to include possibility of rebound, but rather we directly determine whether a collision results in either coalescence or breakup by comparing a random number with the Straub et al. (2010) collision efficiency, according to Equation 14.

465 [Figure 10b](#) shows how the stationary droplet size distribution in Cleo with different parametrisations for the number of fragments compares to the distribution from [Straub et al. \(2010\)](#) with a parametrised fragment size distribution. Using a fixed number of fragments in Cleo, one can sample different parts of the stationary distribution and, as expected, increasing the number of fragments produces a narrower distribution of smaller droplets. Using the parametrisation for the number of fragments given by [Schlottke et al. \(2010\)](#) (as described in [Appendix A](#)), the stationary distribution appears qualitatively similar to the cases with a fixed number of fragments, suggesting that the parametrisation tends to produce a similar number of fragments for all collisions which result in breakup in the steady state. In all cases, the shape of the droplet size distribution is narrower than that given by [Straub et al. \(2010\)](#), concentrating more droplets in a smaller size range. A different parametrisation for the number of fragments, for example one which depends on the size of the colliding droplets directly, may show a greater fidelity to the shape of the stationary distribution according to [Straub et al. \(2010\)](#). This example therefore demonstrates how Cleo's overly simple approach to fragment sizes does not seek fully to reproduce measured or parametrised fragment distributions, but rather that the approach can be used to probe upper and lower bounds for the effect breakup could have on a droplet size distribution, for example by using a very high or a very low fixed number of fragments as done by [Niebaum et al. \(2025\)](#)

~~Figure ??~~

6.3 [Verification of Droplet Motion](#)

480 [Figure 11](#) shows the results from ~~CLEO~~-Cleo for the motion of particles in the 2-D kinematic laminar flow model described in [Section 2.1](#) of [Arabas et al. \(2015\)](#). 128 superdroplets are initially randomly distributed throughout each grid-box in the domain and the flow is simulated for 1 hour with a time-step of 1 s for both motion and data output, and for three simulations with grid-spacing $\Delta x = \Delta z = 100\text{m}, 50\text{m},$ and 25m , respectively. We do not simulate microphysics and the droplets have no fall velocity, so the superdroplets behave like tracers for the flow.

485 As expected, ~~CLEO~~Cleo's particle motion does indeed follow the flow field and respect its divergence-free properties, as confirmed by the conservation of particle number in each grid-box throughout the simulations (~~not shown~~[Figure 11d,e,f](#)). [Figure ??-11a,b,c](#) also verifies that increasing the grid resolution increases the accuracy of the particle motion because the interpolation distances in the predictor-corrector algorithm reduce.

~~Figure ??~~

490 6.4 [1-D Kinematic Driver Test-Case](#)

[Figure 12](#) demonstrates the integrated test of ~~CLEO~~Cleo's numerical methods using the 1-D KiD framework. Here we setup the column as described by [Shipway and Hill \(2012\)](#), with a 25m grid-spacing and sinusoidal updraught velocity for the first 10min with the maximum speed constant, ~~$w_T = 3\text{m/s}$~~ $w_T = 3\text{m s}^{-1}$. We couple ~~CLEO~~-Cleo via python bindings to [PyMPDATA \(?\)](#)([Bartman et al., 2022a](#)) to advect water vapour, whereas we advect liquid water (superdroplets) within ~~CLEO~~ Cleo given the wind field at each time-step (1.25s). We show results for a ~~10-member~~-10-member ensemble where for each member we initialise 50cm^{-3} of dry aerosol throughout the domain by assigning 256 superdroplets per grid-box each a

constant multiplicity and randomly sampling a single-mode lognormal distribution with a geometric mean diameter of ~~0.08mm~~ 0.08µm and a log standard deviation of 1.4, as chosen by Hill et al. (2023). Unlike both Shipway and Hill (2012) and Hill et al. (2023), we specify the initial air density profile to be consistent with hydrostatic equilibrium including the initial water vapour, with the surface pressure at 1000hPa.

The different microphysics schemes and density profiles causes slight differences between our clouds and those of Shipway and Hill (2012), Hill et al. (2023) and de Jong et al. (2023a), but nevertheless the qualitative behaviour of the test-cases are in agreement and our results lie within the spread amongst different SDMs in Hill et al. (2023). Figure ~~??12~~(a-b) shows the liquid water mass mixing ratio, q_l , when only condensation/evaporation is modelled. The cloud reaches a steady state immediately after the updraught velocity terminates, with liquid water content peaking in the middle of our cloud, albeit at a higher value and lower height. Without collision-coalescence, there is no spread across the ensemble members, which indicates little sensitivity of condensation/evaporation to the sampling of the initial dry aerosol distribution, as reported by Hill et al. (2023). In contrast, Figure ~~??12~~(c-d) show the same setup when not only condensation/evaporation, but also collision-coalescence and droplet motion (including their fall velocities) are modelled, and in these simulations the ensemble spread is significant because of the stochasticity in the collision-coalescence algorithm. The mean precipitation onset is around 30 min, in agreement with the range of SDMs in Hill et al. (2023), and likewise the evolution of the liquid water path, cloud droplet number concentration, mean volume diameter and its standard deviation also lie within the SDMs' spread (~~not shown~~ Figure 13). More exact agreement is hard to achieve given the ambiguity in the test-case setup and the large model spread reported by Hill et al. (2023), for which further inter-model comparison would be needed to more exactly attribute the discrepancies. Nevertheless, ~~CLEO-Cleo~~ does indeed behave as expected for a SDM and is in agreement with other microphysics models for warm rain within the KiD framework.

7 Conclusions

~~CLEO-Cleo~~ is a concise and fully-functioning novel implementation of SDM for warm-cloud microphysics. ~~We have validated our SDM~~ Our primary motivation for creating Cleo is to provide a computationally efficient, “standard” SDM, which we could use in large-enough-domain LES to decipher the interactions between warm-cloud microphysics and shallow mesoscale cloud organisation. Cleo models collisions between droplets and condensation/evaporation, including (de-/re-)activation, similarly to existing SDM implementations albeit with some differences as summarised below. Cleo models Lagrangian particle motion following the SDM of Grabowski et al. (2018) but with the ability to switch between different terminal velocity calculations. In this paper we detailed Cleo’s numerical methods for SDM and verified their behaviour against known test-cases for condensation/evaporation, collisions between droplets, and ~~Lagrangian particle motion, including an integrated test~~ droplet motion, and using an integrated test-case including all three using processes in the 1-D KiD framework. ~~The motion is less expensive than higher-order methods yet still preserves the flow-field, is non-diffusive, and has increasing accuracy with increasing grid resolution~~

Our numerical methods for condensation/evaporation and collisions between droplets have subtle but noteworthy differences to existing SDM implementations. For condensation/evaporation we solve the Köhler theory ODE explicitly. Our method incorporates ventilation effects and droplet (re)activation as well as with a number of cost-saving measures including adaptive sub-time-stepping. Our method for condensation/evaporation is thus purposefully very similar to Shima et al. (2009) and Matsushima et al. (2023), except that we additionally incorporate ventilation effects into the ODE we solve. For collisions between droplets, CLEO has various options. Cleo can use the original collision-coalescence algorithm according to Shima et al. (2009), however Cleo also has various other options, which reflect the uncertainty in the current knowledge about collision probabilities and their outcomes. CLEO. Therefore Cleo can easily switch between different formulations of the collision kernel and, motivated by a need to investigate the possible influence of collisional breakup on rain evaporation and downdraughts, CLEO. Cleo includes a framework to model collisional breakup and rebound. We do this in a way that still respects the key features of the original collision-coalescence algorithm by conserving superdroplet number and decreasing the variance in the collisions with decreasing superdroplet multiplicity.

CLEO is Cleo's numerical methods have some limitations in comparison to some existing SDMs. Regarding condensation/evaporation, perhaps the most significant is that Cleo's method for condensation/evaporation currently does not account for multiple aerosol types. Regarding collisions, we have not incorporated any sub-time-stepping algorithm. Whilst Cleo's simple predictor-corrector method for droplet motion is less expensive than higher-order methods and still preserves the flow-field, is non-diffusive, and has increasing accuracy with increasing grid resolution, it does not yet incorporate turbulent effects and is less precise than a higher order method. All Cleo's limitations and assumptions make it poorly applicable to highly detailed microphysics studies requiring more complex processes, but make it well-designed, as intended, as a simplistic, ordinary representation of warm-cloud microphysics according to SDM.

Notwithstanding these limitations Cleo is useful to a broad group of researchers that require a model for warm-cloud microphysics. Simulations can be up-to up to 3-D and can include any combination of the primary microphysical processes behind warm-rain, each with their own independent time-step. CLEO (and with adaptive time-stepping between different processes, as explained in . Cleo can be stand-alone, perform "piggybacking" of LES (Grabowski, 2014), or be used as a fully fledged microphysics scheme. Like other SDMs, CLEO. Cleo provides a precise representation of the droplet size distribution and an intuitive depiction of microphysical processes. We have also made sensitivity studies easy to conduct through CLEO. Cleo's high-degree of flexibility, whereby microphysics and data output can be easily customised in order to assess the impact of individual microphysical processes (Bayley et al., 2025), potentially for probing microphysical uncertainties and especially those related to droplet collisions. Finally, since CLEO. Cleo is also well-suited to high-performance computers, it has the potential to be used in more demanding simulations which probe how cloud microphysics and its uncertainties propagate to larger spatial and temporal scales.

Code and data availability. The current version of Cleo is available from its GitHub page: <https://github.com/yoctoyotta1024/CLEO> under BSD 3-Clause license, alongside its documentation: <https://yoctoyotta1024.github.io/CLEO>. Version v0.52.0 is described and tested in this

Appendix A: Example Parametrisation for Fragments From Collision Breakup

565 Here we expound one of [CLEO](#)'s options for how to determine the properties of a superdroplet which represents the fragments from collisional breakup; namely how to define ξ_{frag} , R_{frag} and $M_{s,\text{frag}}$ in Section 3.2 for Equations 25 to 32. As a simple approach for exploring the potential importance of collisional breakup in warm-cloud microphysics, here we assert mass conservation and that the total number of fragments, N_{frag} , depends on a collision's kinetic energy, T_E . Schlottke et al. (2010) reported that N_{frag} depends on T_E as:

$$570 \quad N_{\text{frag}} = \left(\frac{3}{2} - (T_E/\mu\text{J})^{0.135} \right)^{-1}. \quad (\text{A1})$$

Since this equation diverges at $T_E/\mu\text{J} = 1.5^{0.135}$, we limit $N_{\text{frag}} \leq 25$ for $T_E/\mu\text{J} > 16.50$; and so that collisional breakup always results in more droplets than collided, even when $\xi_j = \xi_k = 1$, we impose the condition that $N_{\text{frag}} \geq 2.5$. Both of these amendments are concordant with the experimental data presented by Schlottke et al. (2010).

575 Given N_{frag} is the number of fragments produced by a single (real) droplet breakup event, the superdroplet multiplicity must be as follows,

$$\xi_{\text{frag}} = \text{round}(\xi_k * N_{\text{frag}}), \quad (\text{A2})$$

and therefore, to ensure mass conservation,

$$R_{\text{frag}} = \left[\frac{\xi_k}{\xi_{\text{frag}}} (R_j^3 + R_k^3) \right]^{1/3}, \quad (\text{A3})$$

and

$$580 \quad M_{s,\text{frag}} = \left[\frac{\xi_k}{\xi_{\text{frag}}} (M_{s,j} + M_{s,k}) \right]. \quad (\text{A4})$$

Appendix B: [Table of Mathematical Notation](#)

Author contributions. CJAB is the creator of Cleo and main developer, she also wrote and edited the manuscript. AKN and RV supervised the project, providing direction and support, as well as teaching CJAB about various aspects of cloud physics included in this paper. BS conceptualised the project, and had many discussions with CJAB which shaped the writing of the paper and provided scientific and technical support. He also helped analyse the test case results. FP contributed the parametrisation for the ventilation factor in condensation/evaporation. SIS supervised Cleo's development, and contributed ideas and advice to the numerical methods for droplet breakup and condensation/evaporation. SIS also helped design the test cases for the numerical methods and analyse the results. AKN, FP, RV, BS and SIS all gave extensive feedback which contributed to the writing of the manuscript.

Competing interests. The contact author has declared that none of the authors has any competing interests.

590 *Acknowledgements.* C. J.A. Bayley thanks Sylwester Arabas (AGH University of Krakow, Poland) and Emma Ware (University of California, Davis, USA) for their engaging discussions and technical support setting up the 1-D KiD model using PyMPDATA. We gratefully acknowledge code contributions to ~~CLEO~~Cleo from Sergey Kosukhin and Lukas Kluft (Max Planck Institute for Meteorology, Germany; MPI-M). A special thanks is given to Yvonne Schrader (MPI-M) for her excellent advice on the graphic designs in this paper, as well as Romain Fiévet (MPI-M) for conducting the MPI-M internal review. We also thank the anonymous referee and Emily de Jong for their
595 constructive comments in their reviews of this manuscript. They greatly helped to improve both its clarity and content.

A. K. Naumann, R. Vogel and F. Poydenot have received funding which supported this work from the Deutsche Forschungsgemeinschaft (DFG, German Research Foundation) under Germany's Excellence Strategy - EXC 2037 "Climate, Climatic Change, and Society" (project number 390683824). R. Vogel further acknowledges support from an ERC starting grant (ROTOR, grant no. 101116282). This project has received funding from Horizon Europe programme under Grant Agreement No 101137680 via project CERTAINTY (Cloud-aERosol
600 inTeractions & their impActs IN The earth sYstem). The authors further express their appreciation for the work of the developers of the free and open-source software which underlies ~~CLEO~~Cleo, especially from the developers of Git, GitHub, Python, the C++ standard libraries, and, above all, Kokkos. We also thank the Gesellschaft für wissenschaftliche Datenverarbeitung mbH Göttingen (GWDG) from the information and communication services ~~CLEO~~Cleo's development has benefited from, and finally we thank the Deutsche Klimarechenzentrum (DKRZ) for the computer facilities from project 1183 we used to conduct this work.

605 References

- Ackerman, A. S., vanZanten, M. C., Stevens, B., Savic-Jovicic, V., Bretherton, C. S., Chlond, A., Golaz, J.-C., Jiang, H., Khairoutdinov, M., Krueger, S. K., Lewellen, D. C., Lock, A., Moeng, C.-H., Nakamura, K., Petters, M. D., Snider, J. R., Weinbrecht, S., and Zulauf, M.: Large-Eddy Simulations of a Drizzling, Stratocumulus-Topped Marine Boundary Layer, *Monthly Weather Review*, 137, 1083 – 1110, <https://doi.org/10.1175/2008MWR2582.1>, 2009.
- 610 Arabas, S. and Shima, S.: On the CCN (de)activation nonlinearities, *Nonlinear Processes in Geophysics*, 24, 535–542, <https://doi.org/10.5194/npg-24-535-2017>, 2017.
- Arabas, S., Jaruga, A., Pawlowska, H., and Grabowski, W. W.: libcloudph++ 1.0: a single-moment bulk, double-moment bulk, and particle-based warm-rain microphysics library in C++, *Geoscientific Model Development*, 8, 1677–1707, <https://doi.org/10.5194/gmd-8-1677-2015>, 2015.
- 615 Ayala, O., Rosa, B., and Wang, L.-P.: Effects of turbulence on the geometric collision rate of sedimenting droplets. Part 2. Theory and parameterization, *New Journal of Physics*, 10, <https://doi.org/10.1088/1367-2630/10/9/099802>, 2008.
- Barnes, G. M. and Garstang, M.: Subcloud Layer Energetics of Precipitating Convection, *Monthly Weather Review*, 110, 102 – 117, [https://doi.org/10.1175/1520-0493\(1982\)110<0102:SLEOPC>2.0.CO;2](https://doi.org/10.1175/1520-0493(1982)110<0102:SLEOPC>2.0.CO;2), 1982.
- Bartman, P., Banaškievicz, J., Drenda, S., Manna, M., Olesik, M. A., Rozwoda, P., Sadowski, M., and Arabas, S.: PyMPDATA v1: Numba-accelerated implementation of MPDATA with examples in Python, Julia and Matlab, *Journal of Open Source Software*, 7, <https://doi.org/10.21105/joss.03896>, 2022a.
- 620 Bartman, P., Bulenok, O., Górski, K., Jaruga, A., Łazarski, G., Olesik, M. A., Piasecki, B., Singer, C. E., Talar, A., and Arabas, S.: PySDM v1: particle-based cloud modeling package for warm-rain microphysics and aqueous chemistry, *Journal of Open Source Software*, 7, 3219, <https://doi.org/10.21105/joss.03219>, 2022b.
- 625 Bayley, C.: CLEO: The Numerical Methods of a New Superdroplet Model Including a Droplet Breakup Algorithm [Dataset], Edmond, <https://doi.org/doi:10.17617/3.SDN0NX>, 2025.
- Bayley, C. J. A., Kölling, T., Naumann, A. K., Vogel, R., and Stevens, B.: CLEO: The Fundamental Design for High Computational Performance of a New Superdroplet Model, *EGU sphere*, 2025, 1–33, <https://doi.org/10.5194/egusphere-2025-4398>, 2025.
- Bretherton, C. S.: Insights into low-latitude cloud feedbacks from high-resolution models, *Philosophical Transactions of the Royal Society A: Mathematical, Physical and Engineering Sciences*, 373, <https://doi.org/10.1098/rsta.2014.0415>, 2015.
- 630 Bringi, V., Seifert, A., Wu, W., Thurai, M., Huang, G.-J., and Siewert, C.: Hurricane Dorian Outer Rain Band Observations and 1D Particle Model Simulations: A Case Study, *Atmosphere*, 11, <https://doi.org/10.3390/atmos11080879>, 2020.
- Chandrakar, K. K., Grabowski, W. W., Morrison, H., and Bryan, G. H.: Impact of Entrainment Mixing and Turbulent Fluctuations on Droplet Size Distributions in a Cumulus Cloud: An Investigation Using Lagrangian Microphysics with a Subgrid-Scale Model, *Journal of the Atmospheric Sciences*, 78, 2983 – 3005, <https://doi.org/10.1175/JAS-D-20-0281.1>, 2021.
- 635 Curtis, J. H., Riemer, N., and West, M.: A single-column particle-resolved model for simulating the vertical distribution of aerosol mixing state: WRF-PartMC-MOSAIC-SCM v1.0, *Geoscientific Model Development*, 10, 4057–4079, <https://doi.org/10.5194/gmd-10-4057-2017>, 2017.
- de Jong, E., Mackay, J. B., Bulenok, O., Jaruga, A., and Arabas, S.: Breakups are complicated: an efficient representation of collisional breakup in the superdroplet method, *Geoscientific Model Development*, 16, 4193–4211, <https://doi.org/10.5194/gmd-16-4193-2023>, 2023a.
- 640

- de Jong, E. K., Singer, C. E., Azimi, S., Bartman, P., Bulenok, O., Derlatka, K., Dula, I., Jaruga, A., Mackay, J. B., Ward, R. X., and Arabas, S.: New developments in PySDM and PySDM-examples v2: collisional breakup, immersion freezing, dry aerosol initialization, and adaptive time-stepping, *Journal of Open Source Software*, 8, 4968, <https://doi.org/10.21105/joss.04968>, 2023b.
- 645 Dziekan, P. and Pawlowska, H.: Stochastic coalescence in Lagrangian cloud microphysics, *Atmospheric Chemistry and Physics*, 17, 13 509–13 520, <https://doi.org/10.5194/acp-17-13509-2017>, 2017.
- Dziekan, P., Waruszewski, M., and Pawlowska, H.: University of Warsaw Lagrangian Cloud Model (UWLCM) 1.0: a modern large-eddy simulation tool for warm cloud modeling with Lagrangian microphysics, *Geoscientific Model Development*, 12, 2587–2606, <https://doi.org/10.5194/gmd-12-2587-2019>, 2019.
- 650 Gasparini, B., Sullivan, S. C., Sokol, A. B., Kärcher, B., Jensen, E., and Hartmann, D. L.: Opinion: Tropical cirrus – from micro-scale processes to climate-scale impacts, *Atmospheric Chemistry and Physics*, 23, 15 413–15 444, <https://doi.org/10.5194/acp-23-15413-2023>, 2023.
- Gillespie, D. T.: The Stochastic Coalescence Model for Cloud Droplet Growth, *Journal of the Atmospheric Sciences*, 29, 1496–1510, [https://doi.org/10.1175/1520-0469\(1972\)029<1496:TSCMFC>2.0.CO;2](https://doi.org/10.1175/1520-0469(1972)029<1496:TSCMFC>2.0.CO;2), 1972.
- 655 Golovin, A. M.: The Solution of the Coagulation Equation for Raindrops. Taking Condensation into Account, *Soviet Physics Doklady*, 8, 191, 1963.
- Grabowski, W. W.: Extracting Microphysical Impacts in Large-Eddy Simulations of Shallow Convection, *Journal of the Atmospheric Sciences*, 71, 4493 – 4499, <https://doi.org/10.1175/JAS-D-14-0231.1>, 2014.
- Grabowski, W. W. and Wang, L.-P.: Diffusional and accretional growth of water drops in a rising adiabatic parcel: effects of the turbulent collision kernel, *Atmospheric Chemistry and Physics*, 9, 2335–2353, <https://doi.org/10.5194/acp-9-2335-2009>, 2009.
- 660 Grabowski, W. W., Dziekan, P., and Pawlowska, H.: Lagrangian condensation microphysics with Twomey CCN activation, *Geoscientific Model Development*, 11, 103–120, <https://doi.org/10.5194/gmd-11-103-2018>, 2018.
- Grabowski, W. W., Morrison, H., Shima, S.-I., Abade, G. C., Dziekan, P., and Pawlowska, H.: Modeling of Cloud Microphysics: Can We Do Better?, *Bulletin of the American Meteorological Society*, 100, 655 – 672, <https://doi.org/10.1175/BAMS-D-18-0005.1>, 2019.
- 665 Hagos, S., Ruby Leung, L., Zhao, C., Feng, Z., and Sakaguchi, K.: How Do Microphysical Processes Influence Large-Scale Precipitation Variability and Extremes?, *Geophysical Research Letters*, 45, 1661–1667, <https://doi.org/10.1002/2017GL076375>, 2018.
- Hall, W. D.: A Detailed Microphysical Model Within a Two-Dimensional Dynamic Framework: Model Description and Preliminary Results, *Journal of Atmospheric Sciences*, 37, 2486 – 2507, [https://doi.org/10.1175/1520-0469\(1980\)037<2486:ADMMWA>2.0.CO;2](https://doi.org/10.1175/1520-0469(1980)037<2486:ADMMWA>2.0.CO;2), 1980.
- Hill, A. A., Lebo, Z. J., Andrejczuk, M., Arabas, S., Dziekan, P., Field, P., Gettelman, A., Hoffmann, F., Pawlowska, H., Onishi, R., and Vié, B.: Toward a Numerical Benchmark for Warm Rain Processes, *Journal of the Atmospheric Sciences*, 80, 1329 – 1359, <https://doi.org/10.1175/JAS-D-21-0275.1>, 2023.
- 670 Hu, A. Z. and Igel, A. L.: A Bin and a Bulk Microphysics Scheme Can Be More Alike Than Two Bin Schemes, *Journal of Advances in Modeling Earth Systems*, 15, e2022MS003 303, <https://doi.org/10.1029/2022MS003303>, 2023.
- Hu, Z. and Srivastava, R. C.: Evolution of Raindrop Size Distribution by Coalescence, Breakup, and Evaporation: Theory and Observations., *Journal of the Atmospheric Sciences*, 52, 1761–1783, [https://doi.org/10.1175/1520-0469\(1995\)052<1761:EORSDB>2.0.CO;2](https://doi.org/10.1175/1520-0469(1995)052<1761:EORSDB>2.0.CO;2), 1995.
- Igel, A. L.: Using an Arbitrary Moment Predictor to Investigate the Optimal Choice of Prognostic Moments in Bulk Cloud Microphysics Schemes, *Journal of Advances in Modeling Earth Systems*, 11, 4559–4575, <https://doi.org/10.1029/2019MS001733>, 2019.
- Igel, A. L. and van den Heever, S. C.: The Importance of the Shape of Cloud Droplet Size Distributions in Shallow Cumulus Clouds. Part I: Bin Microphysics Simulations, *Journal of the Atmospheric Sciences*, 74, 249 – 258, <https://doi.org/10.1175/JAS-D-15-0382.1>, 2017a.

- 680 Igel, A. L. and van den Heever, S. C.: The Importance of the Shape of Cloud Droplet Size Distributions in Shallow Cumulus Clouds. Part II: Bulk Microphysics Simulations, *Journal of the Atmospheric Sciences*, 74, 259 – 273, <https://doi.org/10.1175/JAS-D-15-0383.1>, 2017b.
- Igel, A. L., Morrison, H., Santos, S. P., and van Lier-Walqui, M.: Limitations of Separate Cloud and Rain Categories in Parameterizing Collision-Coalescence for Bulk Microphysics Schemes, *Journal of Advances in Modeling Earth Systems*, 14, e2022MS003039, <https://doi.org/10.1029/2022MS003039>, 2022.
- 685 ISO: ISO/IEC 14882:2020 Information technology — Programming languages — C++, pub-ISO, pub-ISO:adr, sixth edn., <https://www.iso.org/standard/79358.html>, 2020.
- Jacobson, M. Z.: *Fundamentals of Atmospheric Modeling*, Cambridge University Press, 2 edn., 2005.
- Jaruga, A. and Pawlowska, H.: libcloudph++ 2.0: aqueous-phase chemistry extension of the particle-based cloud microphysics scheme, *Geoscientific Model Development*, 11, 3623–3645, <https://doi.org/10.5194/gmd-11-3623-2018>, 2018.
- 690 Jian, B., Li, J., Wang, G., Zhao, Y., Li, Y., Wang, J., Zhang, M., and Huang, J.: Evaluation of the CMIP6 marine subtropical stratocumulus cloud albedo and its controlling factors, *Atmospheric Chemistry and Physics*, 21, 9809–9828, <https://doi.org/10.5194/acp-21-9809-2021>, 2021.
- Khain, A. P., Beheng, K. D., Heymsfield, A., Korolev, A., Krichak, S. O., Levin, Z., Pinsky, M., Phillips, V., Prabhakaran, T., Teller, A., van den Heever, S. C., and Yano, J.-I.: Representation of microphysical processes in cloud-resolving models: Spectral (bin) microphysics versus bulk parameterization, *Reviews of Geophysics*, 53, 247–322, <https://doi.org/10.1002/2014RG000468>, 2015.
- 695 King, J. M., Kummerow, C. D., van den Heever, S. C., and Igel, M. R.: Observed and Modeled Warm Rainfall Occurrence and Its Relationships with Cloud Macrophysical Properties, *Journal of the Atmospheric Sciences*, 72, 4075 – 4090, <https://doi.org/10.1175/JAS-D-14-0368.1>, 2015.
- Kinzer, G. D. and Gunn, R.: The Evaporation, Temperature and Thermal Relaxation-Time of Freely Falling Waterdrops., *Journal of the Atmospheric Sciences*, 8, 71–83, [https://doi.org/10.1175/1520-0469\(1951\)008<0071:TETATR>2.0.CO;2](https://doi.org/10.1175/1520-0469(1951)008<0071:TETATR>2.0.CO;2), 1951.
- 700 Kostinski, A. B. and Shaw, R. A.: Fluctuations and Luck in Droplet Growth by Coalescence, *Bulletin of the American Meteorological Society*, 86, 235–244, <https://doi.org/10.1175/BAMS-86-2-235>, 2005.
- Köhler, H.: The nucleus in and the growth of hygroscopic droplets, *Trans. Faraday Soc.*, 32, 1152–1161, <https://doi.org/10.1039/TF9363201152>, 1936.
- 705 Li, X.-Y., Mehlig, B., Svensson, G., Brandenburg, A., and Haugen, N. E. L.: Collision fluctuations of lucky droplets with superdroplets, *Journal of the Atmospheric Sciences*, 79, 1821–1835, <https://doi.org/10.1175/JAS-D-20-0371.1>, 2022.
- Long, A. B.: Solutions to the Droplet Collection Equation for Polynomial Kernels, *Journal of Atmospheric Sciences*, 31, 1040 – 1052, [https://doi.org/10.1175/1520-0469\(1974\)031<1040:STTDCE>2.0.CO;2](https://doi.org/10.1175/1520-0469(1974)031<1040:STTDCE>2.0.CO;2), 1974.
- Low, T. B. and List, R.: Collision, Coalescence and Breakup of Raindrops. Part I: Experimentally Established Coalescence Efficiencies and Fragment Size Distributions in Breakup, *Journal of Atmospheric Sciences*, 39, 1591 – 1606, [https://doi.org/10.1175/1520-0469\(1982\)039<1591:CCABOR>2.0.CO;2](https://doi.org/10.1175/1520-0469(1982)039<1591:CCABOR>2.0.CO;2), 1982a.
- 710 Low, T. B. and List, R.: Collision, Coalescence and Breakup of Raindrops. Part II: Parameterization of Fragment Size Distributions, *Journal of Atmospheric Sciences*, 39, 1607 – 1619, [https://doi.org/10.1175/1520-0469\(1982\)039<1607:CCABOR>2.0.CO;2](https://doi.org/10.1175/1520-0469(1982)039<1607:CCABOR>2.0.CO;2), 1982b.
- Marshall, J. S. and Palmer, W. M. K.: THE DISTRIBUTION OF RAINDROPS WITH SIZE, *Journal of Atmospheric Sciences*, 5, 165 – 166, [https://doi.org/10.1175/1520-0469\(1948\)005<0165:TDORWS>2.0.CO;2](https://doi.org/10.1175/1520-0469(1948)005<0165:TDORWS>2.0.CO;2), 1948.
- 715

- Matsushima, T., Nishizawa, S., and Shima, S.: Overcoming computational challenges to realize meter- to submeter-scale resolution in cloud simulations using the super-droplet method, *Geoscientific Model Development*, 16, 6211–6245, <https://doi.org/10.5194/gmd-16-6211-2023>, 2023.
- McFarquhar, G. M.: A New Representation of Collision-Induced Breakup of Raindrops and Its Implications for the Shapes of Raindrop Size Distributions, *Journal of the Atmospheric Sciences*, 61, 777 – 794, [https://doi.org/10.1175/1520-0469\(2004\)061<0777:ANROCB>2.0.CO;2](https://doi.org/10.1175/1520-0469(2004)061<0777:ANROCB>2.0.CO;2), 2004.
- Miyakawa, T., Satoh, M., Miura, H., Tomita, H., Yashiro, H., Noda, A. T., Yamada, Y., Kodama, C., Kimoto, M., and Yoneyama, K.: Madden–Julian Oscillation prediction skill of a new-generation global model demonstrated using a supercomputer, *Nature Communications*, 5, 3769, <https://doi.org/10.1038/ncomms4769>, 2014.
- Morrison, H. and Milbrandt, J.: Comparison of Two-Moment Bulk Microphysics Schemes in Idealized Supercell Thunderstorm Simulations, *Monthly Weather Review*, 139, 1103 – 1130, <https://doi.org/10.1175/2010MWR3433.1>, 2011.
- Morrison, H., Tessoro, S. A., Ikeda, K., and Thompson, G.: Sensitivity of a Simulated Midlatitude Squall Line to Parameterization of Raindrop Breakup, *Monthly Weather Review*, 140, 2437 – 2460, <https://doi.org/10.1175/MWR-D-11-00283.1>, 2012.
- Morrison, H., van Lier-Walqui, M., Fridlind, A. M., Grabowski, W. W., Harrington, J. Y., Hoose, C., Korolev, A., Kumjian, M. R., Milbrandt, J. A., Pawlowska, H., Posselt, D. J., Prat, O. P., Reimel, K. J., Shima, S.-I., van Dierenhoven, B., and Xue, L.: Confronting the Challenge of Modeling Cloud and Precipitation Microphysics, *Journal of Advances in Modeling Earth Systems*, 12, <https://doi.org/10.1029/2019MS001689>, 2020.
- Naumann, A. K. and Seifert, A.: A Lagrangian drop model to study warm rain microphysical processes in shallow cumulus, *Journal of Advances in Modeling Earth Systems*, 7, 1136–1154, <https://doi.org/10.1002/2015MS000456>, 2015.
- Naumann, A. K., Esch, M., and Stevens, B.: How the representation of microphysical processes affects tropical condensate in the global storm-resolving model ICON, *Atmospheric Chemistry and Physics*, 25, 6429–6444, <https://doi.org/10.5194/acp-25-6429-2025>, 2025.
- Niebaum, N., Bayley, C. J. A., Poydenot, F., Naumann, A. K., Sarkar, M., and Vogel, R.: Constraining Rain Evaporation from Shallow-Clouds in the Trades using an Observation-Based Superdroplet Model, *EGU sphere*, 2025, 1–30, <https://doi.org/10.5194/egusphere-2025-5551>, 2025.
- Planche, C., Tridon, F., Banson, S., Thompson, G., Monier, M., Battaglia, A., and Wobrock, W.: On the Realism of the Rain Microphysics Representation of a Squall Line in the WRF Model. Part II: Sensitivity Studies on the Rain Drop Size Distributions, *Monthly Weather Review*, 147, 2811 – 2825, <https://doi.org/10.1175/MWR-D-18-0019.1>, 2019.
- Prat, O. P., Barros, A. P., and Testik, F. Y.: On the Influence of Raindrop Collision Outcomes on Equilibrium Drop Size Distributions, *Journal of the Atmospheric Sciences*, 69, 1534 – 1546, <https://doi.org/10.1175/JAS-D-11-0192.1>, 2012.
- Pruppacher, H. and Klett, J.: *Microphysics of Clouds and Precipitation*, D. Reidel Publishing Company, 1 edn., ISBN 978-90-277-1106-9, 1978.
- Pruppacher, H. R. and Rasmussen, R.: A Wind Tunnel Investigation of the Rate of Evaporation of Large Water Drops Falling at Terminal Velocity in Air, *Journal of Atmospheric Sciences*, 36, 1255 – 1260, [https://doi.org/10.1175/1520-0469\(1979\)036<1255:AWTIOT>2.0.CO;2](https://doi.org/10.1175/1520-0469(1979)036<1255:AWTIOT>2.0.CO;2), 1979.
- Rogers, R. and Yau, M.: *A Short Course in Cloud Physics*, Butterworth-Heinemann, 3 edn., ISBN 9780750632157, 1989.
- Rogers, R. R., Baumgardner, D., Ethier, S. A., Carter, D. A., and Ecklund, W. L.: Comparison of Raindrop Size Distributions Measured by Radar Wind Profiler and by Airplane, *Journal of Applied Meteorology and Climatology*, 32, 694 – 699, [https://doi.org/10.1175/1520-0450\(1993\)032<0694:CORSDM>2.0.CO;2](https://doi.org/10.1175/1520-0450(1993)032<0694:CORSDM>2.0.CO;2), 1993.

- Sato, Y., Shima, S.-i., and Tomita, H.: A grid refinement study of trade wind cumuli simulated by a Lagrangian cloud microphysical model: the super-droplet method, *Atmospheric Science Letters*, 18, 359–365, <https://doi.org/10.1002/asl.764>, 2017.
- Schlottke, J., Straub, W., Beheng, K. D., Gouma, H., and Weigand, B.: Numerical Investigation of Collision-Induced Breakup of Raindrops. Part I: Methodology and Dependencies on Collision Energy and Eccentricity, *Journal of the Atmospheric Sciences*, 67, 557 – 575, <https://doi.org/10.1175/2009JAS3174.1>, 2010.
- Schulz, H. and Stevens, B.: Evaluating Large-Domain, Hecto-Meter, Large-Eddy Simulations of Trade-Wind Clouds Using EUREC4A Data, *Journal of Advances in Modeling Earth Systems*, 15, <https://doi.org/10.1029/2023MS003648>, 2023.
- Seifert, A. and Heus, T.: Large-eddy simulation of organized precipitating trade wind cumulus clouds, *Atmospheric Chemistry and Physics*, 13, 5631–5645, <https://doi.org/10.5194/acp-13-5631-2013>, 2013.
- Seifert, A., Khain, A., Blahak, U., and Beheng, K. D.: Possible Effects of Collisional Breakup on Mixed-Phase Deep Convection Simulated by a Spectral (Bin) Cloud Model, *Journal of the Atmospheric Sciences*, 62, 1917 – 1931, <https://doi.org/10.1175/JAS3432.1>, 2005.
- Shima, S., Kusano, K., Kawano, A., Sugiyama, T., and Kawahara, S.: The super-droplet method for the numerical simulation of clouds and precipitation: a particle-based and probabilistic microphysics model coupled with a non-hydrostatic model, *Quarterly Journal of the Royal Meteorological Society*, 135, 1307–1320, <https://doi.org/10.1002/qj.441>, 2009.
- Shima, S., Sato, Y., Hashimoto, A., and Misumi, R.: Predicting the morphology of ice particles in deep convection using the super-droplet method: development and evaluation of SCALE-SDM 0.2.5-2.2.0, -2.2.1, and -2.2.2, *Geoscientific Model Development*, 13, 4107–4157, <https://doi.org/10.5194/gmd-13-4107-2020>, 2020.
- Shipway, B. and Hill, A.: The Kinematic Driver model (KiD), Technical Re, 2011.
- Shipway, B. J. and Hill, A. A.: Diagnosis of systematic differences between multiple parametrizations of warm rain microphysics using a kinematic framework, *Quarterly Journal of the Royal Meteorological Society*, 138, 2196–2211, <https://doi.org/10.1002/qj.1913>, 2012.
- Simmel, M. and Wurzler, S.: Condensation and activation in sectional cloud microphysical models, *Atmospheric Research*, 80, 218–236, <https://doi.org/10.1016/j.atmosres.2005.08.002>, 2006.
- Simmel, M., Trautmann, T., and Tetzlaff, G.: Numerical solution of the stochastic collection equation—comparison of the Linear Discrete Method with other methods, *Atmospheric Research*, 61, 135–148, [https://doi.org/10.1016/S0169-8095\(01\)00131-4](https://doi.org/10.1016/S0169-8095(01)00131-4), 2002.
- Smoluchowski, M. V.: Drei Vortrage uber Diffusion, Brownsche Bewegung und Koagulation von Kolloidteilchen, *Zeitschrift fur Physik*, 17, 557–585, 1916.
- Stevens, B. and Seifert, A.: Understanding macrophysical outcomes of microphysical choices in simulations of shallow cumulus convection, *Journal of the Meteorological Society of Japan. Ser. II*, 86A, 143–162, <https://doi.org/10.2151/jmsj.86A.143>, 2008.
- Straub, W., Beheng, K. D., Seifert, A., Schlottke, J., and Weigand, B.: Numerical Investigation of Collision-Induced Breakup of Raindrops. Part II: Parameterizations of Coalescence Efficiencies and Fragment Size Distributions, *Journal of the Atmospheric Sciences*, 67, 576 – 588, <https://doi.org/10.1175/2009JAS3175.1>, 2010.
- Suematsu, T., Kodama, C., Yamada, Y., Miura, H., Takasuka, D., and Miyakawa, T.: Microphysics dependency in 3.5km NICAM DYAMOND phase 2 experiments, in: *AGU Fall Meeting Abstracts*, vol. 2021, 2021.
- Szakáll, M. and Urbich, I.: Wind tunnel study on the size distribution of droplets after collision induced breakup of levitating water drops, *Atmospheric Research*, 213, 51–56, <https://doi.org/10.1016/j.atmosres.2018.05.007>, 2018.
- Takasuka, D., Kodama, C., Suematsu, T., Ohno, T., Yamada, Y., Seiki, T., Yashiro, H., Nakano, M., Miura, H., Noda, A. T., Nasuno, T., Miyakawa, T., and Masunaga, R.: How Can We Improve the Seamless Representation of Climatological Statistics and Weather Toward Re-

- liable Global K-Scale Climate Simulations?, *Journal of Advances in Modeling Earth Systems*, 16, <https://doi.org/10.1029/2023MS003701>, 2024.
- Telford, J. W.: A NEW ASPECT OF COALESCENCE THEORY, *Journal of Meteorology*, 12, 436–444, [https://doi.org/10.1175/1520-0469\(1955\)012<0436:ANAOCT>2.0.CO;2](https://doi.org/10.1175/1520-0469(1955)012<0436:ANAOCT>2.0.CO;2), 1955.
- 795 Testik, F. and Rahman, M.: First in situ observations of binary raindrop collisions, *Geophysical Research Letters*, 44, 1175–1181, <https://doi.org/10.1002/2017GL072516>, 2017.
- Testik, F. Y.: Outcome regimes of binary raindrop collisions, *Atmospheric Research*, 94, 389–399, <https://doi.org/10.1016/j.atmosres.2009.06.017>, 2009.
- Testik, F. Y., Barros, A. P., and Bliven, L. F.: Toward a Physical Characterization of Raindrop Collision Outcome Regimes, *Journal of the*
800 *Atmospheric Sciences*, 68, 1097 – 1113, <https://doi.org/10.1175/2010JAS3706.1>, 2011.
- vanZanten, M. C., Stevens, B., Nuijens, L., Siebesma, A. P., Ackerman, A. S., Burnet, F., Cheng, A., Couvreux, F., Jiang, H., Khairoutdinov, M., Kogan, Y., Lewellen, D. C., Mechem, D., Nakamura, K., Noda, A., Shipway, B. J., Slawinska, J., Wang, S., and Wyszogrodzki, A.: Controls on precipitation and cloudiness in simulations of trade-wind cumulus as observed during RICO, *Journal of Advances in Modeling Earth Systems*, 3, <https://doi.org/10.1029/2011MS000056>, 2011.
- 805 Yin, C., Shima, S., Xue, L., and Lu, C.: Simulation of marine stratocumulus using the super-droplet method: numerical convergence and comparison to a double-moment bulk scheme using SCALE-SDM 5.2.6-2.3.1, *Geoscientific Model Development*, 17, 5167–5189, <https://doi.org/10.5194/gmd-17-5167-2024>, 2024.

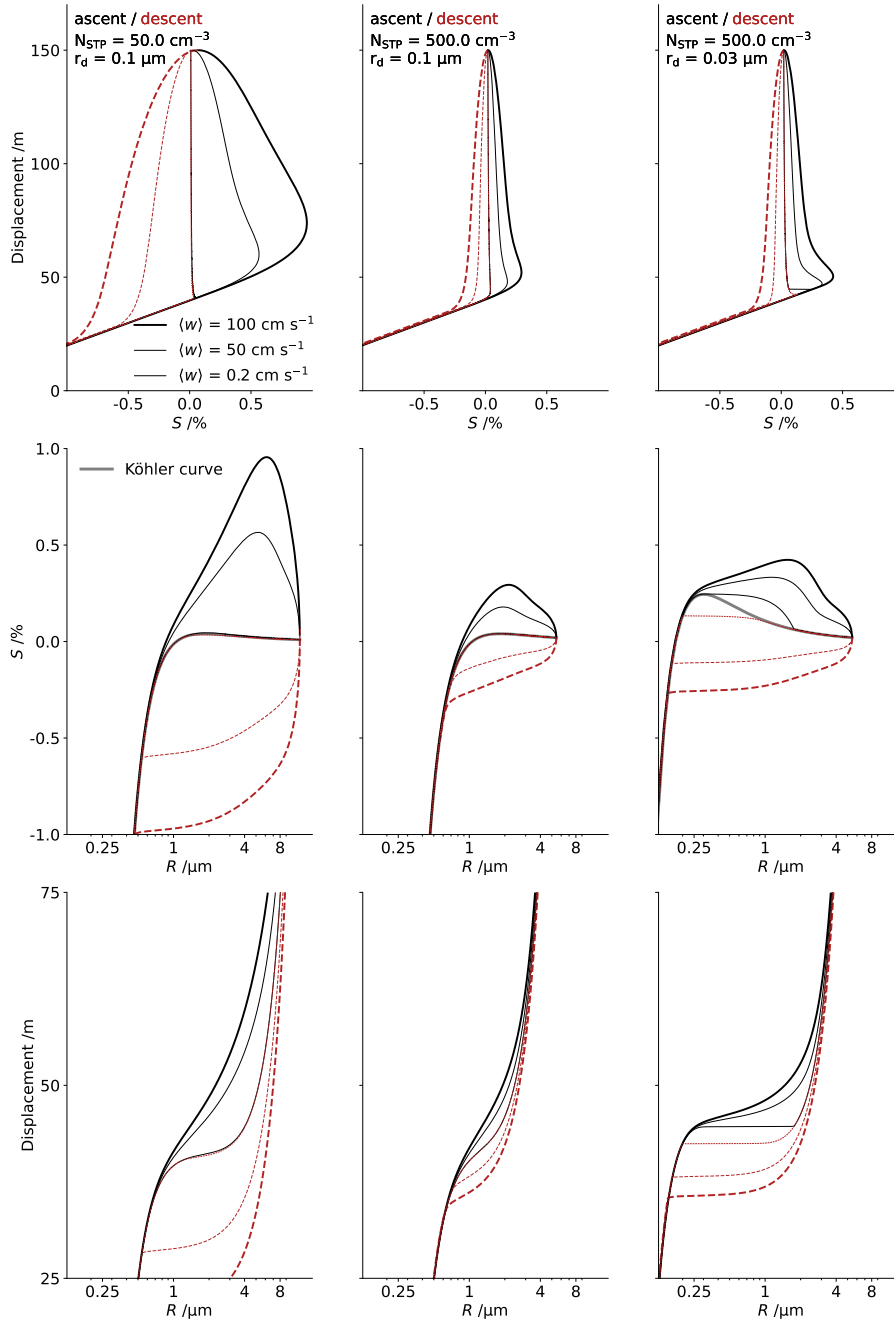


Figure 7. Test of condensation/evaporation as in Arabas and Shima (2017, Sect.7, Figure 5). The panels are the same as in Arabas and Shima (2017), except the radius in the third column is $0.02\mu\text{m}$ smaller, because slightly different numerics and initial thermodynamic conditions affect the radius at which cusp bifurcation is observed. Each column shows the evolution of an air parcel as it adiabatically rises and falls with a certain number concentration and initial radius of mono-distributed dry aerosol. Top row: the displacement of the parcel against its supersaturation; Middle row: The supersaturation as a function of the droplet radii; Bottom row: the displacement of the parcel against the droplet radii.

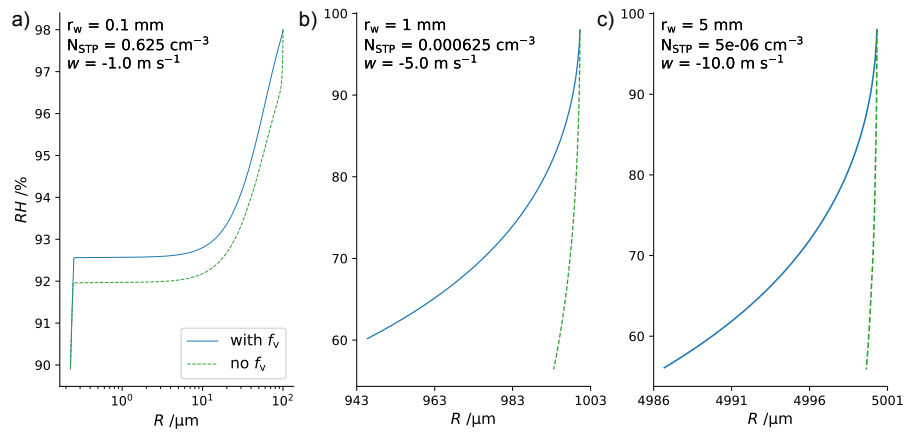


Figure 8. The effect of ventilation on the evolution of wet droplets and relative humidity in falling parcel simulations, for droplets initially with radius, a) 0.1 mm, b) 1 mm, and c) 5 mm. The blue solid lines show simulations accounting for ventilation according to Equation 3 and the green dashed lines show simulations with $f_v = 1.0$.

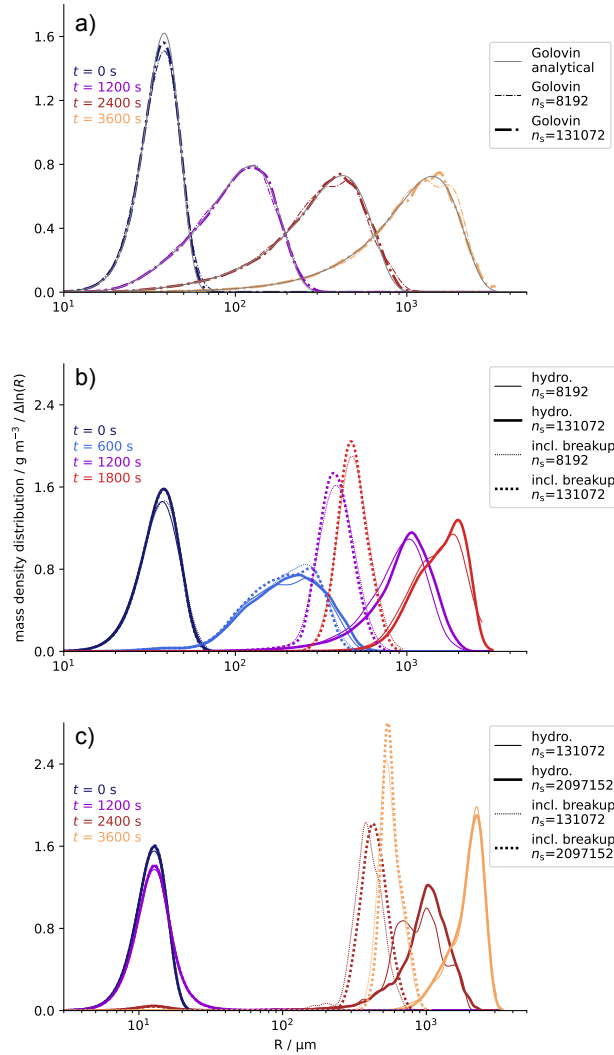


Figure 9. Test of SDM collisions as in Shima et al. (2009, Sec. 5.1.4, Figure 2). The line-style indicates the collision kernel; the line-width indicates the number of superdroplets, n_s ; the colour indicates the time. Panel a) additionally shows the analytical solution for the Golovin kernel at each time (solid grey). The panels are the same as in Shima et al. (2009) except in panels b) and c), where, as well as the hydrodynamic kernel, we additionally plot the distribution's evolution when breakup and rebound are accounted for, based on the parametrisations from Testik (2009), Straub et al. (2010), and Schlottke et al. (2010), (see main text, Section 3).

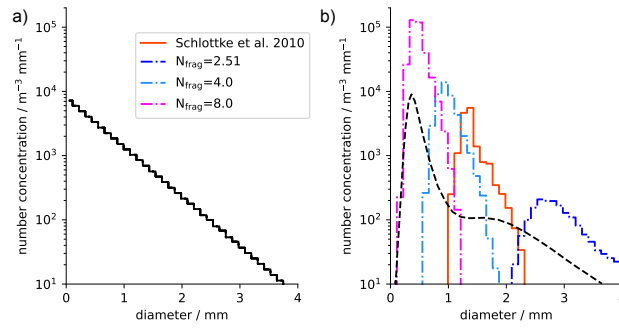


Figure 10. Test of SDM collisions as in Shima et al. (2009, Sec. 5.1.4, Figure 2). The line-style indicates the collision kernel; the line-width indicates the droplet number of superdroplets, N ; the colour indicates the time. Sub-figure concentration distribution normalised by its bin width for a) additionally shows the analytical solution for initial droplet size distribution of all the Golovin kernel at each time (solid grey). The sub-figures are the same as in Shima et al. (2009) except in panels b) and c), where, as well as the hydrodynamic kernel, we additionally plot the stationary droplet size distribution's evolution when breakup and rebound are accounted after 7200 s for simulations using Cleo with different parametrisations for calculating the number of fragments in the event of collisional breakup; additionally, based on a reproduction of the parametrisations results from Schlottke et al. (2010), Straub et al. (2010), and Testik et al. (2011) is plotted (see main text, Section 3 black dashed line).

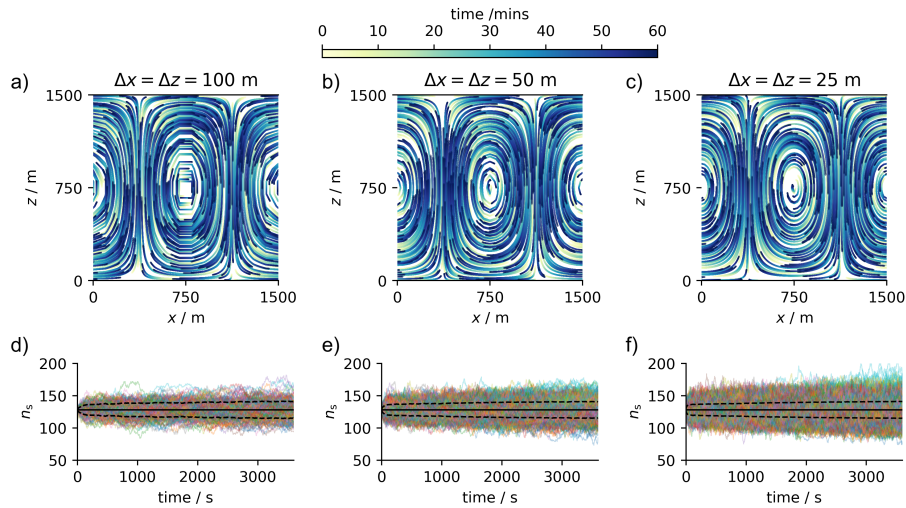


Figure 11. Results of tracer particle motion in the 2-D divergence free laminar flow described by Arabas et al. (2015). Grid-spacing decreases in each column from top-left to bottom-panel right. Panels a, b, and c show the trajectories of a random sample of 500 superdroplets; Panels d, e, and f show the number of superdroplets in each grid-box over time, as well as the mean across all the grid-boxes (black; solid) and the standard deviation (black; dashed). The variance is caused by superdroplets leaving/entering different grid-boxes.

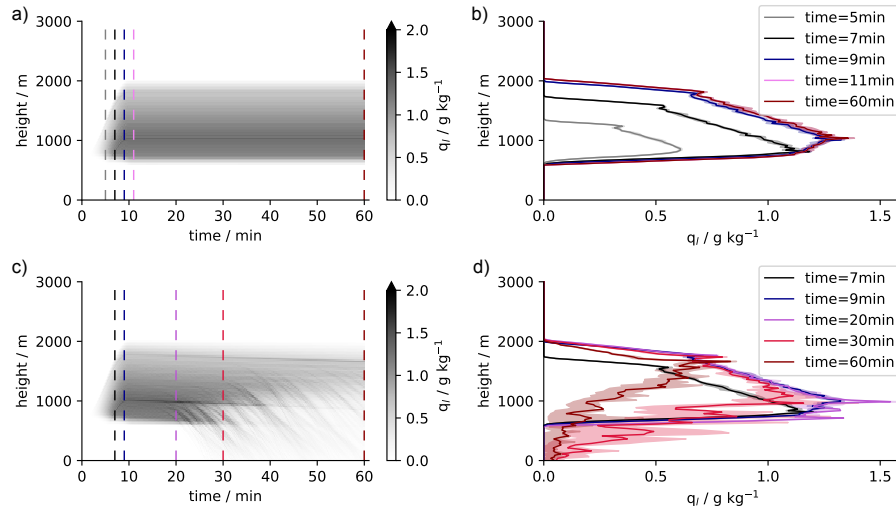


Figure 12. Evolution of the liquid water mass mixing ratio, q_l , during the 1-D KiD test-case: (a-b) only modelling condensation/evaporation, (c-d) modelling condensation/evaporation, collision-coalescence and droplet sedimentation. Results are shown for the mean and interquartile range over an ensemble of 10 members, and figures b) and d) are cross sections across the vertical coloured lines in a) and b) respectively.

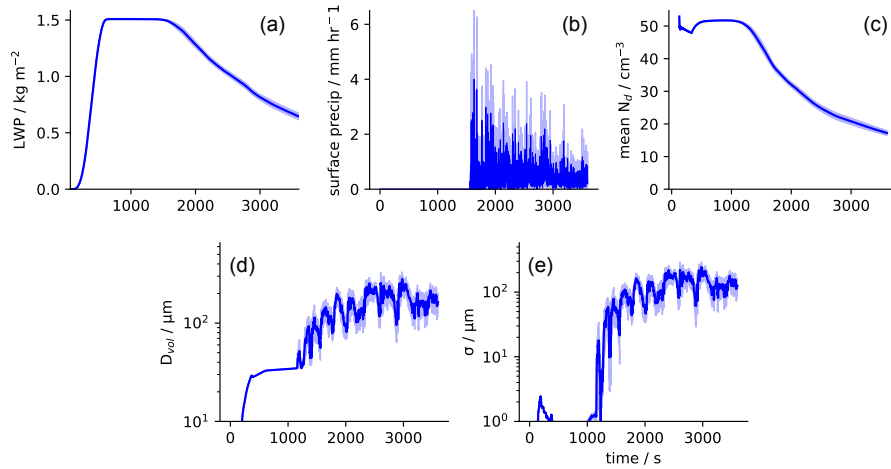


Figure 13. The evolution of a) the liquid water path, b) surface precipitation, c) mean in-cloud droplet number concentration, d) the mean volume diameter at 700 m, and e) its standard deviation in our 1-D KiD test-case modelling condensation/evaporation, collision-coalescence and droplet sedimentation. The solid lines are the mean the shading is the mean \pm standard error for the 10-member ensemble. These plots correspond to the plots in Figure 3a,d,g,j,m (first column) of Hill et al. (2023) but with a smaller ensemble size and without any smoothing they might have used in post-processing.

Symbol	Meaning
a_i	i^{th} SD's attributes
a'_i	x_i and all i^{th} SD's intensive attributes
$\frac{a}{R_i}$	effect of curvature on the saturation at i^{th} SD's surface
(α, β)	(absolute, relative) tolerances of the standard local error test for convergence
α_1	constant = $6.954 \times 10^7 \text{ m}^{-\beta_1}$
α_2	constant = $1.069 \times 10^3 \text{ m}^{-\beta_2}$
$\frac{b}{R_i^3}$	effect of reduction in water vapour pressure due to the presence of i^{th} SD's solute
β_1	constant = 1.963
β_2	constant = 0.702
$\tilde{\gamma}_G$	permitted number of consecutive coalescence events
E_G	$\in [0, 1]$; coalescence efficiency
F_d	vapour diffusion factor
F_k	heat conductivity factor
frag	i^{th} SD labelled as a fragment from breakup
f_v	ventilation factor
$g(Z)$	polynomial for the Newton-Raphson method
K_{jk}	collision kernel for two real droplets, j and k
λ_{mp}	$\lambda_{\text{mp}} = 4.1 \times 10^3 R_{\text{wp}}^{-0.21} \text{ m}^{-1}$, with $R_{\text{mp}} = 54 \text{ mm h}^{-1}$
$M_{s,i}$	i^{th} SD's mass of solute (aerosol)
$M_{T,i}$	i^{th} SD's total mass
N_{frag}	total number of fragments from a droplet breakup event
N_{mp}	constant = $8 \times 10^6 \text{ m}^{-4}$
n_s	number of superdroplets in a given collision volume
ξ_i	i^{th} SD's multiplicity
p_G	probability that two superdroplets collide
$P_{c,jk}$	$P_{c,jk} = E_G P_{jk}$; probability two droplets, j and k , coalesce given that they collided
P_{jk}	probability that two real droplets, j and k , collide
$p(R)$	exponential droplet size distribution (Marshall and Palmer, 1948)
R_j	i^{th} SD's radius
(R_S, R_L)	radius of (smaller, larger) droplet out of two real droplets, j and k
ρ_l	density of liquid water
$\rho_{s,i}$	density of i^{th} SD's solute

Table B1. Part I of the definitions for all the mathematical notation used in this paper listed in alphabetical order. For brevity “superdroplet” has been abbreviated to “SD” here.

<u>Symbol</u>	<u>Meaning</u>
σ_L	<u>surface tension of liquid water</u>
S	<u>ambient saturation ratio of the grid-box</u>
S_c	<u>surface tension energy of two coalesced droplets</u>
(S_S, S_L)	<u>surface tension energy of (smaller, larger) droplet out of two real droplets, j and k</u>
T_E	<u>collision kinetic energy</u>
T	<u>temperature</u>
t	<u>time</u>
Δt_{coll}	<u>collision time interval i.e. collision time-step</u>
Δt_{cond}	<u>time-step for condensation/evaporation</u>
Δt_{in}	<u>time-step for superdroplet motion</u>
u_i	<u>i^{th} SD's velocity</u>
ΔV	<u>collision volume i.e. grid-box volume</u>
$v_{i,\infty}$	<u>i^{th} SD's terminal velocity</u>
w	<u>wind velocity</u>
$\langle w \rangle$	<u>mean vertical velocity</u>
w_1	<u>maximum speed constant</u>
ϕ_α	<u>random number</u>
ϕ'_α	<u>re-drawn or re-scaled random number</u>
x_i	<u>i^{th} SD's spatial coordinates</u>
$(\Delta x, \Delta z)$	<u>grid-spacing in 2-D domain (x, z) directions</u>
W	<u>Weber number</u>
Z	<u>$(R_i^{n+1})^2$; squared value of i^{th} SD's radius at the $(n+1)^{\text{th}}$ time-step</u>

Table B2. Part II of the definitions for all the mathematical notation used in this paper listed in alphabetical order. For brevity “superdroplet” has been abbreviated to “SD” here.