

Wet and dry seasons modulate coastal coccolithophore dynamics off South-western Nigeria (Gulf of Guinea)

Falilu Adekunbi^{1,2,3}, Michaël Grelaud³, Gerald Langer³, Lucian Chukwu¹, Marta Alvarez⁴, Shakirudeen Odunuga⁵, Kai G. Schulz⁶, Patrizia Ziveri^{3,7,8}

¹Department of Marine Sciences, Faculty of Science, University of Lagos (UNILAG), Lagos, Nigeria

²Nigerian Institute for Oceanography and Marine Research, (NIOMR) Lagos, Nigeria

³Institut de Ciència i Tecnologia Ambientals (ICTA-UAB), Universitat Autònoma de Barcelona, Barcelona, Spain

⁴Instituto Español de Oceanografía (IEO-CSIC), A Coruña, Spain

⁵Department of Geography, Faculty of Social Sciences, University of Lagos (UNILAG), Lagos, Nigeria

⁶Centre for Coastal Biogeochemistry, School of Environment Science and Engineering, Southern Cross University, Lismore, NSW 2480, Australia

⁷Catalan Institution for Research and Advanced Studies (ICREA), Barcelona, Spain

⁸Department of Animal Biology, Plant Biology and Ecology (BABVE), Universitat Autònoma de Barcelona, Barcelona, (ICTA-UAB), Spain

Correspondence to: Michaël Grelaud (michael.grelaud@uab.cat)

Abstract. Coccolithophores are calcifying unicellular phytoplankton at the base of the marine food web, playing a key role in pelagic calcium carbonate production. While their sensitivity to environmental change is well established, their ecological importance in tropical coastal systems remains underexplored, particularly along the African coastline. Here, we present the first multi-seasonal assessment of living coccolithophore communities off Lagos, southwest Nigeria, in the Gulf of Guinea. Periodic sampling was conducted at three coastal stations from December 2018 to April 2021 to evaluate species composition, standing stocks, diversity, and ecological drivers. Coccolithophore abundances showed clear seasonal patterns, with significantly higher ($p < 0.05$) standing stocks and diversity during the wet season. Total abundances ranged from 0.3×10^3 cells L^{-1} in the dry season to 5.5×10^3 cells L^{-1} in the wet season, with *Gephyrocapsa oceanica* dominating dry periods and *Emiliana huxleyi* prevailing during the wet season. Seasonal changes were linked to the migration of the Intertropical Convergence Zone (ITCZ), which modulates precipitation and current direction along the Gulf of Guinea. Interestingly, chlorophyll-*a* concentrations appeared decoupled from coccolithophore abundance, suggesting other phytoplankton groups may drive primary productivity in this region. Despite regional differences in oceanographic settings, the observed standing stocks fall within the global range of coastal coccolithophore assemblages, supporting the hypothesis that these communities are shaped by a set of common ecological constraints. As tropical coastal regions already face multiple pressures from climate change, projected southward shifts of the ITCZ could alter precipitation regimes and current dynamics, with potential implications for coccolithophore community composition and coastal biogeochemical cycling.

1 Introduction

Coccolithophores are a dominant group of calcareous phytoplankton. They play an important role in global biogeochemical cycling and account for up to 90% of pelagic calcium carbonate production in the open ocean (Ziveri et al. 2023). They are a key component of the marine food web, and their significance in open ocean areas has long been recognised (Balch et al., 2019; Li et al., 2024; Poulton et al., 2017). More recently their ecological role in coastal areas has been emphasized (e.g., Addante et al., 2023; Godrijan et al., 2018), as coastal waters often display considerable seasonal and interannual variability. This is due to the interplay of land-sea physical and biogeochemical processes such as water mass mixing, coastal geomorphology, river inputs and runoff, as well as variability in primary productivity and respiration (Carstensen et al., 2019). These coastal environmental parameters, that mainly drive coccolithophore seasonality, vary with geographic and oceanographic settings (Godrijan et al., 2018; Keuter et al., 2023; Priyadarshani et al., 2019). Sometimes dominating effects can be identified, e.g. seasonal upwelling (Ausín et al., 2018; Fiúza, 1984; Moita et al., 2003; Silva et al., 2008), or seasonal mixing (Keuter et al., 2022; Šupraha et al., 2016). However, despite the crucial role coccolithophores play as marine primary producers, a limited number of studies have addressed their region-specific seasonal variability in neritic environments (Bonomo et al., 2014, 2018a, 2018b; O'Brien et al., 2013). This is especially true for African coastal areas, which are often overlooked in coccolithophores research. In particular, no study to date has investigated coccolithophores in the Gulf of Guinea, along the western coast of central Africa, where previous research has instead focused on diatoms and dinoflagellates as the dominant primary producers (Anang, 1979; Issifou et al., 2014; Koffi et al., 2024; Seu-Anoï et al., 2011). Climate change and anthropogenic activities are profoundly altering coastal ecosystems (He et al., 2019), especially in tropical regions (Kleypas, 2019), where hydrographic conditions are closely linked to atmospheric circulation patterns (Li et al., 2016). In the Gulf of Guinea, climate is strongly influenced by the Intertropical Convergence Zone (ITCZ), a region where the Northeast and Southeast trade winds converge. The region exhibits pronounced seasonality, primarily driven by ITCZ shifts caused by differential heating of the land and ocean, which strongly influence rainfall patterns (Kang, 2020; Nwankwo, 1996; Odekunle et al., 2008). This mechanism controls the location of the subtropical Atlantic biogeochemical divide, with a high-phosphate, low-iron system in the south, and a low-phosphate, high-iron system in the north (Schlosser et al., 2014). Recent projections suggest that the ITCZ is expected to narrow and shift southwards due to ongoing climate change (Mamalakis et al., 2021) while local observations have demonstrated a shift in rainfall pattern, intensity and frequency (Fasona et al., 2019), with potentially significant implications for tropical climate regimes and marine productivity. In the nearby Cabo Verde region, northwest of the Gulf of Guinea, previous studies have shown that the seasonal migration of the ITCZ is a key driver of coccolithophore species distribution (Narciso et al., 2021; Silva et al., 2013). This underscores the urgent need to better understand the dynamics and response of the primary producers, which form the base of the food web, to such environmental changes. In this study, we present the first periodic monitoring of coccolithophore communities and associated environmental parameters in coastal waters off Lagos, Nigeria, from December 2018 to April 2021, encompassing both the wet and dry seasons, characteristic of the region. The objectives were (1) to assess seasonal variability in coccolithophore abundance and

community structure, and (2) to identify the environmental factors driving these dynamics, with the overarching goal of advancing our understanding of the ecology of this key group of marine primary producers in the Gulf of Guinea.

2 Materials and methods

2.1 Study area

The study area is situated off the coast of Lagos (southwestern Nigeria) in the Gulf of Guinea (Fig. 1). The main oceanographic settings in the area are modulated by the equatorial currents of the Eastern Equatorial Atlantic Ocean: the equatorward Canary Current (CC) flowing along the western coasts of North Africa connects to the eastward North-Eastern Counter Current (NECC). The eastward Guinea Current (GC), which is an extension of the NECC (Hisard et al., 1980), flows along the coast of West Africa at a latitude of 4.5°N (Fig 1). The coastal GC is dominant through the year, reaching a maximum velocity of 1 m.s⁻¹ from August to September in the vicinity of Cape Palmas in Côte d'Ivoire up to the West of Lagos (Da-Allada et al., 2021; Djakouré et al., 2017; Sohoun et al., 2020). The GC transports warm (23-32 °C) and less salty water masses whose variability is driven by precipitation, wind stress and diffusion due to vertical shear (Alory et al., 2021; Awo et al., 2018; Binet, 1997). Off the Cameroun coast, the steep continental slope causes a reflection of the GC towards the west, forming the South Equatorial Current (SEC). Close to the SEC is a sub-surface eastward flow of the Equatorial Under Current (EUC) (van Benthum, 2012). During major upwelling in boreal summer (July to September) shoaling of the thermocline, brought about by the strengthening of the GC, drives a cooling of the surface ocean along the coast of Côte d'Ivoire and Ghana with a weak signal on the Western flank of Lagos coast (Oyewo et al., 1982; Sohoun et al., 2020). This seasonal coastal cooling influences regional climate and also transports carbon-rich deep waters that seasonally drive variability in carbonate chemistry (Koffi et al., 2016). Primary production, also fuelled by upwelling, supports fisheries in the Gulf of Guinea Djakouré et al., 2014; Zeller et al., 2020).

The rainfall in the Lagos coastal environment is characterized by a double maximum pattern where according to Nwankwo (1996) the dry season commences in November and extends until April while the wet season is from May to October with a break in August (Fig. 1). However, climate change has resulted already in local shifts in rainfall pattern, intensity and frequency, consequently the wet season now extends to November reaching a peak in July and September (Fasona et al., 2019). To take into account this shift, in this study the dry season is defined from December to April, while the wet season is defined from May to November. Seasonality in rainfall in this rainforest zone is brought about by continental scale movement of the ITCZ due to shifts in tropical maritime and continental air masses (Odekunle et al., 2008) as well as seasonal migration of the southeast trade wind system (Nwankwo et al., 2003).

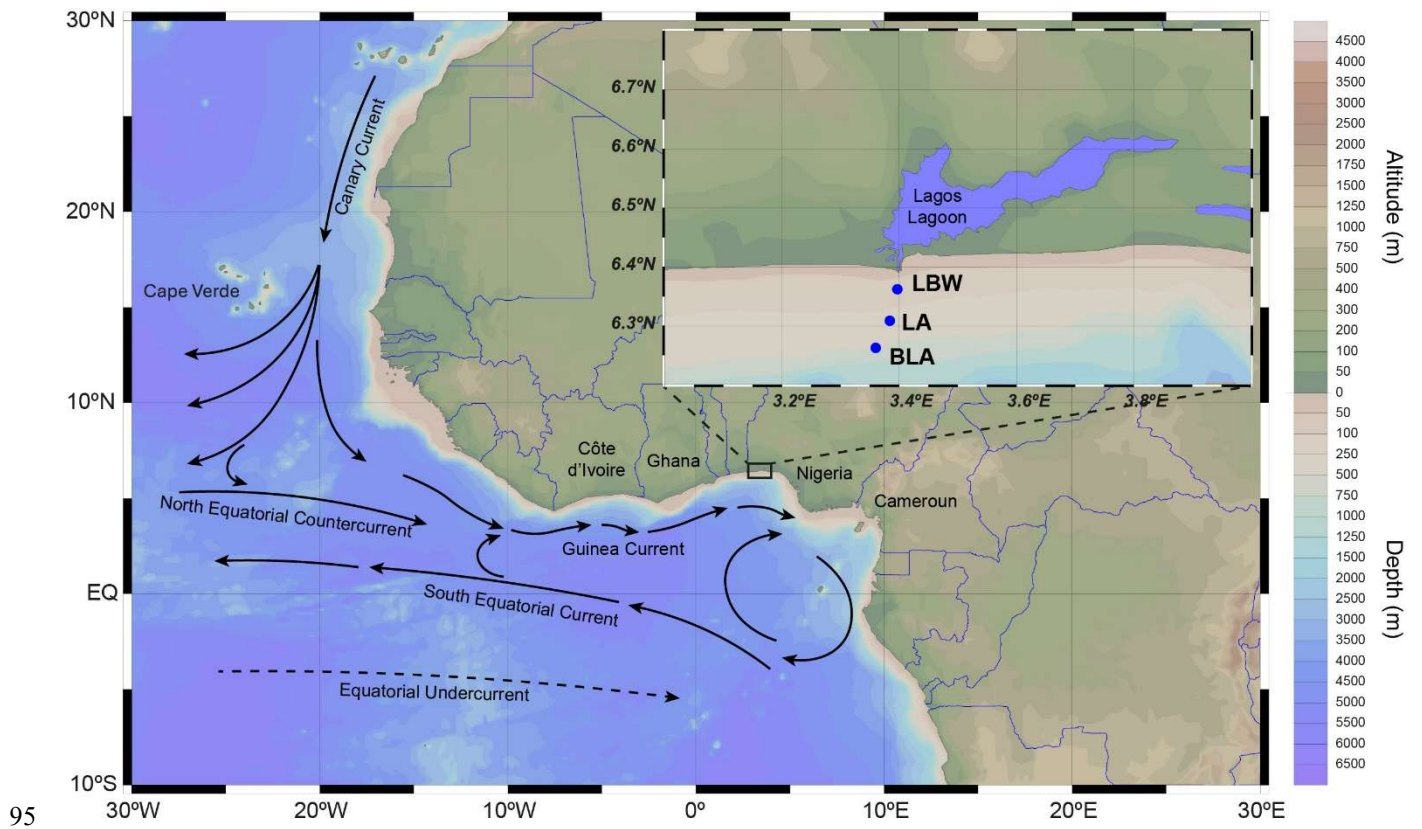


Figure 1: General and local study area maps. The main surface currents in the Gulf of Guinea are presented in the general map (modified from Diop et al., 2014), while the 3 study sites are presented on the zoomed map in the upper right corner: Lagos Breakwater (LBW), Lagos Anchorage (LA) and Beyond Lagos Anchorage (BLA). Map produced with Ocean Data View (Schlitzer 2023).

2.2 Sampling strategy

Discrete samples of seawater were collected at three stations off Lagos in the Gulf of Guinea, onboard the M/V Sea Marshal of the Nigerian Maritime Administration and Safety Agency (NI-MASA) (Fig.1, Table 1). The three stations, Beyond Lagos Anchorage (BLA), Lagos Anchorage (LA) and Lagos Breakwaters (LBW) are respectively situated at 33.4, 22.2 and 11.1 km offshore, south of Lagos Harbour (Fig. 1). A total of 13 sampling campaigns were carried out between December 2018 and April 2021. A total of 99 samples were collected across the three stations at consistent depths ranging between 5 and 50 m (Table 1). The water samples were collected with a 2.5L Teflon coated Niskin bottle (Model 1010, General Oceanics, Miami, FL, USA) with a graduated cable fastened to a 3kg weight to allow sinking to target depth. A multiparametric YSI model Pro 1030 probe with an extended cable was used to measure the temperature ($\pm 0.2^{\circ}\text{C}$) and the salinity (± 0.1 PSU) at each target depth. Discrete seawater samples at target depths were taken to assess the coccolithophore community and target environmental variables (dissolved inorganic nutrients, chlorophyll-*a* concentrations and seawater carbonate chemistry).

Table 1: Station names, coordinates, sea floor depth and target sampling depths.

Station Name	Latitude	Longitude	Bottom Depth (m)	Sampling Depths (m)
Beyond Lagos Anchorage (BLA)	6.26278	3.36037	51	5/25/50
Lagos Anchorage (LA)	6.30861	3.38417	36	5/25/35
Lagos Breakwater (LBW)	6.36222	3.39750	17.6	5/15

2.3 Coccolithophore community

The seawater samples for coccolithophore community composition were stored shortly (<5 hours) in precleaned containers before filtering them in the laboratory. For each sample, an average of 2 litres of seawater was filtered on a polycarbonate membrane (0.4µm pore size, 47mm diameter) for Scanning Electron Microscope (SEM) analyses, and cellulose acetate membrane (0.45µm pore size, 47mm diameter) for polarized light microscopy. The samples were then oven-dried at 60°C for one hour before storage in plastic Petri dishes.

Coccolithophore quantification for standing stock and taxonomy was performed on an 8mm × 8mm piece of filter mounted on glass slides with Canada Balsam. The counting was performed with a ×1000 magnification Olympus polarized light microscope (model BX-51 U-FMP). A minimum of 100 (up to 513) coccospheres were counted per sample. The taxonomic identification was carried out following the coccolithophore light microscopy guide by Frada et al. (2010), the Nannotax3 website (<http://ina.tmsoc.org/Nannotax3/>) and further confirmed with SEM. Based on coccosphere counts, absolute density in cells L⁻¹ was calculated following the equation (Oviedo et al., 2014; Ziveri et al., 1995):

$$CD = \left(\frac{A \times N}{a} \right) \div V$$

Where: CD = Coccospheres concentration (cell L⁻¹)

A = Effective filtered area (mm²)

N = Number of coccospheres counted

a = Analyzed area (mm²)

V = volume of water filtered (l)

For SEM, a random section of the filter was stuck on stubs and coated (EMITECH K550X) with 95% Gold and 5% Palladium at a current of 20 mA for 3 minutes. Taxonomic identifications were performed with a MERLIN SEM at a magnification of ×3000, following the identification guide by Young et al. (2003).

2.4 Carbonate chemistry variables

Seawater samples for carbonate chemistry analysis were collected in acid-washed borosilicate bottles and preserved with HgCl₂ following Dickson et al. (2007). Analyses were conducted at the INOCEN laboratory (IEO-CSIC, Spain) within six months of collection. For 2018–2020 samples, TA and DIC were measured; while for 2021, TA and pH were analysed due to equipment issues. DIC was measured coulometrically with a VINDTA 3D system, calibrated using certified reference material (CRM;

batch #177), with an accuracy of $\pm 2.0 \mu\text{mol kg}^{-1}$. TA was determined via potentiometric titration using a Titrand 909 system and CRM (batch #190), achieving $\pm 2 \mu\text{mol kg}^{-1}$ precision. pH was measured spectrophotometrically with *m*-cresol purple and a SHIMADZU UV-2600, at $25 \pm 0.2^\circ\text{C}$, yielding ± 0.002 pH unit accuracy. All pH values are reported on the total scale for in situ conditions. See Supplementary Material for more details.

2.5 Dissolved inorganic nutrients

Dissolved inorganic nutrients samples were subsampled from the polyethylene bottles collected for the coccolithophore community sampling and an aliquot was stored at 4°C until analyses in less than 24 hours. The samples were filtered through a $0.45 \mu\text{m}$ Glass Fibre filter and the filtrate was used for the determination of NO_2^- , NO_3^- , PO_4^{3-} , DIN ($\text{NO}_3\text{-N}$, $\text{NO}_2\text{-N}$, and $\text{NH}_3\text{-N}$), and silicate (Si(OH)_4) using a HACH DR 3900 spectrophotometer following (Rice et al., 2012).

2.6 Chlorophyll-*a*

For each sample, 200mL of seawater was filtered through a Whatman GF/F, glass fibre filter (nominal pore size $0.7 \mu\text{m}$, 47 mm diameter). If immediate filtration was not possible, the water samples were kept on ice in the dark and filtered within 24 hours. Filter homogenization and pigment extraction was carried out with 90% acetone overnight in the dark at 4°C , following standard protocols (Arar et al., 1997). The concentration of Chlorophyll-*a* (Chl-*a*) was then determined with a Lamotte Smart Spectro spectrophotometer. Results were validated with calibration standards and squared correlation coefficients $r^2 > 0.9990$ were considered acceptable (Panagiotopoulos et al., 2009).

2.7 External datasets integration

To put our results into perspective, existing dataset were used and processed. Monthly precipitation (mm/hr) between 20°N and 10°S over the study area, was retrieved from the Goddard Earth Sciences Data Information Services Center (GES DISC, Huffman et al., 2019). The data collected covers the study period with a resolution of $0.1^\circ \times 0.1^\circ$. The data of the monthly eastward seawater velocity were retrieved from the Copernicus Marine Environment Monitoring Service (CMEMS) through the Global Ocean Ensemble Physics Reanalysis (2023). They cover the study period with a resolution of $0.25^\circ \times 0.25^\circ$. Both datasets were extracted with SeaDAS (version 8.4.0, <https://seadas.gsfc.nasa.gov/>) using the pixel extraction tool. For precipitation, the data for each pixel in the area of interest was extracted for each month, while for the eastward sea water velocity, the data at the location of each station was extracted within a window size of 5×5 pixels (i.e.: $1.25^\circ \times 1.25^\circ$). The data extracted were processed and mapped with Ocean Data View (Schlitzer, 2023).

Global datasets for coccolithophore standing stocks (de Vries et al., 2020; O'Brien, 2012) were retrieved and process in order to compare with our results. Only samples collected in coastal areas ($< 50\text{km}$ from the coastline) and with a maximum seafloor depth of 100m, to match the characteristics of our study sites (Table 1), were processed. The selected samples were then organized and averaged for major oceanic regions (see supplementary material for more details).

2.8 Statistical analyses

170 To test whether environmental parameters and coccolithophore community composition differed between the dry and wet seasons, and to identify which environmental conditions may influence coccolithophore communities, statistical analyses were performed using RStudio (v4.3.1; RStudio Team, 2020). The Shapiro-Wilk test was used to assess the normality of each variable within each season (Table S2). When normality was observed for a given parameter or species in both seasons, Welch two-sample t-test was applied to compare means between seasons (Table S3). When normality was not met for at least one
175 season, the non-parametric Wilcoxon rank-sum test was used instead (Table S4). Finally, a principal component analysis (PCA) and Pearson correlations (Table S5) were performed between the environmental parameters and the coccolithophore data to explore patterns and interactions. See Supplementary Material for more details.

3 Results

3.1 Coccolithophore distribution

180 Only heterococcolithophores were identified in all the samples (15 taxa, Table S1, Fig. S1), as no holococcolithophore could be observed. Total coccosphere abundances varied through the studied period from a minimum of 0.3×10^3 cells L⁻¹ which coincided with the dry season to a maximum of 47.5×10^3 cells L⁻¹ in the wet season. Wet season abundances were on average higher ($17.3 \times 10^3 \pm 11.4 \times 10^3$ cells L⁻¹) compared to dry season records ($10.6 \times 10^3 \pm 9.2 \times 10^3$ cells L⁻¹) (Fig. 2d and f). In general, the average abundances were higher at the midpoint station LA ($14.4 \times 10^3 \pm 12.3 \times 10^3$ cells L⁻¹), followed by the
185 farthest station BLA ($13.9 \times 10^3 \pm 10.0 \times 10^3$ cells L⁻¹) and the coastal station LBW ($11.3 \times 10^3 \pm 9.31 \times 10^3$ cells L⁻¹) (Fig. 2b).

Among the 15 identified taxa, only 7 exceeded 1% relative abundance (Table S5). The assemblages were dominated by *Emiliana huxleyi* and *Gephyrocapsa oceanica*, together accounting for 83.2% of the community (Fig. 2a). *Emiliana huxleyi* dominated during the wet season, representing an average of 66.5% of the assemblage with a mean concentration of $11.4 \times 10^3 \pm 9.0 \times 10^3$ cells L⁻¹ (range: $1.9 - 42.6 \times 10^3$ cells L⁻¹) (Fig. 2e and f). During the dry season, *G. oceanica* dominated, representing an average of 63.7% of the assemblage with a mean concentration of $6.7 \times 10^3 \pm 7.5 \times 10^3$ cells L⁻¹ (range: $0.1 - 38.0 \times 10^3$ cells L⁻¹) (Fig. 2c and d). During the dry season, only 3 other species exceeded 1% of the assemblages: *Gephyrocapsa ericsonii* (11.3%, $3.0 \times 10^3 \pm 4.2 \times 10^3$ cells L⁻¹), *Calciopapus rigidus* (1.7%, $0.3 \times 10^3 \pm 0.3 \times 10^3$ cells L⁻¹) and *Syracosphaera tumularis* (1.2%, $0.26 \times 10^3 \pm 0.23 \times 10^3$ cells L⁻¹) (Fig. 2c and d). During the wet season, 4 other species
195 exceeded 1% of the assemblage: *S. tumularis* (8.2%, $2.93 \times 10^3 \pm 5.93 \times 10^3$ cells L⁻¹), *Umbellicosphaera hultburtiana* (3.0%, $0.67 \times 10^3 \pm 0.85 \times 10^3$ cells L⁻¹), *C. rigidus* (2.8%, $0.73 \times 10^3 \pm 0.64 \times 10^3$ cells L⁻¹) and *Discosphaera tubifera* (1.2%, $0.59 \times 10^3 \pm 1.10 \times 10^3$ cells L⁻¹) (Fig. 2e and f).

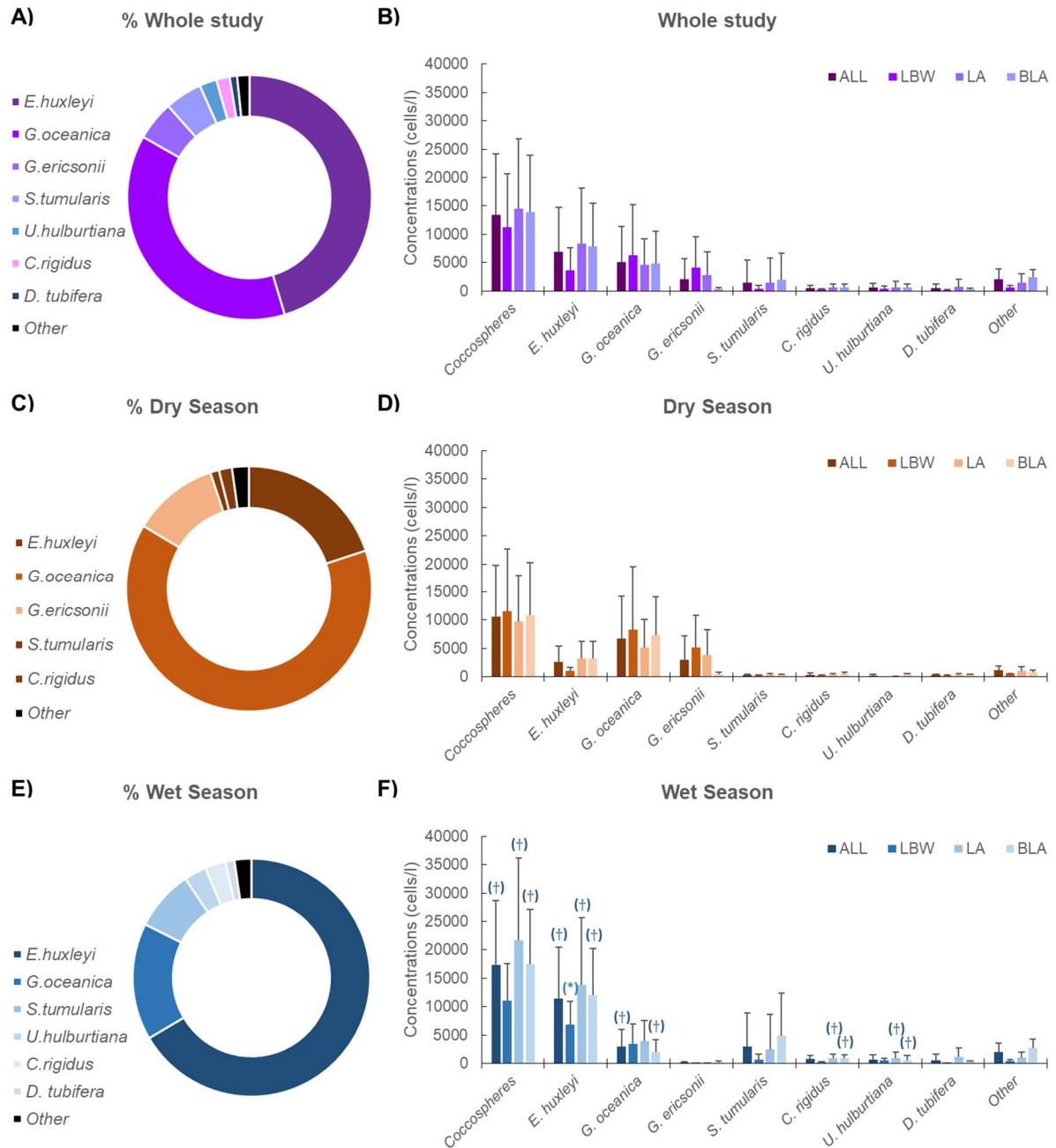


Figure 2: Coccolithophore distribution during the dry and wet seasons: Left panels (A, C, E), from top to bottom, show the average relative abundances of the dominant species (contributing >1% of the coccolithophore assemblage) for (A) the whole study period, (C) the dry season and (E) the wet season respectively. Right panels, from top to bottom, show the average absolute abundances of the dominant species for the 3 stations together (ALL) and each individual station (LBW, LA and BLA), for (B) the whole study period, (D) the dry season and (F) the wet season respectively. The error bars (1 σ standard deviation) only show the upper bound for visibility. Significant difference (p-value <0.05) between the two seasons is given by the (*) and the (†) on the lower right panel, respectively for the Welch two-sample test and the Wilcoxon sum rank test (see section 2.8 Statistical analysis for more details).

Spatially, *E. huxleyi* reached its peak abundance at the intermediate LA station during the wet season (Fig. 2f), while *G. oceanica* was most abundant at coastal station LBW during the dry season. For the minor species, *G. ericsonii* is the only one to show its highest abundances during the dry season at the coastal LBW station. The other minor species have all their highest abundances during the wet season: *S. tumularis* and *C. rigidus* at the offshore station BLA, and *D. tubifera* and *U. hulburtiana* at the intermediate station LA. This is reflected in a higher species richness during the wet season for each station (Table 2), as well as in coccolithophore diversity with higher Shannon diversity index (H') during the wet ($H'=1.62$) compared to the dry season ($H'=1.23$) (Tables 2, Fig. S2). The highest diversity for the wet season was recorded at the intermediate station LA ($H'=1.76$) and at the most coastal LBW station for the dry season ($H'=1.28$). Although the coccolithophore diversity in the coastal waters of the Gulf of Guinea are relatively low, it remains in the same range as other coastal sites (e.g. Balestra et al., 2008, $H' = 0.00 - 2.17$; Dimiza et al., 2014, $H' = 0.14 - 1.42$; Luan et al., 2016, $H' = 0.7 - 3.3$).

Table 2: Mean Shannon index (SI) and samples richness (Rich.) for the 3 stations and all together during the dry and wet season. For richness, the values into parenthesis represent the highest richness recorded. BLA: Beyond Lagos Anchorage, LA: Lagos Anchorage, LBW: Lagos Breakwater.

	LBW		LA		BLA		All	
	SI	Rich. (max)	SI	Rich. (max)	SI	Rich. (max)	SI	Rich. (max)
Dry season	1.28	4.2 (7)	1.12	4.1 (8)	1.20	4.5 (8)	1.23	4.2 (9)
Wet season	1.43	4.8 (9)	1.76	6.2 (9)	1.63	5.7 (10)	1.62	5.6 (10)

3.2 Environmental variables

In general, the environmental variables measured (Table S6) along with the coccolithophore concentrations showed minimal seasonal variations with statistically significant differences mainly for salinity, silicate and precipitation (Fig. 3, Table S3, Table S4). Slight differences, though not significant, were also observed: the temperature and the nitrate concentrations were the only variables that had slightly higher average values during the dry season, with 28.25 ± 1.70 °C and 32.34 ± 24.75 $\mu\text{mol/kg}$ respectively, compared to the wet season, with 27.80 ± 2.49 °C and 26.19 ± 19.20 $\mu\text{mol/kg}$ respectively (Fig. 3a and h). In contrast DIC, pH and nitrite concentrations showed an opposite trend with slightly higher values during the wet season, with 2013 ± 112 $\mu\text{mol/kg}$, 7.94 ± 0.1 and 0.88 ± 1.80 $\mu\text{mol/kg}$ respectively, compared to the dry season with 2004 ± 112 $\mu\text{mol/kg}$, 7.93 ± 0.1 and 0.40 ± 0.73 $\mu\text{mol/kg}$ respectively (Fig. 3b, d, f and i). The chlorophyll-*a* and phosphate concentrations had on average very similar values between the dry and wet season (Fig. 3c and g), with respectively 11.34 ± 6.18 $\mu\text{g/l}$ and 11.35 ± 5.72 $\mu\text{g/l}$ for the former and 2.28 ± 3.78 $\mu\text{mol/kg}$ and 2.25 ± 3.23 $\mu\text{mol/kg}$ for the latter. There were differences between the 3 stations as most of the time, they showed spatial and temporal variations with no consistent pattern. As an example, temperature (Fig. 3a), pH (Fig. 3f), and chlorophyll-*a* (Fig. 3c) were on average higher during the dry season at the coastal LBW and intermediate LA stations, while for the offshore BLA station, the waters are warmer during the wet season (Fig. 3a).

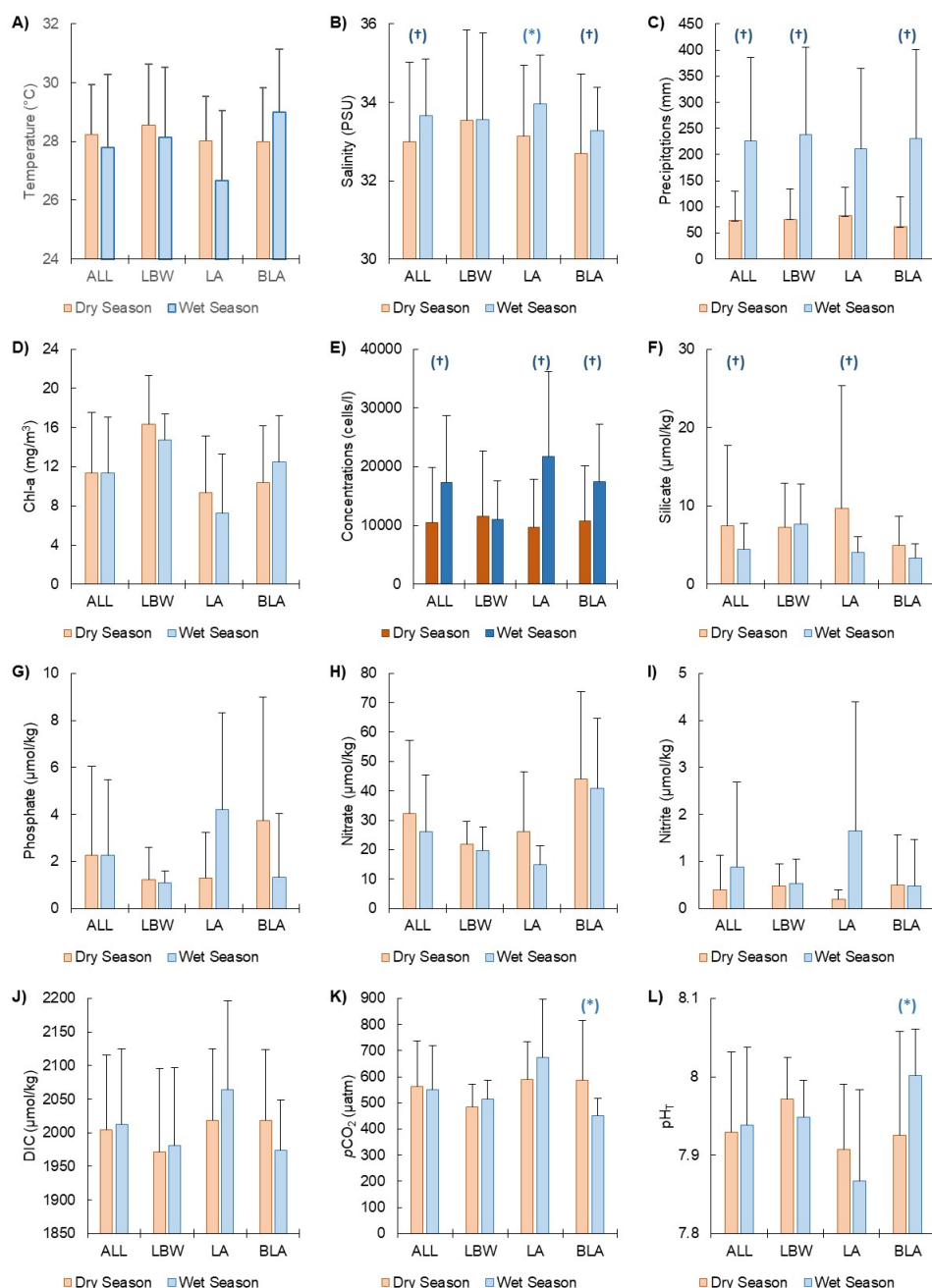


Figure 3: Environmental parameter during the dry and wet seasons: Mean dry and wet season environmental parameters for the three sampled stations together (ALL) and each individual station (LBW, LA and BLA see Table 1). (A) Temperature, (B) Salinity, (C) Precipitations, (D) Chlorophyll-*a* (Chl-*a*), (E) Coccosphere concentrations, (F) Silicate, (G) Phosphate, (H) Nitrate and (I) Nitrite, (J) Dissolved inorganic carbon (DIC), (K) Partial pressure of carbon dioxide (*p*CO₂) and (L) pH on the total scale (pH_T). The central panel (coccosphere concentrations) have darker colours to facilitate the comparison with the environmental parameters. The error bars (1σ standard deviation) only show the upper bound for visibility. Significant difference (p-value < 0.05) between the two seasons is given by the (*) and the (†), respectively for the Welch two-sample test and the Wilcoxon sum rank test (see section 2.8 Statistical analysis for more details).

3.3 Statistical assessment

250 The Shapiro-Wilk normality testing (Table S2) indicated that only a few environmental parameters were normally distributed in both the dry and wet seasons, when all the stations were grouped: temperature, DIC, pH_T, [HCO₃⁻], [CO₃²⁻], Ω_{calcite} , $\Omega_{\text{aragonite}}$ and chlorophyll-*a*. Welch's two-sample t-tests conducted on these parameters (Table S3) revealed no statistically significant differences (p-value > 0.05) between the two seasons, though some significant differences could be observed for individual stations: salinity at LA station and, pH_T, pCO₂, Ω_{calcite} and $\Omega_{\text{aragonite}}$ at station BLA. The Wilcoxon rank-sum test, applied to the
255 remaining environmental variables and coccolithophore community data (Table S4), showed significant seasonal differences for only a few parameters, when all the stations were grouped: salinity, silicate, and precipitation. For the coccolithophore community, significant differences between the dry and wet seasons were found in total coccosphere abundance, the concentrations of *E. huxleyi*, *G. oceanica*, several minor species, and the diversity index and richness. Similar differences were observed for the stations LA and BLA while the coastal station LBW did not show any significant difference between the two
260 seasons. Finally, the results of the Pearson correlations (Table S5) suggest that precipitation is the only environmental parameter showing significant correlation with the total coccolithophore abundances, and to a lesser degree with the abundances of *E. huxleyi* and *G. oceanica*. Interestingly, the highest correlation is observed between the abundances of *G. oceanica* and sea temperature during the wet season, which is not highlighted by the results of the PCA (Fig. 4).

4 Discussion

265 4.1 Factors modulating the coccolithophore community off the Nigerian coast

In the samples collected off the coasts of Lagos, the variations in total coccolithophore abundances (Fig. 2) and coccolithophore species richness and diversity (Table 2) show a clear seasonal pattern, with significantly higher abundance and diversity during the wet season (Table S4). The results of the PCA conducted on the whole dataset as well as for both the dry and wet seasons (Fig. 4) suggest a strong influence of precipitations on coccolithophore community structure. This is supported by the
270 significant correlation between the total coccolithophore abundances (p-value < 0.01) as well as the abundances of *E. huxleyi* (p-value < 0.05) and *G. oceanica* (p-value < 0.05) with precipitation (Table S5). However, no clear relationship was observed between environmental parameters and total abundances, diversity or richness when the whole dataset was considered (Table S5). Especially, no correlation with temperature (Dimiza et al., 2015; Giraudeau et al., 1993; Hagino et al., 2000) or nutrients (Balestra et al., 2017; Schiebel et al., 2004), which are known to influence coccolithophore distribution and diversity, was
275 found across the entire dataset. This is further supported by the limited seasonal changes in most environmental parameters at the sampling sites (Table S3 and S4), with most of the environmental variables showing little to no seasonal variations (Fig. 3).

Although not detected by the PCA, a mere 0.5°C seasonal temperature difference coincided with a marked shift in community composition, from *E. huxleyi* dominance in the wet season to *G. oceanica* dominance in the warmer dry season. The latter

280 shows a significant correlation with temperature (Table S5). A significant negative correlation between assemblage diversity and richness and temperature is also observed during the wet season (Table S5). This ecological shift aligns with culture studies where temperature was identified as a potential driver of species composition by differently affecting growth rates (Gafar and Schulz, 2018). Notably, a global compilation of sediment coccolith abundances reported similar shifts around 27°C, very close to the temperatures observed in our study (Gafar and Schulz, 2018).

285 Finally, the absence of holococcolithophores, the haploid phase of coccolithophores, can be explained by the fact that they are typically associated with stable, nutrient-poor open-ocean conditions. In contrast, the eutrophic and dynamic coastal waters off Lagos are not limiting for the heterococcolithophores, the diploid phase of coccolithophores, making holococcolithophores unlikely to occur in our samples (Guerreiro et al., 2023; Penales et al., 2025).

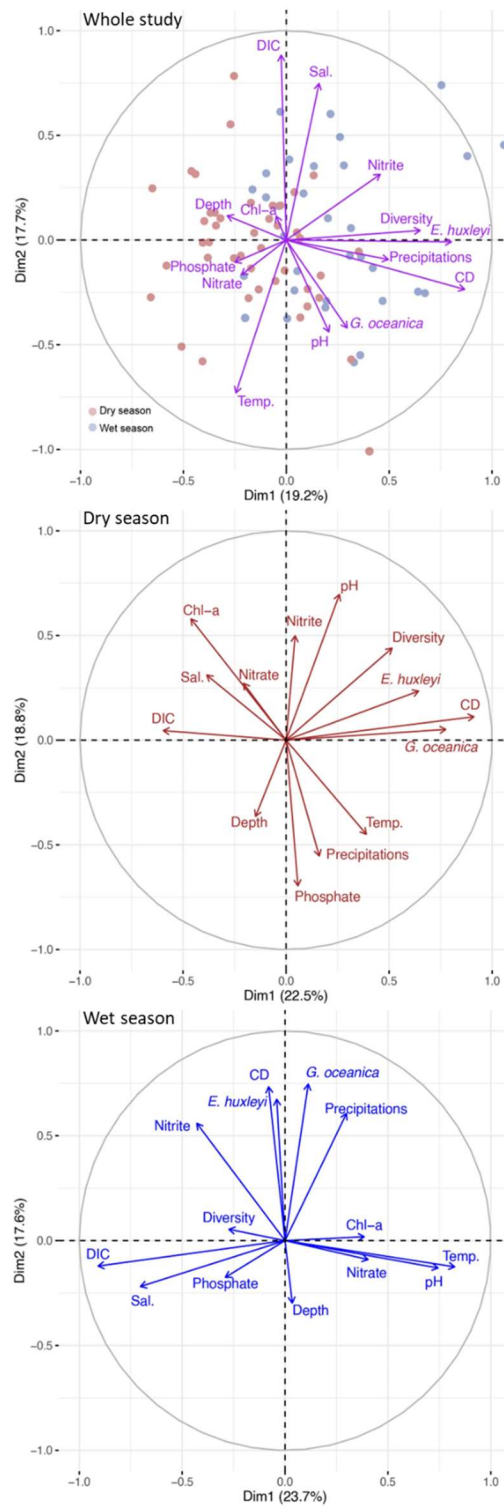


Figure 4: Results of the principal component analysis (PCA) between the selected environmental variables, selected coccolithophore species and the diversity index, performed for the whole study (purple), the dry season (brown) and the wet season (blue). Sample distributions are shown for the whole study for both the dry (red) and wet (blue) seasons.

4.2 Phytoplankton dynamics off Nigerian coast

295 Primary production in the ocean is sustained by phytoplankton functional types (i.e., diatoms, dinoflagellates and coccolithophores; O'Brien et al., 2013). Therefore, identifying the dominant coccolithophore taxa is essential. Chlorophyll-*a* concentrations, which in the open ocean typically reflect coccolithophore cell density (Balch et al., 2019), appear decoupled from coccolithophore abundances in this region (Fig. 4d–e; Table S5), suggesting that other phytoplankton groups must drive chlorophyll-*a* levels. Previous studies on phytoplankton communities in the inner shelf off Lagos have mainly focussed on

300 diatoms (Nwankwo and Onyema, 2003), cyanobacteria (Onyema and Akanmu, 2018; Onyema and Popoola, 2013) and dinoflagellates (Akanmu and Onyema, 2020; Elegbeleye and Onyema, 2020), the latter making up only a minor contribution to the phytoplankton community. These studies established a diatom dominated seascape. Although maximum phytoplankton abundance during the dry season (i.e., diatoms, Onyema and Popoola, 2013) have been reported in the coastal waters off Lagos, our observations revealed lower coccolithophore concentrations during this period (Fig. 3e). We speculate that this may be

305 linked to the general ecological succession between diatoms and coccolithophores in response to nutrient dynamics in coastal systems (Cormeño et al., 2011; Jin et al., 2019, 2022; Ziveri et al., 1995). Diatoms are known to be highly dependent on dissolved silica availability (Brzezinski et al., 2011; Xu et al., 2025). The pattern observed is supported by the higher average seawater concentrations of silicate (Fig. 3f) during the dry season ($7.42 \pm 10.28 \mu\text{mol L}^{-1}$) compared to the wet season ($4.48 \pm 3.33 \mu\text{mol L}^{-1}$). This supports the hypothesis of a successional dynamics between these important phytoplankton functional

310 groups. Although several coccolithophore species also require silicon, limiting silicate concentrations are an order of magnitude lower than the average silicate concentrations measured here (Langer et al., 2021). Therefore, it is likely that coccolithophores were not affected by silicate while diatoms were.

4.3 The role of the ITCZ

In our study site the coccolithophore standing stocks are mainly driven by the alternation of the wet and dry seasons (Table S5). As shown by the results of the Wilcoxon rank-sum tests (Table S4), the precipitation rate, nitrite concentration, the total abundances, diversity and richness of coccolithophore species have significant wet to dry season differences ($p\text{-value} < 0.05$). Precipitation pattern, indicative of the dry and wet seasons, was the only factor found to positively correlate with the total coccolithophore abundance during the entire study period (Table S5). The Gulf of Guinea is directly influenced by the oscillation of the ITCZ, which follows the position of the thermal equator (i.e., the latitude of the hottest air; Ali et al., 2011).

320 During the wet season (over the study area), the ITCZ moves northward up to 15°N , while during the dry season (over the study area), it moves southward down to approximately 5°N (Fig. 5). In the area, the water masses general flow direction changes according to the position of the ITCZ, as revealed by the eastward seawater velocity (Global Ocean Ensemble Physics

reanalysis, 2023) shown in Figure 5: during the dry season, the surface water masses tend to flow eastward, while during the wet season, they tend to flow westward. This suggests that the different coccolithophore communities observed during the dry and the wet season could have different geographical origins. During the dry season, the assemblage, dominated by *G. oceanica* could be brought offshore of Lagos by the intense Guinea current, possibly from the nearby upwelling system off Côte d'Ivoire and Ghana which shows a minor activity during the onset of the dry season (Ayissi et al., 2024). During the wet season, the assemblage dominated by *E. huxleyi* could be brought to the sampling site, from the nearby Niger Delta region, by an intensification of the westward current, possibly the Equatorial Undercurrent.

While the relatively short time series (~2.5 years) limits our ability to fully resolve ITCZ-driven interannual variability, our findings represent the first documentation of coccolithophore seasonality in this understudied region. These results are supported by robust statistical analyses and are consistent with the documented influence of the ITCZ on phytoplankton assemblages in nearby regions, such as the Cape Verde archipelago (Narciso et al., 2021; Silva et al., 2013) and the equatorial Atlantic (Guerreiro et al., 2019).

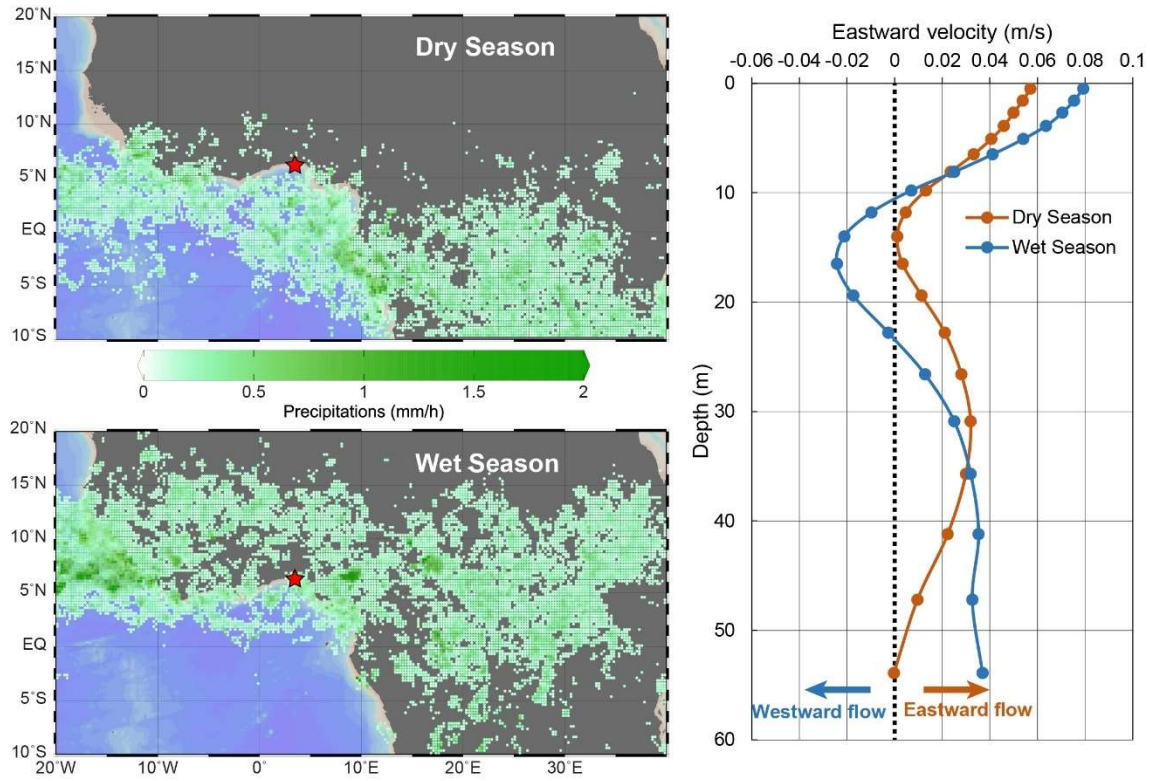


Figure 5: ITCZ oscillation between the dry season (upper left) and the wet season (lower left) as depicted by the average precipitations (Huffman et al., 2019) for both seasons. Note that for visibility, average precipitations below 0.1mm/hr were not mapped, the red star refers to the sampling location. Maps produced with Ocean Data View (Schlitzer 2023). On the right panel is shown the average eastward velocities (Global Ocean Ensemble Physics Reanalysis, 2023) of the water masses at the sampling location for the dry (brown) and wet (blue) seasons. Negative values show a westward flow while positive values show an eastward flow.

4.4 The Gulf of Guinea and global coastal assemblages

Previous studies on coastal coccolithophore assemblages highlight significant variability driven by seasonal cycles, nutrient availability, and local oceanographic processes, all of which influence coccolithophore abundance and distribution (Addante et al., 2023; Godrijan et al., 2018). Although standing stocks can differ greatly depending on the specific coastal setting, our data indicate that the maximum abundances observed off Lagos are comparable to those reported in other shallow (<100m) coastal regions (de Vries et al., 2020; O'Brien, 2012). In these environments, coccolithophores coexist and compete with other phytoplankton groups, which may limit their proliferation, leading to shifts in community composition and moderate cell division rates. Despite very different oceanographic and climatic settings represented in the global dataset we extracted (1780 samples, Fig. 6), coccolithophore standing stocks off Lagos (mean: $1.3 \times 10^4 \pm 1.0 \times 10^4$ cells L⁻¹; max: 4.8×10^4 cells L⁻¹ during the wet season) are of the same order of magnitude as those found in other coastal environments such as the South Pacific Ocean ($2.1 \times 10^4 \pm 5.7 \times 10^4$ cells L⁻¹), the Barents Sea ($3.0 \times 10^4 \pm 16.5 \times 10^4$ cells L⁻¹), or the Mediterranean Sea ($5.5 \times 10^4 \pm 7.5 \times 10^4$ cells L⁻¹) (Fig. 6; Table S8). These similarities suggest that coccolithophore production in coastal systems may be subject to a set of common ecological constraints, such as higher turbidity, shallower mixed layers, greater nutrient fluctuations or even local pollution, regardless of the regional context.

In our study, both species richness and diversity fall in the lower range of those reported in comparable coastal settings (e.g., de Vries et al., 2020) and are markedly lower than values typically observed in oligotrophic oceanic regions such as the central Mediterranean Sea (Ziveri et al., 2014). This low diversity may reflect environmental limitations typical of coastal tropical zones, including variable salinity, episodic nutrient inputs, and high competition with other phytoplankton groups such as diatoms and cyanobacteria. Additionally, seasonal hydrodynamics and changes in water mass origin, as discussed in section 4.3, may further limit the establishment of a more diverse coccolithophore community.

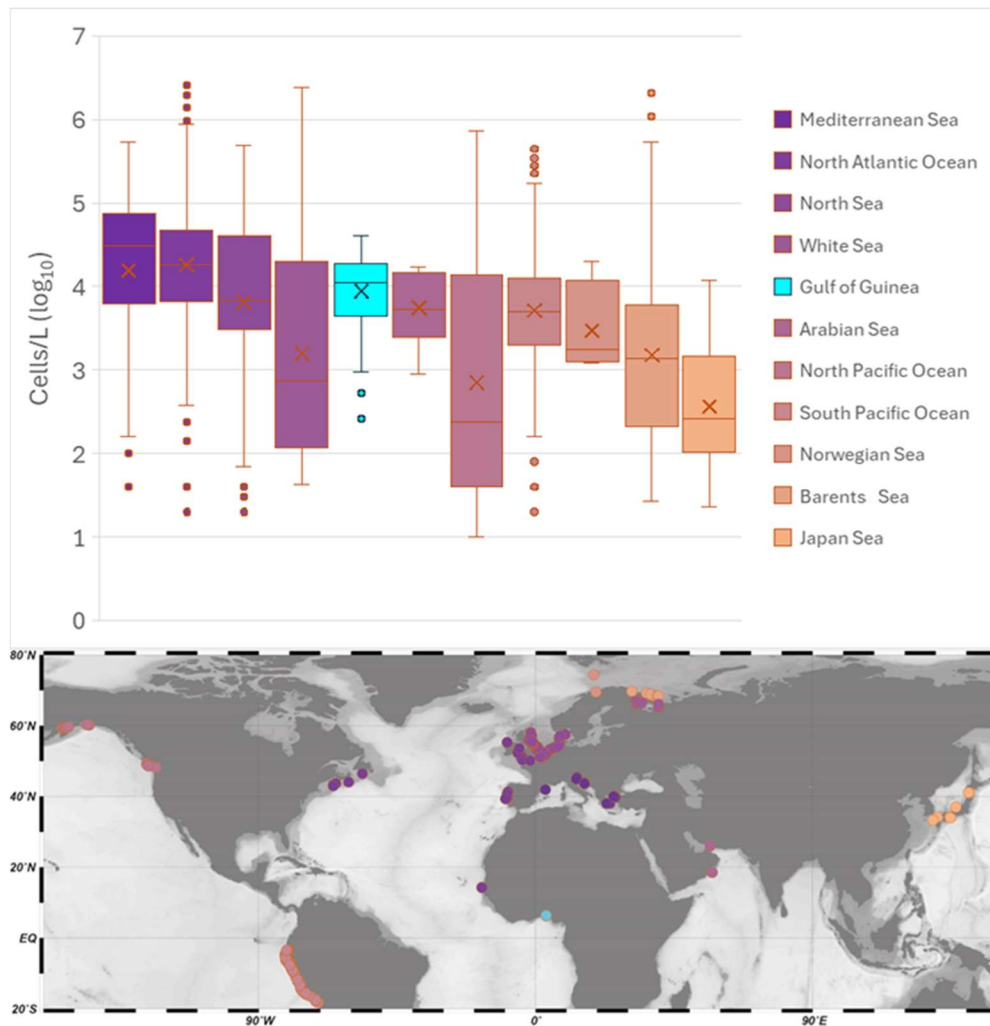


Figure 6: Boxplots showing the distribution of cell concentrations (cells L⁻¹) for each main oceanographic basin. Each box represents the interquartile range (1st to 3rd quartile), with the horizontal line indicating the median and whiskers extending to the minimum and maximum values within 1.5× the interquartile range. Outliers are shown as dots. Crosses indicate the average of each series. The y-axis is on a logarithmic scale (log₁₀) to account for the high variability and wide range of concentrations across series. On the map are reported the locations of the samples used for each oceanographic basin.

5 Conclusions

This study provides the first multi-seasonal assessment of coccolithophore abundance, diversity, and community structure in the coastal waters off Lagos, within the Gulf of Guinea. Our results reveal that coccolithophore standing stocks in this understudied tropical coastal region are comparable in magnitude to those observed in disparate coastal systems globally, despite notable differences in climatic and oceanographic settings. Seasonal variability driven by the Intertropical Convergence Zone (ITCZ), reflected in changes in precipitation, nutrient concentrations, and surface currents, emerges as a key

environmental driver of coccolithophore community composition. While the wet season is associated with higher
375 coccolithophore abundances, particularly of *E. huxleyi*, the dry season supports distinct assemblages dominated by *G.*
oceanica, likely influenced by shifts in water mass origin. Interestingly, chlorophyll-*a* concentrations, which are often used as
proxies for coccolithophore biomass in the open ocean, appear decoupled from coccolithophore abundance in this coastal
setting, highlighting the influence of other phytoplankton groups and local ecological dynamics. Overall, our findings support
the hypothesis that coccolithophore assemblages in tropical coastal systems are shaped by a shared set of ecological pressures
380 that constrain both abundance and diversity. These constraints appear to operate independently of regional characteristics,
suggesting common mechanisms linked to environmental variability, resource competition, and hydrodynamic conditions.
Future research integrating long-term time series, finer taxonomic resolution, and broader geographic coverage will be critical
to better understand the ecological functioning of coccolithophores in coastal tropical environments and their role in regional
biogeochemical cycles.

385 **6 Data availability**

All the original data used and presented in this manuscript are available in the supplementary tables.

7 Author contribution

F.A. participated in conceptualization, formal analyses, investigation, methodology and writing, reviewing and editing of the
manuscript. **M.G.** participated in conceptualization, formal analyses, sample analyses, supervision, writing original draft,
390 writing, review and editing manuscript. **G.L.** participated in conceptualization, methodology and assisted in writing, reviewing,
and editing the original draft. **L.C.** assisted in conceptualization, investigation, supervision, writing original draft and writing
and editing manuscript. **M.A.** carried out sample analyses, writing original draft, review and editing manuscript. **S.O.** assisted
in investigation, supervision, writing original draft, writing, reviewing and editing. **K.S.** contributed to manuscript writing,
reviewing and editing. **P.Z.** assisted in conceptualization, methodology, assisted in funding acquisition, investigation, sample
395 analyses, supervision, writing original draft, writing, review and editing manuscript.

8 Competing interests

The authors declare that they have no conflict of interest.

9 Acknowledgements

We appreciate the Nigerian Maritime Administration and Safety Agency (NIMASA) for the provision of MV Sea Marchall
400 for field campaigns. The Nigerian Institute for Oceanography and Marine Research (NIOMR) is also thanked for providing
access to laboratory for the preparation of seawater for coccolithophore samples.

10 Financial support

The authors acknowledge the financial support of the Spanish Ministry of Science, Innovation and Universities, BIOCAL
Project (PID2020-113526RB-I00), ICTA-UAB “María de Maeztu” Programme for Units of Excellence (MDM-2015-055;
405 CEX2019-000940-M), the Marine and Environmental Biogeosciences Research Group (MERS) Generalitat de Catalunya
(2021 SGR 00640). F.A. acknowledges funding from the Ocean Foundation (TOF), the Pier2Peer GOA-ON Mentorship
Program. G.L. from the Spanish Ministry of Universities through a Maria Zambrano grant. The inorganic chemical
oceanography analysis were done by INOCEN (IEO-CSIC) lab technicians E.F. Guallart (PTA2016-12441-I), M. Castaño,
J.G. Dequidt & R. A. Amigo (PEJ2018-003991-A).

410 References

- Addante, M., Grelaud, M., Langer, G., Maiorano, P., Bonomo, S., Álvarez, M., Johnson, R., & Ziveri, P. (2023a). Local
hydrodynamic in coastal system affects the coccolithophore community at a short spatial scale. *Marine Micropaleontology*,
185. doi: 10.1016/j.marmicro.2023.102309
- Akanmu, R. T., & Onyema, I. C. (2020). Phytoplankton composition and dynamics off the coast of Lagos south-west, Nigeria.
415 *Regional Studies in Marine Science*, 37, 101356. doi: 10.1016/j.rsma.2020.101356
- Ali, K. E., Kouadio, K. Y., Zahiri, E.-P., Aman, A., Assamoi, A. P., & Bourles, B. (2011). Influence of the Gulf of Guinea
Coastal and Equatorial Upwellings on the Precipitations along its Northern Coasts during the Boreal Summer Period. *Asian
Journal of Applied Sciences*, 4(3), 271–285. doi: 10.3923/ajaps.2011.271.285
- Alory, G., Da-Allada, C. Y., Djakouré, S., Dadou, I., Jouanno, J., & Loemba, D. P. (2021). Coastal Upwelling Limitation by
420 Onshore Geostrophic Flow in the Gulf of Guinea Around the Niger River Plume. *Frontiers in Marine Science*, 7. doi:
10.3389/fmars.2020.607216
- Anang, E. R. (1979). The seasonal cycle of the phytoplankton in the coastal waters of Ghana. *Hydrobiologia*, 62(1), 33–45.
doi: 10.1007/BF00012560
- Arar, E. J., & Collins, G. B. (1997). Method 445.0: In vitro determination of chlorophyll a and pheophytin a in marine and
425 freshwater algae by fluorescence. Cincinnati: United States Environmental Protection Agency, Office of Research and
Development, National Exposure Research Laboratory.

- Ausín, B., Zúñiga, D., Flores, J. A., Cavaleiro, C., Froján, M., Villaceros-Robineau, N., Alonso-Pérez, F., Arbones, B., Santos, C., de la Granda, F., G. Castro, C., Abrantes, F., Eglinton, T. I., & Salgueiro, E. (2018). Spatial and temporal variability in coccolithophore abundance and distribution in the NW Iberian coastal upwelling system. *Biogeosciences*, 15(1), 245–262. doi: 10.5194/bg-15-245-2018
- 430 Ayissi, F. F. B. K., Da-Allada, C. Y., Baloitcha, E., Worou, L. O., & Tilmes, S. (2024). Changes in coastal upwelling in the northern Gulf of Guinea under Stratospheric Aerosol Injection. *Regional Studies in Marine Science*, 76, 103607. doi: 10.1016/j.rsma.2024.103607
- Awo, F. M., Alory, G., Da-Allada, C. Y., Delcroix, T., Jouanno, J., Kestenare, E., & Baloitcha, E. (2018). Sea Surface Salinity Signature of the Tropical Atlantic Interannual Climatic Modes. *Journal of Geophysical Research: Oceans*, 123(10), 7420–7437. doi: 10.1029/2018JC013837
- 435 Balch, W. M., Bowler, B. C., Drapeau, D. T., Lubelczyk, L. C., & Lyczkowski, E. (2018). Vertical Distributions of Coccolithophores, PIC, POC, Biogenic Silica, and Chlorophyll a Throughout the Global Ocean. *Global Biogeochemical Cycles*, 32(1), 2–17. doi: 10.1002/2016GB005614
- 440 Balch, W. M., Bowler, B. C., Drapeau, D. T., Lubelczyk, L. C., Lyczkowski, E., Mitchell, C., & Wyeth, A. (2019). Coccolithophore distributions of the North and South Atlantic Ocean. *Deep Sea Research Part I: Oceanographic Research Papers*, 151, 103066. doi: 10.1016/j.dsr.2019.06.012
- Balestra, B., Grunert, P., Ausin, B., Hodell, D., Flores, J.-A., Alvarez-Zarikian, C. A., Hernandez-Molina, F. J., Stow, D., Piller, W. E., & Paytan, A. (2017). Coccolithophore and benthic foraminifera distribution patterns in the Gulf of Cadiz and Western Iberian Margin during Integrated Ocean Drilling Program (IODP) Expedition 339. *Journal of Marine Systems*, 170, 50–67. doi: 10.1016/j.jmarsys.2017.01.005
- 445 Balestra, Barbara, Marino, M., Monechi, S., Marano, C., & Locaiono, F. (2008). Coccolithophore communities in the Gulf of Manfredonia (Southern Adriatic Sea): Data from water and surface sediments. *Micropaleontology*, 54(5), 377–396. doi: 10.47894/mpal.54.5.01
- 450 Binet, D. (1997). Climate and pelagic fisheries in the Canary and Guinea currents 1964-1993: The role of trade winds and the southern oscillation. *Oceanologica Acta*, 20(1), 177–190.
- Bonomo, S., Cascella, A., Alberico, I., Ferraro, L., Giordano, L., Lirer, F., Vallefucio, M., & Marsella, E. (2014). Coccolithophores from near the Volturno estuary (central Tyrrhenian Sea). *Marine Micro-paleontology*, 111, 26–37. doi: 10.1016/j.marmicro.2014.06.001
- 455 Bonomo, S., Cascella, A., Alberico, I., Lirer, F., Vallefucio, M., Marsella, E., & Ferraro, L. (2018). Living and thanatocoenosis coccolithophore communities in a neritic area of the central Tyrrhenian Sea. *Marine Micropaleontology*, 142, 67–91. doi: 10.1016/j.marmicro.2018.06.003
- Bonomo, Sergio, Placenti, F., Zgozi, S., Torri, M., Quinci, E. M., Cuttitta, A., Genovese, S., Mazzola, S., Aronica, S., Barra, M., El Turki, A., Hamza, M., Uheshi, O., Bara, M., Assughayer, M., & Bonanno, A. (2018). Relationship between

- 460 coccolithophores and the physical and chemical oceanography of eastern Libyan coastal waters. *Hydrobiologia*, 821(1), 215–234. doi: 10.1007/s10750-017-3227-y
- Brzezinski, M. A., Baines, S. B., Balch, W. M., Beucher, C. P., Chai, F., Dugdale, R. C., Krause, J. W., Landry, M. R., Marchi, A., Measures, C. I., Nelson, D. M., Parker, A. E., Poulton, A. J., Selph, K. E., Strutton, P. G., Taylor, A. G., & Twining, B. S. (2011). Co-limitation of diatoms by iron and silicic acid in the equatorial Pacific. *Deep Sea Research Part II: Topical Studies in Oceanography*, 58(3–4), 493–511. doi: 10.1016/j.dsr2.2010.08.005
- 465 Carstensen, J., & Duarte, C. M. (2019). Drivers of pH Variability in Coastal Ecosystems. *Environmental Science & Technology*, 53(8), 4020–4029. doi: 10.1021/acs.est.8b03655
- Cermeño, P., Lee, J., Wyman, K., Schofield, O., & Falkowski, P. (2011). Competitive dynamics in two species of marine phytoplankton under non-equilibrium conditions. *Marine Ecology Progress Series*, 429, 19–28. doi: 10.3354/meps09088
- 470 CMEMS. (2023). Global Ocean Ensemble Physics reanalysis. E.U. Copernicus Marine Service Information (CMEMS). Marine Data Store (MDS). DOI: 10.48670/moi-00024 (Accessed on 13-Jul-2023).
- Da-Allada, C. Y., Agada, J., Baloitcha, E., Hounkonnou, M. N., Jouanno, J., & Alory, G. (2021). Causes of the Northern Gulf of Guinea Cold Event in 2012. *Journal of Geophysical Research: Oceans*, 126(8). doi: 10.1029/2021JC017627
- de Vries, J. C., Monteiro, F., Andrleit, H., Böckel, B., Baumann, K.-H., Cerino, F., Charalampopoulou, A., Cepek, M., Cros, L., D’Amario, B., Daniels, C. J., Dimiza, M. D., Estrada, M., Eynaud, F., Giraudeau, J., Godrijan Jelena, Guerreiro, C. V., Guptha, M. V. S., Thierstein, H. R., ... Silver, M. W. (2020). Global SEM coccolithophore abundance compilation [dataset]. PANGAEA.
- Dickson, A. G., Sabine, C. L., & Christian, J. R. (2007). Guide to Best Practices for Ocean CO₂ Measurements (A. G. Dickson, C. L. Sabine, & J. R. Christian, Eds.). Sydney: North Pacific Marine Science Organization Sidney, British Columbia.
- 480 Dimiza, M. D., Triantaphyllou, M. V, Malinverno, E., Psarra, S., Karatsolis, B.-T., Mara, P., Lagaria, A., Gogou, A., Dimiza1, M. D., Triantaphyllou1, M. V, Malinvero2, E., Psarra3, S., Karatsolis1, B.-T., Ma-ra4, P., Lagaria3, A., & Gogou5, A. (2015). The composition and distribution of living coccolithophores in the Aegean Sea (NE Mediterranean). Source: *Micropaleontology*, 61(6), 521–540.
- Dimiza, M., Triantaphyllou, M., & Malinverno, E. (2014). New evidence for the ecology of *Helicosphaera carteri* in polluted coastal environments (Elefsis Bay, Saronikos Gulf, Greece). *Journal of Nanno-plankton Research*, 34(Special issue), 37–43.
- 485 Diop, S., Fabres, J., Pravettoni, R., Barusseau, J.-P., Descamps, C., & Ducrottoy, J.-P. (2014). The Western and Central Africa Land–Sea Interface: A Vulnerable, Threatened, and Important Coastal Zone Within a Changing Environment (pp. 1–8). doi: 10.1007/978-3-319-06388-1_1
- Djakouré, S., Penven, P., Bourlès, B., Koné, V., & Veitch, J. (2017). Respective Roles of the Guinea Current and Local Winds on the Coastal Upwelling in the Northern Gulf of Guinea. *Journal of Physical Oceanography*, 47(6), 1367–1387. doi: 10.1175/JPO-D-16-0126.1
- 490 Djakouré, Sandrine, Penven, P., Bourlès, B., Veitch, J., & Koné, V. (2014). Coastally trapped eddies in the north of the Gulf of Guinea. *Journal of Geophysical Research: Oceans*, 119(10), 6805–6819. doi: 10.1002/2014JC010243

- Elegbeleye, O. W., & Onyema, I. C. (2020). Phytoplankton diversity and Stoichiometric nutrient limitation in the Lagos Harbour and adjacent sea, Southwestern Nigeria. *Ife Journal of Science*, 21(3), 139. doi: 10.4314/ijss.v21i3.12
- Fasona, M. J., Muiyolu, S. K., Soneye, A. S., Ogundipe, O. T., Otusanya, O. O., Adekanmbi, O. H., Ade-onipekun, P. A., & Onuminya, T. (2019). Temporal Analysis of the present and future climate of the Lagos coastal environment. *Unilag Journal of Medicine, Science and Technology*, 7(1), 113–128.
- Fiúza, A. F. G. (1984). Hydrology and dynamics of the Portuguese coastal waters. Universidade de Lis-boa, Portugal.
- Gafar, N. A., & Schulz, K. G. (2018). A three-dimensional niche comparison of *Emiliania huxleyi* and *Gephyrocapsa oceanica*: reconciling observations with projections. *Biogeosciences*, 15(11), 3541–3560. doi: 10.5194/bg-15-3541-2018
- Giraudeau, J., Monteiro, P. M. S., & Nikodemus, K. (1993). Distribution and malformation of living cocco-lithophores in the northern Benguela upwelling system off Namibia. *Marine Micropaleontology*, 22(1–2), 93–110. doi: 10.1016/0377-8398(93)90005-I
- Godrijan, J., Young, J. R., Marić Pfannkuchen, D., Precali, R., & Pfannkuchen, M. (2018). Coastal zones as important habitats of coccolithophores: A study of species diversity, succession, and life-cycle phases. *Limnology and Oceanography*, 63(4), 1692–1710. doi: 10.1002/lno.10801
- Guerreiro, C. V., Baumann, K.-H., Brummer, G.-J. A., Korte, L. F., Sá, C., & Stuut, J.-B. W. (2019). Transatlantic gradients in calcifying phytoplankton (coccolithophore) fluxes. *Progress in Oceanography*, 176, 102140. doi: 10.1016/j.pocean.2019.102140
- Guerreiro, C. V., Ferreira, A., Cros, L., Stuut, J. B., Baker, A., Tracana, A., Pinto, C., Veloso, V., Rees, A. P., Cachão, M. A. P., Nunes, T., & Brotas, V. (2023). Response of coccolithophore communities to oceanographic and atmospheric processes across the North and Equatorial Atlantic. *Frontiers in Marine Science*, 10, 1119488. doi:10.3389/fmars.2023.1119488
- Hagino, K., Okada, H., & Matsuoka, H. (2000). Spatial dynamics of coccolithophore assemblages in the Equatorial Western-Central Pacific Ocean. *Marine Micropaleontology*, 39(1–4), 53–72. doi: 10.1016/S0377-8398(00)00014-1
- He, Q., & Silliman, B. R. (2019). Climate Change, Human Impacts, and Coastal Ecosystems in the Anthropocene. *Current Biology*, 29(19), R1021–R1035. doi: 10.1016/j.cub.2019.08.042
- Hisard, Ph., & Merle, J. (1980). Onset of summer surface cooling in the Gulf of Guinea during GATE. In *Oceanography and Surface Layer Meteorology in the B/C Scale* (pp. 325–341). Elsevier. doi: 10.1016/B978-1-4832-8366-1.50035-2
- Huffman, G. J., Stocker, E. F., Bolvin, D. T., Nelkin, E. J., & Tan, J. (2019). GPM IMERG Final Precipitation L3 Half Hourly 0.1 degree x 0.1 degree V06 [Data set]. In Greenbelt, MD: Goddard Earth Sciences Data and Information Services Center (GES DISC). Retrieved 13-Jul-2023 from 10.5067/GPM/IMERG/3B-HH/06.
- Issifou, L., Atanle, K., Radji, R., Lawson, H. L., Adjonou, K., Etorh, M. T., Kokutse, A. D., Mensah, A. A., & Kokou, K. (2014). Checklist of tropical algae of Togo in the Guinean Gulf of West-Africa. *Scientific Research and Essays*, 9(22), 932–958. doi: 10.5897/SRE2014.6113

- Jin, X. B., Zhao, Y. L., Zhang, Y. W., Wen, K., Lin, S., Li, J. R., Liu, Z. F. (2019). Two Production Stages of Coccolithophores in Winter as Revealed by Sediment Traps in the Northern South China Sea. *JGR Biogeosciences*, 124(7), 2335-2350. Doi: 10.1029/2019JG005070
- Jin, X., Liu, C., Xu, J., Guo, X. (2022). Coccolithophore Abundance, Degree of Calcification, and Their Contribution to Particulate Inorganic Carbon in the South China Sea. *JGR Biogeosciences*, 127(4), e2021JG006657. Doi: 10.1029/2021JG006657
- Kang, S. M. (2020). Extratropical Influence on the Tropical Rainfall Distribution. *Current Climate Change Reports*, 6(1), 24–36. doi: 10.1007/s40641-020-00154-y
- Keuter, S., Koplovitz, G., Torfstein, A., & Frada, M. J. (2023). Two-year seasonality (2017, 2018), export and long-term changes in coccolithophore communities in the subtropical ecosystem of the Gulf of Aqaba, Red Sea. *Deep Sea Research Part I: Oceanographic Research Papers*, 191, 103919. doi: 10.1016/j.dsr.2022.103919
- Keuter, S., Silverman, J., Krom, M. D., Sisma-Ventura, G., Yu, J., Tsemel, A., Ben-Ezra, T., Sher, D., Reich, T., Koplovitz, G., & Frada, M. J. (2022). Seasonal patterns of coccolithophores in the ultra-oligotrophic South-East Levantine Basin, Eastern Mediterranean Sea. *Marine Micropaleontology*, 175. doi: 10.1016/j.marmicro.2022.102153
- Kleypas, J. A. (2019). Climate change and tropical marine ecosystems: A review with an emphasis on coral reefs. *Cuadernos de Investigación UNED*, 11(1), 24–35.
- Koffi, K. U., Konan, E. S., Hassoun, A. E. R., & Kouadio, Y. (2024). Relationship between the carbonate system and phytoplankton community in the Gulf of Guinea-Africa. *Frontiers in Marine Science*, 11. doi: 10.3389/fmars.2024.1286338
- Koffi, U., Kouadio, G., & Kouadio, Y. K. (2016). Estimates and Variability of the Air-Sea CO₂ Fluxes in the Gulf of Guinea during the 2005-2007 Period. *Open Journal of Marine Science*, 06(01), 11–22. doi: 10.4236/ojms.2016.61002
- Langer, G., Taylor, A. R., Walker, C. E., Meyer, E. M., Ben Joseph, O., Gal, A., Harper, G. M., Probert, I., Brownlee, C., & Wheeler, G. L. (2021). Role of silicon in the development of complex crystal shapes in coccolithophores. *New Phytologist*, 231(5), 1845–1857. doi: 10.1111/nph.17230
- Li, S., Zhu, J., Jin, X., Feng, Y., Jiao, N., & Zhang, W. (2024). Multifaceted contribution of coccolithophores to ocean carbon export. *Ocean-Land-Atmosphere Research*. doi: 10.34133/olar.0049
- Li, X., Xie, S.-P., Gille, S. T., & Yoo, C. (2016). Atlantic-induced pan-tropical climate change over the past three decades. *Nature Climate Change*, 6(3), 275–279. doi: 10.1038/nclimate2840
- Luan, Q., Liu, S., Zhou, F., & Wang, J. (2016). Living coccolithophore assemblages in the Yellow and East China Seas in response to physical processes during fall 2013. *Marine Micropaleontology*, 123, 29–40. doi: 10.1016/j.marmicro.2015.12.004
- Mamalakis, A., Randerson, J. T., Yu, J.-Y., Pritchard, M. S., Magnusdottir, G., Smyth, P., Levine, P. A., Yu, S., & Fofoula-Georgiou, E. (2021). Zonally contrasting shifts of the tropical rain belt in response to climate change. *Nature Climate Change*, 11(2), 143–151. doi: 10.1038/s41558-020-00963-x

- Moita, M. T., Oliveira, P. B., Mendes, J. C., & Palma, A. S. (2003). Distribution of chlorophyll a and *Gymnodinium catenatum* associated with coastal upwelling plumes off central Portugal. *Acta Oecologica*, 24, S125–S132. doi: 10.1016/S1146-609X(03)00011-0
- Narciso, Á., Javidpour, J., Chi, X., Cachão, M., & Kaufmann, M. (2021). Characterization of the coccolitho-phore community off Cabo Verde archipelago, including the Senghor Seamount (Eastern North Atlantic). *Estuarine, Coastal and Shelf Science*, 250, 107146. doi: 10.1016/j.ecss.2020.107146
- Nwankwo, D. I. (1996). Phytoplankton diversity and succession in Lagos Lagoon, Nigeria. *Archiv Für Hydrobiologie*, 135(4), 529–542. doi: 10.1127/archiv-hydrobiol/135/1996/529
- Nwankwo, D. I., & Onyema, I. C. (2003). A checklist of planktonic algae off Lagos coast. *Journal of Scientific Research and Development*, 9, 75–85.
- O’Brien, C. J., Peloquin, J. A., Vogt, M., Heinle, M., Gruber, N., Ajani, P., Andrleit, H., Arístegui, J., Beaufort, L., Estrada, M., Karentz, D., Kopczyńska, E., Lee, R., Poulton, A. J., Pritchard, T., & Widdicombe, C. (2013). Global marine plankton functional type biomass distributions: coccolithophores. *Earth System Science Data*, 5(2), 259–276. doi: 10.5194/essd-5-259-2013
- O’Brien, Colleen J. (2012). Global distributions of coccolithophores abundance and biomass - Gridded data product (NetCDF) - Contribution to the MAREDAT World Ocean Atlas of Plankton Functional Types [dataset]. PANGAEA.
- Odekunle, T. O., & Eludoyin, A. O. (2008). Sea surface temperature patterns in the Gulf of Guinea: their implications for the spatio-temporal variability of precipitation in West Africa. *International Journal of Climatology*, 28(11), 1507–1517. doi: 10.1002/joc.1656
- Onyema, I. C., & Akanmu, R. T. (2018). Environmental variables, algal pigments and phytoplankton in the Atlantic Ocean off the coast of Badagry, Lagos. *Journal of Aquatic Sciences*, 32(1B), 171. doi: 10.4314/jas.v32i1A.19
- Onyema, I. C., & Popoola, R. T. (2013). The physico-chemical characteristics, chlorophyll a levels and phytoplankton dynamics of the east mole area of the Lagos Harbour, Lagos. *Journal of Asian Scientific Research*, 3, 995–1010.
- Oviedo, A. M., Langer, G., & Ziveri, P. (2014). Effect of phosphorus limitation on coccolith morphology and element ratios in Mediterranean strains of the coccolithophore *Emiliana huxleyi*. *Journal of Experimental Marine Biology and Ecology*, 459, 105–113. doi: 10.1016/j.jembe.2014.04.021
- Oyewo, E. O., Ajao, E. A., & Orekoya, T. (1982). Seasonal variation in surface temperature and salinity around Lagos harbour, Nigeria.
- Panagiotopoulos, C., & Wurl, O. (2009). Spectrophotometric and Chromatographic Analysis of Carbohydrates in Marine Samples. In *Practical Guidelines for the Analysis of Seawater*. CRC Press. doi: 10.1201/9781420073072.ch3
- Penales, P. J. F., Skampa, E., Dimiza, M. D., Parinos, C., Velaoras, D., Pavlidou, A., Oikonomou, V. A., & Triantaphyllou, M. V. (2025). Coccolithophore Assemblage Dynamics and *Emiliana huxleyi* Morphological Patterns During Three Sampling Campaigns Between 2017 and 2019 in the South Aegean Sea (Greece, NE Mediterranean). *Geosciences*, 15(7), 268. doi:10.3390/geosciences15070268

- Poulton, A. J., Holligan, P. M., Charalampopoulou, A., & Adey, T. R. (2017). Coccolithophore ecology in the tropical and subtropical Atlantic Ocean: New perspectives from the Atlantic meridional transect (AMT) programme. *Progress in Oceanography*, 158, 150–170. doi: 10.1016/j.pocean.2017.01.003
- 595 Priyadarshani, W. N. C., Ran, L., Wiesner, M. G., Chen, J., Ling, Z., Yu, S., & Ye, Y. (2019). Seasonal and interannual variability of coccolithophore flux in the northern South China Sea. *Deep Sea Research Part I: Oceanographic Research Papers*, 145, 13–30. doi: 10.1016/j.dsr.2019.01.004
- Rice, E. W., Baird, R. B., Eaton, A. D., Clesceri, L. S., & Bridgewater, L. (2012). Standard Methods for the Examination of Water and Waste Water. In E. W. Rice, R. B. Baird, A. D. Eaton, L. S. Clesceri, & L. Bridgewater (Eds.), *Journal of the North American Benthological Society* (Vol. 12, Issue 3). Wash-ington: DC American Public Health Association American Water Works Association Water Environ-ment Federation.
- 600 Schiebel, R., Zeltner, A., Treppke, U. F., Waniek, J. J., Bollmann, J., Rixen, T., & Hemleben, C. (2004). Distribution of diatoms, coccolithophores and planktic foraminifers along a trophic gradient during SW monsoon in the Arabian Sea. *Marine Micropaleontology*, 51(3–4), 345–371. doi: 10.1016/j.marmicro.2004.02.001
- 605 Schlitzer, R. (2023). Ocean Data View. <https://odv.awi.de>.
- Schlosser, C., Klar, J. K., Wake, B. D., Snow, J. T., Honey, D. J., Woodward, E. M. S., Lohan, M. C., Achter-berg, E. P., & Moore, C. M. (2014). Seasonal ITCZ migration dynamically controls the location of the (sub)tropical Atlantic biogeochemical divide. *Proceedings of the National Academy of Sciences*, 111(4), 1438–1442. doi: 10.1073/pnas.1318670111
- Seu-Anoï, N. M., Ouattara, A., Koné, Y. J.-M., & Gourène, G. (2011). Seasonal distribution of phytoplank-ton in the Aby lagoon system, Ivory Coast, West Africa. *African Journal of Aquatic Science*, 36(3), 321–330. doi: 10.2989/16085914.2011.643561
- 610 Silva, A., Brotas, V., Valente, A., Sá, C., Diniz, T., Patarra, R. F., Álvaro, N. V., & Neto, A. I. (2013). Cocco-lithophore species as indicators of surface oceanographic conditions in the vicinity of Azores is-lands. *Estuarine, Coastal and Shelf Science*, 118, 50–59. doi: 10.1016/j.ecss.2012.12.010
- 615 Silva, A., Palma, S., & Moita, M. T. (2008). Coccolithophores in the upwelling waters of Portugal: Four years of weekly distribution in Lisbon bay. *Continental Shelf Research*, 28(18), 2601–2613. doi: 10.1016/j.csr.2008.07.009
- Sohou, Z., Koné, V., Da-Allada, Y. C., Djakouré, S., Bourlès, B., Racape, V., Degbe, G., & Adje, C. (2020). Seasonal and inter-annual ONSET Sea Surface Temperature variability along the northern coast of the Gulf of Guinea. *Regional Studies in Marine Science*, 35, 101129. doi: 10.1016/j.rsma.2020.101129
- 620 Šupraha, L., Ljubešić, Z., Mihanović, H., & Henderiks, J. (2016). Coccolithophore life-cycle dynamics in a coastal Mediterranean ecosystem: seasonality and species-specific patterns. *Journal of Plankton Research*, 38(5), 1178–1193. doi: 10.1093/plankt/fbw061
- van Bentum, K. M. (2012). The Lagos coast – Investigation of the long-term morphological impact of the Eko Atlantic City project. *NCK-Days 2012: Crossing Borders in Coastal Research: Jubilee Conference Proceedings*. doi: 10.3990/2.199

- 625 Xu, H., Chen, F., Luo, M., Zhang, X., Pan, K., & Liu, H. (2025). Silicon limitation affects diatom's resistance to copepod grazing. *Journal of Oceanology and Limnology*. doi: 10.1007/s00343-024-4142-5
- Young, J. R., Geisen, M., Cros, L., Kleijne, A., Sprengel, C., Probert, I., & Østergaard, J. (2003). A guide to extant coccolithophore taxonomy. *Journal of Nannoplankton Research, Special Issue*, 1–132.
- Zeller, D., Hood, L., Palomares, M. L. D., Sumaila, U. R., Khalfallah, M., Belhabib, D., Woroniak, J., & Pauly, D. (2020).
- 630 Comparative fishery yields of African Large Marine Ecosystems. *Environmental Development*, 36, 100543. doi: 10.1016/j.envdev.2020.100543
- Ziveri, P., Thunell, R. C., & Rio, D. (1995). Seasonal changes in coccolithophore densities in the Southern California Bight during 1991–1992. *Deep Sea Research Part I: Oceanographic Research Papers*, 42(11–12), 1881–1903. doi: 10.1016/0967-0637(95)00089-5
- 635 Ziveri, Patrizia, Passaro, M., Incarbona, A., Milazzo, M., Rodolfo-Metalpa, R., & Hall-Spencer, J. M. (2014). Decline in Coccolithophore Diversity and Impact on Coccolith Morphogenesis Along a Natural CO₂ Gradient. *The Biological Bulletin*, 226(3), 282–290. doi: 10.1086/BBLv226n3p282
- iller, B. B. and Carter, C.: The test article, *J. Sci. Res.*, 12, 135–147, doi:10.1234/56789, 2015.