

Analytical approaches for wave energy dissipation induced by wave-generated turbulence and random wave-breaking

Yongzeng Yang^{1,3}, Fuwei Wang², Meng Sun^{1,3}, Xingjie Jiang^{1,3}, Xunqiang Yin^{1,3}, Yongfang Shi^{1,3}, and Yong Teng¹

¹ First Institute of Oceanography, Ministry of Natural Resources, Qingdao, Shandong, China

² Frontier Science Center for Deep Ocean Multispheres and Earth System (FDOMES) and Physical Oceanography Laboratory, Ocean University of China, Qingdao, Shandong, China

³ Key Laboratory of Marine Science and Numerical Modeling (MASNUM), Ministry of Natural Resources, Qingdao, Shandong, China.

Correspondence: Meng Sun (sunm@fio.org.cn)

Abstract. This paper is dedicated to investigate the dissipation effects of wave-generated turbulence reacting on ocean waves and to estimate the energy loss due to wave-breaking theoretically. An analytical dissipation source function induced by wave-generated turbulence in the water was proposed through the equilibrium solutions of a second-order turbulence closure model between the wave shear instability generations and the turbulent kinetic energy (TKE) dissipations with high certainty closure assumptions. And an improved postbreaking spectrum expression, based on the breaking wave statistical method, was presented to depict more explicitly the intermittent wave-breaking events. Their comparisons with laboratory observations or comprehensive measurements were provided and validated tentatively, and applications on simple duration-limited growth and decay experiments were implemented. Numerical results indicate that the wave energy dissipation induced only by random wave-breaking is inadequate, sum of its contribution and that induced by wave-generated turbulence play critical roles of wave energy loss. Evaluations for more complex situations will be addressed in the future series of papers.

删除[admin]: a high-deterministic second-order turbulence closure model between the wave shear instability generations and the turbulent kinetic energy (TKE) dissipations

删除[admin]: Their verifications with laboratory observations or comprehensive measurements were provided, and applications on simple duration-limited growth and decay experiments were implemented

1 Introduction

The third generation ocean wave models, which integrate the dynamical equations that describe the evolution of a wave field, have been widely used in scientific studies and practical applications. Though input mechanisms, in particular bulk transfer of energy action and momentum to waves, and other source terms are not well established either, the least understood aspect of the physics of wave model is the dissipation terms (Donelan and Yuan, 1994; Young and Babanin, 2006; Babanin, 2011). The dissipation source (sink) terms induced by wave-generated turbulence and random wave-breaking are the subject of the present paper. There are a number of dissipation mechanisms studied previously through either experimental or analytical (or both) approaches, and they have advanced very significantly over the past decades. However, there remains a notable gap in mechanism research pertaining to varied parameterizations and applications in wave models.

Concerning to the wave-breaking dissipation, the most mathematically well-advanced and most frequently utilized whitecap model is that of Hasselmann (1974) which involves the whitecaps are weak-in-the-mean and the dissipation is a linear function of the spectrum, and its parameterization has been proposed and further extended in various WAM-Cycle models by Komen et al. (1984), WAMDI G. (1988), Bidlot et al. (2005), Bidlot (2012), etc. Following the quasi-saturated ideas of Phillips (1985) and numerical modeling framework of Alves and Banner (2003), Ardhuin et al. (2009, 2010), Filipot and Ardhuin (2012) presented an improved wave-breaking dissipation parameterization as the sum of the saturation-based term and a cumulative breaking term, while the latter represents the smoothing of the surface by big breakers that wipe out smaller waves. The probability model due to wave breaking was proposed by Longuet-Higgins (1969), Yuan et al (1986) and Hua and Yuan (1992). This kind of wave-breaking dissipation source function was derived from the breaking wave statistics, in which the power of the normalized integral wave steepness parameter is 1/2 and less than that of whitecap model. So the probability model gives lower dissipation value for the high sea state condition (Yuan et al., 1993), and has been applied in the LAGFD (Laboratory of Geophysical Fluid Dynamics)-WAM wave model and MASNUM (Key Laboratory of Marine Science and Numerical Modeling) wave model (Yuan et al., 1991; Yang et al., 2005). Though conceptually attractive, its practical parameterization fitted to the whitecap model is deprived of its own discretionary estimates of the dissipation rate. Based on the random phase spectral action density balance equation for wavenumber-direction spectra and evolved from earlier WW1 and WW2 (WAVEWATCH I & II) model packages

删除[admin]: Knowledge of the other source terms is incomplete but still rational. In contrast, the least understood aspect of the physics of wave model is the dissipation terms (Donelan and Yuan, 1994; Young and Babanin, 2006; Babanin, 2011)

(Tolman, 1991, 1992), the comprehensive source terms were incorporated and employed in
50 WW3 ((WAVEWATCH III) wave model by Tolman and Chalikov (1996), Chalikov and
Belevich (1993), Chalikov (1995), Tolman (2002), etc. Young and Babanin (2006)

summarized series of previous experimental attempts to obtain an experimental spectral
dissipation function, and based on direct estimates of wave energy loss due to dominant
breaking through their comprehensive measurement records at Lake George, they proposed a
55 new spectral dissipation source term due to wave breaking. This experimental
parameterization was improved and employed in WW3 (WAVEWATCH III) wave model
(Babanin et al., 2007, 2010; Babanin, 2009; Rogers et al., 2012; Liu et al., 2019; WW3DG,
2019). The quantitative match is dubious between the latter applications and the former
experimental estimates, despite only a single field record was analyzed but verified
60 approximately by turbulent kinetic energy (TKE) dissipation rates which were retrieved from
synchronously ADV measured turbulence spectra (Young and Babanin, 2006). In addition,
the physical meaning of wave-breaking dissipation rate (time derivative of wave energy
spectrum), as stated in previous studies, remains fuzzy and vague because the wave-breaking
process is not continuous but very short and intermittent, which stimulate us to propose an
65 improved analytical postbreaking spectrum expression, from the point of view of the
probability theory, for practical implementation. This constitutes one of our primary focal
points of this study.

Polnikov (1994, 2005, 2010), Polnikov et al. (2006) argued that the mechanism of wave
energy dissipation is completely conditioned by the interaction between wave motions and
70 the turbulence of the upper water layer, and the latter is generated by a great number of
physical processes, including different kinds of hydrodynamic instabilities of mechanical
motions near the interface. They solved Reynolds' equation where the Reynolds' stress was
expanded into a series with respect to velocity components and their spatial derivatives. The
Prandtl mixing-length hypothesis was used to close the turbulent terms in these series. Their
75 physical treatment is attractive, but the theory needs further development (Young and
Babanin, 2006), even though it was further constructed by means of the phenomenological
similarity method and spectrally justified in the frame of the proposed eddy viscosity model
(Polnikov, 2012). Tolman and Chalikov (1996) also suggested a turbulent dissipation analogy
for tunable closure modeling. For dominant low-frequency dissipation, if wave motion and
80 turbulence are not correlated, their interaction can be accounted for by introducing an
effective, although weak, turbulent viscosity coefficient in the oceanic boundary layer. But

删除[admin]: Tolman and Chalikov (1996) also suggested
that the wave energy dissipation is due to turbulent viscosity.

for poorly understood high-frequency dissipation, a diagnostic high-frequency dissipation was defined and designed to result in a consistent source term balance. And the total dissipation source term was defined as a linear combination of the above high and low frequency constituents. Their separation parameterization for the dissipation term is physically meaningful and the heuristic arguments have been [employed in WW3 ST2 package and](#) widely applied in many practical numerical models. In fact, during the past two decades, a series of studies concerned with mechanisms of nonbreaking wave-generated turbulence and its mixing effects on upper ocean layers have been achieved significantly and their conclusions have been confirmed more exhaustively by experiments. The theoretical wave-generated turbulence theory can be established by two different but relatively consistent approaches: the first approach involves the use of a parameterization form similar to the classical Prandtl mixing-length theory, and the second approach involves the use of the equilibrium solutions of a high-deterministic second-order turbulence closure model between the wave motion shear instability generations and the TKE dissipations (Baumert et al., 2005), then the analytical mixing coefficients were proposed to elaborate the dominant mixing intensity induced by wave-generated turbulence in the upper ocean (Yuan et al., 1999; Yuan et al., 2013). Qualitative and quantitative validations by field measurements and improvements of wave-current coupled modelling indicate the key mixing role in the formation of upper mixed layers (Qiao et al., 2004, 2010; Xia et al., 2004, 2006; Shu et al., 2011; Shi et al., 2016, 2019; Yu et al., 2020; Zhuang et al., 2020, 2021, 2022; Yang et al., 2003, 2004, 2019, 2022). But how the reaction of wave-generated turbulence on ocean waves was disregarded in their studies, which is still lack and needs to investigate further. Babanin (2006), Babanin and Haus (2009), Dai et al. (2010) tested and confirmed the nonbreaking wave-generated turbulence through mechanically generated laboratory wave experiments. Babanin and Chalikov (2012) also presented that the vorticity and turbulence usually occur in vicinity of wave crests and then spread over upwind slope and downward through a numerical wave-turbulence model. Based on their experimental approximations, a parameterization of swell dissipation rate was proposed, verified through altimeter observation data and employed in WW3 ST6 package (Babanin 2011, 2012; Young et al., 2013; Zieger et al., 2015; WW3DG, 2019). In fact, an analytical parameterization for wave energy dissipation can be effectively deduced through the equilibrium solutions of wave-generated turbulence, which will be described in detail and implemented in numerical experiments below. It constitutes the other focal point of this study to illustrate the important

删除[admin]: , but the frequency interval is divided arbitrarily into three portions and the dissipation mechanism is different in different domains

115 role of dissipation induced by wave-generated turbulence, which is definitely the feedback of
imparting of wave shear instability generations on turbulence.

There are also a number of other dissipation mechanisms which are certainly not
negligible in the wave system. Prominent negative input source term for swell was introduced
by Chalikov & Belevich (1993), Chalikov (1995) , Tolman & Chalikov (1996) , Tolman
120 (2002) and Chalikov & Babanin (2009) where the phase velocity of waves is larger than the
wind velocity, which means that the dynamic pressure of the wind on the forward face of the
wave component exceeds the pressure on the backward face and waves accelerate wind,
resulting in the momentum and energy fluxes from the waves to the wind. Based on the direct
measurements of turbulent air-sea fluxes obtained during several sea expeditions, Grachev
125 and Fairall (2001) verified that long ocean waves (swell) traveling faster than local wind and
in the same direction cause upward momentum transport, implying a negative drag
coefficient. A weak damping of swells was also introduced by Janssen (2004), who proposed
an asymptotic linearization of the small effects of air turbulent eddies. Ardhuin et al. (2009,
2010) , Collard et al. (2009) proposed a nonlinear swell dissipation parameterization, which is
130 related to a laminar-to-turbulent transition of the oscillatory boundary layer over swells, using
the spaceborne SAR observed swell fields from the European Space Agency's (ESA)
ENVISAT satellite. Interaction of ocean waves and upper ocean turbulence, while the latter is
induced by Stokes drift shears, accounts for a significant fraction of the energy losses of the
wave field (McWilliams et al., 1997; Teixeira and Belcher, 2002; Ardhuin and Jenkins, 2006).
135 Evaluations indicated it is much weaker than other dissipations (Ardhuin et al., 2010), despite
this its formula is employed in WW3 ST4 package. Model results showed that its effects
significantly improve simulations of turbulence characteristics and upper ocean thermal
structure (Huang and Qiao, 2010; Huang et al., 2011). Sea bottom-wave interactions and ice-
wave interactions have been studied in great detail, which are out of scope of present study
140 and not discussed here.

The objectives of this paper are to explore the dissipation effects of wave-generated
turbulence reacting on ocean waves, and to investigate the role of wave-breaking dissipation
via an improved postbreaking spectrum expression based on the breaking wave statistical
method. The remainder of this paper is organized as follows: Section 2 describes the
145 analytical approaches for wave energy dissipation induced by wave-generated turbulence and
by random wave-breaking, introduces scale detection comparing to wind input and provides
verifications with laboratory observations or comprehensive measurements; Section 3

presents application implementations on simple duration-limited growth and decay experiments; Section 4 addresses discussions and issues which need complex insights, and some conclusions and suggestions for future research are summarized in Section 5.

2 Model derivation and verification

2.1 The analytical approach for wave energy dissipation induced by wave-generated turbulence

In the usual notation, let $x_i, i = 1, 2, 3$ be rectangular co-ordinates. Let $u_{SMi}, i = 1, 2, 3$ denote the wave velocities; $T_{SM}, s_{SM}, p_{SM}, \rho_{SM}$ the perturbations of temperature, salinity, pressure and density induced by ocean waves. More comprehensive governing equations for wave motion were derived in Yuan et al.(2012) and Yang et al. (2022) and the unit volume wave energy balance equation can be obtained in tensor expression as follows (see Appendix A):

删除[admin]: 2019

$$\begin{aligned} & \frac{\partial}{\partial t} \left\langle \frac{\rho_0 u_{SMi}^2}{2} + \frac{g^2 \rho_{SM}^2}{2\rho_0 \hat{N}_3^2} \right\rangle_{SM} + \left\langle \left(\hat{U}_j + u_{SMj} \right) \frac{\partial}{\partial x_j} \left(\frac{\rho_0 u_{SMi}^2}{2} + \frac{g^2 \rho_{SM}^2}{2\rho_0 \hat{N}_3^2} \right) \right\rangle_{SM} + \frac{\partial}{\partial x_i} \langle p_{SM} u_{SMi} \rangle_{SM} \\ & = \left(-\rho_0 \langle u_{SMi} u_{SMj} \rangle_{SM} \frac{\partial \hat{U}_i}{\partial x_j} + g \langle \rho_{SM} u_{SM\alpha} \rangle_{SM} \frac{\hat{N}_\alpha^2}{\hat{N}_3^2} \right) + \frac{g^2}{\rho_0 \hat{N}_3^2} \langle \rho_{SM} Q_{\rho SM} \rangle_{SM} \quad (1) \\ & \left[\frac{\partial}{\partial x_j} \left\langle \left(v_0 + \frac{k^2}{\pi^2 \varepsilon} \right) \frac{\partial}{\partial x_j} \left(\frac{\rho_0 u_{SMi}^2}{2} \right) \right\rangle_{SM} + \frac{\partial}{\partial x_j} \left\langle \left(K_0 + \frac{1}{\sigma_0} \frac{k^2}{\pi^2 \varepsilon} \right) \frac{\partial}{\partial x_j} \left(\frac{g^2 \rho_{SM}^2}{2\rho_0 \hat{N}_3^2} \right) \right\rangle_{SM} \right] \\ & + \left[- \left\langle \rho_0 \left(v_0 + \frac{k^2}{\pi^2 \varepsilon} \right) \left(\frac{\partial u_{SMi}}{\partial x_j} \right)^2 \right\rangle_{SM} - \left\langle \frac{g^2}{\rho_0 \hat{N}_3^2} \left(K_0 + \frac{1}{\sigma_0} \frac{k^2}{\pi^2 \varepsilon} \right) \left(\frac{\partial \rho_{SM}}{\partial x_j} \right)^2 \right\rangle_{SM} \right] \end{aligned}$$

where $\hat{U}_i, i = 1, 2, 3; \hat{T}, \hat{s}, \hat{p}, \hat{\rho}$ denote the background current components and ρ_0 is the basin mean water density; $\underline{v_0, K_0, D_0}$ the molecular viscosity, thermal and diffusion coefficients;

删除[admin]: v_0, κ_0, D_0

$\hat{N}_i^2 = -g \frac{\partial}{\partial x_i} \left(\frac{\hat{\rho}}{\rho_0} \right), i = 1, 2, 3$ the Brunt-Väisälä frequency components; $\underline{\sigma_0 = \frac{1}{2}}$ the Prandtl

number; $\underline{k, \varepsilon}$ the kinetic energy and its dissipation rate of ocean turbulence, which is

删除[admin]: k^2, ε

generated by shear instability of background current (Mellor and Yamada, 1982), Stokes drift (Ardhuin and Jenkins, 2006; Ardhuin et al, 2010; Huang and Qiao, 2010) but mainly generated by ocean waves in the upper layers (Yuan et al., 1999, 2013; Qiao et al., 2004; Yang et al. , 2003, 2004; Babanin, 2006; Babanin and Haus, 2009; Dai et al., 2010; Zhuang et al., 2022). $\frac{\rho_0 u_{SMi}^2}{2}, \frac{g^2 \rho_{SM}^2}{2\rho_0 \hat{N}_3^2}$ denote the kinetic and potential wave energy and $\langle \cdot \rangle_{SM}$ denotes the

Reynolds average on the wave motion. Hereafter, other symbols have their usual meaning.

The first term on the left-hand side of Eq. (1) is related to the local mechanical energy

variation and the second and third ones denote the energy flux transferred by ocean waves and background currents. The first and second terms on the right-hand side of Eq. (1) are related to the modulation by larger scale motions through shear instability generations. The third term is related to the energy input through thermal radiation, the fourth and fifth ones
175 are related to the modulation by smaller scale motions through ocean mixing and the last two terms are related to the energy loss rate due to internal viscosity. It should be noted that three types of gravity ocean waves, which consist of surface waves, internal waves and inertial waves, follow the same governing Eq. (1). Here in this study only the former is concerned, so the fifth term on the right-hand side of Eq. (1) is the energy dissipation induced by ocean
180 turbulence (Dissipation induced by molecular viscosity is insignificant and not considered here).

As stated above, ocean wave-generated turbulence plays a dominant role in the upper layers, the energy loss from ocean waves needs to be studied further. The unit volume energy dissipation mainly induced by wave-generated turbulence can be expressed as

$$185 \quad - \left\langle \rho_0 \frac{k^2}{\pi^2 \varepsilon} \left(\frac{\partial u_{SMi}}{\partial x_j} \right)^2 \right\rangle_{SM} = -\rho_0 \alpha_{wt} \left\langle \frac{\bar{k}^2}{\pi^2 \bar{\varepsilon}} \right\rangle_{SM} \left\langle \left(\frac{\partial u_{SMi}}{\partial x_j} \right)^2 \right\rangle_{SM} \quad (2)$$

where the symbol overbar ‘-’ denotes the turbulent equilibrium variables, $\left\langle \frac{\bar{k}^2}{\pi^2 \bar{\varepsilon}} \right\rangle_{SM}$ is the so-called wave-generated turbulent mixing coefficient which was widely used in coupling numerical models. α_{wt} is an undetermined constant here, which implies the quasi-equilibrium level of wave-generated turbulence. Then the total energy dissipation for vertical water
190 column per unit area can be written as

$$- \int_{-\hat{H}}^0 \left\langle \rho_0 \frac{k^2}{\pi^2 \varepsilon} \left(\frac{\partial u_{SMi}}{\partial x_j} \right)^2 \right\rangle_{SM} dx_3 = -\rho_0 \alpha_{wt} \int_{-\hat{H}}^0 \left\langle \frac{\bar{k}^2}{\pi^2 \bar{\varepsilon}} \right\rangle_{SM} \left\langle \left(\frac{\partial u_{SMi}}{\partial x_j} \right)^2 \right\rangle_{SM} dx_3 \quad (3)$$

where \hat{H} denotes the water depth.

In the statistical wave theory, the wave field is regarded as weakly-in-the-mean nonlinear processes and the chief linear components are used widely for further detection (Komen et al.,
195 1994). Below we try to derive the total energy dissipation expressed by wavenumber spectrum through the classical linear wave solutions, i.e.,

$$u_{SM1} = \iint_{\bar{k}} \frac{\omega \bar{k}_1}{K} A \frac{\cosh K(\hat{H} + x_3)}{\sinh K\hat{H}} \exp\{i(\bar{\mathbf{k}} \cdot \bar{\mathbf{r}} - \omega t)\} d\bar{\mathbf{k}} \quad (4)$$

$$u_{SM2} = \iint_{\bar{k}} \frac{\omega k_2}{K} A \frac{\cosh K(\hat{H} + x_3)}{\sinh K\hat{H}} \exp\{i(\bar{k} \cdot \bar{r} - \omega t)\} d\bar{k} \quad (5)$$

$$u_{SM3} = \iint_{\bar{k}} -\omega i A \frac{\sinh K(\hat{H} + x_3)}{\sinh K\hat{H}} \exp\{i(\bar{k} \cdot \bar{r} - \omega t)\} d\bar{k} \quad (6)$$

200 where the wavenumber vector $\bar{k} = (k_1, k_2)$ with $K = \sqrt{k_1^2 + k_2^2}$, $\bar{r} = (x_1, x_2)$. ω denotes the radian frequency, and A , the wave amplitude.

As the wave motion is thought to be a stationary and homogeneous stochastic process and $\langle AA^* \rangle = \delta(\bar{k} - \bar{k}') E(k_1, k_2)$ where $\delta(\cdot)$ denotes the Dirac function (Kinsman, 2012), then

$$\begin{aligned} \left\langle \frac{\partial u_{SM1}}{\partial x_1} \frac{\partial u_{SM1}}{\partial x_1} \right\rangle_{SM} &= \iint_{\bar{k}} \text{Re} \left\{ \iint_{\bar{k}'} \frac{\omega \omega'}{K K'} \frac{k_1^2 k_1'^2 \cosh K(\hat{H} + x_3) \cosh K'(\hat{H} + x_3)}{\sinh K\hat{H} \sinh K'\hat{H}} \right. \\ &\quad \left. \langle AA^* \rangle \exp\{i[(k_a - k_a')x_a - (\omega - \omega')t]\} dk_1 dk_2' \right\} dk_1 dk_2 \\ &= \iint_{\bar{k}} \text{Re} \left\{ \iint_{\bar{k}'} \frac{\omega \omega' k_1^2 k_1'^2 \cosh K(\hat{H} + x_3) \cosh K'(\hat{H} + x_3)}{K K' \sinh K\hat{H} \sinh K'\hat{H}} \right. \\ &\quad \left. \delta(\bar{k} - \bar{k}') E(k_1, k_2) \exp\{i[(k_a - k_a')x_a - (\omega - \omega')t]\} dk_1 dk_2' \right\} dk_1 dk_2 \\ &= \iint_{\bar{k}} \omega^2 \frac{k_1^4 \cosh^2 K(\hat{H} + x_3)}{K^2 \sinh^2 K\hat{H}} E(k_1, k_2) dk_1 dk_2 \end{aligned} \quad (7)$$

205 Correspondingly, after some similar manipulations and summing over all product terms, we obtain

$$\left\langle \frac{\partial u_{SMi}}{\partial x_j} \frac{\partial u_{SMi}}{\partial x_j} \right\rangle_{SM} = \iint_{\bar{k}} 2\omega^2 K^2 \frac{\cosh 2K(\hat{H} + x_3)}{\sinh^2 K\hat{H}} E(k_1, k_2) dk_1 dk_2 \quad (8)$$

Hence,

$$\begin{aligned} -\int_{-\hat{H}}^0 \left\langle \rho_0 \frac{k^2}{\pi^2 \varepsilon} \left(\frac{\partial u_{SMi}}{\partial x_j} \right)^2 \right\rangle_{SM} dx_3 &= -\rho_0 g \iint_{\bar{k}} 2\alpha_{wt} \frac{\omega^2 K^2}{g} \left[\int_{-\hat{H}}^0 \left\langle \frac{\bar{k}^2}{\pi^2 \varepsilon} \right\rangle_{SM} \frac{\cosh 2K(\hat{H} + x_3)}{\sinh^2 K\hat{H}} dx_3 \right] E(k_1, k_2) dk_1 dk_2 \\ &= -\rho_0 g \iint_{\bar{k}} 2\alpha_{wt} \frac{\omega^2 K^2}{g} \left\{ \frac{\iint_{\bar{k}} \omega^2 K^2 \left[\int_{-\hat{H}}^0 \left\langle \frac{\bar{k}^2}{\pi^2 \varepsilon} \right\rangle_{SM} \frac{\cosh 2K(\hat{H} + x_3)}{\sinh^2 K\hat{H}} dx_3 \right] E(k_1, k_2) dk_1 dk_2}{\iint_{\bar{k}} \omega^2 K^2 E(k_1, k_2) dk_1 dk_2} \right\} E(k_1, k_2) dk_1 dk_2 \end{aligned} \quad (9)$$

210 The dissipation source function induced by wave-generated turbulence can be expressed in wavenumber space as

$$S_{tid} = -2\alpha_{wt} \frac{\omega^2 K^2}{g} \left\{ \frac{\iint_{\bar{k}} \omega^2 K^2 \left[\int_{-\hat{H}}^0 \left\langle \frac{\bar{k}^2}{\pi^2 \varepsilon} \right\rangle_{SM} \frac{\cosh 2K(\hat{H} + x_3)}{\sinh^2 K\hat{H}} dx_3 \right] E(k_1, k_2) dk_1 dk_2}{\iint_{\bar{k}} \omega^2 K^2 E(k_1, k_2) dk_1 dk_2} \right\} E(k_1, k_2) \quad (10)$$

For deep water depth, it is easily derived as

$$S_{\text{tid}} = -4\alpha_{\text{wt}}K^3 \left\{ \frac{\iint_{\hat{k}} \omega^2 K^2 \left[\int_{-\infty}^0 \left\langle \frac{\bar{k}^2}{\pi^2 \bar{\varepsilon}} \right\rangle_{\text{SM}} \exp\{2Kx_3\} dx_3 \right] E(k_1, k_2) dk_1 dk_2}{\iint_{\hat{k}} \omega^2 K^2 E(k_1, k_2) dk_1 dk_2} \right\} E(k_1, k_2) \quad (11)$$

215 Yuan et al. (2013) proposed a parameterization of the mixing coefficient $\left\langle \frac{\bar{k}^2}{\pi^2 \bar{\varepsilon}} \right\rangle_{\text{SM}}$ through equilibrium solutions of the second-order turbulence model with high certainty closure assumptions, in which the power function relationship between turbulent dissipation rate and shear instability generation of wave motion was fitted by observation data in deep ocean.
 Here we choose a generic representation of the mixing length of $\bar{l}_D = \frac{\bar{k}^{3/2}}{\pi^{3/2} \bar{\varepsilon}}$ (Baumert et al., 2005), which is appropriate for deep and shallow water conditions, and the mixing coefficient is formulated conveniently as

$$\left\langle \frac{\bar{k}^2}{\pi^2 \bar{\varepsilon}} \right\rangle_{\text{SM}} = \frac{\sqrt{7}}{2} \iint_{\hat{k}} E(k_1, k_2) \frac{\cosh^2 K(\hat{H} + x_3)}{\sinh^2 K\hat{H}} dk_1 dk_2 \left(\iint_{\hat{k}} \omega^2 K^2 \frac{\cosh 2K(\hat{H} + x_3)}{\sinh^2 K\hat{H}} E(k_1, k_2) dk_1 dk_2 \right)^{1/2} \quad (12)$$

For deep water depth, Eq. (12) is reduced to

$$\left\langle \frac{\bar{k}^2}{\pi^2 \bar{\varepsilon}} \right\rangle_{\text{SM}} = \sqrt{\frac{7}{2}} \iint_{\hat{k}} E(k_1, k_2) \exp\{2Kx_3\} dk_1 dk_2 \left(\iint_{\hat{k}} \omega^2 K^2 E(k_1, k_2) \exp\{2Kx_3\} dk_1 dk_2 \right)^{1/2} \quad (13)$$

225 Now we try to present a concise description of Eq. (11) for future practical application, some characteristic wavenumbers and frequencies are introduced for various integral mean variables, i.e.,

$$\iint_{\hat{k}} E(k_1, k_2) \exp\{2Kx_3\} dk_1 dk_2 \approx \exp\{2\hat{K}x_3\} \iint_{\hat{k}} E(k_1, k_2) dk_1 dk_2, \quad \iint_{\hat{k}} \omega^2 K^2 E(k_1, k_2) \exp\{2Kx_3\} dk_1 dk_2 \approx \hat{\omega}^2 \hat{K}^2 \exp\{2\hat{K}x_3\} \iint_{\hat{k}} E(k_1, k_2) dk_1 dk_2, \quad \text{and}$$

$$\iint_{\hat{k}} \frac{1}{2K + 2\hat{K}_1 + \hat{K}_2} \omega^2 K^2 E(k_1, k_2) dk_1 dk_2 \approx \frac{1}{5\hat{K}_3} \iint_{\hat{k}} \omega^2 K^2 E(k_1, k_2) dk_1 dk_2, \quad \text{here we assume that } \hat{K}_1 \approx \hat{K}_2 \approx \hat{K}_3 \approx \hat{K}$$

230 approximately. Then Eq. (13) is reduced to

$$\left\langle \frac{\bar{k}^2}{\pi^2 \bar{\varepsilon}} \right\rangle_{\text{SM}} \approx \sqrt{\frac{7}{2}} \hat{\omega} \hat{K} \left(\iint_{\hat{k}} E(k_1, k_2) dk_1 dk_2 \right)^{3/2} \exp\{3\hat{K}x_3\} \quad (14)$$

By employing Eq. (14), Eq. (11) is derived approximately as

$$S_{\text{tid}} \approx -\frac{2\sqrt{14}}{5} \alpha_{\text{wt}} K^3 \hat{\omega} \left(\iint_{\hat{k}} E(k_1, k_2) dk_1 dk_2 \right)^{3/2} E(k_1, k_2) \quad (15)$$

删除[admin]: Different from Yuan et al. (2013), in which the power function relationship between turbulent dissipation rate and shear instability generation of wave motion was fitted by observation data in deep ocean, we choose a generic

$$\bar{l}_D = \frac{\bar{k}^{3/2}}{\pi^{3/2} \bar{\varepsilon}}$$

representation of the mixing length of (Baumert et al., 2005), which is appropriate for deep and shallow water

conditions. Then the mixing coefficient $\left\langle \frac{\bar{k}^2}{\pi^2 \bar{\varepsilon}} \right\rangle_{\text{SM}}$ is

formulated conveniently as

设置格式[admin]: 缩进: 左侧: 0 毫米, 左 0 字符

删除[admin]: the unified mean $\hat{\omega}, \hat{K}$

删除[admin]: and consequently, the excessive and tedious mathematical deduction is not involved

For finite water depth, a simple scaling factor $R_H = 1 - \exp(-5\hat{k}_H \hat{H})$ is introduced to Eq. (15)
 235 for numerical implementation.

We further detect the scales of the dissipation rate comparing to the wind input source
 function. There are still a relative large uncertainties remained in different bulk energy input
 approaches, here only the parameterizations of growth rate due to wind, which were proposed
 by Komen et al. (1984) and Janssen (1991), are concerned for the following convenient
 240 arguments. The growth rate of the wave scales with wavenumber was thought of as $\gamma \sim k^{3/2}$

(Janssen 1991), for $\gamma \sim \beta \frac{\omega}{C^2} u_*^2 = g^{-1/2} \beta K^{3/2} u_*^2$, where u_* is the friction velocity, C the phase

velocity $C = \frac{\omega}{K}$, β the Miles parameter $\beta = \frac{1.2}{K^2} \mu \ln^4 \mu$, $\mu \leq 1$ and μ the dimensionless critical
 height. Moreover, it can also be rewritten as

$$\gamma \sim \beta \frac{\omega}{C^2} u_*^2 = K \beta \left(\frac{u_*}{C} \right) u_* = K \beta \alpha^{-1/2} (K z_0)^{1/2} u_* = K \tilde{l}_j u_*, \quad \tilde{l}_j = \alpha^{-1/2} \beta (K z_0)^{1/2} \quad (16)$$

245 where z_0 is the sea surface roughness, and α , the Charnock constant. The dimensionless
 variable $\tilde{l}_j \sim \beta (K z_0)^{1/2}$ is related to the dimensionless critical height μ and the relative
 roughness length $K z_0$. Incidentally, the growth rate parameterized by Komen et al. (1984) is
 fairly linearized as follows:

$$\gamma' \sim \frac{\omega}{C} u_* = K u_*$$

250 From Eq. (15), the dissipation rate induced by wave-generated turbulence can be rescaled
 as

$$\begin{aligned} \gamma_{\text{tid}} &\sim \frac{2\sqrt{14}}{5} \alpha_{\text{wt}} K^3 \hat{\omega} \frac{A^3}{2^{3/2}} \\ &= \frac{\sqrt{7}}{5} \alpha_{\text{wt}} K^3 A^2 (A \hat{\omega}) = \frac{\sqrt{7}}{5} \alpha_{\text{wt}} K (KA)^2 u_{w0} = K \tilde{l}_Y u_{w0}, \quad \tilde{l}_Y = \frac{\sqrt{7}}{5} \alpha_{\text{wt}} (KA)^2 \end{aligned} \quad (17)$$

where u_{w0} is the wave orbital velocity at sea surface. $\tilde{l}_Y \sim (KA)^2$ can be taken to be some kind
 of dimensionless height or wave steepness. Hence Eq. (16) and (17) yield a considerable
 255 uniformity of analytical expressions. Figure 1 shows the growth rate γ roughly calculated
 under the condition $\frac{\tau_w}{\tau} = 0.2, 0.5, 0.9$ respectively, where τ_w is the wave-induced stress and $\tau = u_*^2$

设置格式[admin]: 字体: 倾斜

设置格式[admin]: 下标

删除[admin]: denotes

删除[admin]: ,

删除[admin]: A is the wave amplitude, and

删除[admin]: ,

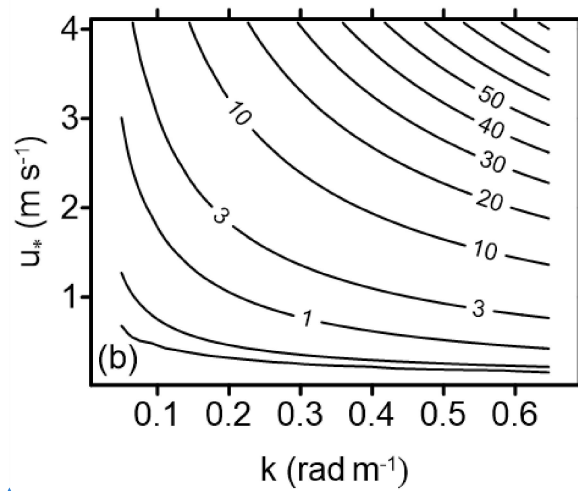
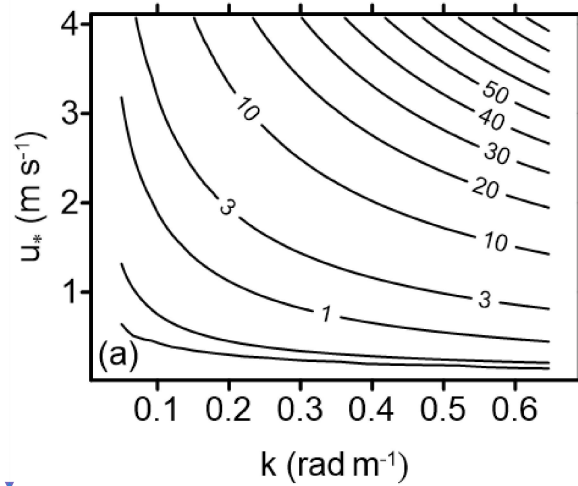
删除[admin]: $\frac{\tau_w}{\tau} = 0.5$ for simplicity

the total stress, and the final subplot corresponds to the severe sea state scenario. Figure 2 shows the dissipation rate γ_{tid} with $\alpha_{\text{wt}} = 1.0$ in consideration of the breaking criterion that u_{w0} does not exceed the phase velocity of waves. Both are comparable in spatial distribution and magnitude, especially under normal and extreme sea conditions. And the corresponding spectral signatures of difference between Fig. 1 and 2 dominate the wave growth or decay.

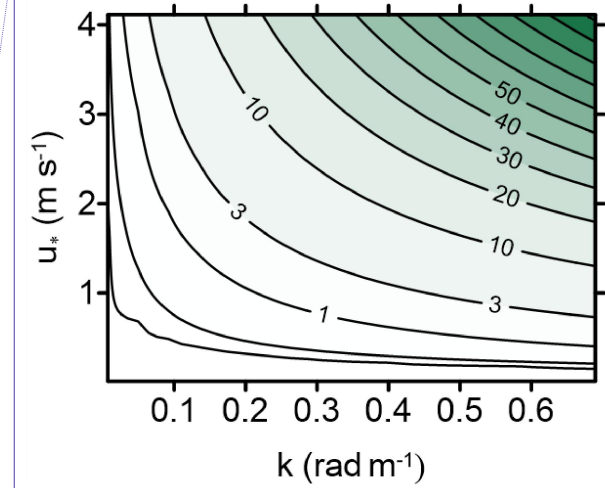
删除[admin]: , and Fig.

删除[admin]: .

删除[admin]:

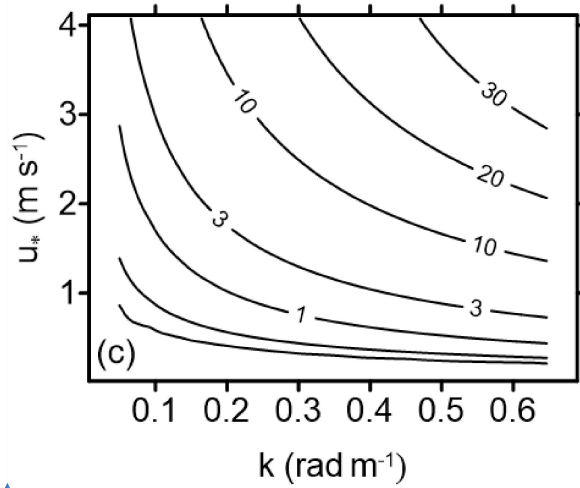


删除[杨永增]: .



设置格式[Unknown]: 字体: (中文) 宋体

设置格式[Unknown]: 字体: (中文) 宋体



265 **Figure 1.** Distribution of growth rate γ as a function of wavenumber and friction velocity (Unit: s^{-1}). **(a)** $\frac{\tau_w}{\tau} = 0.2$; **(b)** $\frac{\tau_w}{\tau} = 0.5$; **(c)** $\frac{\tau_w}{\tau} = 0.9$.

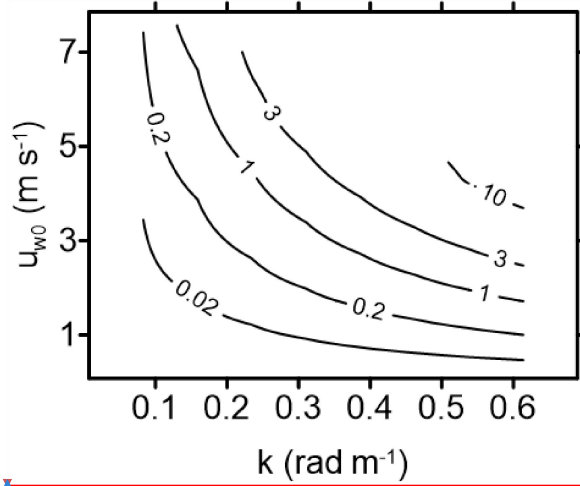


Figure 2. Distribution of dissipation rate γ_{tid} as a function of wavenumber and wave orbital velocity at sea surface (Unit: s^{-1})

270 The unit volume wave energy dissipation rate induced by wave-generated turbulence is

$$e_{tid} = \left\langle \frac{k^2}{\pi^2 \varepsilon} \left(\frac{\partial u_{SMi}}{\partial x_j} \right)^2 \right\rangle_{SM} = \alpha_{wt} \left\langle \frac{\bar{k}^2}{\pi^2 \bar{\varepsilon}} \right\rangle_{SM} \left\langle \left(\frac{\partial u_{SMi}}{\partial x_j} \right)^2 \right\rangle_{SM} \quad \text{following from Eq. (2), and according the}$$

equilibrium solutions of the generation term to the dissipation for wave-generated turbulence (Yuan et al., 2013), the TKE dissipation rate ε_{dis} can be virtually identical to e_{tid} , i. e.,

$$\varepsilon_{dis} \approx e_{tid} = \alpha_{wt} \left\langle \frac{\bar{k}^2}{\pi^2 \bar{\varepsilon}} \right\rangle_{SM} \left\langle \left(\frac{\partial u_{SMi}}{\partial x_j} \right)^2 \right\rangle_{SM} \quad (18)$$

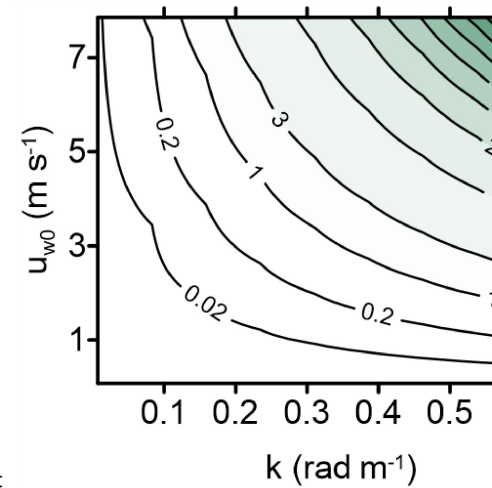
275 There are many studies to verify the modeled TKE dissipation rate ε_{dis} , generated by shear instability of irregular wind waves or swells, with cruise observations (Yuan et al.,

设置格式[Unknown]: 字体: (中文) 宋体

设置格式[admin]: 字体: (中文) 宋体, (中文) 中文(简体)

设置格式[admin]: 字体: 加粗

设置格式[admin]: 字体: (中文) 宋体, (中文) 中文(简体)



删除[admin]:

设置格式[Unknown]: 字体颜色: 红色

设置格式[admin]: 字体: (中文) 宋体, (中文) 中文(简体)

2013; Zhuang et al., 2020, 2021). Here a direct comparison between modeled ε_{dis} with

laboratory observations is performed for monochromatic non-breaking waves. **In consideration of an approximate coefficient 7/8 introduced from the minimization relation for the equilibrium solutions (Yuan et al., 2013), the TKE dissipation rate ε_{dis} can be derived as**

$$\varepsilon_{\text{dis}} \approx \alpha_{\text{wt}} \frac{7}{8} \left\langle \frac{\bar{k}^2}{\pi^2 \varepsilon} \right\rangle_{\text{SM}} \left\langle \left(\frac{\partial u_{\text{SM}i}}{\partial x_j} \right)^2 \right\rangle_{\text{SM}} = \frac{7\sqrt{7}}{16} \alpha_{\text{wt}} A^5 \omega^3 K^3 \exp\{5Kx_3\} \quad (19)$$

where A is the monochromatic wave amplitude at surface. The “observed” TKE dissipation rates ε_{dis} come from the laboratory measurements conducted in the Air-Sea Interaction Saltwater Tank (ASIST) of the University of Miami (Babanin and Haus, 2009; Babanin, 2011), with generated wave trains of $f=1.5$ Hz and $K_{1.5\text{Hz}}=9.82$ rad m^{-1} . The significant TKE dissipation rates ε_{dis} were retrieved from the wavenumber spectra provided by Particle Image Velocimetry (PIV) measurements at the 30 mm layer from the still surface. Their detailed experimental measurements indicate that the turbulence observed must have been directly generated by the waves themselves (Babanin and Haus, 2009). Figure 3 shows the dependence of TKE dissipation rate ε_{dis} versus wave amplitude A in logarithmic and linear scales respectively, and the solid line is plotted by using Eq. (19) with $\alpha_{\text{wt}}=1.0$ (Layer depth x_3 varies corresponding to different A). Babanin (2011) interpreted that the “observed” ε_{dis} are instantaneous values incurred intermittently at the rear-face phase of the wave below the level of the wave trough, and if averaged over the wave period, the estimates of ε_{dis} have to be divided at least by a factor of 10 and perhaps more. This implies that such intermittent turbulence is still at the stage of quasi-equilibrium level, and the coefficient $\alpha_{\text{wt}}=1.0$ should be tuned to less than one order of magnitude or more for practical application (Wang et al., 2024).

删除[admin]: ,

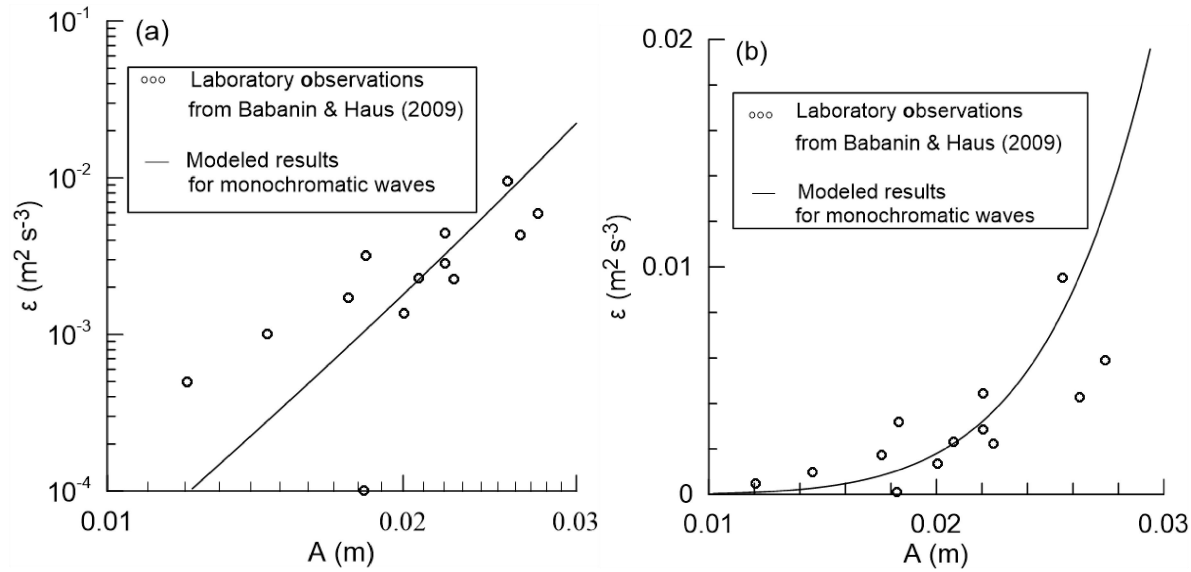
删除[admin]: under which circumstances Eq. (18) can be easily derived as

删除[admin]:
$$\varepsilon_{\text{dis}}(x_3) = \frac{7\sqrt{7}}{16} \alpha_{\text{wt}} A^5 \omega^3 K^3 \exp\{5Kx_3\}$$

(19)

设置格式[admin]: 段落间距段后: 6 磅, 制表位: 不在 36.86 字符 + 52.29 字符, 不对齐到网格

设置格式[admin]: 字体: (中文) 宋体, 字体颜色: 着色 1, (中文) 中文(简体)



300 **Figure 3.** Dependence of TKE dissipation rate ε_{dis} (denoted as ε in the figure) versus
 wave amplitude A . Observation data (circles) are digitalized from Babanin and Haus (2009).
 Dependence (19) is shown with a solid line. Data are plotted in (a) logarithmic scales and (b)
 linear scales.

The following “observed” TKE dissipation rates ε_{dis} with different layer depth come
 305 from the laboratory measurements performed inside a wave tank at the Institute of Applied
 Physics of the Russian Academy of Science, Nizhny Novgorod, Russia (Wei et al., 2018).
 The tank was equipped with a mechanical wavemaker and a fan, which are used to generate
 mechanical and wind waves respectively. The vertical surface displacement of the generated
 wind waves and swell trains were measured by 3 resistancetype wave gages, and series of
 310 larger waves are selected for our further comparisons (Table 1).

Experiment number	Wave condition	H_s (cm)	Peak frequency (Hz)	Wave length (m)
1	21 m s^{-1} wind	3.75	2.72	0.42
2	32 m s^{-1} wind	6.03	1.97	0.83
3	1.6 Hz swell with 21 m s^{-1} wind	5.26	1.64	0.86
4	1.2 Hz swell	3.98	1.20	1.36

Table 1. Significant wave height (H_s) and peak frequency for selected wave conditions

删除[admin]:

删除[杨永增]:

The TKE dissipation rates ε_{dis} at different layers from surface were retrieved from the wavenumber spectra provided by underwater 3-D instantaneous velocity measured by using an Acoustic Doppler Velocimeter (SonTek microADV). As Thais and Magnaudet (1996) interpreted their experimental observations, the wave orbital motions, which possess strong vertical gradients, ought to be the dominate role of enhancing of the turbulence production. Figure 4 shows the dependence of TKE dissipation rate ε_{dis} versus layer depth in linear/logarithmic scale for various wave conditions respectively, and the solid lines are plotted also by using Eq. (19) with $\alpha_{\text{wt}}=1.0$ (A is the mean amplitude of the highest one-third or one-half waves). The decreasing tendency of modeled ε_{dis} with layer depth under different wave conditions agrees with that of observations in the upper 0.2 m layers. It should be noted that when the layer depth is larger than 0.25 m, the “observed” ε_{dis} may be regarded as adaptive noises induced by other dynamic mechanisms.

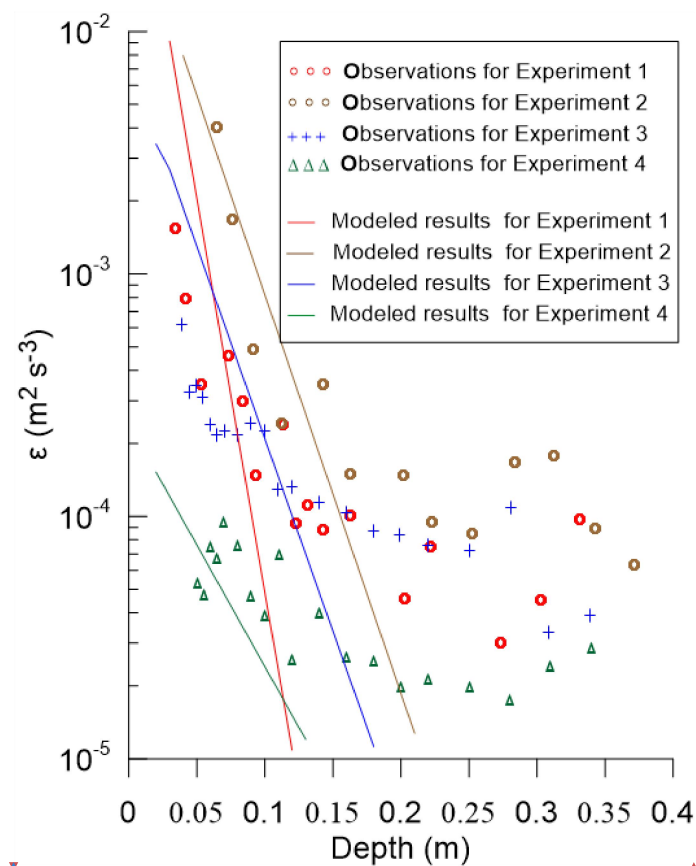
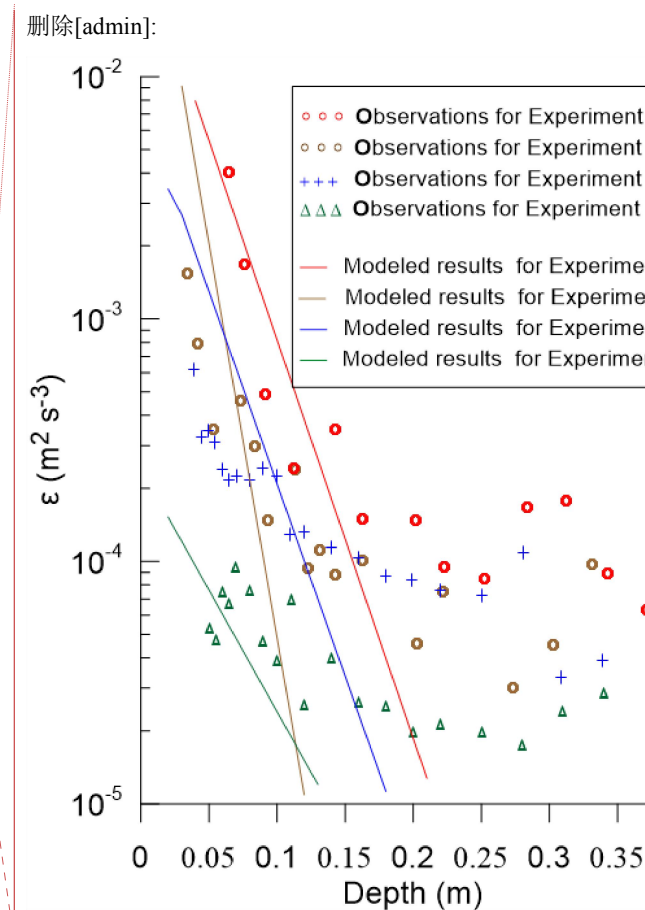


Figure 4. Dependence of TKE dissipation rate ε_{dis} (denoted as ε in the figure) versus layer depth. Observation data (circles, pluses and triangles) are digitalized from Wei et al. (2018). Dependence (19) is shown with solid lines. Data are plotted in linear/logarithmic scale on the horizontal/vertical axis.



删除[admin]:

设置格式[admin]: 缩进: 首行缩进: 6.3 毫米

设置格式[Unknown]: 字体: (中文) 宋体, 字体颜色: 背景
2

设置格式[admin]: 字体: (中文) 宋体, (中文) 中文(简体)

330 2.2 The precise estimation of wave energy loss induced by random wave-breaking

Wave-breaking is another critical dissipation process of ocean waves, which is highly intermittent but simultaneous with wave-generated turbulence stated above. However, the former mechanism still remains not well-understood (Donelan and Yuan, 1994; Young and Babanin, 2006; Yuan et al., 2009). Here in this study, based on the breaking wave statistical method that Cartwright and Longuet-Higgins (1956), Longuet-Higgins (1957), Yuan et al (1986, 2009) employed under a narrow spectrum assumption for theoretical arguments, we present a more precise approach for estimation of the dissipation-due-to-breaking. Parameterization treatments of the dissipation source function under the assumption of balance between growth and dissipation are discarded, instead of which we derive an improved analytical postbreaking spectrum expression satisfying the kinematic and dynamic wave-breaking onset criterions.

The postbreaking wave spectrum, via the covariance of surface elevation which was assumed to be Gaussian and stationary, was expressed as (Yuan et al., 1986; Yuan et al., 1993; Donelan and Yuan, 1994)

$$345 \quad E_b(k_1, k_2) = \alpha_b E(k_1, k_2) \quad (20)$$

and

$$\alpha_b = \left[1 - \left(\frac{\omega}{\omega_b} \right)^2 \left(\frac{2}{\pi} \right)^{1/2} \frac{1}{L} \exp\left(-\frac{L^2}{2}\right) \right]^2 \quad (21)$$

where $L^{-1} = \frac{\mu_4^{1/2}}{g/2}$ denotes the normalized *rms* acceleration, $T_b = 2\pi \left(\frac{\mu_2}{\mu_4} \right)^{1/2} = 2\pi \left(\frac{\mu_0}{\mu_2} \right)^{1/2} \rho = \rho T_z$

and $\omega_b = \frac{2\pi}{T_b}$ denote the mean period or mean frequency of wave maxima, T_z denotes the

350 zero-crossing wave period; ρ denotes a parameter associated with the spectrum width

parameter ε_{sp} , i.e.,

$$\rho^2 = \frac{\mu_2^2}{\mu_0 \mu_4} \quad (22)$$

$$\varepsilon_{sp}^2 = 1 - \rho^2 \quad (23)$$

删除[admin]: ε

删除[admin]: $\varepsilon^2 = 1 - \rho^2$
(23)

and μ_i , the i -th order moment of the wave spectrum. It should be noted that all the variables stated above are related to the incipient waves, not the postbreaking ones.

So the attenuation coefficient α_b is derived as

$$\alpha_b = \left[1 - 4(2\pi)^{-1/2} \frac{\rho \omega^2 \mu_0^{1/2}}{g} \exp\left(-\frac{\rho^2 g^2}{8 \mu_0 \omega_z^4}\right) \right]^2 \quad (24)$$

where $\omega_z = (\frac{\mu_2}{\mu_0})^{1/2}$ denotes the mean zero-crossing wave frequency. The ratio of total energy

删除[admin]: and the

loss due to wave-breaking is given by

$$r_b = \frac{\iint_{\bar{k}} E(k_1, k_2) dk_1 dk_2 - \iint_{\bar{k}} E_b(k_1, k_2) dk_1 dk_2}{\iint_{\bar{k}} E(k_1, k_2) dk_1 dk_2} \approx 8(2\pi)^{-1/2} \frac{\rho \bar{\omega}^2 \mu_0^{1/2}}{g} \exp\left(-\frac{\rho^2 g^2}{8 \mu_0 \omega_z^4}\right) \quad (25)$$

where $\bar{\omega}$ denotes the mean wave frequency with $\bar{\omega} = (\frac{\mu_2}{\mu_0})^{1/2} = \omega_z$ here. Babanin (2006) analyzed

删除[admin]: integral

the measurement records by Yefimov and Khristoforov (1971) and concluded that the breaking ratio of dominant waves was 0.01-0.4 %.

In the neighborhood of wave crests $\mu_0 \bar{\omega}^2 \sim \frac{1}{2} c_0^2$, where c_0 is the characteristic wave speed

设置格式[admin]: 字体: 倾斜

$$\text{with } c_0^2 = g^2 \frac{\mu_0^{1/2}}{\mu_4^{1/2}} \rho \text{ (Yuan et al., 2009), so } \frac{\bar{\omega}^2 \mu_0^{1/2}}{g} = \frac{\bar{\omega}^2 \mu_0}{g \mu_0^{1/2}} \sim \frac{c_0^2}{2g\mu_0^{1/2}} = \frac{g\mu_2}{2\mu_0^{1/2}\mu_4} = \rho \frac{g}{2\mu_4^{1/2}} = \rho L.$$

设置格式[admin]: 下标

This yields $r_b \sim \rho^2 L$, which agrees with the relative mechanical energy loss per unit sea

surface area. Yuan et al. (2009) derived some basic statistics of wave breaking for a narrow spectrum, especially the breaking kinetic and potential energy loss which add up to deduce the breaking mechanical energy loss formulated by introducing the ratio of the former to the

latter. Wang et al. (2017, 2018) concluded that the ratio is mainly within the range 3-30,

删除[admin]: of the kinetic energy loss to potential one

which indicates that there is a disproportion feature between the wave kinetic energy loss and potential one due to wave-breaking. Shi et al. (2025) validated the statistical wave-breaking model across multiple sites from the High Wind Speed Gas Exchange Study (HiWinGS), and concluded that the model is highly effective in capturing the dynamics of whitecap coverage

across a range of high sea states. Based on the latest findings, an improved attenuation coefficient by introducing the breaking kinetic energy loss is proposed as follows:

删除[admin]: Hence we propose an improved attenuation coefficient expressed as follows:

$$\alpha'_b = 1 - \rho \frac{\omega^2 \mu_0^{1/2}}{g} \frac{1}{L} \left[L \int_{-\infty}^{-L} \exp\left\{-\frac{1}{2} Z^2\right\} dZ + \exp\left\{-\frac{\rho^2}{8} \frac{g^2}{\mu_0 \omega_z^4}\right\} \right] \quad (26)$$

where the first and second terms in the bracket on the right-hand side are related to the dimensionless breaking kinetic and potential energy loss respectively,

$$L = \frac{g}{2\mu_0^{1/2}} = \frac{\rho}{\pi\lambda} \left(\frac{H_s}{L}\right)^{-1} = \frac{\rho}{2} \frac{g}{\mu_0^{1/2} \omega_z^2}, \text{ mean wavelength } \bar{L} = \lambda \frac{g}{2\pi} T_z^2, \lambda = \frac{2}{3} \text{ or } 0.86 \text{ (Kinsman, 2012;}$$

Yuan et al., 2009; Xu and Yu, 2001). There is a prominent consistency between Eq. (26) and

Eq. (24) under some certain circumstances. Let $\theta \equiv L \int_{-\infty}^{-L} \exp\left\{-\frac{1}{2} Z^2\right\} dZ / \exp\left\{-\frac{\rho^2}{8} \frac{g^2}{\mu_0 \omega_z^4}\right\}$

represents the ratio of the kinetic energy loss to the potential one due to wave-breaking (Yuan et al., 2009; Wang et al., 2017, 2018), Eq. (26) can be rewritten as

$$\alpha'_b = 1 - \rho \frac{\omega^2 \mu_0^{1/2}}{g} \frac{1+\theta}{L} \exp\left\{-\frac{\rho^2}{8} \frac{g^2}{\mu_0 \omega_z^4}\right\} \quad (27)$$

Suppose that $\frac{H_s}{L} = \frac{1}{7}, \rho = 0.6, \theta = 4$, then $\frac{1+\theta}{L} \doteq 3.216 \sim 8(2\pi)^{-1/2} \doteq 3.192$, while the

latter coefficient comes originally from the complicated 0-1st order asymptotic expansions of the covariance of surface elevation, i.e. the foundation of the wave-breaking dissipation

source function of the original MASNUM wave model. Equations (26) and (27) demonstrate

definitely the dominant role of the kinetic energy loss induced by wave-breaking, and the former is applied in the following numerical experiments.

Young and Babanin (2006) obtained the breaking spectrum and nonbreaking spectrum from segments of the comprehensive measurement records in the Australian Shallow Water Experiment (AUSWEX), carried out at Lake George in New South Wales in 1997-2000, and analyzed the spectral difference with the ratio of the two spectra plotted as a function of frequency f in Fig. 5. According to Eq. (26), we also calculate the attenuation coefficient with

$H_s = 0.45$ m, $f_p = 0.39$ Hz but ρ differs from 0.4 to 0.6. Although there is oscillation mainly caused by survey array of high-precision capacitance wave probes, a decreasing tendency of the “observed” ratio is remarkable from low frequencies to the high frequency $f = 5f_p$, which

imparts the fact that the longer wave scales are more affected by the dominant breaking. The calculated attenuation coefficients correspond to this tendency, which yields valuable insights of the physics of dominant breaking. But for the higher frequency $f > 5f_p$, there is not the

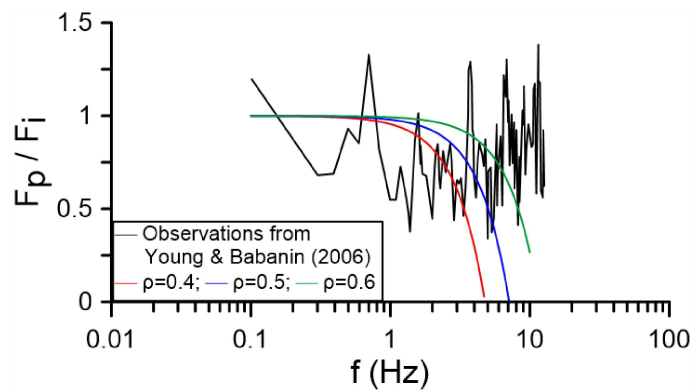
decreasing feature for the “observed” ratio, this can be explained by the statistical

删除[admin]: and the

删除[admin]: much

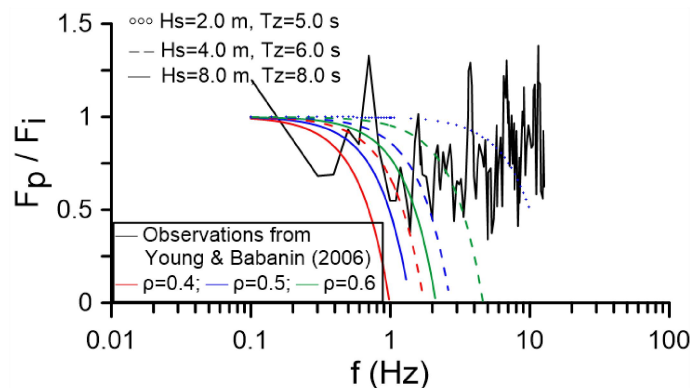
设置格式[admin]: 字体颜色: 背景 2

equilibrium in the equilibrium range proposed by Phillips (1985) or the short scales' prompt
 405 recovery interpreted by Young and Babanin (2006). When Eq. (26) is applied in the 3rd
 generation wave models, e.g. the MASNUM wave model (Yuan et al, 1991; Yang et al.,
 2005), though the attenuation coefficient α'_b approaches to zero for those higher frequencies,
 the equilibrium wave spectra in the equilibrium range are used to complement the
 underestimation induced by wave-breaking.



410

Figure 5. Ratio of the spectra between incipient-breaking and postbreaking waves. Black line: Observations are digitalized from Young and Babanin (2006); Color lines: Calculated α'_b according to Eq. (26) with $\rho=0.4, 0.5, 0.6$ respectively.



415

Figure 6. Same as Fig. 5 but for ordinary and high sea states. Observations digitalized from Young and Babanin (2006) are also displayed for comparison. Circles, dashed and solid lines represent different wave states, while colors represent different ρ selected in Eq. (26).

We further evaluate the attenuation coefficients by using Eq. (26) on ordinary and high
 sea states, which are plotted in Fig. 6. Apart from the significant wave height, the zero-
 420 crossing wave period also plays an important role for the quantity of the attenuation
 coefficient. In addition, it decreases apparently at high sea states, which indicates the wave-
 breaking intensity is more remarkable.

3 Application implementations on simple duration-limited growth and decay experiments

425 There remain two undetermined parameters α_{wt} , ρ in the preceding section, which will be discussed further in Section 4. Both of them are chosen as tunable parameters in the duration-limited growth and decay experiments undertaken below. The numerical experiments were carried out with the MASNUM wave model (Yuan et al, 1991; Yang et al., 2005), and implemented according to the studies of Janssen et al. (1994). We ran the model for seven
430 days, the first two days with a wind speed of 18.45 m s^{-1} , after which the wind dropped to a value of 5 m s^{-1} . The model integration time step was 30 s, so the growth limiter can be switched off and its impacts need not be considered here.

For simplicity, the parameterization of linear growth in spectral density proposed by Komen et al. (1984) and the quasi-linear one by Janssen (1991) for wind input source
435 function S_{in} are used respectively. As stated above, coefficient α_{wt} should be tuned to 0.02 - 0.2. Wang et al. (2017, 2018) validated the sea surface whitecap coverage obtained from the statistical wave-breaking model with the satellite-derived data and proposed that the range of ρ is 0.53 - 0.59, and this referenced span is used in the following experiments.

To evaluate the scaling behavior of the new dissipation formulations due to wave-generated turbulence and wave-breaking proposed in Section 2, as well as their different effects, several numerical experiments are carried out (Table 2). In the original 3rd generation MASNUM wave model described here (Experiment 1), a parameterization proposed by Yuan et al. (1986), Yuan et al. (1993), Donelan and Yuan (1994) is adopted for wave-breaking
440 dissipation source function S_{ds} , in which two critical coefficients d_1 and d_2 were retrieved through fitting algorithm with the dimensional expression proposed by Komen et al. (1984). In Experiment 2, instead of this source function S_{ds} , Eqs. (20) and (26) are used to calculate the postbreaking spectrum, while other unchanged source functions S_{in} , S_{nl} , S_{bo} and S_{cu} are integrated to obtain the incipient-breaking spectrum. Then the dissipation source function induced by wave-generated turbulence S_{tid} is further considered in Experiment 3. In the above
450 Experiments 2 and 3, $\rho = 0.59$ is chosen, while $\rho = 0.53$ in the supplemental Experiment 2S for further comparison.

删除[admin]: Snyder et al. (1981) and

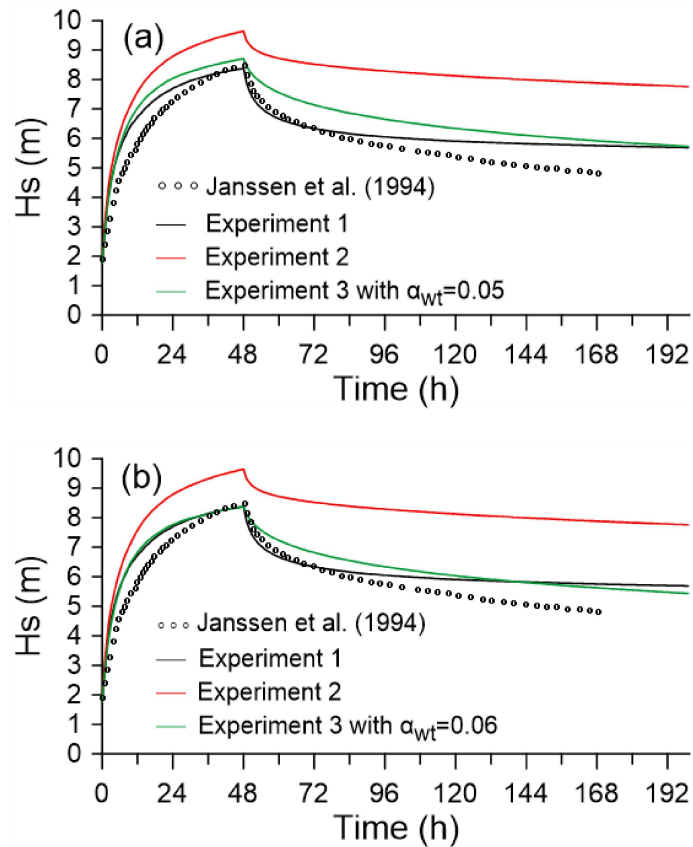
删除[admin]: To validate the model effects proposed in Section 2, several numerical experiments are carried out (Table 2)

删除[杨永增]:

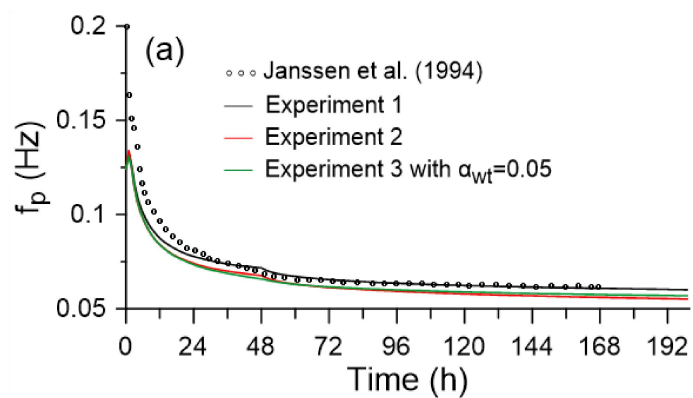
Experiment number	Original S_{ds}	Equations (20) and (26) (Improved postbreaking spectrum $E_b(k_1, k_2)$)	Equation (15) (Dissipation source function S_{tid} induced by wave-generated turbulence)
1	√	×	×

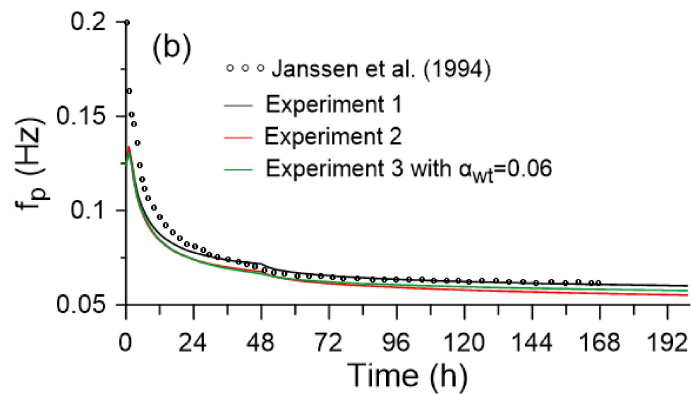
2	×	$\sqrt{(\rho = 0.59)}$	×
2S	×	$\sqrt{(\rho = 0.53)}$	×
3	×	$\sqrt{(\rho = 0.59)}$	$\sqrt{}$

Table 2. Numerical experiments



455 **Figure 7.** Time evolution of wave height over a seven day period. Modeled data (circles) are digitalized from Janssen et al. (1994). After two days the wind drops. Notice the decay in wave height during the last five days when the waves are considered as swell. **(a)** $\alpha_{wt} = 0.05$; **(b)** $\alpha_{wt} = 0.06$.





460

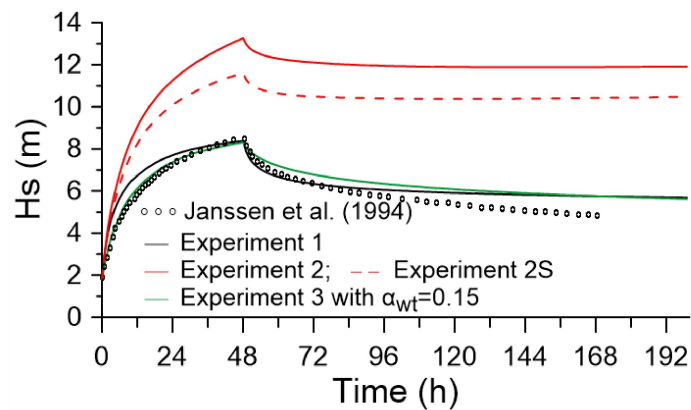
Figure 8. Time evolution of peak frequency over a seven day period. Modeled data (circles) are digitalized from Janssen et al. (1994). After two days the wind drops. Notice the decay in the slight shift in peak frequency during the last five days when the waves are considered as swell. **(a)** $\alpha_{wt} = 0.05$; **(b)** $\alpha_{wt} = 0.06$.

465

Figures 7 and 8 show the time evolutions of wave height and peak frequency, where the wind input source function in MASNUM wave model was adopted from Snyder et al. (1981) and Komen et al. (1984). The wave height grows during the first two days, then decreases significantly after the wind drops two days later. Results of Janssen et al. (1994) with circle symbols are listed for comparison with Experiment 1-3. Results of the original MASNUM wave model (Experiment 1) are consistent with that of Janssen et al. (1994), but the deviation of wave height may be noted 96h later due to different power of normalized wave slope in the wave-breaking dissipation source function (Yuan et al., 1991; Donelan and Yuan, 1994). The difference of wave height between Experiment 2 and others, both the maximum quantity and swell decay, can be distinguished apparently. Especially the wave height in Experiment 2 hardly changes during the swell decay process, because the mean swell steepness becomes small gradually and $\alpha'_b \sim 1.0$ in Eqs. (20) and (26). This indicates that the wave energy loss induced by wave-breaking is inadequate, and the role of prior proposed parameterizations for wave-breaking dissipation may be overestimated in the previous studies. Besides the effect of postbreaking wave spectrum, the dissipation source function induced by wave-generated turbulence S_{tid} is incorporated in Experiment 3. The corresponding modeled wave height and peak frequency are also listed in Figs. 7 and 8, in which different $\alpha_{wt} = 0.05$ or 0.06 is selected to highlight its effect. Discrepancies for the maximum of wave height and swell decay are reduced much than that of Experiment 2, and its variation has an analogous trend with that of Janssen et al. (1994).

475

480



485

Figure 9. Same as Fig. 7 but the wind input source function in MASNUM wave model was adopted from Janssen (1991) and $\alpha_{wt} = 0.15$.

Figure 9 shows the time evolution of wave height, where the wind input source function in MASNUM wave model was adopted from Janssen (1991). Similar interpretation stated above can be obtained, besides that the effect of postbreaking wave spectrum is still inadequate even for that in the supplemental Experiment 2S where $\rho = 0.53$.

490

4 Discussions

The analytical approaches and the corresponding comparisons to laboratory or in-lake site measurements improve further understandings of wave energy dissipation due to wave-breaking and wave-generated turbulence. This study still exhibits some deficiencies and needs to be addressed on comparative assessments and metrics to previous formulations, as well as evaluations of scaling behavior of the new model, etc. Model validation is tentative and requires future enhanced observations correspondingly. Moreover, there remain problems to be addressed that ρ , α_{wt} are chosen as constants in this study. Parameter ρ is associated

495

500

505

with the spectrum width ε . And according to the statistical theory of breaking waves (Cartwright and Longuet-Higgins, 1956; Longuet-Higgins, 1957; Yuan et al., 1986, 2009), both parameters ρ , ε should be referred to those of incipient-breaking spectrum, which is obtained as an intermediate variable in our model where all source functions are integrated except for the energy loss induced by wave-breaking. In fact, the observed or model outputted wave spectrum would respond to the postbreaking wave spectrum (Donelan and Yuan, 1994). So the prior-to-breaking parameter ρ or ε is currently still poorly understood. Moreover, Lamarre and Melville (1991), Melville et al. (1992) showed that 30% - 50% of energy lost by breaking waves is expended on entraining bubbles into the water against buoyancy forces, and the residue contributes to the turbulence generation. The interaction

删除[admin]: The analytical model and the corresponding numerical results stated above obtain satisfactory agreements with observations, improve further understandings of wave energy dissipation due to wave-breaking and wave-generated turbulence,

设置格式[admin]: 字体: 小四, 字体颜色: 背景 2

删除[admin]: but

510 mechanism of the breaking-induced turbulence with the progressive waves is also unknown. It should also be mentioned that the whitecap model originally proposed by Hasselmann (1974) is an after-breaking class model, and its inherent assumptions need experimental verification (Young and Babanin, 2006). The whitecaps are situated on the forward faces of the waves, exert a downward pressure on the upward moving water, but the direct and precise
 515 estimates of their negative work on the waves need further studies. Given the intricate interactions state above, in our model proposed here, the choice of ρ as a tuned parameter is tentative for numerical implementation.

The constant α_{wt} is chosen in such a way as a tuned coefficient that it implies the quasi-equilibrium level of wave-generated turbulence, and physically it depends on the normalized
 520 shear instability strength of wave motion and further relates to the normalized 3rd-order moment of wave spectrum (see also Eqs. 7-8). Therefore it is certainly not constant at any instant t in real-world scenarios and its reasonable parameterization should be further studied in the future. This idea is quite similar to the wave-amplitude-based Reynolds number proposed by Babanin (2006), its critical wave Reynolds number for wave-induced turbulence
 525 can reach down to a lower margin, $Re_{wave} \sim 1000$, from a series of laboratory experiments (Babanin and Haus, 2009; Dai, et al., 2010). But the appropriate dissipation rate for model implements cannot be inferred from the wave Reynolds number alone and was approached by experimental means (Babanin, 2011; Zieger et al., 2015; Liu, et al., 2019). The gradient Richardson number R_g may be a more appropriate dependency factor for the coefficient α_{wt} ,
 530 which needs further perspectives. If the gradient Richardson number R_g is smaller than a critical value R_g^c , instability of the flow occurs, i.e.,

$$R_g = \frac{\hat{N}_3^2}{\left| \frac{\partial u_{SM\alpha}}{\partial x_3} \right|^2} < R_g^c, \quad \alpha = 1, 2$$

where $\hat{N}_3^2 = -g \frac{\partial}{\partial x_3} \left(\frac{\hat{\rho}}{\rho_0} \right)$, the Brunt-Väisälä frequency. Below we let $\hat{N}_3 = \text{const} \approx 0.01 \text{ rad s}^{-1}$

in the upper layers and the critical value $R_g^c \approx 1/2$ (Baumert and Peters, 2000; Baumert et al.,
 535 2005). For a monochromatic non-breaking wave $\zeta = \eta \cos(k_\alpha x_\alpha - \omega t)$, which is deemed as a base motion in the framework of the ocean dynamic system, the instability criterion is simplified as

删除[admin]: and the perturbation must be amplified

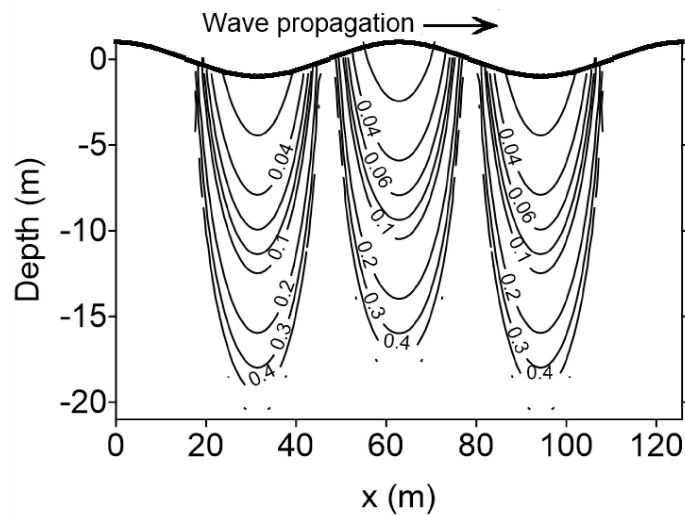
$$\hat{N}_3^2 < R_g^c \omega^2 (AK)^2 \exp(2Kx_3) \cos^2(k_\alpha x_\alpha - \omega t)$$

We roughly estimate the critical instability depth induced by the monochromatic waves (Table 3), Fig. 10 shows the dependence of the gradient Richardson number versus layer depth for Case 1 in Table 3. Below the wave crests and troughs, there exist bowl-shaped instability regions, which agree to the experimentally observed instantaneous turbulence incurred intermittently at the rear face of the progressive wave profile, but the breaking-in-progress turbulence develops at the front face (Babanin and Haus, 2009; Babanin, 2011). The coefficient α_{wt} is qualitatively related to the two-dimensional instability area proportion as shown in Fig. 10 or the instability volume proportion beneath the wave surface in real scenarios, which requires further research.

设置格式[admin]: 字体: (中文) 宋体, (中文) 中文(简体)

No.	Circular frequency ω (rad s ⁻¹)	Wave steepness AK	Wavenumber K (rad m ⁻¹)	Critical instability depth x_3^c (m)
1	1.0	0.1	0.1	19.6
2	1.0	0.3	0.1	30.5
3	0.63	0.1	0.04	37.2
4	0.63	0.05	0.04	19.9

Table 3. Critical instability depth induced by the monochromatic waves



550

Figure 10. Dependence of the gradient Richardson number versus layer depth for

Case 1 in Table 3.

5 Conclusions

555 The ocean wave energy dissipation is the least understood of the major source terms, previous approaches to estimate the dissipation source function depended on an incomplete description of the physics of the processes including wave-breaking and wave-turbulence interaction. The latest observational efforts offer a possible approach to explore the underlying comprehensive mechanisms.

560 In the present paper, we attempted to explore the dissipation effects of wave-generated turbulence reacting on ocean waves, and to estimate the energy loss due to wave-breaking via an improved postbreaking spectrum expression based on the breaking wave statistical method. Two new source functions for the above two dissipation processes are proposed and compared respectively to the laboratory or in-lake observations tentatively in section 2, and their different dissipation effects are experimentally analyzed in section 3.

570 The main conclusion of the study is that we propose an analytical dissipation source function induced by wave-generated turbulence S_{tid} formulated by Eq. (15), together with an improved postbreaking spectrum expression $E_b(k_1, k_2)$ by Eqs. (20) and (26). The former dissipation term represents the feedback of imparting of wave shear instability generations on turbulence, and the latter expression depicts the intermittent wave-breaking events. Sum of both contributions play critical role of wave energy dissipation.

575 Exploratory comparative analysis of the paper reveals that the wave energy loss only induced by wave-breaking appears to be inadequate, which indicates that it may be somewhat overestimated in the previous studies. For the after-breaking approach stated in the whitecap model, the remote-sensing techniques provide a potential way for estimating precisely its downward pressure on the upward moving water even negative work on the waves through satellite retrieved wave-breaking parameters such as whitecap coverage, foam-layer thickness, etc, which needs further elaborations.

580 Here in this paper we roughly estimate the effects of the above two dissipation mechanisms in simple duration-limited growth and decay experiments. Calibration and

删除[admin]: The ocean wave energy dissipation is the least understood of the major source terms, especially for the energy loss due to wave-breaking and wave-turbulence interaction. Previous attempts, either through experimental or through analytical (or both) approaches as described in section 1, were too “excessively” parameterized and resulted in their physical models being much vulnerable.

删除[admin]: In the present paper, we attempted to explore the dissipation effects of wave-generated turbulence reacting on ocean waves, and to estimate the energy loss more precisely due to wave-breaking via an improved postbreaking spectrum expression based on the breaking wave statistical method. Theoretical investigations and numerical experiment discussions in sections 2 and 3 argue that these analytical approaches should be able to provide more reliable estimates of the above two dissipation processes.

删除[admin]: The main conclusion of the study is that we propose an analytical dissipation source function induced by wave-generated turbulence S_{tid} formulated by Eq. (15), together with an improved postbreaking spectrum expression $E_b(k_1, k_2)$ by Eqs. (20) and (26). The former dissipation term represents definitely the feedback of imparting of wave shear instability generations on turbulence, and the latter expression depicts the intermittent wave-breaking events more explicitly. Sum of both contributions therefore play critical role of wave energy dissipation.

删除[admin]: Another important conclusion of the paper is that the wave energy loss only induced by wave-breaking is much inadequate, which indicates that it may be somewhat overestimated in the previous studies.

verification against a series of academic and realistic simulations, including the
fetch/duration-limited cases, turning wind (e.g. cold waves or monsoon) / rotatory wind (e.g.
extratropical or tropical cyclone) conditions, numerical hindcast and operational forecast in
regional and global oceans, will be pursued in our future project, together with considering
585 other concerned dissipation mechanisms.

Code and data availability. Code and *data* are available from the authors upon reasonable
request.

590 *Author contributions.* **Conceptualization**, YongzengYang, Xunqiang Yin.; **Methodology**,
Yongzeng Yang, Fuwei Wang, Xingjie Jiang; **Software**, Fuwei Wang, Xunqiang Yin,
Yongzeng Yang; **Validation**, Yongzeng Yang, Fuwei Wang, Xingjie Jiang; **Formal analysis**,
Fuwei Wang, Yongzeng Yang, Meng Sun; **Investigation**, Meng Sun, Yongzeng Yang;
595 **Resources**, Meng Sun, Yongfang Shi; **Data curation**, Yongfang Shi, Meng Sun; **Writing—
original draft preparation**, Yongzeng Yang, Meng Sun; **Writing—review and editing**,
Fuwei Wang, Yong Teng, Xunqiang Yin, Yongfang Shi; **Visualization**, Meng Sun,
Yongfang Shi; **Supervision**, Xingjie Jiang, Xunqiang Yin; **Project administration**,
Yongfang Shi.; **Funding acquisition**, Meng Sun, Yongzeng Yang.

600 *Competing interests.* The authors declare that they have no conflict of interest.

Acknowledgments. We especially thank distinguished supervisors for their opinion and
expertise given in the seminar series of the Ocean Dynamic System Team in the MASNUM
Lab.(Yuan et al., 2012, 2013). We also appreciate the comprehensive WW3DG user manual
605 and useful WAVEWATCH III software packages (WW3DG, 2019) for reference to improve
our operational FORTRAN source codes.

Financial support. This research was jointly supported by the National Key Research
Program of China, under grant nos. 2023YFC3008200 and 2022YFC3104800; The National
610 Program on Global Change and Air-Sea Interaction (Phase II), under grant no. GASI-04-
WLHY-02 and Laoshan Laboratory Fund, under grant no. LSKJ202203003.

Appendix A

设置格式[admin]: 字体: 四号, 加粗

Brief derivation of Eq. (1)

615 In the comprehensive framework of the ocean dynamic system comprised of wave-like
motions, eddy-like motions and circulation, which are controlled by dynamic gravity balance,
static gravity balance and geotropic balance respectively, ocean turbulence, highly random
perturbations due to strong nonlinear advections in the foregoing three sub-systems, interacts
with larger scale motions including the advection transport and shear instability generation of
620 large-scale dynamic processes as well as the mixing effect in the form of its transport flux
residual on the latter (Yuan et al., 2012; Yuan, 2024). More comprehensive governing
equations for wave motion were derived and formulated in tensor expression as follows
(Yuan et al., 2012; Yuan, 2024):

$$\frac{\partial u_{SMj}}{\partial x_j} = 0, \quad (A1)$$

$$\begin{aligned} & \frac{\partial u_{SMi}}{\partial t} + \hat{U}_j \frac{\partial u_{SMi}}{\partial x_j} + u_{SMj} \frac{\partial \hat{U}_i}{\partial x_j} + \frac{\partial}{\partial x_j} (u_{SMj} u_{SMi} - \langle u_{SMj} u_{SMi} \rangle_{SM}) - 2\varepsilon_{ijk} u_{SMj} \Omega_k \\ 625 & = -\frac{1}{\rho_0} \frac{\partial p_{SM}}{\partial x_i} - g \frac{\rho_{SM}}{\rho_0} \delta_{3i} + \frac{\partial}{\partial x_j} \left(\nu_0 \frac{\partial u_{SMi}}{\partial x_j} \right) + \frac{\partial}{\partial x_j} \left[-\left(\langle u_{SSj} u_{SSi} \rangle_{SS} - \langle \langle u_{SSj} u_{SSi} \rangle_{SS} \rangle_{SM} \right) \right], \end{aligned} \quad (A2)$$

$$\begin{aligned} & \frac{\partial \rho_{SM}}{\partial t} + \hat{U}_j \frac{\partial \rho_{SM}}{\partial x_j} + u_{SMj} \frac{\partial \hat{\rho}}{\partial x_j} + \frac{\partial}{\partial x_j} (u_{SMj} \rho_{SM} - \langle u_{SMj} \rho_{SM} \rangle_{SM}) \\ & = \frac{\partial}{\partial x_j} \left(K_0 \frac{\partial \rho_{SM}}{\partial x_j} \right) + \frac{\partial}{\partial x_j} \left[-\left(\langle u_{SSj} \rho_{SS} \rangle_{SS} - \langle \langle u_{SSj} \rho_{SS} \rangle_{SS} \rangle_{SM} \right) \right] + Q_{\rho SM} \end{aligned} \quad (A3)$$

630 where $u_{SMi}, i=1,2,3; \rho_{SM}$ denote the ocean wave components, $\hat{U}_i, i=1,2,3; \hat{T}, \hat{s}, \hat{p}, \hat{\rho}$ denote the
background current components, ρ_0 is the basin mean water density; ν_0, K_0, D_0 denote the
molecular viscosity, thermal and diffusion coefficients; $Q_{\rho SM}$ denotes the thermal source due
to temperature and salinity perturbations; $\langle \cdot \rangle_{SS}, \langle \langle \cdot \rangle_{SM}$ denote the Reynolds averages on
the turbulence and wave motions respectively. Hereafter, other symbols have their usual
meaning.

635 Multiplying Eq. (A2) by $\rho_0 u_{SMi}$ and Eq. (A3) by ρ_{SM} , after some manipulation, yields
the unit volume mechanical kinetic energy and potential energy respectively. Sum of both
energy terms and Reynolds averaged on the wave motion reduce to

设置格式[admin]: 缩进: 左侧: 0 毫米, 左 0 字符, 首行缩进: 1 字符, 行距: 1.5 倍行距

设置格式[admin]: 字体: 小四

设置格式[admin]: 缩进: 左侧: 0 毫米, 左 0 字符, 首行缩进: 0 毫米, 行距: 1.5 倍行距, 制表位: 39.26 字符, 左对齐 + 不在 33.56 字符

设置格式[admin]: 缩进: 左侧: 0 毫米, 左 0 字符, 首行缩进: 0 毫米, 行距: 1.5 倍行距

$$\begin{aligned}
& \frac{\partial}{\partial t} \left\langle \frac{\rho_0 u_{SMi}^2}{2} + \frac{g^2 \rho_{SM}^2}{2\rho_0 \hat{N}_3^2} \right\rangle_{SM} + \left\langle (\hat{U}_j + u_{SMj}) \frac{\partial}{\partial x_j} \left(\frac{\rho_0 u_{SMi}^2}{2} + \frac{g^2 \rho_{SM}^2}{2\rho_0 \hat{N}_3^2} \right) \right\rangle_{SM} + \frac{\partial}{\partial x_i} \langle p_{SM} u_{SMi} \rangle_{SM} \\
& = -\rho_0 \langle u_{SMi} u_{SMj} \rangle_{SM} \frac{\partial \hat{U}_i}{\partial x_j} + g \langle \rho_{SM} u_{SM\beta} \rangle_{SM} \frac{\hat{N}_\beta^2}{\hat{N}_3^2} + \frac{g^2}{\rho_0 \hat{N}_3^2} \langle \rho_{SM} Q_{\rho SM} \rangle_{SM} \\
& + \left[\left\langle \rho_0 u_{SMi} \frac{\partial}{\partial x_j} \left(v_0 \frac{\partial u_{SMi}}{\partial x_j} \right) \right\rangle_{SM} + \left\langle \frac{g^2 \rho_{SM}}{\rho_0 \hat{N}_3^2} \frac{\partial}{\partial x_j} \left(K_0 \frac{\partial \rho_{SM}}{\partial x_j} \right) \right\rangle_{SM} \right] \\
& + \left[\left\langle \rho_0 u_{SMi} \frac{\partial}{\partial x_j} (-\langle u_{SSj} u_{SSi} \rangle_{SS}) \right\rangle_{SM} + \left\langle \frac{g^2 \rho_{SM}}{\rho_0 \hat{N}_3^2} \frac{\partial}{\partial x_j} (-\langle u_{SSj} \rho_{SS} \rangle_{SS}) \right\rangle_{SM} \right]
\end{aligned} \tag{A4}$$

设置格式[admin]: 缩进: 左侧: 0 毫米, 左 0 字符, 首行缩进: 0 毫米, 行距: 1.5 倍行距, 制表位: 39.26 字符, 左对齐 + 不在 33.56 字符

Based on closure assumptions of the second-order turbulence moments equations with high certainty (Baumert et al., 2005; Yuan et al., 2013), Eq. (A4) can be written as

设置格式[admin]: 缩进: 左侧: 0 毫米, 左 0 字符, 行距: 1.5 倍行距

$$\begin{aligned}
& \frac{\partial}{\partial t} \left\langle \frac{\rho_0 u_{SMi}^2}{2} + \frac{g^2 \rho_{SM}^2}{2\rho_0 \hat{N}_3^2} \right\rangle_{SM} + \left\langle (\hat{U}_j + u_{SMj}) \frac{\partial}{\partial x_j} \left(\frac{\rho_0 u_{SMi}^2}{2} + \frac{g^2 \rho_{SM}^2}{2\rho_0 \hat{N}_3^2} \right) \right\rangle_{SM} + \frac{\partial}{\partial x_i} \langle p_{SM} u_{SMi} \rangle_{SM} \\
& = \left(-\rho_0 \langle u_{SMi} u_{SMj} \rangle_{SM} \frac{\partial \hat{U}_i}{\partial x_j} + g \langle \rho_{SM} u_{SM\alpha} \rangle_{SM} \frac{\hat{N}_\alpha^2}{\hat{N}_3^2} + \frac{g^2}{\rho_0 \hat{N}_3^2} \langle \rho_{SM} Q_{\rho SM} \rangle_{SM} \right) \\
& + \left[\frac{\partial}{\partial x_j} \left\langle \left(v_0 + \frac{k^2}{\pi^2 \varepsilon} \right) \frac{\partial}{\partial x_j} \left(\frac{\rho_0 u_{SMi}^2}{2} \right) \right\rangle_{SM} + \frac{\partial}{\partial x_j} \left\langle \left(K_0 + \frac{1}{\sigma_0} \frac{k^2}{\pi^2 \varepsilon} \right) \frac{\partial}{\partial x_j} \left(\frac{g^2 \rho_{SM}^2}{2\rho_0 \hat{N}_3^2} \right) \right\rangle_{SM} \right] \\
& + \left[-\left\langle \rho_0 \left(v_0 + \frac{k^2}{\pi^2 \varepsilon} \right) \left(\frac{\partial u_{SMi}}{\partial x_j} \right)^2 \right\rangle_{SM} - \left\langle \frac{g^2}{\rho_0 \hat{N}_3^2} \left(K_0 + \frac{1}{\sigma_0} \frac{k^2}{\pi^2 \varepsilon} \right) \left(\frac{\partial \rho_{SM}}{\partial x_j} \right)^2 \right\rangle_{SM} \right]
\end{aligned} \tag{A5}$$

设置格式[admin]: 缩进: 左侧: 0 毫米, 左 0 字符, 首行缩进: 0 毫米

640 where $\hat{N}_i^2 = -g \frac{\partial}{\partial x_i} \left(\frac{\hat{\rho}}{\rho_0} \right)$, $i = 1, 2, 3$ denote the Brunt-Väisälä frequency components; $\sigma_0 = \frac{1}{2}$ the

设置格式[admin]: HTML 预设格式, 行距: 1.5 倍行距, 制表位: 4.36 字符, 左对齐 + 8.72 字符, 左对齐 + 13.09 字符, 左对齐 + 17.45 字符, 左对齐 + 21.81 字符, 左对齐 + 26.17 字符, 左对齐 + 30.53 字符, 左对齐 + 34.9 字符, 左对齐 + 39.26 字符, 左对齐 + 43.62 字符, 左对齐 + 47.98 字符, 左对齐 + 52.34 字符, 左对齐 + 56.7 字符, 左对齐 + 61.07 字符, 左对齐 + 65.43 字符, 左对齐 + 69.79 字符, 左对齐, 孤行控制

645 Prandtl number; k , ε the kinetic energy and the dissipation rate of ocean turbulence, which is generated by shear instability of background current, Stokes drift and wave orbital motions in the upper layers. Here in this study, only the wave-generated turbulence is considered. Its analytical mixing coefficients were proposed through equilibrium solutions of the second-order turbulence closure model between the wave motion shear instability generations and the TKE dissipations (Yuan et al., 2013).

设置格式[admin]: 字体: (中文) 宋体, 加粗, 字体颜色: 背景 2, 字距调整: 1 磅

REFERENCES

设置格式[admin]: 字体: (中文) 宋体, 加粗, (中文) 中文(简体)

650 Alves, J. H. G., and Banner, M. L.: Performance of a saturation-based dissipation-rate source term in modeling the fetch-limited evolution of wind waves, *J. Phys. Oceanogr.*, 33, 1274-1298, [https://doi.org/10.1175/1520-0485\(2003\)033<1274:POASDS>2.0.CO;2](https://doi.org/10.1175/1520-0485(2003)033<1274:POASDS>2.0.CO;2), 2003.

Ardhuin, F., and Jenkins, A. D.: On the interaction of surface waves and upper ocean turbulence, *J. Phys. Oceanogr.*, 36, 551-557, <https://doi.org/10.1175/JPO2862.1>, 2006.

- 655 Arduin, F., Chapron, B., and Collard, F.: Observation of swell dissipation across oceans, *Geophys. Res. Lett.*, 36, L06607, <https://doi.org/10.1029/2008GL037030> , 2009.
- Arduin, F., Marié, L., Rascle, N., Forget, P., and Roland, A.: Observation and estimation of Lagrangian, Stokes, and Eulerian currents induced by wind and waves at the sea surface, *J. Phys. Oceanogr.*, 39, 2820-2838, <https://doi.org/10.1175/2009JPO4169.1>, 2009.
- 660 Arduin, F., Rogers, W. E., Babanin, A. V., Filipot, J., Magne, R., Roland, A., van der Westhuysen, A., Queffelec, P., Lefevre, J., Aouf, L., and Collard, F.: Semiempirical dissipation source functions for ocean waves. Part I: Definition, calibration, and validation, *J. Phys. Oceanogr.*, 40, 1917-1941, <https://doi.org/10.1175/2010JPO4324.1>, 2010.
- 665 Babanin A. V.: On a wave-induced turbulence and a wave-mixed upper ocean layer, *Geophys. Res. Lett.*, 33, L20605, <https://doi.org/10.1029/2006GL027308>, 2006.
- Babanin, A. V., Banner, M. L, Young, I. R., and Donelan, M. A.: Wave-follower field measurements of the wind-input spectral function. Part III: Parameterization of the wind-input enhancement due to wave breaking, *J. Phys. Oceanogr.*, 37, 2764-2775, <https://doi.org/10.1175/2007JPO3757.1>, 2007.
- 670 Babanin, A. V.: Breaking of ocean surface waves, *Acta Phys. Slovaca*, 59(4), 305-535, 2009.
- Babanin, A.V., and Haus, B. K.: On the Existence of Water Turbulence Induced by Nonbreaking Surface Waves, *J. Phys. Oceanogr.*, 39, 2675-2679, <https://doi.org/10.1175/2009JPO4202.1> , 2009.
- 675 Babanin, A.V., Tsagareli, K. N., Young, I. R., and Walker, D. J.: Numerical investigation of spectral evolution of wind waves. Part II: Dissipation term and evolution tests, *J. Phys. Oceanogr.*, 40, 667-683, <https://doi.org/10.1175/2009JPO4370.1>, 2010.
- Babanin, A.V.(Eds.): *Breaking and Dissipation of Ocean Surface Waves*, Cambridge University Press, Cambridge, UK, 480pp., ISBN 978-1-107-00158-9, <https://doi.org/10.1017/CBO9780511736162>, 2011.
- 680 Babanin, A.V.: Swell attenuation due to wave-induced turbulence, in: *Volume 2: Structures, safety and reliability. Proceedings of the 31st International Conference on Ocean, Offshore and Arctic Engineering*, American Society of Mechanical Engineers, Rio de Janeiro, Brazil, 439-443, <https://doi.org/10.1115/OMAE2012-83706>, 2012.
- 685 Babanin A. V., and Chalikov, D.: Numerical investigation of turbulence generation in non-

- breaking potential waves, *J. Geophys. Res.*, 117, C00J17,
<https://doi.org/10.1029/2012JC007929>, 2012.
- Baumert, H., and Peters, H.: Second-moment closures and length scales for weakly stratified turbulent shear flows, *J. Geophys. Res.*, 105 (C3), 6453-6468, 2000.
- 690 Baumert, H. Z., Simpson, J. H., and Sündermann, J. (Eds.): *Marine turbulence: theories, observations, and models*, Cambridge University Press, Cambridge, UK, 630pp., ISBN 978-0-521-15372-0, 2005.
- Bidlot, J.-R.: Present status of wave forecasting at E.C.M.W.F., in: *Proceedings of ECMWF workshop on ocean wave forecasting*, June, 2012.
- 695 Bidlot, J. R., Abdalla, S., and Janssen, P. A. E. M.: A revised formulation for ocean wave dissipation in CY25R1, Tech. Rep. Memorandum R60.9/JB/0516, Research Department, ECMWF, Reading, U. K., 2005.
- Cartwright, D. E., and Longuet-Higgins, M. S.: The statistical distribution of the maxima of a random function, *Proc. Roy. Soc. London*, 237, 212–232, 1956.
- 700 Chalikov, D.: The parameterization of the wave boundary layer, *J. Phys. Oceanogr.*, 25, 1,333-1,349 , 1995.
- Chalikov, D., and Babanin, A. V: Parameterization of wave boundary layer, *Atmosphere*, 2019, 10, 686, <https://doi.org/10.3390/atmos10110686>, 2019.
- Chalikov, D. V., and Belevich, M. Y.: One-dimensional theory of the wave boundary layer, 705 *Bound.-Layer Meteor.*, 63, 65–96, 1993.
- Collard, F., Ardhuin, F., and Chapron, B.: Monitoring and analysis of ocean swell fields from space: New methods for routine observations, *J. Geophys. Res.*, 114, C07023.
<https://doi.org/10.1029/2008JC005215>, 2009.
- Dai, D., Qiao, F., Sulisz, W., and Han, L.: An experiment on the non-breaking surface-wave- 710 induced vertical mixing, *J. Phys. Oceanogr.*, 40, 2180–2188,
<https://doi.org/10.1175/2010JPO4378.1>, 2010.
- Donelan, M. A., and Yuan, Y.: Wave dissipation by surface processes, in: *Dynamics and Modelling of Ocean Waves*, edited by: Komen, G. J., Cavaleri, L., Donelan, M., Hasselmann, K., Hasselmann, S., and Janssen, P. A. E. M., Cambridge University 715 Press, Cambridge, UK, 143-155, ISBN 0-521-47047-1, 1994.

- Filipot, J. -F., and Ardhuin, F.: A unified spectral parameterization for wave breaking: from the deep ocean to the surf zone, *J. Geophys. Res.*, 117, C00J08, <https://doi.org/10.1029/2011JC007784>, 2012.
- 720 Grachev, A. A., and Fairall, C. W.: Upward momentum transfer in the marine boundary layer, *J. Phys. Oceanogr.*, 31, 1698 -1711, 2001.
- Hasselmann, K.: On the spectral dissipation of ocean waves due to whitecapping, *Bound.-Layer Meteor.*, 6, 107-127, 1974.
- Hua F., and Yuan, Y.: Theoretical study of breaking wave spectrum and its application, *Sci. China Ser. B*, 9, 958-965, 1992.
- 725 Huang, C., and Qiao, F.: Wave-turbulence interaction and its induced mixing in the upper ocean, *J. Geophys. Res.*, 115, C04026, <https://doi.org/10.1029/2009JC005853>, 2010.
- Huang, C., Qiao, F., Song, Z., and Ezer, T.: Improving simulations of the upper ocean by inclusion of surface waves in the Mellor-Yamada turbulence scheme, *J. Geophys. Res.*, 116, C01007, <https://doi.org/10.1029/2010JC006320>, 2011.
- 730 Janssen, P. E. A. M.: Quasi-linear theory of wind-wave generation applied to wave forecasting, *J. Phys. Oceanogr.* 21, 1631-1642, 1991.
- Janssen, P. E. A. M. (Eds.): The interaction of ocean waves and wind, Cambridge University Press, Cambridge, UK, 300pp., ISBN 978-0-521-12104-0, 2004.
- Janssen, P. A. E. M., Giinther, H., Hasselmann, S., Hasselmann, K., Komen, G. J., and
735 Zambresky, L.: Simple tests, in: *Dynamics and Modelling of Ocean Waves*, edited by: Komen, G. J., Cavaleri, L., Donelan, M., Hasselmann, K., Hasselmann, S., and Janssen, P. A. E. M., Cambridge University Press, Cambridge, UK, 244-257, ISBN 0-521-47047-1, 1994.
- Kinsman, B. (Eds.): *Wind Waves: Their Generation and Propagation on the Ocean Surface*,
740 Dover Publications, Inc., New York, USA, 676 pp., ISBN 978-0-486-64652-7, 2012.
- Komen, G. J., Hasselmann, S., and Hasselmann, K.: On the existence of a fully developed windsea spectrum, *J. Phys. Oceanogr.*, 14, 1271-1285, 1984.
- Komen, G. I., Cavaleri, L., Donelan, M., Hasselmann, K., Hasselmann, S., and Janssen, P.A.E.M. (Eds.): *Dynamics and Modelling of Ocean Waves*. Cambridge University Press,
745 Cambridge, UK, 532pp., ISBN 0-521-47047-1, 1994.

- Lamarre, E., and Melville, W. K.: Air entrainment and dissipation in breaking waves, *Nature*, 351, 469-472, 1991.
- Liu, Q., Rogers, W. E., Babanin, A. V., Young, I. R., Romero, L., Zieger, S., Qiao, F., and Guan, C.: Observation-based source terms in the third-generation wave model WAVEWATCH III: Updates and verification, *J. Phys. Oceanogr.*, 49, 489-517, <https://doi.org/10.1175/JPO-D-18-0137.1>, 2019.
- 750
- Longuet-Higgins, M. S.: The statistical analysis of a random, moving surface, *Philos. Trans. Roy. Soc. London*, 249A, 321-387, 1957.
- Longuet-Higgins, M. S.: On wave breaking and equilibrium spectrum of wind, *Proc. Roy. Soc. London*, 310A, 151-159, 1969.
- 755
- McWilliams, J. C., Sullivan, P. P., and Moeng, C.-H.: Langmuir turbulence in the ocean. *J. Fluid Mech.*, 334, 1-30, 1997.
- Mellor, G.L., and Yamada, T.: Development of a turbulence closure model for geophysical fluid problems, *Rev. Geophys. Space Phys.*, 20, 851-875, 1982.
- 760
- Melville, W. K., Loewen, M. R., and Lamarre, E.: Sound production and air entrainment by breaking waves: A review of recent laboratory experiments, in: *Breaking Waves: IUTAM Symposium*, Sydney, Australia, 1991, edited by: Banner, M. L. and Grimshaw, R. H. J., Springer-Verlag, Berlin, Heidelberg, 139-146, ISBN 978-3-540-55944-3, 1992.
- Phillips, O. M.: Spectral and statistical properties of the equilibrium range in wind-generated gravity waves, *J. Fluid Mech.*, 156, 505-531, 1985.
- 765
- Polnikov, V. G.: On a description of a wind-wave energy dissipation function, in: *The Air-Sea Interface: Radio and Acoustic Sensing, Turbulence and Wave Dynamics*, edited by: Donelan, M. A., Hui, W. H., and Plant, W. J., RSMAS/University of Miami, 277-282, ISBN 0-930050-00-2, 1994.
- 770
- Polnikov, V. G.: Wind-wave model with an optimized source function (English transl.), *Izv., Atmos. Ocean. Phys.*, 41(5), 594-610, 2005.
- Polnikov, V. G.: An extended verification technique for solving problems of numerical modeling of wind waves (English transl.), *Izv., Atmos. Ocean. Phys.*, 46(4), 511-523, 2010.
- 775
- Polnikov, V.G.: Spectral description of the dissipation mechanism for wind waves. *Eddy*

- viscosity model, *Mar. Sci.*, 2(3), 13-26. <https://doi.org/10.5923/j.ms.20120203.01.>, 2012
- Polnikov, V. G., and Tkalich, P.: Influence of the wind waves dissipation processes on dynamics in the water upper layer, *Ocean Modell.*, 11, 193-213, <https://doi.org/10.1016/j.ocemod.2004.12.006>, 2006.
- 780 Qiao, F., Yuan, Y., Ezer, T., Xia, C., Yang, Y., Lv, X., and Song, Z.: A three-dimensional surface wave–ocean circulation coupled model and its initial testing, *Ocean Dyn.*, 60(5), 1339-1355, <https://doi.org/10.1007/s10236-010-0326-y>, 2010.
- Qiao, F., Yuan, Y., Yang, Y., Zheng, Q., Xia, C., and Ma, J.: Wave-induced mixing in the upper ocean: Distribution and application to a global ocean circulation model, *Geophys. Res. Lett.*, 31, L11303, <https://doi.org/10.1029/2004GL019824>, 2004.
- 785 Rogers, W. E., Babanin, A. V., and Wang, D. W.: Observation consistent input and whitecapping dissipation in a model for wind-generated surface waves: Description and simple calculations, *J. Atmos. Ocean. Technol.*, 29, 1329-1346, <https://doi.org/10.1175/JTECH-D-11-00092.1>, 2012.
- 790 Shi, Y., Wu, K., and Yang, Y.: Preliminary results of assessing the mixing of wave transport flux residual in the upper ocean with ROMS, *J. Ocean Univ. China*, 15(2), 193-200, <https://doi.org/10.1007/s11802-016-2706-5>, 2016.
- Shi, Y., Yang, Y., Qi, J., and Wang, H.: Adaptability assessment of the whitecap statistical physics model with cruise observations under high sea states, *Front. Mar. Sci.* 12:1486860, <https://doi.org/10.3389/fmars.2025.1486860>, 2025.
- 795 Shi, Y., Yang, Y., Teng, Y., Sun, M., and Yun, S.: Analysis on the formation of sea ice based on comprehensive observation data, *J. Oceanol. Limnol.*, 37(6), 1846-1856, <https://doi.org/10.1007/s00343-019-8269-8>, 2019.
- Shu, Q., Qiao, F., Song, Z., Xia, C., and Yang, Y.: Improvement of MOM4 by including surface wave-induced vertical mixing, *Ocean Modell.*, 40, 42-51, <https://doi.org/10.1016/j.ocemod.2011.07.005>, 2011.
- 800 Snyder, R. L., Dobson, F. W., Elliott, J. A., and Long, R. B.: Array measurements of atmospheric pressure fluctuations above surface gravity waves, *J. Fluid Mech.*, 102, 1-59, 1981.
- 805 Teixeira, M. A. C., and Belcher, S. E.: On the distortion of turbulence by a progressive surface wave, *J. Fluid Mech.*, 458, 229-267, 2002.

- The WAVEWATCH III® Development Group (WW3DG): User manual and system documentation of WAVEWATCH III® version 6.07, Tech. Note 333, NOAA/NWS/NCEP/MMAB, College Park, MD, USA, 465 pp. +Appendices, 2019.
- 810 [Tolman, H. L.: A third-generation model for wind waves on slowly varying, unsteady and inhomogeneous depths and currents, *J. Phys. Oceanogr.*, 21, 782-797, 1991.](#)
- [Tolman, H. L.: Effects of numerics on the physics in a third-generation wind-wave model, *J. Phys. Oceanogr.*, 22, 1,095-1,111, 1992.](#)
- 815 Tolman, H. L.: Validation of WAVEWATCH III version 1.15 for a global domain, Tech. Note 213, NOAA/NWS/NCEP/OMB, 33 pp., 2002.
- Tolman, H. L., and Chalikov, D.: Source terms in a third-generation wind-wave model, *J. Phys. Oceanogr.*, 26, 2497-2518, 1996.
- Wang, F., Yang, Y., Yin, X., Jiang, X., and Sun, M.: Improving wave modeling performance by incorporating wave-generated turbulence dissipation and improved post-breaking spectrum, *Ocean Modell.*, 188 (2024) 102311, 820 <https://doi.org/10.1016/j.ocemod.2023.102311>, 2024.
- Wang, H., Yang, Y., Sun, B., and Shi, Y.: Improvements to the statistical theoretical model for wave breaking based on the ratio of breaking wave kinetic and potential energy, *Sci. China Earth Sci.*, 60(1), 180-187, <https://doi.org/10.1007/s11430-016-0053-3>, 2017.
- 825 Wang, H., Yang, Y., Dong, C., Su, T., Sun, B., and Zou, B.: Validation of an improved statistical theory for sea surface whitecap coverage using satellite remote sensing data, *Sensors*, 18, 3306, <https://doi.org/10.3390/s18103306>, 2018.
- WAMDI Group: The WAM model-A third generation ocean wave prediction model, *J. Phys. Oceanogr.*, 18, 1775-1810, 1988.
- 830 Wei, L., Guan, C., and Troitskaya, Y: Laboratory experiment on wave induced turbulence, *J. Ocean Univ. China*, 17 (4), 721-726, <https://doi.org/10.1007/s11802-018-3528-4>, 2018.
- Xia, C., Qiao, F., Zhang, M., Yang, Y., and Yuan, Y.: Simulation of double cold cores of the 35°N section in the Yellow Sea with a wave-tide-circulation coupled model, *Chin. J. Oceanol. Limnol.*, 22(3), 292-298, 2004.
- 835 Xia, C., Qiao, F., Yang, Y., Ma, J., and Yuan, Y.: Three-dimensional structure of the summertime circulation in the Yellow Sea from a wave-tide-circulation coupled model, *J.*

- Geophys. Res.*, 111, C11S03, <https://doi.org/10.1029/2005JC003218>, 2006.
- Xu, D., and Yu, D. (Eds.): Theory of random ocean waves, Higher Education Press, Beijing, China, 390pp., ISBN 7-04-009922-5, 2001.
- 840 Yang, Y., Qiao, F., Xia, C., Ma, J., and Yuan, Y.: Effect of ocean wave momentum and mixing on upper ocean (in Chinese), *Adv. Mar. Sci.*, 21(4), 363-368, 2003.
- Yang, Y., Qiao, F., Xia, C., Ma, J., and Yuan, Y.: Wave-induced Mixing in the Yellow Sea, *Chin. J. Oceanol. Limnol.*, 22(3), 322-326, 2004.
- Yang, Y., Qiao, F., Zhao, W., Teng, Y., and Yuan, Y.: MASNUM ocean wave model in
845 spherical coordinate and its application, *Acta Oceanol. Sin.*, 27(2), 1-7, 2005.
- Yang, Y., Shi, Y., Yu, C., Teng, Y., and Sun, M.: Study on surface wave-induced mixing of transport flux residue under typhoon conditions, *J. Oceanol. Limnol.*, 37(6), 1837-1845, <https://doi.org/10.1007/s00343-019-8268-9>, 2019.
- Yang, Y., Sun, M., Sun, L., Xia, C., Teng, Y., and Cui, X.: A Characteristics Set Computation
850 Model for Internal Wavenumber Spectra and Its Validation with MODIS Retrieved Parameters in the Sulu Sea and Celebes Sea, *Remote Sens.*, 14, 1967, <https://doi.org/10.3390/rs14091967>, 2022.
- Yefimov, V. V., and Khristoforov, G. N.: Spectra and statistical relations between the velocity fluctuations in the upper layer of the sea and surface waves, *Izv. Acad. Sci. USSR Atmos. Oceanic Phys., Engl. Transl.*, 7, 1290-1310, 1971.
855
- Young, I. R., and Babanin, A. V.: Spectral distribution of energy dissipation of wind-generated waves due to dominant wave breaking, *J. Phys. Oceanogr.*, 36, 376-394, <https://doi.org/10.1175/JPO2859.1>, 2006.
- Young, I. R., Babanin, A. V., and Zieger, S.: The decay rate of ocean swell observed by
860 altimeter, *J. Phys. Oceanogr.*, 43, 2322-2333, <https://doi.org/10.1175/JPO-D-13-083.1>, 2013.
- Yu, C., Yang, Y., Yin, X., Sun, M., and Shi, Y.: Impact of Enhanced Wave-Induced Mixing on the Ocean Upper Mixed Layer during Typhoon Nepartak in a Regional Model of the Northwest Pacific Ocean, *Remote Sens.*, 12, 2808, <https://doi.org/10.3390/rs12172808>,
865 2020.

Yuan, Y. (Eds.): The governing equation sets of the ocean dynamic system and their

[analytical application examples \(in Chinese\), Science Press, Beijing, China, 415pp., ISBN 978-7-03-074846-1, 2024.](#)

- 870 Yuan, Y., Tung, C. C., and Huang, N. E.: Statistical characteristics of breaking waves, in:
Wave Dynamics and Radio Probing of the Ocean Surface, edited by: Phillips, O. M., and
Hasselmann, K., Plenum Press, New York, 265-272, ISBN 0-306-41992-0, 1986.
- Yuan, Y., Hua, F., Pan, Z., and Sun, L.: LAGFD-WAM numerical wave model-I. Basic
physical model, *Acta Oceanol. Sin.*, 10(4), 483-488, 1991.
- 875 Yuan, Y., Hua, F., Pan, Z., and Sun, L.: Dissipation source function and improvement of
LAGFD-WAM numerical wave model, *Oceanol. Limnol. Sin.*, 24(4), 367-376, 1993.
- Yuan, Y., Han, L., Hua, F., Zhang, S., Qiao, F., Yang, Y., and Xia, C.: The statistical theory of
breaking entrainment depth and surface whitecap coverage of real sea waves, *J. Phys.
Oceanogr.*, 39, 143-161, <https://doi.org/10.1175/2008JPO3944.1>, 2009.
- 880 Yuan, Y., Qiao, F., Hua, F., and Wang, Z.: The development of a coastal circulation numerical
model: I. Wave-induced mixing and wave-current interaction, *J. Hydrodyn. Ser. A*, 14, 1-
8, 1999.
- Yuan, Y., Qiao, F., Yin, X., and Han, L.: Establishment of the ocean dynamic system with
four sub-systems and the derivation of their governing equation sets, *J. Hydrodyn.*, 24,
153-168, [https://doi.org/10.1016/S1001-6058\(11\)60231-X](https://doi.org/10.1016/S1001-6058(11)60231-X), 2012.
- 885 Yuan, Y., Qiao, F., Yin, X., and Han, L.: Analytical estimation of mixing coefficient induced
by surface wave-generated turbulence based on the equilibrium solution of the second-
order turbulence closure model, *Sci. China Earth Sci.*, 56, 71-80,
<https://doi.org/10.1007/s11430-012-4517-x>, 2013.
- 890 Zieger, S., Babanin, A. V., Rogers, W. E., and Young, I. R.: Observation-based source terms
in the third-generation wave model WAVEWATCH, *Ocean Modell.*, 96, 2-25,
<https://doi.org/10.1016/j.ocemod.2015.07.014>, 2015.
- Zhuang, Z., Zheng, Q., Yuan, Y., Yang, G., and Zhao, X.: A non-breaking-wave-generated
turbulence mixing scheme for a global ocean general circulation model, *Ocean Dyn.*, 70,
293-305, <https://doi.org/10.1007/s10236-019-01338-3>, 2020.
- 895 Zhuang, Z., Zheng, Q., Yang, Y., Song, Z., Yuan, Y., Zhou, C., Zhao, X., Zhang, T., and Xie,
J.: Improved upper-ocean thermodynamical structure modeling with combined effects of
surface waves and M_2 internal tides on vertical mixing: a case study for the Indian Ocean,

Geosci. Model Dev., 15, 7221-7241, <https://doi.org/10.5194/gmd-15-7221-2022>, 2022.

900 Zhuang, Z., Yuan, Y., Zheng, Q., Zhou, C., Zhao, X., and Zhang, T.: Effects of buoyancy
flux on upper-ocean turbulent mixing generated by nonbreaking surface waves observed
in the South China Sea, J. Geophys. Res., 126, e2020JC016816,
<https://doi.org/10.1029/2020JC016816>, 2021.