

Correcting a Systematic Bias in an Ocean Drilling Project Site 882 Alkenone Sea Surface Temperature Record

Joseph B. Novak^{1,2}, Rocío P. Caballero-Gill³, Timothy D. Herbert², Harry J. Dowsett⁴, Alfredo Martínez-García⁵

5 ¹Ocean Sciences Department, University of California, Santa Cruz, CA, U.S.A.

²Department of Earth, Environmental and Planetary Sciences, Brown University, Providence, RI, U.S.A.

³Department of Atmospheric, Oceanic and Earth Sciences, George Mason University, Fairfax, VA, U.S.A.

⁴U.S. Geological Survey, Florence Bascom Geoscience Center, Reston, VA, U.S.A.

⁵Max Plank Institute for Chemistry, Mainz, Germany

10 Correspondence to: Joseph B. Novak (jobnovak@ucsc.edu; novak@brown.edu)

Abstract. Reconstructions of sea surface temperature (SST) in the geologic record are fundamental to our understanding of Earth's climate history and the evaluation of Earth's climate sensitivity to greenhouse gas forcing. SSTs are reconstructed with a variety of methods, including alkenone biomarker lipids produced by certain coccolithophore algae. One such alkenone SST reconstruction from the subpolar northwest Pacific Ocean Drilling Program (ODP) Site 882 (50.21°N, 167.35°E, 3244 m water depth) has played a large role in shaping the paleoclimate science community's view of global climate warmth during the Late Pliocene (3.6–2.6 million years ago) and the subsequent cooling that characterized the intensification of Northern Hemisphere Glaciation (Haug, 1995; Haug et al., 2005; Martínez-García et al., 2010). First, we have found that the values reported in the PANGAEA archive for this ODP Site 882 alkenone dataset were inaccurately reported as $U^{K'}_{37}$ values when they are instead U^{K}_{37} (<https://doi.org/10.1594/PANGAEA.315092>). This error in the archived data table resulted in the incorporation of inaccurate absolute SST estimates by several studies that applied $U^{K'}_{37}$ calibrations to this ODP Site 882 dataset (e.g., Brennan et al., 2022; Clark et al., 2024, 2025; Tierney et al., 2019, 2025). Second, using other published data from ODP Site 882 (Studer et al., 2012) and nearby Site 883 (51.11°N, 167.46°E, 2384 m water depth; Herbert et al., 2016; Novak et al., 2024), we show that the original Haug et al. (1995) alkenone SST record at ODP Site 882 systematically reports an amplified range of absolute SST values compared to the more recently generated data. This observation is consistent with the known concentration-dependent biases of the gas chromatography chemical ionization mass spectrometry (GC-CI-MS) analytical method used by the original ODP Site 882 study (Chaler et al., 2000, 2003; Haug, 1995; Hefter, 2008; Rosell-Mele et al., 1995). These concentration-dependent analytical biases complicate applying a uniform correction to the entire Haug (1995) dataset. However, we are able to leverage the published datasets to propose a correction and quantification of uncertainty for a subset of the Haug (1995) dataset measured at similar on-column analyte abundance. For these samples, we find an average analytical uncertainty equivalent to $\pm 2.05^{\circ}\text{C}$, which is greater than and in addition to the typical $\pm 1.4^{\circ}\text{C}$ 1σ prediction uncertainty of the U^{K}_{37} sea surface temperature proxy. We then discuss the implications of the corrected dataset for our understanding of late Neogene and Quaternary climate in the Kuroshio Extension region.

1 Introduction

Paleoclimate data are the only means of evaluating the ability of Earth System Models to simulate warm climates under boundary conditions drastically different than those captured by the recent historical record (Tierney et al., 2020). Typically, this evaluation comes in the form of direct comparisons between model-simulated fields of sea surface temperature (SST) and geological proxy observations of SST (Haywood et al., 2016, 2020). These studies have identified shortcomings in climate model simulations, particularly the tendency of climate models to emulate a steeper latitudinal temperature gradient than is indicated by the geological data across several intervals of past warm climate (Burls et al., 2021; Haywood et al., 2016; Huber and Caballero, 2011).

Fundamentally, these data-model comparison efforts rely upon accurate geologic proxy SST estimates. One such proxy is alkenones – algal biomarkers made by certain coccolithophore algae that are sensitive to seawater temperature (Brassell et al., 1986; Marlowe et al., 1984, 1990). The alkenone paleothermometer is based upon the relative abundance of tri-unsaturated 37-carbon methyl alkenones ($C_{37:3}Me$) and di-unsaturated 37-carbon methyl alkenones ($C_{37:2}Me$), which form the $U_{37}^{K'}$ ratio (Brassell et al., 1986; Prah and Wakeham, 1987).

$$U_{37}^{K'} = \frac{C_{37:2}Me}{C_{37:2}Me + C_{37:3}Me} \quad (1)$$

The relationship between the $U_{37}^{K'}$ ratio and SST has been calibrated by longstanding efforts to analyse alkenones in marine surface sediments (Conte et al., 2006; Müller et al., 1998; Novak et al., 2022; Prah et al., 2010; Rosell-Melé et al., 1995; Sikes et al., 1991; Tierney and Tingley, 2018). Alkenones are commonly measured by gas chromatograph flame ionization detector (GC-FID) (Longo et al., 2013; Villanueva et al., 1997; Villanueva and Grimalt, 1997; Zheng et al., 2017). A more sensitive gas chromatograph positive chemical ionization mass spectrometry technique has been used to determine the $U_{37}^{K'}$ ratio in sediments with very low alkenone concentrations (Bendle and Rosell-Melé, 2004; Durham et al., 2001; Madureira et al., 1997; Martínez-García et al., 2010; McClymont et al., 2008; McClymont and Rosell-Melé, 2005; Roberts et al., 2017; Rosell-Mele et al., 1995; Sánchez-Montes et al., 2020; Weaver et al., 1999). However, subsequent studies showed that this method and others based upon mass spectrometry can be hindered by complex concentration-dependent nonlinear effects on the ionization of alkenones that impact the $C_{37:3}Me$ and $C_{37:2}Me$ ketones differently (Chaler et al., 2000, 2003; Hefter, 2008), leading to systematic offsets in $U_{37}^{K'}$, and therefore reconstructed SSTs, from the two techniques. ~~Because there is not an authentic alkenone laboratory standard, r~~Resolving these method-dependent nonlinear differences between the GC-FID and GC-CI-MS methods requires instrument-specific calibration of GC-CI-MS $U_{37}^{K'}$ values to those determined on GC-FID (Chaler et al., 2000, 2003; Hefter, 2008).

Intercomparison of paleo SST reconstructions can be further complicated by the history of the alkenone sea surface temperature proxy's development. While determinations of the $U_{37}^{K'}$ index by GC-FID have long been the predominant

method of alkenone-based SST reconstructions (van Dommelen et al., 2026; Harada et al., 2014; Herbert, 2003; Rostek et al., 1993), some have argued that the U_{37}^K index, which incorporates the abundance of the tetra-unsaturated 37-carbon methyl alkenone ($C_{37:4}Me$; Brassell et al., 1986), is more appropriate for estimating sea surface temperatures in high latitude regions (Ho et al., 2012; Rosell-Melé, 1998).

$$U_{37}^K = \frac{C_{37:2}Me - C_{37:4}Me}{C_{37:2}Me + C_{37:3}Me + C_{37:4}Me} \quad (2)$$

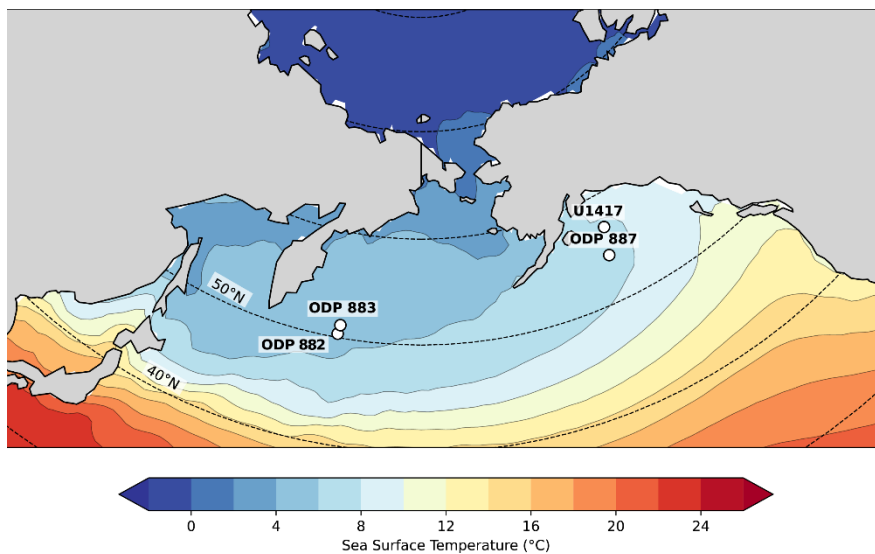
More recently, it has been shown that the $C_{37:4}Me$ alkenone can also be derived from haptophyte algae with a life habit dependent upon the presence of sea ice (Liao and Huang, 2022; Wang et al., 2021, 2024). These sea-ice-dependent algae, called the Group 2i Isochrysidales, are part of the sea-ice algal bloom that occurs during the cold season and have a markedly different and weaker relationship between alkenone unsaturation and algal growth temperature than the other Isochrysidales that bloom in open waters during warm seasons (Liao and Huang, 2022; Wang et al., 2021). The multiple potential sources of the $C_{37:4}Me$ alkenone complicate its interpretation in sedimentary records (Liao et al., 2023). Consequently, subsequent paleoclimate syntheses have elected to exclude alkenone SST records where the $C_{37:4}Me$ alkenone has been reported altogether to mitigate biases in inferred regional SST patterns due to the potential of multiple algal communities with different $U_{37}^{K'}$ -temperature relationships contributing to sedimentary alkenone content (Judd et al., 2022; Osman et al., 2021).

Here, we revisit the 5.7-million-year (Ma) alkenone SST record from the subpolar northwest Pacific Ocean Drilling Program (ODP) Site 882 (Figs. 1 & 2), which was determined by the GC-CI-MS method (Haug, 1995). We demonstrate two interlinked and previously unquantified sources of error in the ODP Site 882 GC-CI-MS sea surface temperature record that have resulted in both inaccurate sea surface temperature estimates and a systematic underrepresentation of the uncertainties associated with the reported alkenone unsaturation index values in this record.

First, we document that the underlying proxy values reported in the electronically archived ODP Site 882 GC-CI-MS dataset were inaccurately reported as $U_{37}^{K'}$ values when they are instead U_{37}^K (<https://doi.org/10.1594/PANGAEA.315092>; Fig. 2). Here, we report the accurate original dataset measured by Haug (1995) and published by Haug et al. (2005) and Martínez-García et al. (2010).

Second, we show that, as expected, the inferred ODP Site 882 $U_{37}^{K'}$ GC-CI-MS record is systematically offset from $U_{37}^{K'}$ values in samples of the same age from ODP Site 882 and nearby ODP Site 883 determined by GC-FID (Herbert et al., 2016; Novak et al., 2024; Studer et al., 2012; Yamamoto and Kobayashi, 2016). This systematic offset is consistent with the concentration-dependent effects on the chemical ionization of alkenones for the range of trace alkenone concentrations reported at ODP Site 882 (Chaler et al., 2000, 2003; Haug et al., 2005; Hefter, 2008; Studer et al., 2012).

Finally, we propose a corrected version of the original ODP Site 882 alkenone record that accounts for the additional uncertainties in reconstructed SSTs based on propagating the errors in the relationship between the ODP Site 882 GC-CI-MS and GC-FID alkenone data. The resulting SST record has larger uncertainties than a typical alkenone dataset within the range of U_{37}^K values observed in ODP Site 882 sediments ($\pm 2.5^\circ\text{C}$ vs. $\pm 1.4^\circ\text{C}$, 1σ). We then discuss the implications of the corrected ODP Site 882 alkenone record for our understanding of late Neogene cooling and zonal patterns of warmth in the mid-Piacenzian warm period.



100 **Figure 1: Locations of subpolar North Pacific drill sites. Contours show mean annual sea surface temperature from the National Oceanic and Atmospheric Administration (NOAA) Optimum Interpolation Sea Surface Temperature (OISST) 0.25° gridded product (Banzon et al., 2016).**

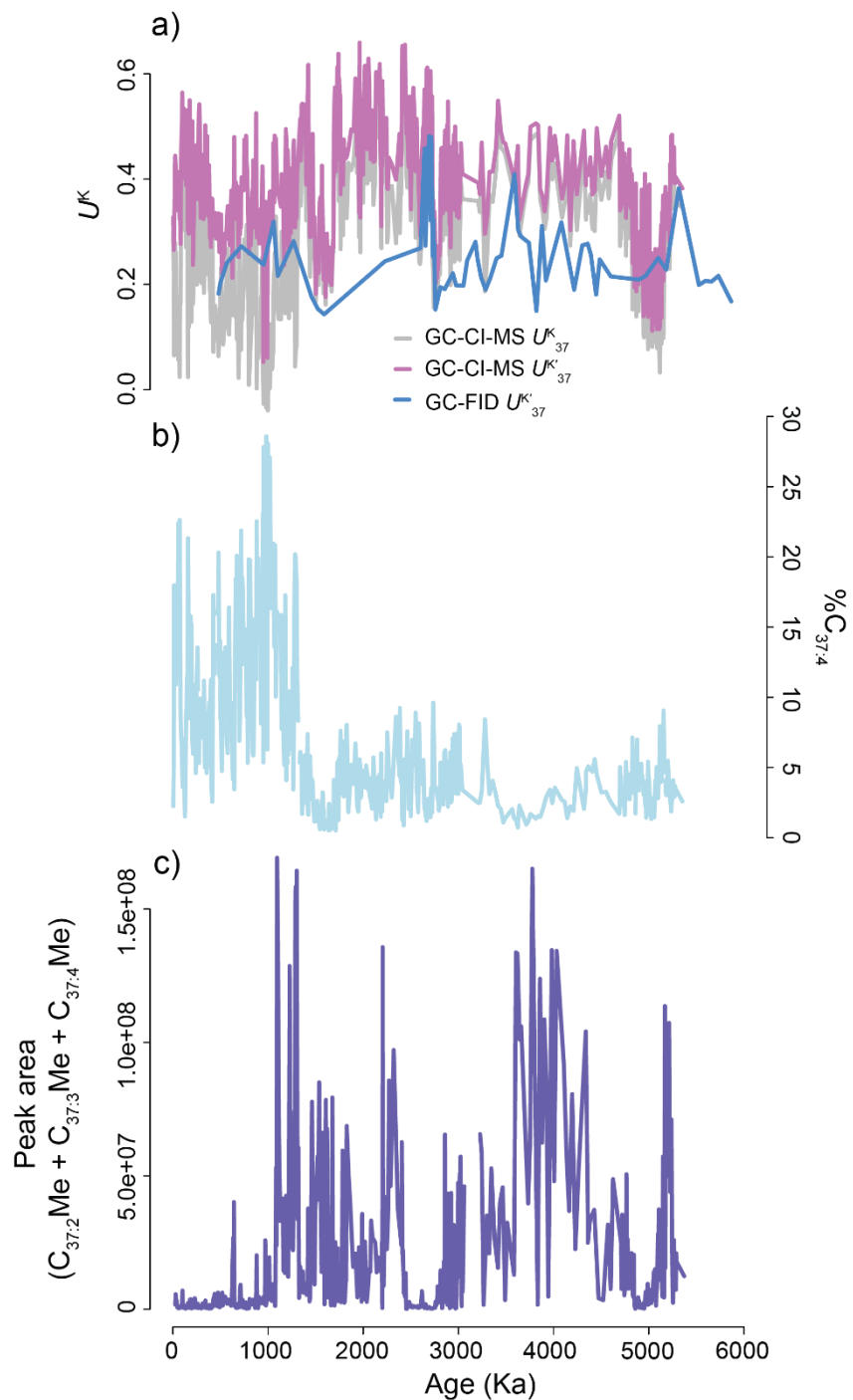


Figure 2: Differences in alkenone indices at ODP Site 882 due to the misreporting of the original data. (a) Timeseries of U^K_{37} and $U^{K'}_{37}$ values. (b) $\%C_{37:4}$ alkenone abundances. (c) Sum of the $C_{37:2}Me$, $C_{37:3}Me$, and $C_{37:4}Me$ peak areas

105 measured for each sample by GC-CI-MS by Haug (1995). These values are the output from each measurement; note that the dataset lacks information necessary to quantify alkenone concentration from these values.

2 Methods

2.1 Study Sites and Published Alkenone SSTs

110 Here we analyzed published alkenone SST datasets from ODP Site 882 and ODP Site 883, located 49 nautical miles to the north of Site 882 (Rea et al., 1993a, b; Fig. 1). [Modern sea surface temperatures at the two sites are essentially identical \(5.82°C at ODP Site 882, 5.75°C at ODP Site 883, Fig. 1\)](#). The original ODP Site 882 alkenone SST record was determined by GC-CI-MS (Haug, 1995; Rosell-Mele et al., 1995), and was subsequently published by Haug et al. (2005) and Martínez-García et al. (2010). The potential concentration-dependent nonlinear differences between GC-FID and GC-CI-MS $U_{37}^{K'}$ determinations identified by (Chaler et al., 2000, 2003) and their impacts on absolute SST values were not discussed in these publications, 115 which focused mainly on the analysis of reconstructed SST trends. More recently, alkenone records from Site 882 itself and the nearby Site 883 were determined by GC-FID (Herbert et al., 2016; Novak et al., 2024; Studer et al., 2012; Yamamoto and Kobayashi, 2016), allowing the assessment of potential biases in the original dataset from ODP Site 882 (Haug, 1995). From here on, we base all of our calculations on U_{37}^K and $U_{37}^{K'}$ values calculated from the original dataset measured by Haug (1995).

2.2 Concentration-dependent differences in GC-CI-MS and GC-FID $U_{37}^{K'}$ Determinations

120 Chaler et al. (2003) derived a mathematical expression of $U_{37}^{K'}$ as measured on GC-FID as a function of GC-CI-MS measurements of alkenone concentration:

$$U_{37}^{K'} = \frac{(c_{2M}C_{37:2}^2 + b_{2M}C_{37:2} + a_{2M})}{(c_{2M}C_{37:2}^2 + b_{2M}C_{37:2} + a_{2M} + c_{3M}C_{37:3}^2 + b_{3M}C_{37:3} + a_{3M})} \quad (3)$$

125 Here, a_{2M} , a_{3M} , b_{2M} , b_{3M} , c_{2M} , and c_{3M} are curve fitted constants reported by Chaler et al. (2003). These constants are instrument-specific (Chaler et al., 2003). We utilized the constants from GC-CI-MS “Instrument A” of Chaler et al. (2003) to calculate theoretical GC-FID-equivalent $U_{37}^{K'}$ values from theoretical GC-CI-MS alkenone measurements that we then to facilitate comparison between the GC-FID and GC-CI-MS alkenone SST datasets from ODP Sites 882 and 883 (Table 1). These theoretical GC-FID-equivalent $U_{37}^{K'}$ values were calculated over the range of $U_{37}^{K'}$ values in the alkenone SST records from ODP Sites 882 and 883 to understand the expected sign and magnitude of any potential analytical bias in the GC-CI-MS method (Novak et al., 2024; Studer et al., 2012; Yamamoto and Kobayashi, 2016). We varied mass of each theoretical alkenone 130 analyte between 5 and 30 ng on column to mimic the “trace” quantities of alkenones reported by Haug et al. (2005) because no specific alkenone concentrations were reported alongside their SST determinations; the raw data files generously shared with us from their work report molecule abundances as peak areas rather than concentration. For example, a low $U_{37}^{K'}$ value was represented as 5 ng of the $C_{37:2}Me$ alkenone and 30 ng of the $C_{37:3}Me$ alkenone. These analyte masses are slightly below

135 to slightly above the lower bound of the range of acceptable analyte mass for $U_{37}^{K'}$ determinations by GC-FID as documented by Villanueva and Grimalt (1996).

Constant	Value
a _{2M}	1.9468
a _{3M}	1.0065
b _{2M}	1.2836
b _{3M}	7.388
c _{2M}	0.0165
c _{3M}	0.0236

Table 1: constants used to calculate GC-FID-equivalent $U_{37}^{K'}$ values from theoretical GC-CI-MS alkenone measurements (Chaler et al., 2003).

2.3 Reassessing uncertainties in the GC-CI-MS ODP Site 882 Alkenone Record

140 Because we lack instrument-specific information about the mass-dependent ionization efficiency of the C_{37:3}Me and C_{37:2}Me alkenones on the GC-CI-MS used by Haug (1995) to generate their $U_{37}^{K'}$ data from ODP Site 882, we cannot use the equations of Chaler et al. (2003) or Hefter (2008) to correct their record. Instead, we propose to quantify the uncertainties in the Site 882 alkenone SST record introduced by the GC-CI-MS method based on the correlation between $U_{37}^{K'}$ values of adjacent samples at ODP Site 882 generated by GC-CI-MS and GC-FID (Haug, 1995; Studer et al., 2012; Yamamoto and Kobayashi, 2016). GC-FID and inferred GC-CI-MS $U_{37}^{K'}$ values were paired by interpolating the more densely sampled GC-CI-MS record onto
145 the more sparsely sampled GC-FID records.

We explored both linear and quadratic fits of the ODP 882 GC-CI-MS and GC-FID values in addition to multiple linear regression models that incorporated the absolute peak areas measured by Haug (1995) with GC-CI-MS (Fig. S1 & S2). Ultimately, a linear model was selected to transform the inferred GC-CI-MS $U_{37}^{K'}$ values to GC-FID equivalents as it provided the optimal fit while ensuring the model terms remained statistically significant ($p < 0.001$, adj. $r^2 = 0.56$, $df = 68$, Eq. 4). This
150 equation was derived after screening samples based on the absolute peak areas measured by GC-CI-MS (see 3.2; note that we lack the necessary information about the laboratory standards used by Haug (1995) to calculate concentrations from peak area).

$$GC-FID U_{37}^{K'} = GC-CI-MS U_{37}^{K'} * 0.61(\pm 0.07) + 0.07(\pm 0.03) \quad (4)$$

The substantial standard error of this relationship, $\pm 0.07 U_{37}^{K'}$ units, is equivalent to an analytical uncertainty of 2.05°C SST in addition to the calibration uncertainties inherent to estimating SSTs from $U_{37}^{K'}$ values. We note that this estimate of the
155 analytical uncertainty of the ODP Site 882 GC-CI-MS dataset is inherently imperfect because we lack the instrument-and-analysis-specific information required to more precisely quantify drift in the concentration-dependent ionization efficiencies of the C_{37:2}Me and C_{37:3}Me alkenones. Therefore, our quantification of the analytical uncertainty serves as an estimate of the

mean analytical uncertainty for the portion of the ODP Site 882 GC-CI-MS alkenone dataset with measured peak areas $< 2 \times 10^7$ and may underestimate or overestimate the uncertainties associated with specific samples (see **3.1**).

- 160 The SST equivalent of the analytical uncertainty of the Site 882 inferred GC-CI-MS $U_{37}^{K'}$ values was calculated from the slope of the widely-applied BAYSPLINE $U_{37}^{K'}$ SST core top calibration (Tierney and Tingley, 2018).

$$\text{Analytical uncertainty SST equivalent} = \frac{\pm 0.07}{0.034} = 2.05^\circ\text{C} \quad (5)$$

- This additional analytical uncertainty is greater than the prediction uncertainty of the $U_{37}^{K'}$ proxy when estimating SST (Conte et al., 2006; Müller et al., 1998; Prahl and Wakeham, 1987; Tierney and Tingley, 2018). We applied Equation 7 to generate
 165 GC-FID equivalent $U_{37}^{K'}$ values from the $U_{37}^{K'}$ values measured by GC-CI-MS (Haug, 1995). We then propagated the additional uncertainty to calculate a 95% confidence interval for the resulting median SST estimates by adding in quadrature the analytical uncertainty sea surface temperature equivalent (2.05°C) multiplied by 1.96 to the upper and lower range of the 95% SST confidence interval returned by BAYSPLINE.

$$95\% \text{ CI lower bound} = \text{BAYSPLINE median SST} - \sqrt{(\text{BAYSPLINE median SST} - \text{BAYSPLINE SST 95\% CI lower bound})^2 + (1.96 * 2.05)^2} \quad (6)$$

$$95\% \text{ CI upper bound} = \text{BAYSPLINE median SST} + \sqrt{(\text{BAYSPLINE SST 95\% CI upper bound} - \text{BAYSPLINE median SST})^2 + (1.96 * 2.05)^2} \quad (7)$$

Because BAYSPLINE generates a unique 95% confidence interval for each sample, this calculation was applied to the BAYSPLINE output for each sample individually.

- 175 We compared the various alkenone datasets from ODP Sites 882 and 883 with two-sided t-tests to assess the differences in mean values between the records. Because there are substantial differences in the timescale and sampling resolution, the datasets were first resampled to avoid the consideration of data from intervals where one record may have data while another does not. In all cases, the more highly resolved record was resampled onto the less resolved record.

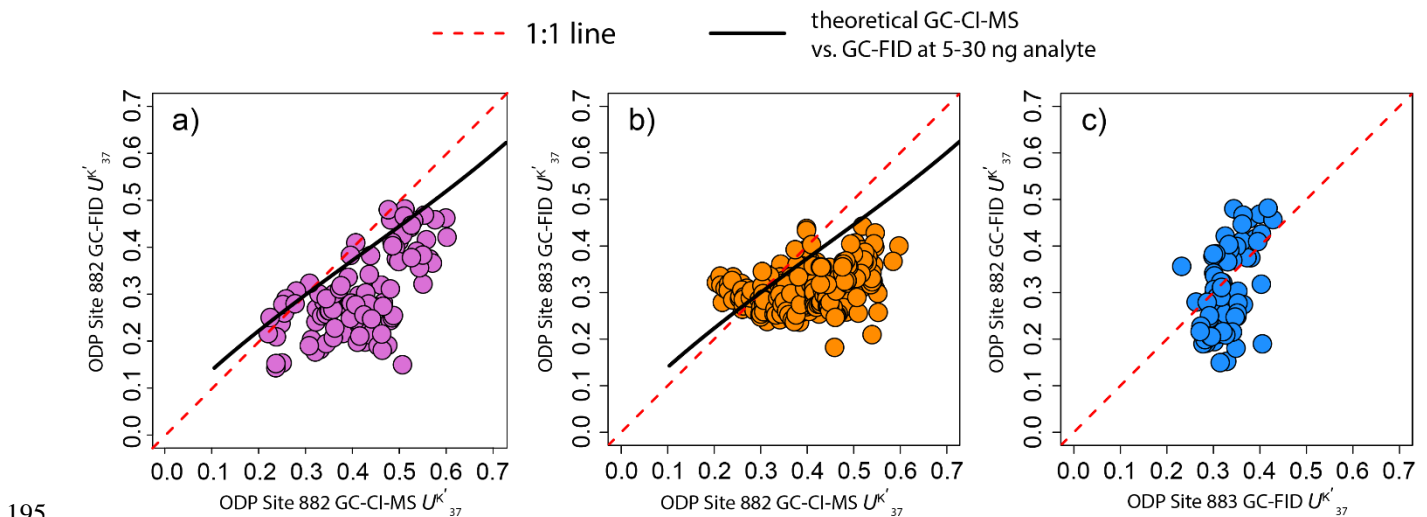
2.4 Calculations of seawater density and salinity

- 180 We examined the implications of the corrected ODP Site 882 temperature in part by calculating the implied changes in the density of surface water from the thermodynamical equation of seawater (TEOS-10) as implemented in the Givvs SeaWater Oceanographic Toolbox (Feistel, 2018; McDougall and Barker, 2011).

3 Results and Discussion

3.1 Analytical Uncertainties in the GC-CI-MS ODP Site 882 Alkenone Record

185 The differences between $U^{K'}_{37}$ values measured by GC-CI-MS and GC-FID are both nonlinear and concentration dependent (Chaler et al., 2000, 2003; Hefter, 2008). While we do not have the necessary information to calculate alkenone concentrations from the Haug (1995) alkenone measurements, the relative intensity of the instrument response (i.e., the peak areas of the molecular ion ammonium adducts) provides qualitative information about the amount of analyte introduced into the detector (Fig. 2c). Peak areas of the alkenones quantified in ODP Site 882 sediments by Haug (1995) varied by several orders of magnitude (10⁵ – 10⁸; Fig. 2c), implying substantial sample-to-sample differences in the concentration of analyte measured, which is consistent with absolute alkenone concentrations reported by others (Novak et al., 2024; Studer et al., 2012; Yamamoto and Kobayashi, 2016) and the differences we observe between the GC-CI-MS and GC-FID $U^{K'}_{37}$ values at ODP Site 882 (Fig. 3a).



200 **Figure 3:** $U^{K'}_{37}$ values from ODP Sites 882 and 883 interpolated to show differences in samples of similar age (Haug et al., 2005; Novak et al., 2024; Studer et al., 2012; Yamamoto and Kobayashi, 2016). (a) ODP Site 882 inferred GC-CI-MS $U^{K'}_{37}$ vs. GC-FID $U^{K'}_{37}$. (b) ODP Site 882 inferred GC-CI-MS $U^{K'}_{37}$ vs. ODP Site 883 GC-FID $U^{K'}_{37}$. (c) ODP Site 882 GC-FID $U^{K'}_{37}$ vs. ODP Site 883 GC-FID $U^{K'}_{37}$. The black lines were calculated from $U^{K'}_{37}$ values derived from the equations reported for GC-CI-MS “instrument A” in Chaler et al. (2003; see 2.2). In all cases, the more highly time resolved record was interpolated onto the lower resolution record to facilitate intercomparison of the datasets.

The GC-CI-MS $U^{K'}_{37}$ values from ODP Site 882 are systematically larger (warmer) than the $U^{K'}_{37}$ values determined by GC-FID (Fig. 3a). The mean difference between the inferred GC-CI-MS and GC-FID $U^{K'}_{37}$ values is 0.113 $U^{K'}_{37}$ units ($p < 0.001$, two-sided t-test, GC-CI-MS values are larger), which is equivalent to 3.32°C SST (Eq. 5). This finding is consistent when comparing the inferred GC-CI-MS $U^{K'}_{37}$ values with $U^{K'}_{37}$ measurements from the nearby ODP Site 883 (Fig. 3b), which have a mean difference of 0.09 $U^{K'}_{37}$ units equivalent to 2.65°C from the ODP Site 882 inferred GC-CI-MS $U^{K'}_{37}$ values ($p < 0.001$,

205

two-sided t-test, GC-CI-MS values are larger). This is greater than the typical interlaboratory differences in alkenone measurements (± 1.3 – 2.6°C ; Rosell-Melé et al., 2001). By comparison, the $U_{37}^{K'}$ values determined by GC-FID at ODP Sites 882 and 883 are not systematically offset as a function of increasing $U_{37}^{K'}$ (Fig. 3c); the mean difference in ODP Site 882 and
210 ODP Site 883 $U_{37}^{K'}$ is $0.023 U_{37}^{K'}$ units or 0.68°C SST ($p = 0.06$, two-sided t-test, ODP 882 values are larger).

The systematically larger (warmer) inferred GC-CI-MS $U_{37}^{K'}$ values compared to those determined by GC-FID at ODP Site 882 are consistent with the known concentration-dependent nonlinear differences in the chemical ionization of $\text{C}_{37:2}\text{Me}$ and $\text{C}_{37:3}\text{Me}$ alkenones (Chaler et al., 2000, 2003). We explored whether the GC-CI-MS peak area data might improve predictions of GC-FID equivalent $U_{37}^{K'}$ values from the GC-CI-MS $U_{37}^{K'}$ values (Fig. S2). We found that 80.6% of the variance in the
215 ODP Site 882 GC-CI-MS alkenone dataset can be described by two principal components (Fig. S2a). The GC-FID $U_{37}^{K'}$ values are more strongly correlated with PC1 (Fig. S2b), while the GC-CI-MS $U_{37}^{K'}$ values are more strongly correlated with PC2 (Fig. S2b). The GC-CI-MS peak areas, whether the sum of peak areas for all molecules or the peak areas of individual molecules, are negatively correlated with PC1 and the GC-FID $U_{37}^{K'}$ values but positively correlated with PC2 and the GC-CI-MS $U_{37}^{K'}$ values (Fig. S2b). These statistical relationships lead us to experiment with multiple linear regression models,
220 one of which moderately improved the accuracy of GC-FID equivalent $U_{37}^{K'}$ values predicted from the GC-CI-MS data (Fig. S2c vs. S2d). However, application of this model to the GC-CI-MS $U_{37}^{K'}$ dataset in an effort to produce GC-FID equivalent $U_{37}^{K'}$ values resulted in nonsensical (negative) estimates. Therefore, we do not think it is possible to use a single model to correct for the complex offsets between the GC-CI-MS and GC-FID alkenone datasets at ODP Site 882, at least with the information available to us.

225 We then experimented with cutoffs based on the GC-CI-MS instrument response (peak area) in an effort to distinguish between different populations of samples that might have different relationships between GC-CI-MS and GC-FID $U_{37}^{K'}$ values (Fig. 4). We found that the strength of the regression between GC-CI-MS and GC-FID $U_{37}^{K'}$ values is related to the magnitude of the GC-CI-MS instrument response (peak area) for a given sample (Fig. 4b). The differences between the ODP Site 882 GC-CI-MS and GC-FID $U_{37}^{K'}$ values become larger in samples with larger GC-CI-MS peak areas versus those with smaller peak areas
230 (Fig. 4a). While these differences should be systematic (Chaler et al., 2000, 2003), the lack of GC-FID data from intervals with higher alkenone abundances does not permit us to robustly characterize the correlation between GC-CI-MS and GC-FID $U_{37}^{K'}$ values in samples with GC-CI-MS-measured peak areas $> 2 \times 10^7$ (Fig. 4a). These observations lead us to propose a correction to the ODP Site 882 alkenone dataset based upon a linear relationship between GC-CI-MS and GC-FID $U_{37}^{K'}$ values in samples with measured peak areas $< 2 \times 10^7$ (Fig. 4a blue line, Eq. 7, $p < 0.001$, adj. $r^2 = 0.56$, $df = 68$). All samples with measured peak
235 area $> 2 \times 10^7$ were excluded from further consideration since we lack the necessary information to propose a correction to those data.

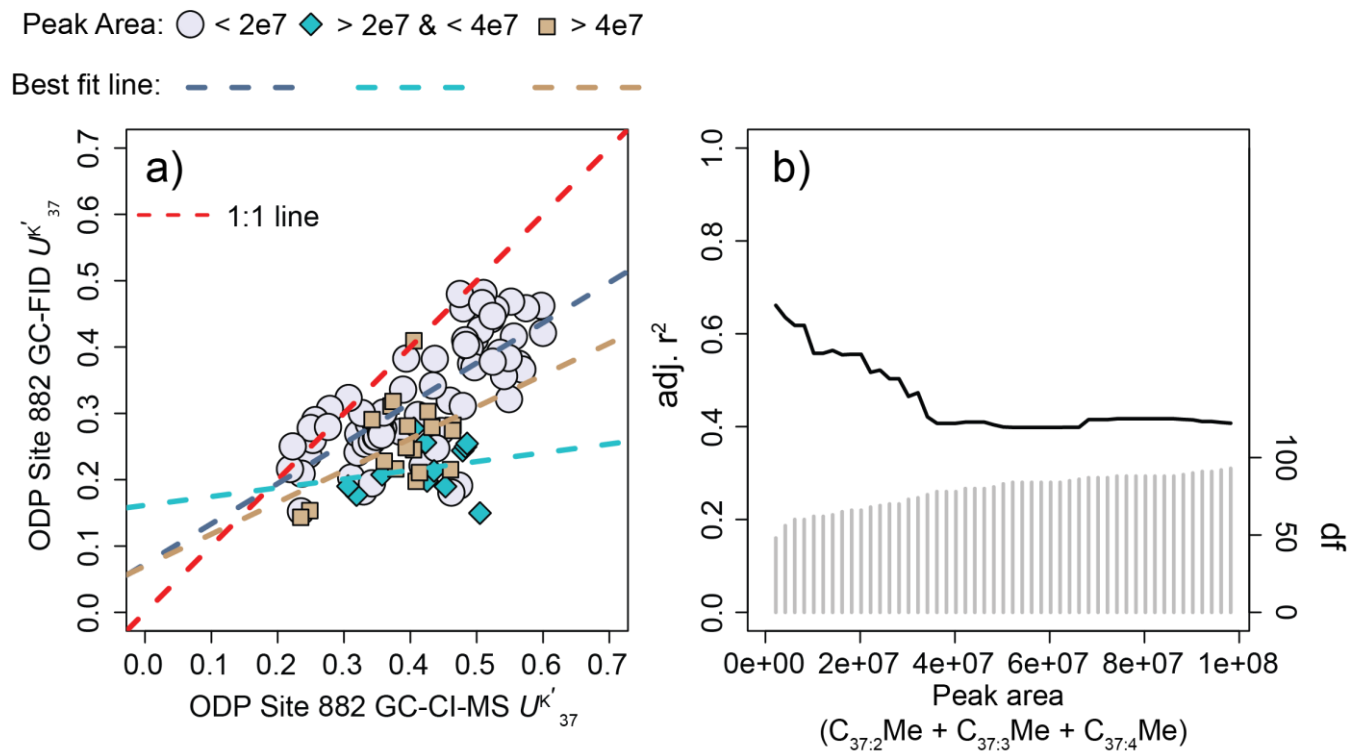


Figure 4: change in relationship between GC-CI-MS and GC-FID $U^{K'}_{37}$ values at ODP Site 882 with peak area. (a) change in regression slope with peak area. (b) change in regression strength with peak area.

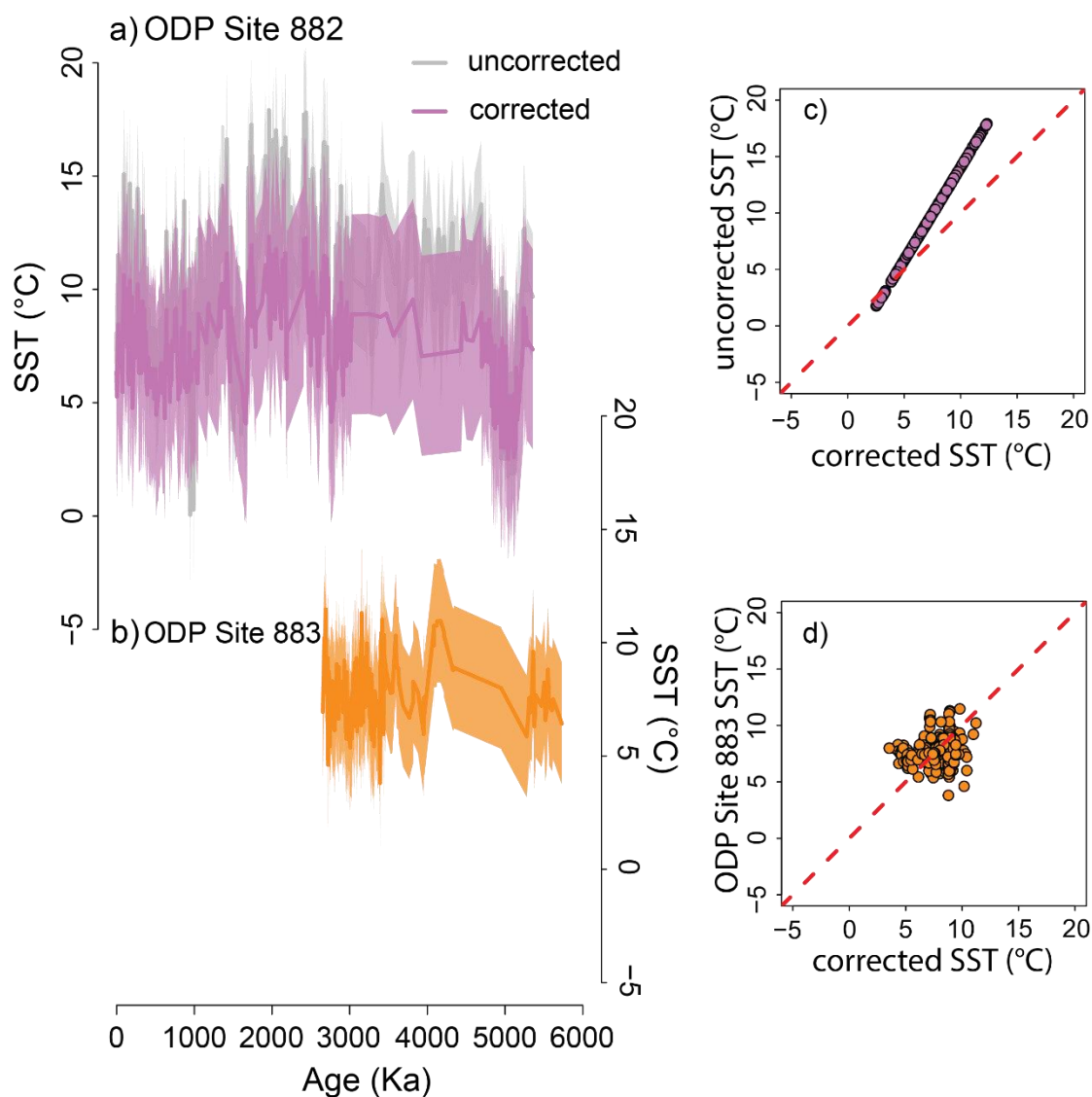
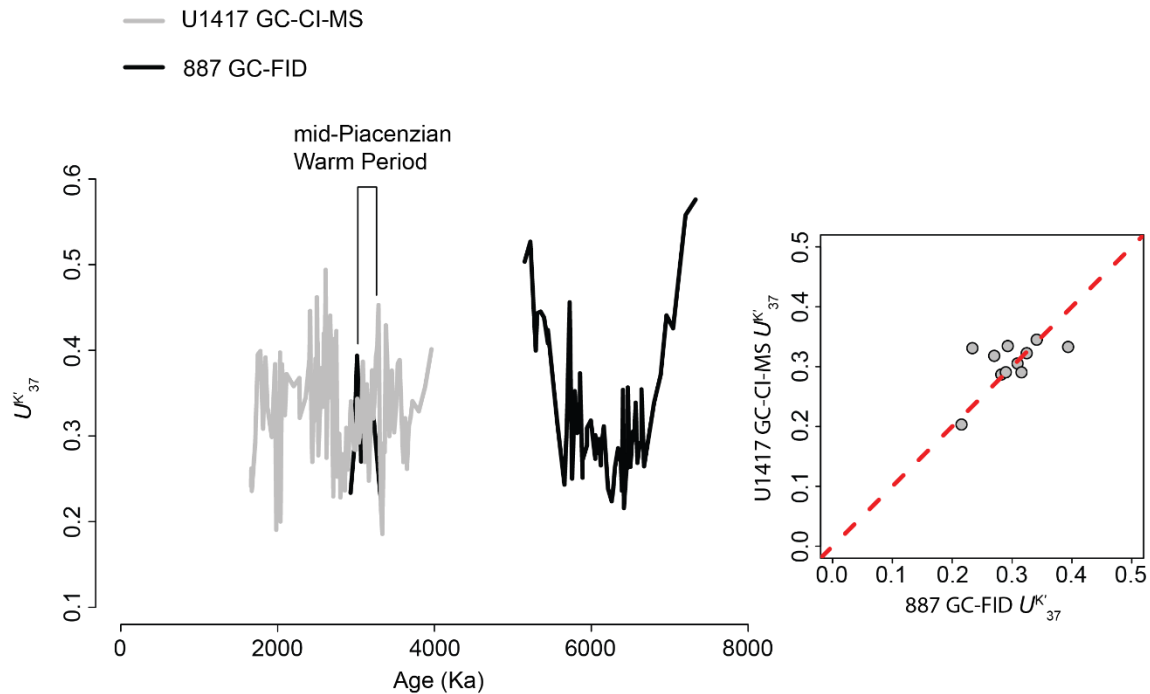


Figure 5: Comparison of the proposed correction to the GC-CI-MS ODP Site 882 alkenone SST record to the GC-FID alkenone record from ODP Site 883. (a) Corrected sea surface temperatures from the GC-CI-MS ODP Site 882 alkenone record vs. the original record. Both are SSTs generated by BAYSPLINE (Tierney and Tingley, 2018). (b) ODP Site 883 alkenone SST record (Herbert et al., 2016; Novak et al., 2024). Shading in a and b signify the 95% confidence interval of the SST estimates. (c) corrected vs. original GC-CI-MS SSTs at ODP Site 882. (d) ODP Site 883 vs. corrected ODP Site 882 alkenone SSTs. Both c and d show the median of the SST estimates.

The proposed corrections to the ODP Site 882 GC-CI-MS alkenone record result in sea surface temperature estimates that are consistent with the nearby alkenone SST record from ODP Site 883 (Fig. 5). The mean of the SST calculated from the corrected GC-CI-MS dataset is significantly smaller than the original GC-CI-MS ODP Site 882 record ($p < 0.001$, $df = 806.5$, two-sided t-test). The magnitude of the correction is larger at higher $U^{K'}_{37}$ values (i.e., warmer SSTs; Fig. 5c). The mean difference between the corrected ODP Site 882 GC-CI-MS dataset and the GC-FID record from ODP Site 883 is 0.59°C ($p < 0.001$, $df = 903.5$, two-sided t-test), which is consistent with the difference between the GC-FID records from Sites 882 and 883 (0.68°C , Fig. 5d, see also 3.1). These observations suggest that our proposed correction successfully removes the systematic “warm” analytical bias in the original ODP 882 GC-CI-MS dataset while maintaining the potentially real differences in SST indicated by the GC-FID data (i.e., the slightly more northward Site 883 is somewhat cooler; Fig. 1).

3.3 GC-CI-MS vs. GC-FID alkenone data from the subpolar northeast Pacific

The same methodological differences (GC-FID vs. GC-CI-MS) exist between the late Neogene and Quaternary alkenone SST datasets from ODP Site 887 and IODP Site U1417 in the subpolar northeast Pacific, but we are unable to determine whether these methodological differences lead to the same systematic biases between the datasets because there are very few proximal samples measured by both methods. The alkenone record from IODP Site U1417 was analyzed by GC-CI-MS (Sánchez-Montes et al., 2020), while the record from the nearby ODP Site 887 was analyzed by GC-FID (Dowsett et al., 2017; Herbert et al., 2016). The selectivity of the GC-CI-MS method permits quantification of alkenones in complex mixtures that cannot be resolved by sample preparation (Rosell-Mele et al. 1995). At IODP Site U1417, the GC-CI-MS method enabled the isolation of alkenones from a complex mixture that resulted from the introduction of petrogenic carbon from the nearby St. Elias mountains (Sánchez-Montes et al., 2020), which was not an issue at the more pelagic ODP Site 887 (Dowsett et al., 2017; Herbert et al., 2016). There are only 11 samples from these two records that overlap in time (Fig. 6a). Although the mean $U^{K'}_{37}$ values from mid-Piacenzian subsets of these data are statistically indistinguishable (Fig. 6b, $0.008 U^{K'}_{37}$ or 0.24°C , $p = 0.66$), the systematic differences between the GC-CI-MS and GC-FID $U^{K'}_{37}$ values from ODP Site 882 and the well-documented systematic offset between the GC-CI-MS and GC-FID methods give us reason to suspect that the IODP Site U1417 and ODP Site 887 alkenone datasets may not be strictly intercomparable. For this reason, we exclude the IODP Site U1417 alkenone dataset from our discussion of the implications of the proposed correction to the ODP Site 882 GC-CI-MS alkenone record for the paleoceanographic history and paleoclimate data-model evaluation in the subarctic North Pacific.



275 **Figure 6: GC-CI-MS vs. GC-FID alkenone unsaturation ratios from the subpolar northeast Pacific (Dowsett et al., 2017; Herbert et al., 2016; Sánchez-Montes et al., 2020).**

3.4 Implications for reconstructing regional paleoceanographic history

Correction of the ODP Site 882 alkenone SST record has notable implications for our understanding of long-term patterns of climate change in the subarctic North Pacific and for inferences of regional patterns of warming in the late Pliocene. To date, the GC-CI-MS alkenone dataset from ODP Site 882 is the only continuous subarctic North Pacific SST record that spans the entirety of the Quaternary. Consequently, this dataset is crucial for calculating SST anomalies – that is, the difference between ancient SST estimates and the SST estimate of the core top sample, which is assumed to represent the preindustrial SST – that are often used for testing the ability of Earth System Models to simulate warmth in this oceanographic region (see 3.5).

The reporting error in the Pangaea data table and the analytical artifacts we address with our proposed correction are of the opposite sign: (1) U^K_{37} values are systematically lower than $U^{K'}_{37}$ and (2) GC-CI-MS $U^{K'}_{37}$ values are larger than GC-FID $U^{K'}_{37}$ values (Figs. 2a & 3). Here, we discuss the implications of these corrections for reconstructing regional SST patterns in the subarctic North Pacific during the mid-Piacenzian Warm Period since several studies have unknowingly used mislabelled U^K_{37} values to characterise regional SSTs with a $U^{K'}_{37}$ SST calibration (e.g., Brennan et al., 2022; Tierney et al., 2019, 2025b).

The proposed correction results in a median alkenone core top SST value of $6.4 \pm 2.5^\circ\text{C}$ ($\pm 1\sigma$) from ODP Site 882. This is cooler than both the core top SST estimate when BAYSPLINE is applied to the mislabelled U^K_{37} values ($7.2 \pm 1.4^\circ\text{C}$) or to the

original U_{37}^K dataset ($8.1 \pm 1.4^\circ\text{C}$). The mid-Piacenzian Warm Period SST anomaly of the corrected dataset is $2.5 \pm 3.5^\circ\text{C}$ compared to $1.8 \pm 2.0^\circ\text{C}$ when BAYSPLINE is applied to the mislabelled U_{37}^K values or $2.8 \pm 2.0^\circ\text{C}$ in the case of the original U_{37}^K dataset. The differences in median SST values are small, but the uncertainties associated with the corrected dataset are substantially larger than previously recognized and are important for the relative weighting of the ODP Site 882 GC-CI-MS dataset in paleoclimate data-model comparisons and data assimilation exercises (Haywood et al., 2016; Tierney et al., 2025a). It should be noted that the mid-Piacenzian Warm Period SST estimates in the corrected dataset are sparse ($n = 2$), so these mean temperature values will likely change as new data are generated.

The proposed correction also impacts calculated SST anomalies from the nearby ODP Site 883 since the core top value from ODP Site 882 can reasonably be used for this calculation. The ODP Site 883 mid-Piacenzian Warm Period SST anomaly shifts to $1.4 \pm 2.7^\circ\text{C}$ from $0.6 \pm 2.0^\circ\text{C}$ (BAYSPLINE to ODP 882 U_{37}^K core top value) or $-0.3 \pm 2.0^\circ\text{C}$ (BAYSPLINE to original ODP 882 U_{37}^K core top value). The proposed correction to the ODP Site 882 dataset therefore contributes towards resolving uncertainties regarding the zonal pattern of SST change in the subarctic North Pacific during the mid-Piacenzian Warm Period (Fig. 7a). The mean SST anomalies at ODP Sites 883 and 887 were not significantly different prior to the correction (0.6°C or -0.3°C vs. 0.05°C , $p = 0.08$ or $p = 0.3$, two-sided t-test), but are significantly different after the correction (1.4°C vs. 0.05°C , $p = 0.0014$, Fig. 7a). The temperature difference between the east and west subarctic North Pacific is tightly linked to the strength and position of the Aleutian Low and its interaction with regional ocean currents (Zhou, 2019), a pattern which is reflected by the distribution of core top U_{37}^K values in the subarctic North Pacific (Max et al., 2020). The reduced mid-Piacenzian zonal subarctic North Pacific SST gradient suggests a northwards shift of the Aleutian Low and a concomitant northwards shift of the Kuroshio Extension (Sugimoto and Hanawa, 2010; Wang and Wu, 2019). Consequently, the subpolar gyre was possibly contracted during the mid-Piacenzian relative to the preindustrial period (Park et al., 2012). These inferences are consistent with a growing body of marine and terrestrial paleoclimate data suggestive of a northwards-shifted midlatitude westerly jet during the mid-Piacenzian warm period relative to the preindustrial (Abell et al., 2021; Li et al., 2015; Novak et al., 2026).

The pattern of deep ocean circulation in the mid-Piacenzian warm period is disputed, with controversy surrounding the existence, or lack thereof, of deep water formation in the subarctic northwest Pacific (Burls et al., 2017; Ford et al., 2022; Novak et al., 2024; Tierney et al., 2025b). The corrected ODP Site 882 alkenone SST record clarifies that the source waters of North Pacific Intermediate Water and any potential North Pacific Deep Water were likely warmer in the mid-Piacenzian than during the preindustrial era (cf., Talley, 1993), which informs the sea surface salinity dynamics required for any intermediate, or potentially deep, waters to form in this region (Burls et al., 2017). Warmer SSTs on the order of $\sim 1.4^\circ\text{C}$ correspond to a decrease in the density of surface waters by 0.31 kg/m^3 (see 2.5). An increase in sea surface salinity of 0.24 g/kg would be required to compensate for the temperature-driven decrease in surface water density (Fig. 7b), which exceeds the current seasonal variability of sea surface salinity in the Kuroshio Extension region (Wakita et al., 2010). The warmth reconstructed

in the subarctic northwest Pacific by the corrected ODP Site 882 alkenone record therefore indicates that any density-driven overturning in this region, either intermediate or deep, would have required even greater changes to regional patterns of sea surface salinity to counterbalance weakened temperature-driven buoyancy forcing than previously recognized (cf., Burls et al., 2017).

A major feature of the ODP Site 882 GC-CI-MS alkenone SST record is the warming signal across the 2.7 Ma interval (Fig. 8), which has been interpreted as a signal of the onset of regional surface ocean stratification and enhanced seasonal SST contrast (Haug et al., 2005). This signal persists in the corrected ODP Site 882 GC-CI-MS dataset and is further corroborated by the GC-FID datasets (Fig. 8). While the different datasets disagree on the amplitude of SST change across this interval (Fig. 8), all three alkenone records indicate statistically significant warming of SSTs across the 2.7 Ma interval (ODP Site 883 GC-FID: $1.9 \pm 1.4^\circ\text{C}$, $p = 0.01$; ODP Site 882 GC-FID: $3.0 \pm 1.4^\circ\text{C}$, $p < 0.001$; corrected ODP Site 882 GC-CI-MS: $2.7 \pm 2.3^\circ\text{C}$, $p < 0.001$). This unusual alkenone-based SST observation has also been corroborated by TEX_{86} measurements (Studer et al., 2012). The agreement on the sign of SST change and the overlapping 95% confidence intervals of these four independent estimates confirms that the SSTs recorded by alkenones warmed across the 2.7 Ma interval.

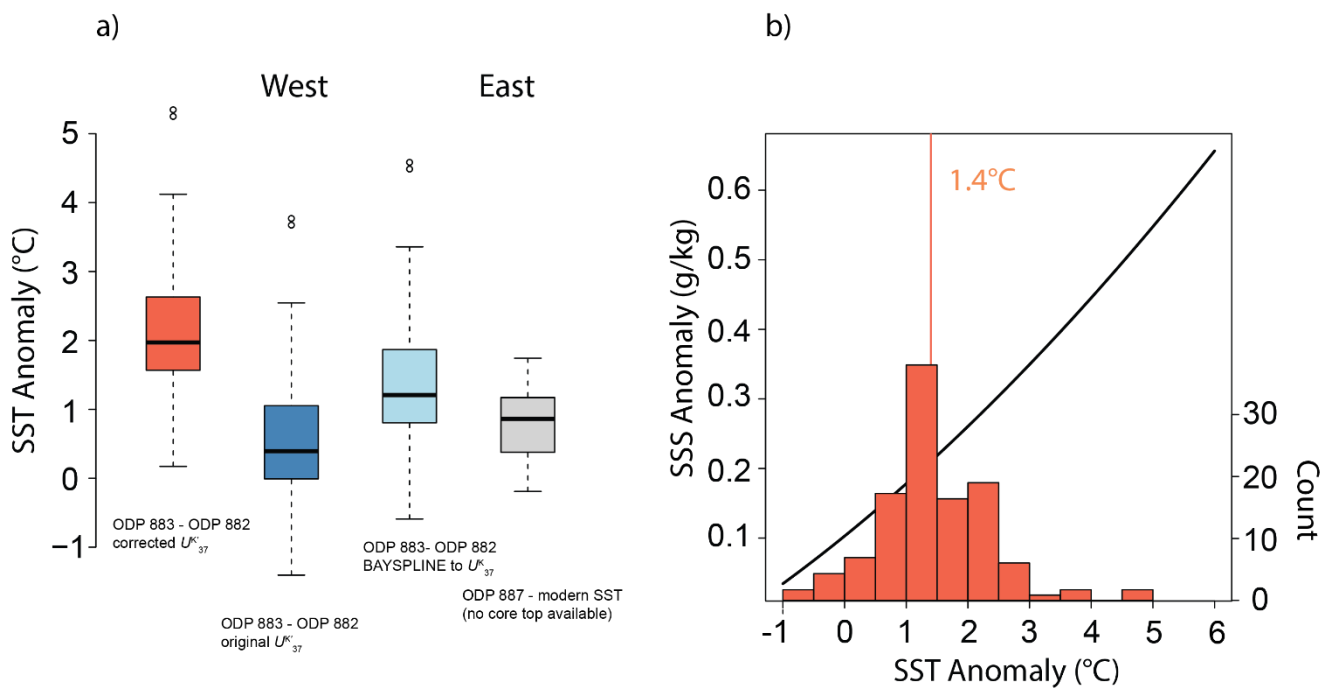
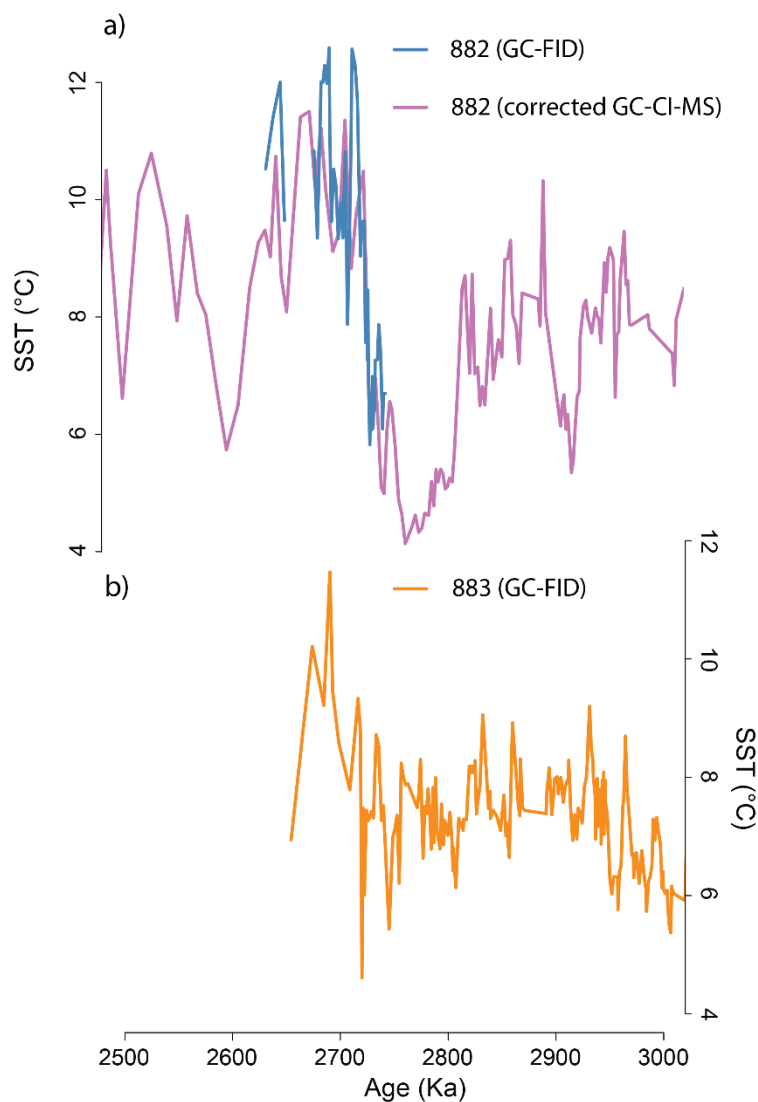


Figure 7: effect of the proposed correction to the ODP Site 882 GC-CI-MS alkenone dataset on the inferred changes in the east-to-west SST gradient in the subarctic North Pacific during the mid-Piacenzian Warm Period. (a) effect of the proposed temperature correction on the reconstructed zonal warming in the subarctic North Pacific. (b) relationship between sea surface salinity (SSS) and SST anomalies when holding surface water density constant

calculated from TEOS-10 (Feistel, 2018; McDougall and Barker, 2011). **Histogram shows the distribution of median mid-Piacenzian SST anomalies from ODP Site 883.**



345 **Figure 8: Alkenone-derived SSTs around the 2.7 Ma interval at ODP Sites 882 and 883. a) SSTs at ODP Site 882. b) SSTs at ODP Site 883.**

3.5 Implications for regional paleoclimate data-model comparisons

The zonally asymmetric warming that we observe in subarctic North Pacific alkenone SST records is reproduced by the PlioMIP2 multi-model mean (Haywood et al., 2020; Fig. 9). Notably, the warming pattern observed in the PlioMIP2 multi-

model mean is consistent with a northwards expansion of the Kurishiro Extension (Sugimoto and Hanawa, 2010; Wang and
 350 Wu, 2019). This contrasts with the removal of this zonally asymmetric warming feature from some, but not all, data
 assimilation and reduced space reconstructions of late Pliocene SST patterns (cf., Annan et al., 2024; Tierney et al., 2019,
 2025b). We suspect that this difference is due to the previously unrecognized reporting errors and uncertainties in the ODP
 Site 882 GC-CI-MS alkenone dataset and hypothesize that zonally asymmetric warming in the subarctic North Pacific will be
 a feature of future mid-Piacenzian data assimilation products that incorporate the corrected dataset proposed here (uncertainties
 355 shown in Fig. 9c vs. d).

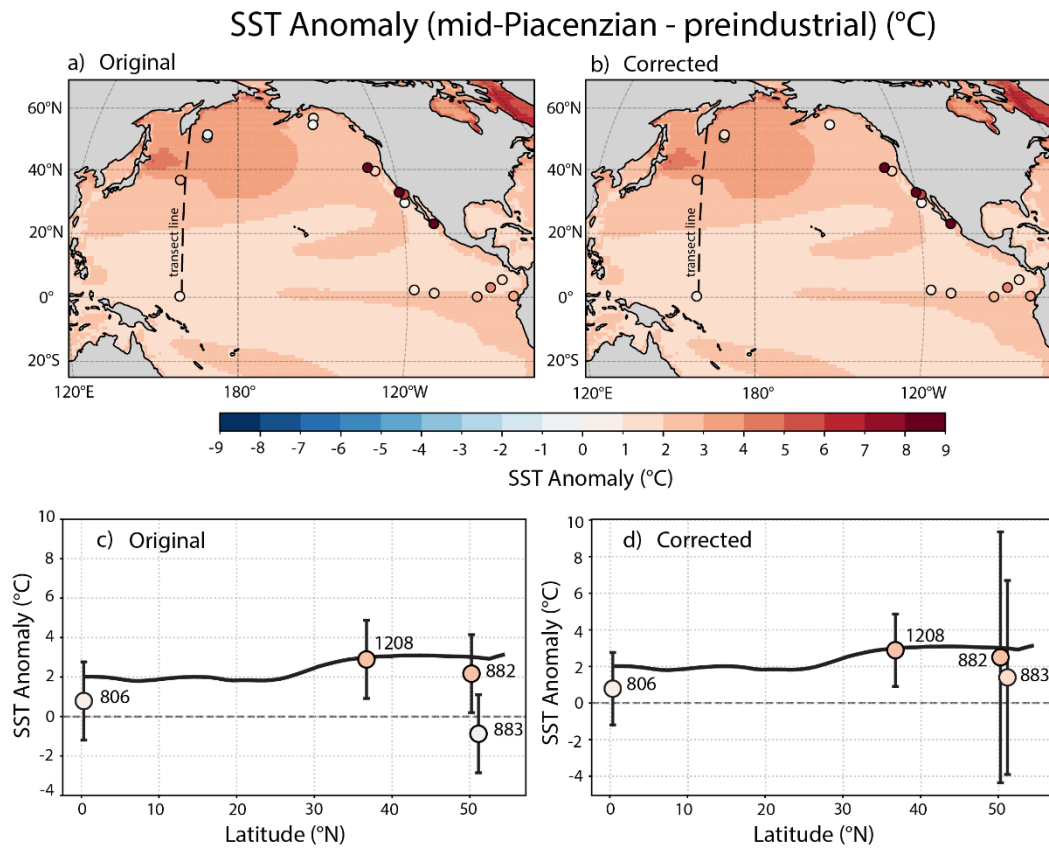


Figure 9: comparison between mid-Piacenzian subpolar North Pacific alkenone SST anomalies and mean annual SST anomalies from the PlioMIP2 multi-model ensemble (Haywood et al., 2020). a) data-model comparison (cf., Brennan et al., 2022; Tierney et al., 2019). b) data-model comparison with the corrected record. c) mean and uncertainty of the SST anomalies along 160°E in the North Pacific. d) mean and uncertainty of the SST anomalies along 160°E in the North Pacific, accounting for the additional analytical uncertainties in the ODP Site 882 record. Note the increase in ODP Site 883 uncertainty also due to using the Site 882 core top in the anomaly calculation. In both c and d, the black line is the multi-model ensemble mean along the transect line in a and b.

4 Conclusions

365 Here, we identified two previously unrecognized sources of uncertainty in the alkenone SST record measured by GC-CI-MS
from ODP Site 882 (Haug, 1995): (1) the misreporting of $U^{K'}_{37}$ values in the electronic data archive as $U^{K'}_{37}$
(<https://doi.org/10.1594/PANGAEA.315092>) and (2) analytical uncertainties inherent to the different relationships between
analyte concentration and instrument response on GC-CI-MS vs. GC-FID (Chaler et al., 2000, 2003; Hefter, 2008). As an
alternative to the original data, we offer a corrected dataset that accounts for the additional uncertainties in the GC-CI-MS
370 ODP Site 882 SST estimates. The corrected ODP Site 882 alkenone SST record has qualitatively similar trends to the data
reported in the original studies (Haug, 1995; Haug et al., 2005; Martínez-García et al., 2010). Therefore, the correction does
not affect the main conclusions of those studies. However, the absolute SSTs and their uncertainties show a substantial offset.
The corrected record clarifies both the magnitude and, particularly for the mid-Piacenzian Warm Period, the zonal pattern of
warming in the subarctic North Pacific in the late Neogene. The data suggest greater warming in the western subarctic North
375 Pacific compared to the east, which is consistent with a northwards shifted Aleutian Low and Kuroshio Extension. Importantly,
these geologic observations are consistent with SSTs simulated by PlioMIP2, which underscores the need for the careful
evaluation of paleo SST estimates when assessing climate model simulations with geologic data. We recommend that future
studies aiming to assess the accuracy of Earth System Model simulations of Pliocene climate be cognizant of the complex
offset and uncertainties in the absolute SST estimates and magnitude of SST change reported at ODP Site 882.

380 Our findings underscore the need for careful evaluation of the datasets incorporated into paleoclimate data-model comparison
exercises (Fig. 9). The advantages of the GC-CI-MS technique in both sensitivity and selectivity can be particularly useful in
samples with trace alkenone abundances or complex chromatographic backgrounds. In these cases, we emphasize the need for
instrument-specific calibrations to calculate GC-FID-equivalent $U^{K'}_{37}$ values from GC-CI-MS measurements so that the data
produced in these instances can be used in future paleoclimate data-model comparisons. Limiting data-model comparisons to
385 alkenone datasets produced by GC-FID, or with GC-FID-equivalent $U^{K'}_{37}$ values, will ensure that the proxy data under
consideration are intercomparable.

5 Data Availability

The corrected ODP Site 882 alkenone sea surface temperature record is available on Zenodo:
<https://zenodo.org/records/18883167?preview=1&token=eyJhbGciOiJIUzUxMiJ9.eyJpZCI6IjM1NjUxOWFiLTlkNzItNGE2Ny1iNTU1LTcwNWZlMzQ4ZDUxMCI9ImRhdGEiOnt9LCJyYW5kb20iOiJmZTJjNGUwNDE4MTU1MGNmN2VhYW44ZjAzZTMzYjY4NSJ9.cTMIU6j1N8ffnmox9oKz5beD8B1uG48rEcJ-5kbgTJT3zzgIv9rOyUf5TmSM9q5PCPq5iM7a-TmM-t5fUfxJcA>.
390

6 Author Contributions

JBN designed and carried out the data analysis. RPCG measured alkenones at ODP Site 883. AMG measured alkenones by GC-FID at ODP Site 882. TDH and HJD obtained funding support. JBN wrote the original manuscript draft. JBN, RPCG, TDH, HJD, and AMG edited the final manuscript.

7 Competing Interests

The authors declare that they have no competing interests.

8 Acknowledgements

This research used data generated from samples provided by the International Ocean Discovery Program (IODP). This work was funded by the National Science Foundation through grants 1545859 (TDH), 1459280 (TDH), and 1602331 (TDH) and the U.S. Geological Survey Ecosystems Land Change Science Program (HJD). AMG acknowledges funding from the Max Planck Society. We thank Gerald H. Haug for fruitful discussions that improved the manuscript. Any use of trade, firm, or product names is for descriptive purposes only and does not imply endorsement by the U.S. Government.

405

References

- Abell, J. T., Winckler, G., Anderson, R. F., and Herbert, T. D.: Poleward and weakened westerlies during Pliocene warmth, *Nature*, 589, 70–75, <https://doi.org/10.1038/s41586-020-03062-1>, 2021.
- Annan, J. D., Hargreaves, J. C., Mauritsen, T., McClymont, E., and Ho, S. L.: Can we reliably reconstruct the mid-Pliocene Warm Period with sparse data and uncertain models?, *Climate of the Past*, 20, 1989–1999, <https://doi.org/10.5194/cp-20-1989-2024>, 2024.
- Banzon, V., Smith, T. M., Liu, C., and Hankins, W.: A long-term record of blended satellite and in situ sea surface temperature for climate monitoring, modeling and environmental studies, *Earth System Science Data Discussions*, 1–13, <https://doi.org/10.5194/essd-2015-44>, 2016.
- Bendle, J. and Rosell-Melé, A.: Distributions of U_{37}^K and $U_{37}^{K'}$ in the surface waters and sediments of the Nordic Seas: Implications for paleoceanography, *Geochemistry, Geophysics, Geosystems*, 5, 1–19, <https://doi.org/10.1029/2004GC000741>, 2004.

- Brassell, S. C., Eglinton, G., Marlowe, I. T., Pflaumann, U., and Sarntheim, M.: Molecular stratigraphy: A new tool for climatic assessment, *Nature*, 320, 129–133, <https://doi.org/10.1038/320129a0>, 1986.
- 420 Brennan, P. R., Bhattacharya, T., Feng, R., Tierney, J. E., and Jorgensen, E. M.: Patterns and Mechanisms of Northeast Pacific Temperature Response to Pliocene Boundary Conditions, *Paleoceanogr. Paleoclimatol.*, 37, <https://doi.org/10.1029/2021PA004370>, 2022.
- Burls, N. J., Fedorov, A. V., Sigman, D. M., Jaccard, S. L., Tiedemann, R., and Haug, G. H.: Active Pacific meridional overturning circulation (PMOC) during the warm Pliocene, *Sci. Adv.*, 3, 1–13, <https://doi.org/10.1126/sciadv.1700156>, 2017.
- 425 Burls, N. J., Bradshaw, C. D., De Boer, A. M., Herold, N., Huber, M., Pound, M., Donnadieu, Y., Farnsworth, A., Frigola, A., Gasson, E., von der Heydt, A. S., Hutchinson, D. K., Knorr, G., Lawrence, K. T., Lear, C. H., Li, X., Lohmann, G., Lunt, D. J., Marzocchi, A., Prange, M., Riihimaki, C. A., Sarr, A. C., Siler, N., and Zhang, Z.: Simulating Miocene Warmth: Insights From an Opportunistic Multi-Model Ensemble (MioMIP1), *Paleoceanogr. Paleoclimatol.*, 36, 1–40, <https://doi.org/10.1029/2020PA004054>, 2021.
- 430 Chaler, R., Grimalt, J. O., Pelejero, C., and Calvo, E.: Sensitivity Effects in $U^{K'}_{37}$ Paleotemperature Estimation by Chemical Ionization Mass Spectrometry, *Anal. Chem.*, 72, 5892–5897, <https://doi.org/10.1021/ac001014q>, 2000.
- Chaler, R., Villanueva, J., and Grimalt, J. O.: Non-linear effects in the determination of paleotemperature $U^{K'}_{37}$ alkenone ratios by chemical ionization mass spectrometry, *J. Chromatogr. A*, 1012, 87–93, [https://doi.org/10.1016/S0021-9673\(03\)01188-9](https://doi.org/10.1016/S0021-9673(03)01188-9), 2003.
- 435 Clark, P. U., Shakun, J. D., Rosenthal, Y., Köhler, P., and Bartlein, P. J.: Global and regional temperature change over the past 4.5 million years, *Science (1979)*, 383, 884–890, <https://doi.org/10.1126/science.adi1908>, 2024.
- Clark, P. U., Shakun, J. D., Rosenthal, Y., Pollard, D., Hostetler, S. W., Köhler, P., Bartlein, P. J., Gregory, J. M., Zhu, C., Schrag, D. P., Liu, Z., and Piasias, N. G.: Global mean sea level over the past 4.5 million years, *Science (1979)*, 390, <https://doi.org/10.1126/science.adv8389>, 2025.
- 440 Conte, M. H., Sicre, M. A., Rühlemann, C., Weber, J. C., Schulte, S., Schulz-Bull, D., and Blanz, T.: Global temperature calibration of the alkenone unsaturation index ($U^{K'}_{37}$) in surface waters and comparison with surface sediments, *Geochemistry, Geophysics, Geosystems*, 7, <https://doi.org/10.1029/2005GC001054>, 2006.
- van Dommelen, N., McNally, C., and Herbert, T. D.: Plio-Pleistocene Evolution of the Benguela and Agulhas Currents, *Paleoceanogr. Paleoclimatol.*, 41, <https://doi.org/10.1029/2024PA004960>, 2026.

- 445 Dowsett, H. J., Robinson, M. M., Foley, K. M., and Herbert, T. D.: PRISM late Pliocene (Piacenzian) alkenone-derived SST data, US Geological Survey (USGS) Data Release, 378, 2017.
- Durham, E., Maslin, M., Platzman, E., Rosell-Melé, A., Marlow, J., Leng, M., Lowry, D., and Burns, S.: Reconstructing the climatic history of the western coast of Africa over the past 1.5 m.y.: a comparison of proxy records from the Congo Basin and the Walvis Ridge and the search for evidence of the mid-Pleistocene revolution, in: Proceedings of the Ocean Drilling
450 Program, Scientific Results, vol. 175, edited by: Wefer, G., Berger, W. H., and Richter, C., 1–46, 2001.
- Feistel, R.: Thermodynamic properties of seawater, ice and humid air: TEOS-10, before and beyond, *Ocean Science*, 14, 471–502, <https://doi.org/10.5194/os-14-471-2018>, 2018.
- Ford, H. L., Burls, N. J., Jacobs, P., Jahn, A., Caballero-Gill, R. P., Hodell, D. A., and Fedorov, A. V: Sustained mid-Pliocene warmth led to deep water formation in the North Pacific, *Nat. Geosci.*, 15, 658–663, <https://doi.org/10.1038/s41561-022-00978-3>, 2022.
455
- Harada, N., Katsuki, K., Nakagawa, M., Matsumoto, A., Seki, O., Addison, J. A., Finney, B. P., and Sato, M.: Holocene sea surface temperature and sea ice extent in the Okhotsk and Bering Seas, *Prog. Oceanogr.*, 126, 242–253, <https://doi.org/10.1016/j.pocean.2014.04.017>, 2014.
- Haug, G. H.: Zur Paläo-Ozeanographie und Sedimentationsgeschichte im Nordwest-Pazifik während der letzten 6 Millionen
460 Jahre (ODP-Site 882), Ph.D., Christian-Albrechts-Universität zu Kiel, Kiel, 1995.
- Haug, G. H. and Sarnthein, M.: U^{K}_{37} , Sea surface temperature and pigment data of ODP Site 145-882, <https://doi.org/10.1594/PANGAEA.315092>, 2005.
- Haug, G. H., Ganopolski, A., Sigman, D. M., Rosell-Mele, A., Swann, G. E. A., Tiedemann, R., Jaccard, S. L., Bollmann, J., Maslin, M. A., Leng, M. J., and Eglinton, G.: North Pacific seasonality and the glaciation of North America 2.7 million years
465 ago, *Nature*, 433, 821–825, <https://doi.org/10.1038/nature03332>, 2005.
- Haywood, A. M., Dowsett, H. J., and Dolan, A. M.: Integrating geological archives and climate models for the mid-Pliocene warm period, *Nat. Commun.*, 7, <https://doi.org/10.1038/ncomms10646>, 2016.
- Haywood, A. M., Tindall, J. C., Dowsett, H. J., Dolan, A. M., Foley, K. M., Hunter, S. J., Hill, D. J., Chan, W. Le, Abe-Ouchi, A., Stepanek, C., Lohmann, G., Chandan, D., Richard Peltier, W., Tan, N., Contoux, C., Ramstein, G., Li, X., Zhang, Z., Guo, C., Nisancioglu, K. H., Zhang, Q., Li, Q., Kamae, Y., Chandler, M. A., Sohl, L. E., Otto-Bliesner, B. L., Feng, R., Brady, E. C., Von Der Heydt, A. S., Baatsen, M. L. J., and Lunt, D. J.: The Pliocene Model Intercomparison Project Phase 2: Large-

- scale climate features and climate sensitivity, *Climate of the Past*, 16, 2095–2123, <https://doi.org/10.5194/cp-16-2095-2020>, 2020.
- 475 Hefter, J.: Analysis of Alkenone Unsaturation Indices with Fast Gas Chromatography/Time-of-Flight Mass Spectrometry, *Anal. Chem.*, 80, 2161–2170, <https://doi.org/10.1021/ac702194m>, 2008.
- Herbert, T. D.: Alkenone Paleotemperature Determinations, *Treatise on Geochemistry*, 6–9, 391–432, <https://doi.org/10.1016/B0-08-043751-6/06115-6>, 2003.
- Herbert, T. D., Lawrence, K. T., Tzanova, A., Peterson, L. C., Caballero-Gill, R., and Kelly, C. S.: Late Miocene global cooling and the rise of modern ecosystems, *Nat. Geosci.*, 9, 843–847, <https://doi.org/10.1038/ngeo2813>, 2016.
- 480 Ho, S. L., Mollenhauer, G., Lamy, F., Martínez-garcía, A., Mohtadi, M., Gersonde, R., Hebbeln, D., Nunez-ricardo, S., Rosell-melé, A., and Tiedemann, R.: Sea surface temperature variability in the Pacific sector of the Southern Ocean over the past 700 kyr, *Paleoceanography*, 27, 1–16, <https://doi.org/10.1029/2012PA002317>, 2012.
- Huber, M. and Caballero, R.: The early Eocene equable climate problem revisited, *Climate of the Past*, 7, 603–633, <https://doi.org/10.5194/cp-7-603-2011>, 2011.
- 485 Judd, E. J., Tierney, J. E., Huber, B. T., Wing, S. L., Lunt, D. J., Ford, H. L., Inglis, G. N., McClymont, E. L., O’Brien, C. L., Rattanasriampaipong, R., Si, W., Staitis, M. L., Thirumalai, K., Anagnostou, E., Cramwinckel, M. J., Dawson, R. R., Evans, D., Gray, W. R., Grossman, E. L., Henahan, M. J., Hupp, B. N., MacLeod, K. G., O’Connor, L. K., Sánchez Montes, M. L., Song, H., and Zhang, Y. G.: The PhanSST global database of Phanerozoic sea surface temperature proxy data, *Sci. Data*, 9, 753, <https://doi.org/10.1038/s41597-022-01826-0>, 2022.
- 490 Li, X., Jiang, D., Zhang, Z., Zhang, R., Tian, Z., and Yan, Q.: Mid-Pliocene westerlies from PlioMIP simulations, *Adv. Atmos. Sci.*, 32, 909–923, <https://doi.org/10.1007/s00376-014-4171-7>, 2015.
- Liao, S. and Huang, Y.: Group 2i Isochrysidales flourishes at exceedingly low growth temperatures (0 to 6 °C), *Org. Geochem.*, 174, 104512, <https://doi.org/10.1016/j.orggeochem.2022.104512>, 2022.
- 495 Liao, S., Wang, K. J., and Huang, Y.: Unusually high production of C_{37:4} alkenone by an Arctic *Gephyrocapsa huxleyi* strain grown under nutrient-replete conditions, *Org. Geochem.*, 177, 104539, <https://doi.org/10.1016/j.orggeochem.2022.104539>, 2023.

- Longo, W. M., Dillon, J. T., Tarozo, R., Salacup, J. M., and Huang, Y.: Unprecedented separation of long chain alkenones from gas chromatography with a poly(trifluoropropylmethylsiloxane) stationary phase, *Org. Geochem.*, 65, 94–102, <https://doi.org/10.1016/j.orggeochem.2013.10.011>, 2013.
- 500 Madureira, L. A. S., van Kreveld, S. A., Eglinton, G., Conte, M. H., Ganssen, G., van Hinte, J. E., and Ottens, J. J.: Late Quaternary high-resolution biomarker and other sedimentary climate proxies in a Northeast Atlantic Core, *Paleoceanography*, 12, 255–269, <https://doi.org/10.1029/96PA03120>, 1997.
- Marlowe, I. T., Brassell, S. C., Eglinton, G., and Green, J. C.: Long chain unsaturated ketones and esters in living algae and marine sediments, *Org. Geochem.*, 6, 135–141, 1984.
- 505 Marlowe, I. T., Brassell, S. C., Eglinton, G., and Green, J. C.: Long-chain alkenones and alkyl alkenoates and the fossil coccolith record of marine sediments, *Chem. Geol.*, 88, 349–375, [https://doi.org/10.1016/0009-2541\(90\)90098-R](https://doi.org/10.1016/0009-2541(90)90098-R), 1990.
- Martínez-García, A., Rosell-Melé, A., McClymont, E. L., Gersonde, R., and Haug, G. H.: Subpolar Link to the Emergence of the Modern Equatorial Pacific Cold Tongue, *Science (1979)*, 328, 1550–1553, <https://doi.org/10.1126/science.1184480>, 2010.
- Martinez-Garcia, A., Rosell-Melé, A., McClymont, E. L., Gersonde, R., and Haug, G. H.: (Table S3) Sea surface temperature and relative abundance of C_{37:4} alkenone in ODP Site 145-882, PANGAEA, <https://doi.org/10.1594/PANGAEA.771707>, 2010.
- 510 Max, L., Lembke-Jene, L., Zou, J., Shi, X., and Tiedemann, R.: Evaluation of reconstructed sea surface temperatures based on $U^{K'}_{37}$ from sediment surface samples of the North Pacific, *Quat. Sci. Rev.*, 243, 106496, <https://doi.org/10.1016/j.quascirev.2020.106496>, 2020.
- McClymont, E. L. and Rosell-Melé, A.: Links between the onset of modern Walker circulation and the mid-Pleistocene climate transition, *Geology*, 33, 389, <https://doi.org/10.1130/G21292.1>, 2005.
- 515 McClymont, E. L., Rosell-Melé, A., Haug, G. H., and Lloyd, J. M.: Expansion of subarctic water masses in the North Atlantic and Pacific oceans and implications for mid-Pleistocene ice sheet growth, *Paleoceanography*, 23, <https://doi.org/10.1029/2008PA001622>, 2008.
- McDougall, T. J. and Barker, P. M.: Getting started with TEOS-10 and the Gibbs Seawater (GSW) oceanographic toolbox, *Scor/iapso WG*, 127, 1–28, 2011.
- 520 Müller, P. J., Kirst, G., Ruhland, G., Von Storch, I., and Rosell-Melé, A.: Calibration of the alkenone paleotemperature index $U^{K'}_{37}$ based on core-tops from the eastern South Atlantic and the global ocean (60°N–60°S), *Geochim. Cosmochim. Acta*, 62, 1757–1772, [https://doi.org/10.1016/S0016-7037\(98\)00097-0](https://doi.org/10.1016/S0016-7037(98)00097-0), 1998.

- Novak, J., Mcgrath, S. M., Wang, K. J., Liao, S., Steven, C., Kuhnt, W., and Huang, Y.: $U^{K'}_{38}$ ME Expands the Linear Dynamic Range of the Alkenone Sea Surface Temperature Proxy, *Geochim. Cosmochim. Acta*, <https://doi.org/10.1016/j.gca.2022.04.021>, 2022.
- Novak, J. B., Caballero-Gill, R. P., Rose, R. M., Herbert, T. D., and Dowsett, H. J.: Isotopic evidence against North Pacific Deep Water formation during late Pliocene warmth, *Nat. Geosci.*, *17*, 795–802, <https://doi.org/10.1038/s41561-024-01500-7>, 2024.
- 530 Novak, J. B., Prokopenko, A. A., Tarasov, P. E., Russell, J. M., Lindemuth, E. R., Shichi, K., Kashiwaya, K., Peck, J., Vachula, R. S., Swann, G. E. A., and Polissar, P. J.: Early Pleistocene ecosystem turnover in South Siberia linked to abrupt regional cooling, *Nat. Geosci.*, <https://doi.org/10.1038/s41561-025-01914-x>, 2026.
- Osman, M. B., Tierney, J. E., Zhu, J., Tardif, R., Hakim, G. J., King, J., and Poulsen, C. J.: Globally resolved surface temperatures since the Last Glacial Maximum, *Nature*, *599*, 239–244, <https://doi.org/10.1038/s41586-021-03984-4>, 2021.
- 535 Park, Y.-H., Yoon, J.-H., Youn, Y.-H., and Vivier, F.: Recent Warming in the Western North Pacific in Relation to Rapid Changes in the Atmospheric Circulation of the Siberian High and Aleutian Low Systems*, *J. Clim.*, *25*, 3476–3493, <https://doi.org/10.1175/2011JCLI4142.1>, 2012.
- Prahl, F. G. and Wakeham, S. G.: Calibration of unsaturation patterns in long-chain ketone compositions for palaeotemperature assessment, *Nature*, *330*, 367–369, 1987.
- 540 Prahl, F. G., Rontani, J. F., Zabeti, N., Walinsky, S. E., and Sparrow, M. A.: Systematic pattern in $U^{K'}_{37}$ - Temperature residuals for surface sediments from high latitude and other oceanographic settings, *Geochim. Cosmochim. Acta*, *74*, 131–143, <https://doi.org/10.1016/j.gca.2009.09.027>, 2010.
- Rea, D. K., Basov, I. A., Janecek, T. R., Palmer-Julson, A., and Shipboard Scientific, P.: Initial report: Site 882, in: Proceedings of the Ocean Drilling Program|145 Initial Reports, Ocean Drilling Program, <https://doi.org/10.2973/odp.proc.ir.145.106.1993>,
545 1993a.
- Rea, D. K., Basov, I. A., Janecek, T. R., Palmer-Julson, A., and Party, S. S.: Initial report: Site 883, Proceedings of the Ocean Drilling Program, Initial Reports, 145, 1993b.
- Roberts, J., McCave, I. N., McClymont, E. L., Kender, S., Hillenbrand, C.-D., Matano, R., Hodell, D. A., and Peck, V. L.: Deglacial changes in flow and frontal structure through the Drake Passage, *Earth Planet. Sci. Lett.*, *474*, 397–408,
550 <https://doi.org/10.1016/j.epsl.2017.07.004>, 2017.

- Rosell-Melé, A.: Interhemispheric appraisal of the value of alkenone indices as temperature and salinity proxies in high-latitude locations, *Paleoceanography*, 13, 694–703, <https://doi.org/10.1029/98PA02355>, 1998.
- Rosell-Melé, A., Eglinton, G., Pflaumann, U., and Sarnthein, M.: Atlantic core-top calibration of the $U^{K_{37}}$ index as a sea-surface palaeotemperature indicator, *Geochim. Cosmochim. Acta*, 59, 3099–3107, [https://doi.org/10.1016/0016-5557037\(95\)00199-A](https://doi.org/10.1016/0016-5557037(95)00199-A), 1995.
- Rosell-Mele, A., Carter, J. F., Parry, A. T., and Eglintont, G.: Determination of the $U^{K_{37}}$ Index in Geological Samples, *Anal. Chem*, 1283–1289 pp., 1995.
- Rosell-Melé, A., Bard, E., Emeis, K. -C., Grimalt, J. O., Müller, P., Schneider, R., Bouloubassi, I., Epstein, B., Fahl, K., Fluegge, A., Freeman, K., Goñi, M., Güntner, U., Hartz, D., Hellebust, S., Herbert, T., Ikehara, M., Ishiwatari, R., Kawamura, K., Kenig, F., de Leeuw, J., Lehman, S., Mejanelle, L., Ohkouchi, N., Pancost, R. D., Pelejero, C., Prahl, F., Quinn, J., Rontani, J. -F., Rostek, F., Rullkötter, J., Sachs, J., Blanz, T., Sawada, K., Schulz-Bull, D., Sikes, E., Sonzogni, C., Ternois, Y., Versteegh, G., Volkman, J. K., and Wakeham, S.: Precision of the current methods to measure the alkenone proxy $U^{K_{37}}$ and absolute alkenone abundance in sediments: Results of an interlaboratory comparison study, *Geochemistry, Geophysics, Geosystems*, 2, <https://doi.org/10.1029/2000GC000141>, 2001.
- 565 Rostek, F., Ruhlandt, G., Bassinot, F. C., Muller, P. J., Labeyrie, L. D., Lancelot, Y., and Bard, E.: Reconstructing sea surface temperature and salinity using $\delta^{18}\text{O}$ and alkenone records, *Nature*, 364, 319–321, <https://doi.org/10.1038/364319a0>, 1993.
- Sánchez-Montes, M. L., McClymont, E. L., Lloyd, J. M., Müller, J., Cowan, E. A., and Zorzi, C.: Late Pliocene Cordilleran Ice Sheet development with warm northeast Pacific sea surface temperatures, *Climate of the Past*, 16, 299–313, <https://doi.org/10.5194/cp-16-299-2020>, 2020.
- 570 Sikes, E. L., Farrington, J. W., and Keigwin, L. D.: Use of the alkenone unsaturation ratio $U^{K_{37}}$ to determine past sea surface temperatures: core-top SST calibrations and methodology considerations, *Earth Planet. Sci. Lett.*, 104, 36–47, [https://doi.org/10.1016/0012-821X\(91\)90235-A](https://doi.org/10.1016/0012-821X(91)90235-A), 1991.
- 575 Studer, A. S., Martínez-García, A., Jaccard, S. L., Girault, F. E., Sigman, D. M., and Haug, G. H.: Enhanced stratification and seasonality in the Subarctic Pacific upon Northern Hemisphere Glaciation-New evidence from diatom-bound nitrogen isotopes, alkenones and archaeal tetraethers, *Earth Planet. Sci. Lett.*, 351–352, 84–94, <https://doi.org/10.1016/j.epsl.2012.07.029>, 2012.
- Sugimoto, S. and Hanawa, K.: Impact of Aleutian Low activity on the STMW formation in the Kuroshio recirculation gyre region, *Geophys. Res. Lett.*, 37, <https://doi.org/10.1029/2009GL041795>, 2010.

- Talley, L. D.: Distribution and Formation of North Pacific Intermediate Water, *American Meteorological Society*, 23, 517–580 537, 1993.
- Tierney, J. E. and Tingley, M. P.: BAYSPLINE: A New Calibration for the Alkenone Paleothermometer, *Paleoceanogr. Paleoclimatol.*, 33, 281–301, <https://doi.org/10.1002/2017PA003201>, 2018.
- Tierney, J. E., Haywood, A. M., Feng, R., Bhattacharya, T., and Otto-Bliesner, B. L.: Pliocene Warmth Consistent With Greenhouse Gas Forcing, *Geophys. Res. Lett.*, 46, 9136–9144, <https://doi.org/10.1029/2019GL083802>, 2019.
- 585 Tierney, J. E., Poulsen, C. J., Montañez, I. P., Bhattacharya, T., Feng, R., Ford, H. L., Hönisch, B., Inglis, G. N., Petersen, S. V., Sagoo, N., Tabor, C. R., Thirumalai, K., Zhu, J., Burls, N. J., Foster, G. L., Goddérís, Y., Huber, B. T., Ivany, L. C., Kirtland Turner, S., Lunt, D. J., McElwain, J. C., Mills, B. J. W., Otto-Bliesner, B. L., Ridgwell, A., and Zhang, Y. G.: Past climates inform our future, *Science* (1979)., 370, <https://doi.org/10.1126/science.aay3701>, 2020.
- Tierney, J. E., Judd, E. J., Osman, M. B., King, J. M., Truax, O. J., Steiger, N. J., Amrhein, D. E., and Anchukaitis, K. J.: 590 Advances in Paleoclimate Data Assimilation, *Annu. Rev. Earth Planet. Sci.*, 53, 625–650, <https://doi.org/10.1146/annurev-earth-032320-064209>, 2025a.
- Tierney, J. E., King, J., Osman, M. B., Abell, J. T., Burls, N. J., Erfani, E., Cooper, V. T., and Feng, R.: Pliocene Warmth and Patterns of Climate Change Inferred From Paleoclimate Data Assimilation, *AGU Advances*, 6, <https://doi.org/10.1029/2024AV001356>, 2025b.
- 595 Villanueva, J. and Grimalt, J. O.: Pitfalls in the chromatographic determination of the alkenone U37k index for paleotemperature estimation, *J. Chromatogr. A*, 723, 285–291, [https://doi.org/10.1016/0021-9673\(95\)00471-8](https://doi.org/10.1016/0021-9673(95)00471-8), 1996.
- Villanueva, J. and Grimalt, J. O.: Gas Chromatographic Tuning of the $U^{K'}_{37}$ Paleothermometer, *Anal. Chem.*, 69, 3329–3332, <https://doi.org/10.1021/ac9700383>, 1997.
- Villanueva, J., Pelejero, C., and Grimalt, J. O.: Clean-up procedures for the unbiased estimation of C_{37} alkenone sea surface 600 temperatures and terrigenous *n*-alkane inputs in paleoceanography, *J. Chromatogr. A*, 757, 145–151, [https://doi.org/10.1016/S0021-9673\(96\)00669-3](https://doi.org/10.1016/S0021-9673(96)00669-3), 1997.
- Wakita, M., Watanabe, S., Murata, A., Tsurushima, N., and Honda, M.: Decadal change of dissolved inorganic carbon in the subarctic western North Pacific Ocean, *Tellus B: Chemical and Physical Meteorology*, 62, 608, <https://doi.org/10.1111/j.1600-0889.2010.00476.x>, 2010.

605 Wang, K. J., Huang, Y., Majaneva, M., Belt, S. T., Liao, S., Novak, J., Kartzinel, T. R., Herbert, T. D., Richter, N., and Cabedo-
sanz, P.: Group 2i Isochrysidales produce characteristic alkenones reflecting sea ice distribution, *Nat. Commun.*, 1–10,
<https://doi.org/10.1038/s41467-020-20187-z>, 2021.

Wang, K. J., Huang, Y., Kartzinel, T., Majaneva, M., Richter, N., Liao, S., Andresen, C. S., and Vermassen, F.: Group 2i
Isochrysidales thrive in marine and lacustrine systems with ice cover, *Sci. Rep.*, 14, 11449, [https://doi.org/10.1038/s41598-
610 024-62162-4](https://doi.org/10.1038/s41598-024-62162-4), 2024.

Wang, Y.-L. and Wu, C.-R.: Enhanced Warming and Intensification of the Kuroshio Extension, 1999–2013, *Remote Sens.*
(Basel), 11, 101, <https://doi.org/10.3390/rs11010101>, 2019.

Weaver, P. P. E., Chapman, M. R., Eglinton, G., Zhao, M., Rutledge, D., and Read, G.: Combined coccolith, foraminiferal,
and biomarker reconstruction of paleoceanographic conditions over the past 120 kyr in the northern North Atlantic (59°N,
615 23°W), *Paleoceanography*, 14, 336–349, <https://doi.org/10.1029/1999PA900009>, 1999.

Yamamoto, M. and Kobayashi, D.: Surface ocean cooling in the subarctic North Pacific during the late Pliocene suggests an
atmospheric reorganization prior to extensive Northern Hemisphere glaciation, *Deep Sea Research Part II: Topical Studies in
Oceanography*, 125–126, 177–183, <https://doi.org/10.1016/j.dsr2.2015.03.005>, 2016.

Zheng, Y., Tarozo, R., and Huang, Y.: Optimizing chromatographic resolution for simultaneous quantification of long chain
620 alkenones, alkenoates and their double bond positional isomers, *Org. Geochem.*, 111, 136–143,
<https://doi.org/10.1016/j.orggeochem.2017.06.013>, 2017.

Zhou, G.: Atmospheric Response to Sea Surface Temperature Anomalies in the Mid-latitude Oceans: A Brief Review,
Atmosphere-Ocean, 57, 319–328, <https://doi.org/10.1080/07055900.2019.1702499>, 2019.