Figure S1. Concordia diagrams of PLES535 results by laboratory.

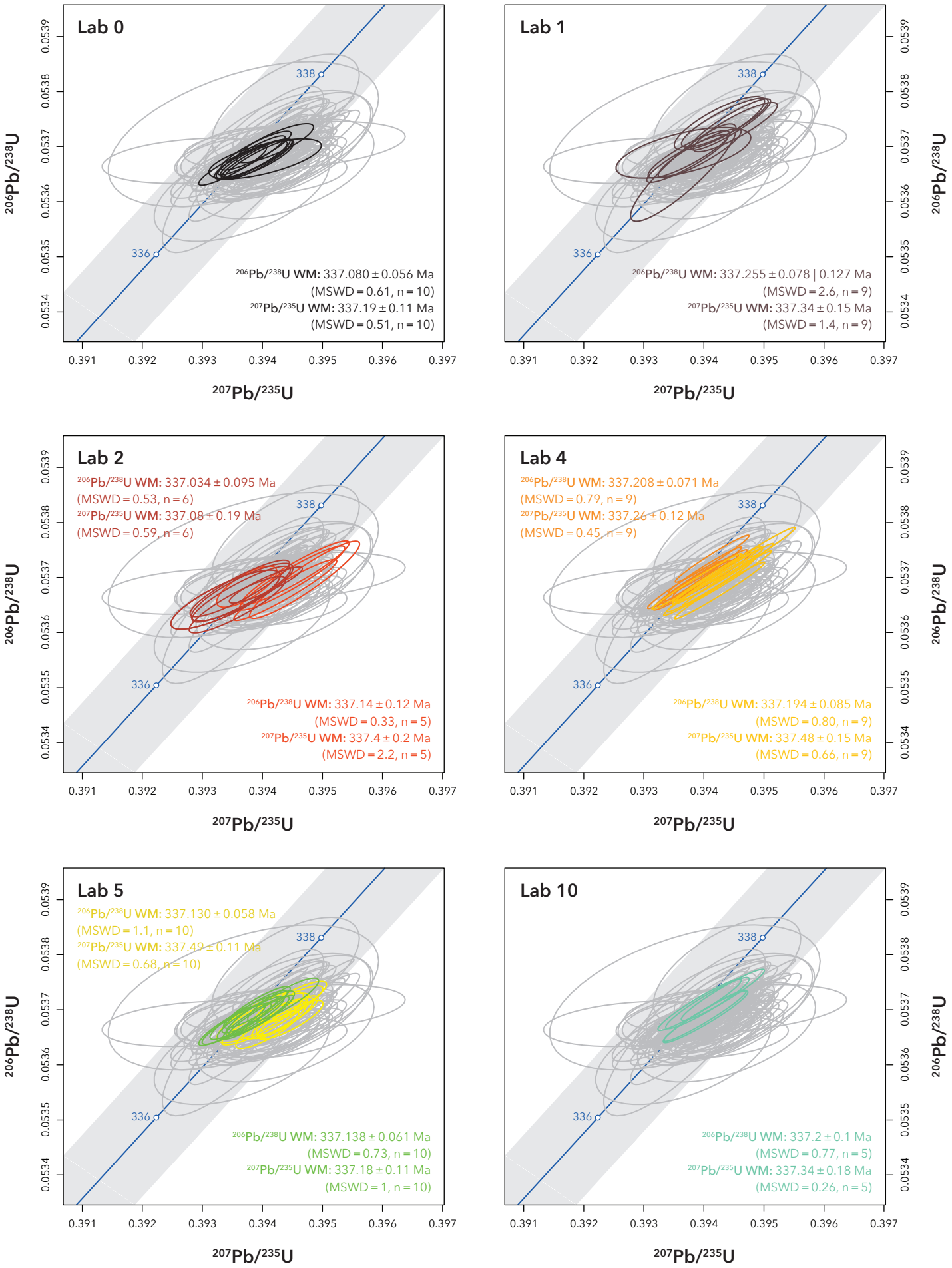

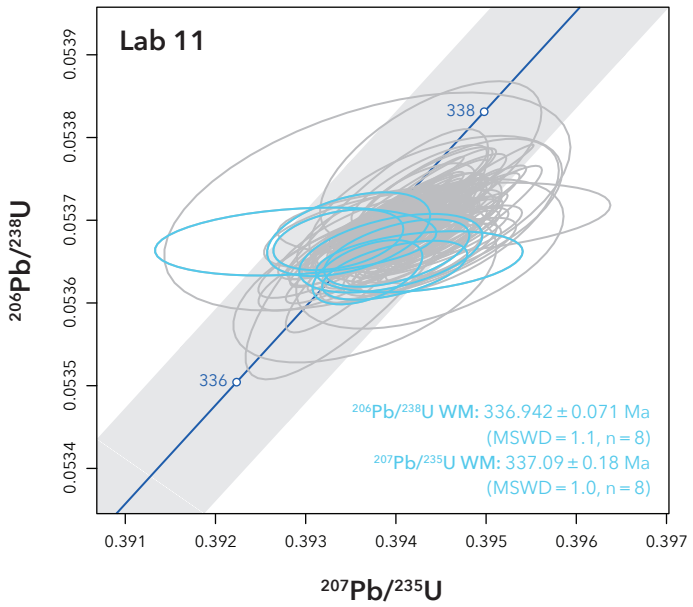
Lab 11
338
336
206Pb/238U WM: 336.942 ± 0.071 Ma
(MSWD = 1.1, n = 8)
207Pb/235U WM: 337.09 ± 0.18 Ma
(MSWD = 1.0, n = 8)
0.0534
0.0535
0.0536
0.0537
0.0538
0.0539
206Pb/238U
0.391
0.392
0.393
0.394
0.395
0.396
0.397
207Pb/235U

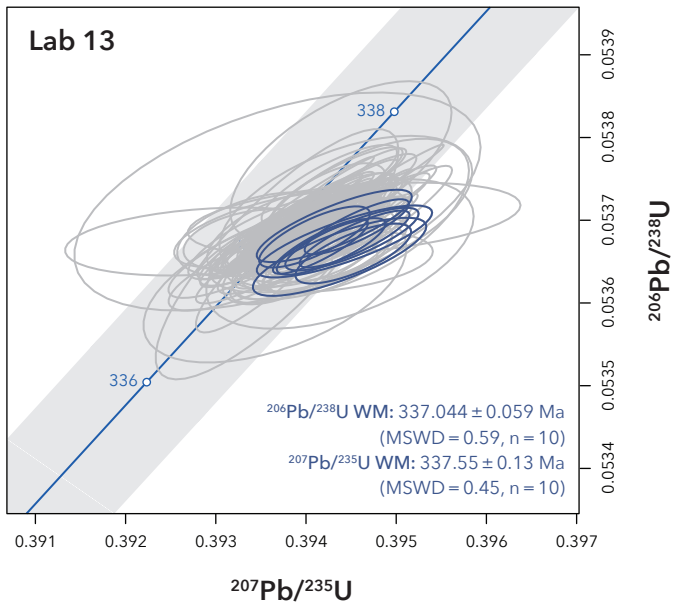
Lab 13
338
336
206Pb/238U WM: 337.044 ± 0.059 Ma
(MSWD = 0.59, n = 10)
207Pb/235U WM: 337.55 ± 0.13 Ma
(MSWD = 0.45, n = 10)
0.0534
0.0535
0.0536
0.0537
0.0538
0.0539
206Pb/238U
0.391
0.392
0.393
0.394
0.395
0.396
0.397
207Pb/235U

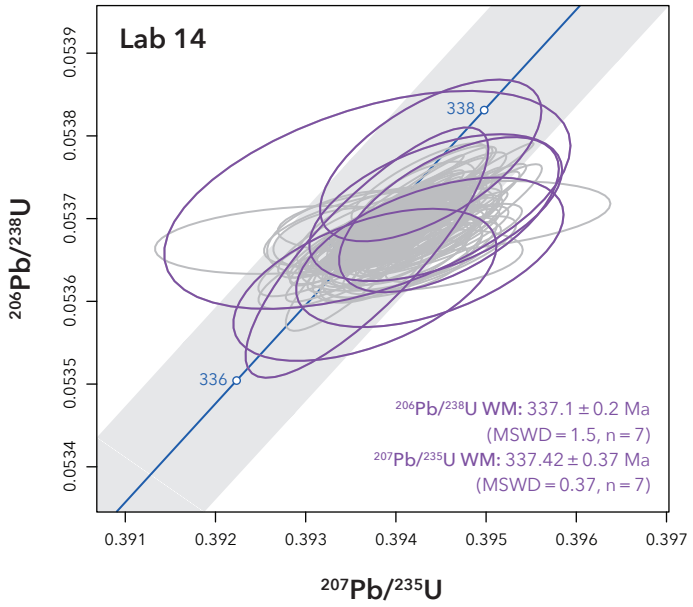
Lab 14
338
336
206Pb/238U WM: 337.1 ± 0.2 Ma
(MSWD = 1.5, n = 7)
207Pb/235U WM: 337.42 ± 0.37 Ma
(MSWD = 0.37, n = 7)
0.0534
0.0535
0.0536
0.0537
0.0538
0.0539
206Pb/238U
0.391
0.392
0.393
0.394
0.395
0.396
0.397
207Pb/235U

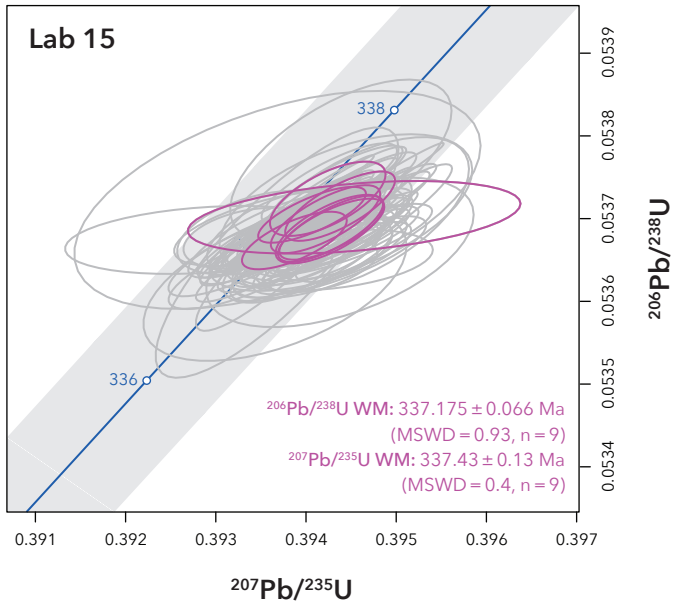
Lab 15
338
336
206Pb/238U WM: 337.175 ± 0.066 Ma
(MSWD = 0.93, n = 9)
207Pb/235U WM: 337.43 ± 0.13 Ma
(MSWD = 0.4, n = 9)
0.0534
0.0535
0.0536
0.0537
0.0538
0.0539
206Pb/238U
0.391
0.392
0.393
0.394
0.395
0.396
0.397
207Pb/235U

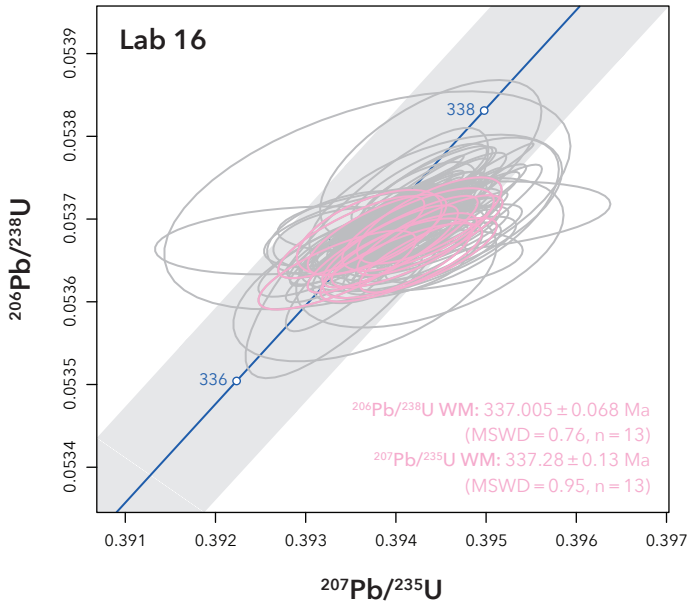
Lab 16
338
336
206Pb/238U WM: 337.005 ± 0.068 Ma
(MSWD = 0.76, n = 13)
207Pb/235U WM: 337.28 ± 0.13 Ma
(MSWD = 0.95, n = 13)
0.0534
0.0535
0.0536
0.0537
0.0538
0.0539
206Pb/238U
0.391
0.392
0.393
0.394
0.395
0.396
0.397
207Pb/235U