

## The Scenario Model Intercomparison Project for CMIP7 (ScenarioMIP-CMIP7)

Detlef P. Van Vuuren<sup>1,2</sup>, Brian C. O'Neill<sup>3</sup>, Claudia Tebaldi<sup>3</sup>, Benjamin M. Sanderson<sup>4</sup>, Louise P. Chini<sup>5</sup>, Pierre  
5 Friedlingstein<sup>6,7</sup>, Tomoko Hasegawa<sup>8,9</sup>, Keywan Riahi<sup>10</sup>, Govindasamy Bala<sup>11</sup>, Nico Bauer<sup>12</sup>, Veronika Eyring<sup>13,14</sup>,  
Cheikh M.N. Fall<sup>15</sup>, Katja Frieler<sup>12,16</sup>, Matthew J. Gidden<sup>3,10</sup>, Laila K. Gohar<sup>17</sup>, Andrew D. Jones<sup>18,19</sup>, Jarmo Kikstra<sup>10</sup>,  
Andrew King<sup>20</sup>, Reto Knutti<sup>21</sup>, Elmar Kriegler<sup>12,22</sup>, Peter Lawrence<sup>23</sup>, Chris Lennard<sup>24</sup>, Jason Lowe<sup>17</sup>, Camilla  
Mathison<sup>17,25</sup>, Shahbaz Mehmood<sup>26</sup>, Zebedee Nicholls<sup>27,10,28</sup>, Luciana F. Prado<sup>29</sup>, Qiang Zhang<sup>30</sup>, Steven K. Rose<sup>31</sup>,  
10 Alex C. Ruane<sup>32</sup>, Marit Sandstad<sup>4</sup>, Carl-Friedrich Schleussner<sup>10,33</sup>, Roland Seferian<sup>34</sup>, Jana Sillmann<sup>4,35</sup>, Chris  
Smith<sup>36,10</sup>, Anna A. Sörensson<sup>37,38,39</sup>, Swapna Panickal<sup>40</sup>, Kaoru Tachiiri<sup>41</sup>, Naomi Vaughan<sup>42</sup>, Saritha  
S.Vishwanathan<sup>9,43</sup>, Tokuta Yokohata<sup>44</sup>, Marco Zecchetto<sup>10</sup>, Tilo Ziehn<sup>45</sup>

- 1 PBL Netherlands Environmental Assessment Agency, Bezuidenhoutseweg 30, The Hague, the Netherlands
- 2 Copernicus Institute of Sustainable Development, Utrecht University, Utrecht, The Netherlands
- 15 3 Joint Global Change Research Institute, Pacific Northwest National Laboratory and University of Maryland, College  
Park, MD, USA
- 4 CICERO, Oslo, Norway
- 5 Department of Geographical Sciences, University of Maryland, College Park, MD 20742, USA
- 6 Faculty of Environment, Science and Economy, University of Exeter, Exeter EX4 4QF, UK
- 20 7 Laboratoire de Météorologie Dynamique, Institut Pierre-Simon Laplace, CNRS, Ecole Normale Supérieure, Université  
PSL, Sorbonne Université, Ecole Polytechnique, Paris, France
- 8 Research Organization of Science and Technology, Ritsumeikan University, Kusatsu, Shiga, 525-8577, Japan
- 9 Department of Environmental Engineering, Kyoto University (Katsura campus), Kyoto, Japan
- 10 International Institute for Applied Systems Analysis (IIASA), Energy, Climate and Environment Program (ECE), A-  
25 2361 Laxenburg, Austria
- 11 Center for Atmospheric and Oceanic Sciences, Indian Institute of Science, Bengaluru – 560 012, Karnataka, India
- 12 Potsdam Institute for Climate Impact Research, Member of the Leibniz Association, Potsdam, Germany
- 13 Deutsches Zentrum für Luft- und Raumfahrt (DLR), Institut für Physik der Atmosphäre, Oberpfaffenhofen, Germany
- 14 University of Bremen, Institute of Environmental Physics (IUP), Bremen, Germany
- 30 15 Laboratoire de Physique de l'Atmosphère et de l'Océan Siméon Fongang (LPAOSF), École Supérieure Polytechnique  
(ESP), Univ. Cheikh Anta Diop, Dakar, Senegal
- 16 University of Potsdam, Institute for Environmental Science and Geography, Potsdam, Germany
- 17 Met Office · Hadley Centre, Exeter, UK.
- 18 Climate and Ecosystem Sciences Division, Lawrence Berkeley National Laboratory; Berkeley, CA, 94720, USA
- 35 19 Energy and Resources Group, University of CA, Berkeley; Berkeley, CA, 94720, USA
- 20 ARC Centre of Excellence for 21<sup>st</sup> Century Weather and School of Geography, Earth and Atmospheric Sciences,  
University of Melbourne, Australia
- 21 Institute for Atmospheric and Climate Science, ETH Zurich, Switzerland
- 22 University of Potsdam, Faculty of Economics and Social Sciences, Potsdam, Germany
- 40 23 National Center for Atmospheric Research, Boulder, Colorado, USA
- 24 Climate System Analysis Group, University of Cape Town, South Africa.

- 25 School of Geography, University of Leeds
- 26 Global Climate-Change Impact Studies Centre (GCISC), Ministry of Climate Change & Environmental Coordination (MoCC&EC), Govt. of Pakistan, Islamabad - 44000, Pakistan.
- 45 27 Climate Resource S, Berlin, Germany
- 28 School of Geography, Earth and Atmospheric Sciences, The University of Melbourne, Melbourne, Victoria, Australia
- 29 Faculty of Oceanography, Department of Physical Oceanography and Meteorology, Rio de Janeiro State University, Campus Maracanã, Rio de Janeiro, Brazil
- 30 Department of Earth System Science, Tsinghua University, China
- 50 31 Energy Systems and Climate Analysis Research, EPRI, USA
- 32 National Aeronautics and Space Administration Goddard Institute for Space Studies, New York, USA 10709
- 33 Integrative Research Institute on Transformations of Human-Environment Systems (IRI THESys) and the Geography Department, Humboldt-Universität zu Berlin, Berlin, Germany.
- 34 CNRM, Université de Toulouse, Météo-France/CNRS, Toulouse, France
- 55 35 University of Hamburg, Research Unit Sustainability and Climate Risks, Faculty of Mathematics, Informatics and Natural Sciences, Germany
- 36 Department of Water and Climate, Vrije Universiteit Brussel, Belgium
- 37 Universidad de Buenos Aires. Facultad de Ciencias Exactas y Naturales. Buenos Aires, Argentina.
- 38 CONICET – Universidad de Buenos Aires. Centro de Investigaciones del Mar y la Atmósfera (CIMA). Buenos Aires, Argentina.
- 60 39 Instituto Franco-Argentino de Estudios sobre el Clima y sus Impactos (IFAECI) – IRL 3351 – CNRSCONICET-IRD-UBA. Buenos Aires, Argentina.
- 40 Indian Institute of Tropical Meteorology, Pune, India
- 41 Research Institute for Global Change, Japan Agency for Marine-Earth Science and Technology (JAMSTEC),
- 65 42 Tyndall Centre for Climate Change Research, School of Environmental Sciences, University of East Anglia, UK
- 43 Public Systems Group, Indian Institute of Management Ahmedabad, Ahmedabad, Gujarat, India
- 44 National Institute for Environmental Studies, Japan
- 45 CSIRO Environment, Aspendale, Australia

70

*Correspondence to:* detlef.vanvuuren@pbl.nl

**Abstract.** Scenarios serve as a critical tool in climate change analysis, enabling the exploration of future evolution of the climate system, climate impacts, and the human system (including mitigation and adaptation actions). This paper describes the scenario framework for ScenarioMIP as part of CMIP7. The design process, initiated in June 2023, has involved various rounds of interaction with the research community and user groups at large. The proposal covers a set of scenarios exploring high levels of climate change (to explore high-end climate risks), medium levels of climate change (anchored to current policy), and low levels of climate change (aligned with current international agreements). These scenarios follow very different

75

**Formatted:** English (United States)

**Formatted:** English (United States)

**Formatted:** Footer, Left, Indent: Left: 0", Line spacing: single

trajectories in terms of emissions, with some likely to experience peaks and subsequent declines in greenhouse gas concentrations: in this century. An important innovation is that most scenarios are intended to be run, if possible, in emission-driven mode, providing a better representation of the earthEarth system uncertainty space. The proposal also includes plans for long-term extensions (up to 2500 AD) to study long-term impacts, climate change-related processes on long timescales, and (ir)reversibility. This proposal forms the basis for further implementation of the framework in terms of the derivation of emissions and land use pathways for use by earthEarth system models and additional variants for adaptation and mitigation studies.

Formatted: English (United States)

Formatted: English (United States)

Formatted: English (United States)

Formatted: English (United States)

## 1 Introduction

Formatted: Line spacing: 1.5 lines

Formatted: Font: Not Bold

Scenarios representserve as a critical tool in climate change analysis. Defined as plausible alternative descriptions of how the future may develop based on a coherent set of assumptions, they are used by different research communities to explore potential future avenues inof socio-economic conditions, assess the effects of different drivers of climate change, characterize future climatic conditions, and assess impacts of climate change as well as adaptation and mitigation responses. In this senseAs such, scenarios are also useful to bridge across different research communities. The World Climate Research Programme's (WCRP) Coupled Model Intercomparison Project (CMIP) has been organizingorganized several rounds of the development and use of such scenarios already in several rounds. The CMIP scenarios play not only a pivotal role in climate research but also act as integrating tools for scientific assessment processes and policy analysis. In the most recent phase 6 (CMIP6), CMIP delegated the organization of experiments targeting specific research areas and questions to the scientific community, and CMIP6-Endorsed Model Intercomparison Projects were established (Eyring et al., 2016); (Eyring et al., 2016). The Scenario Model Intercomparison Project (ScenarioMIP) formed a primary activity within CMIP6 that facilitated multi-model climate projections based on alternative plausible forcing scenarios that are directly relevant to societal concerns regarding climate change mitigation, adaptation, and future climate impacts and risks<sup>1</sup> (O'Neill et al., 2016; Tebaldi et al., 2021); (O'Neill et al., 2016; Tebaldi et al., 2021).

Formatted: Heading 1, Space After: 0 pt, Line spacing: single

Formatted: English (United States)

Formatted: English (United States)

Formatted: English (United States)

Formatted: English (United States)

Formatted: English (United States)

Formatted: English (United States)

Formatted: English (United States)

Formatted: English (United States)

Formatted: English (United States)

In this continuing role, ScenarioMIP's goal for CMIP7 is the design of a limited set of scenario-based experiments to be run by climate models, that 1) serve direct science questions, 2) function as input to other (science) communities and 3) support policy. With regard to the direct science contribution, the scenario information is used to study and understand climate processes and how their response to anthropogenic forcings emerges from internal variability and model structural

Formatted: English (United States)

Formatted: Line spacing: 1.5 lines

<sup>1</sup> In this paper, we are specifically concerned with those scenarios that are used as external forcings to climate models, including Earth System Models (ESMs), General Circulation Models (GCMs), Climate Models of Intermediate or Reduced Complexity (CMICs) and Simple Climate Models (SCMs). These external forcings encompass elements such as emissions and atmospheric concentrations of greenhouse gases, chemically reactive gases, aerosols, and land use.

Formatted: Font color: Text 1, English (United States)

Formatted: English (United States)

Formatted: Footer, Left, Indent: Left: 0", Line spacing: single

uncertainties. To accomplish this aim, it is important that the set of forcing variables considered is internally consistent and varies over a plausible range of forcing levels, and that the set explores futures that may result in very different climate process dynamics (such as increasing and declining concentrations). With regard to the contribution to other (science) communities,

110 ScenarioMIP ensures that data becomes available about future changes in climate variables (such as temperature, precipitation, humidity, etc.) together with information on human forcings/drivers (such as population, economic activity, land use, etc.) to a diverse set of user communities beyond the physical climate sciences. This aim is ~~in-service of~~ facilitate further understanding of climate change, its impacts, risks and response options, including adaptation and mitigation choices. Targeted communities include, for instance, researchers on impacts and mitigation, but also practitioners, who might use this information  
115 for national or sub-national or local risk assessment, climate finance, mitigation policy or adaptation planning. Finally, ~~with regard to~~regarding policy, ScenarioMIP aims to provide relevant outputs to support climate policy development, including through their use in IPCC assessments. Despite these important roles, climate modeling groups participating in ScenarioMIP can only run a limited set of scenarios. Computational expenses associated with setting up, running and archiving output from climate model experiments pose strict constraints on the number of scenarios that ScenarioMIP's protocol can include.  
120 Therefore, a small set of scenarios needs to be selected such that the set satisfies the three critical goals but does not require resources that are beyond reach for current scientific ~~and computational~~ capacity.

~~In preparation of the ScenarioMIP experimental design, the first meeting of the ScenarioMIP project under CMIP7 was held~~  
on June 20-22, 2023, in Reading, UK. Based on the meeting report, the Scientific Steering Committee (SSC) of ScenarioMIP  
125 formed several task groups, including external experts, and continued to work on an experimental design for the next round of ScenarioMIP. The results are captured in this document. ~~The meeting also led to the expansion of the SSC for ScenarioMIP~~ as well as the creation of a large advisory group (see <https://wcrp-cmip.org/model-intercomparison-projects-mips/scenariomip/>). Both these changes responded to the desire to make ScenarioMIP more inclusive and broaden awareness of diverse viewpoints and concerns. Since then, the ScenarioMIP proposal was elaborated through various rounds of review and participation. In September 2023, the first ideas were shared with the research community in two webinars, asking for direct feedback. Subsequently, draft versions of the proposal were sent out for review in late 2023 (to a group of around 80 people worldwide that expressed interest in being involved ~~in the~~as an advisory group) and in May 2024 (~~through an~~ open review process to scientists and other user groups). Both rounds resulted in a large set of review comments (with traceable responses). ~~The paper was also subject to public review as part of the EGU sphere review process.~~ Development of IAM  
130 emissions and land use scenarios based on the experimental design described in this proposal began in September 2024 and is currently nearing completion. ~~These scenarios will be tested in ESMs for quality control, and for each CMIP7 scenario a marker was selected that represented the description of the scenario very well. The results of this selection were discussed with representatives of the CMIP panel as well as potential scenario users.~~ Earth system model simulations are planned to start in January 2026 for some scenarios and be ~~complete~~completed about three months later. Additional scenario simulations are  
135 planned to begin in June 2026.

Formatted: English (United States)

Formatted: English (United States)

Formatted: Font color: Auto, English (United States)

Formatted: English (United States)

Formatted: English (United States)

Formatted: English (United States)

Formatted: Space After: 0 pt, Line spacing: 1.5 lines

Formatted: English (United States)

Formatted: Right: 0", Space After: 0 pt, Line spacing: 1.5 lines

Formatted: English (United States)

Formatted: English (United States)

Formatted: English (United States)

Formatted: English (United States)

Formatted: English (United States)

Formatted: English (United States)

Formatted: Footer, Left, Indent: Left: 0", Line spacing: single

## 2 Overall experimental design

### 2.1 Role of ScenarioMIP in CMIP6

145 Before discussing the design of the current scenario round, it is useful to briefly evaluate the role of ScenarioMIP in CMIP6 (Tebaldi et al., 2021; O'Neill et al., 2016; O'Neill et al., 2016; Tebaldi et al., 2021). In CMIP6, ScenarioMIP specified four Tier 1 and four Tier 2 scenarios to be run by ESMS, coordinating the production of these scenarios by the IAM community and the process to deliver them in the form that ESMS need to make use of them as external forcings. These experiments (especially those in Tier 1) were run by most modeling teams participating in CMIP6 and are by far the most used scenario-based simulations of CMIP6. The results of the ScenarioMIP experiments led to many physical science<sup>2</sup> papers describing changes in climate characteristics, but also to a very large number of many papers characterizing the impacts of those changes on society and ecosystems. Further, ScenarioMIP results contributed to the assessment reports of all Working Groups of IPCC, supplying a dimension of integration that is reflected in the Synthesis Report of AR6 (IPCC, 2023), (IPCC, 2023a). The most direct use was in WGI, where ScenarioMIP climate model simulations formed the backbone of the assessment (IPCC, 2021). The use in WGII (IPCC, 2022b) (IPCC, 2021). The use in WGII (IPCC, 2022a) was more limited because of a lag in production of literature on impacts and adaptation based on ScenarioMIP results. In WGIII, ScenarioMIP results made an indirect but fundamental contribution via the calibration of simple climate models (SCMs) that allowed characterization of probabilistic global temperature projections and the resulting classification of a large set of baseline and mitigation scenarios produced by Integrated Assessment Models that were not run by ESMS/GCMs (IPCC, 2022a). (IPCC, 2022b; Kikstra et al., 2022). There were some difficulties related to the process. This includes the relatively long time period from data production (IAM model runs and harmonisation/harmonization) until final climate model runs (from 2015 to 2020). This means that impact studies were further pushed back given the common need for additional downscaling and bias adjustment, but also that climate model output was underlying emissions projections from IAMs were somewhat outdated by the time it was climate model output became available. The end date of the historical simulations and the start date of the scenarios was significantly in the past by that time. Also, over time, critiques emerged about the plausibility of the most extreme scenarios (SSP5-8.5 and its precursor, RCP8.5; SSP1-1.9) (Ritchie and Dowlatabadi, 2017; Hausfather and Peters, 2020; Engels et al., 2024). (Engels et al., 2024; Hausfather & Peters, 2020; Ritchie & Dowlatabadi, 2017).

<sup>2</sup> Various model types exist to explore the physical climate system, including Earth System Models (ESMs), General Circulation Models (GCMs), EMICs (Earth System Models of Intermediate Complexity) and SCMs (Simple Climate Models). Here, we use the term ESM to refer to all types of climate models.

Formatted: Heading 1, Space After: 0 pt, Line spacing: single

Formatted: English (United States)

Formatted: English (United States)

Formatted: Heading 2, Space After: 0 pt, Line spacing: single

Formatted: English (United States)

Formatted: English (United States)

Formatted: English (United States)

Formatted: English (United States)

Formatted: English (United States)

Formatted: English (United States)

Formatted: English (United States)

Formatted: English (United States)

Formatted: English (United States)

Formatted: English (United States)

Formatted: English (United States)

Formatted: English (United States)

Formatted: English (United States)

Formatted: English (United States)

Formatted: English (United States)

Formatted: Footer, Left, Indent: Left: 0", Line spacing: single

## 2.2 General design principles

170 In view of the multiple aims of the ScenarioMIP scenarios, the experimental design was created with a set of general principles in mind. The principles will be further discussed below:

- The scenarios form illustrative, internally consistent descriptions of future emissions and land use.
- The scenario set covers a wide and plausible range of emissions and climate forcing.
- Most scenarios will be run in emission-driven mode (for CO<sub>2</sub>) in ESMs.
- 175 • The scenarios cover the period up to 2100 AD, and long-term extensions are stylised/stylized continuations of the narrative without large discontinuities.

We discuss these general principles below.

180 The scenarios form illustrative, internally consistent descriptions of future emissions and land use.

The primary purpose of the ScenarioMIP scenarios is to provide emissions and land use pathways to drive ESMs. ScenarioMIP will produce these pathways based on plausible, internally consistent socio-economic and technological scenarios<sup>3</sup>. It should be noted, however, that there are many different scenarios that could produce similar emissions and land use outcomes. The particular storylines and quantitative drivers constituting the ScenarioMIP scenarios are therefore illustrative. In fact, the resulting ESM simulations are intended to be used in future studies in combination with many different pathways describing future socioeconomic development (Van Vuuren et al., 2014)(van Vuuren et al., 2014). In this context, it is useful to note that even the regional patterns of emissions of short-lived forcers and land use, found to have effects at a globally aggregated level within single model studies (Lau and Kim, 2017; Lin et al., 2018)(Lau & Kim, 2017; Lin et al., 2018) do not necessarily translate to a unique climate change pathway, since they, for now, have been shown to lack a robust regional climate signal in a multimodel context (Westervelt et al., 2020; Tebaldi et al., 2023). multi-model context (Tebaldi et al., 2023; Westervelt et al., 2020).

195 In CMIP6, the Shared Socioeconomic Pathways (SSPs) provided the socio-economic and technological storylines and drivers underlying the emissions and land use pathways in ScenarioMIP (Riahi et al., 2017)(Riahi et al., 2017). The SSPs continue to be in wide use and recently the demographic and economic drivers for these scenarios have been updated (https://data.ece.iiasa.ac.at/ssp/#/login?redirect=%2Fworkspaces). However, other storylines and drivers could be adopted or created as a basis for the ScenarioMIP emissions and land use pathways. We began the ScenarioMIP process agnostic about the socioeconomic pathways ultimately used in producing the emissions and land use pathways with IAMs, although we

<sup>3</sup>We use the term scenarios here for internally consistent, comprehensive descriptions of the future. The term pathways is sometimes used to refer to specific scenario elements (such as socio-economic development). We adopt this use of the term pathways here. In other literature, the term pathways is sometimes used to refer to goal-oriented scenarios or the terms scenarios and pathways are sometimes used interchangeably.

Formatted: Font:

Formatted: Heading 2, Space After: 0 pt, Border: Top: (No border), Bottom: (No border), Left: (No border), Right: (No border)

Formatted: English (United States)

Formatted: Space After: 0 pt

Formatted: No bullets or numbering

Formatted: English (United States)

Formatted: Font: Not Italic

Formatted: English (United States)

Formatted: English (United States)

Formatted: English (United States)

Formatted: Space After: 0 pt, No bullets or numbering

Formatted: English (United States)

Formatted: Space After: 0 pt, Line spacing: 1.5 lines

Formatted: English (United States)

Formatted: Right: 0", Space After: 0 pt

Formatted: English (United States)

Formatted: English (United States)

Formatted: English (United States)

Formatted: English (United States)

Formatted: English (United States)

Formatted: Space After: 0 pt, Line spacing: 1.5 lines

Formatted: English (United States)

Formatted: Right: 0", Space After: 0 pt

Formatted: English (United States)

Formatted: English (United States)

Formatted: English (United States)

Formatted: Font color: Text 1, English (United States)

Formatted: English (United States)

Formatted: Footer, Left, Indent: Left: 0", Line spacing: single

200  
205  
210  
215  
220  
225  
230

~~pointed to particular SSPs that might provide a useful starting point. In practice, the IAM teams have based their current scenarios on various SSPs, as it was generally deemed pragmatic as these come with already available, suitably rich quantifications and were implemented by the participating modelling teams within the given timeline.~~

~~The scenario set covers a wide and plausible range of emissions and climate forcing. The scenarios should encompass a wide range of policy-relevant emission trajectories considered to be plausible (i.e. that have a non-negligible likelihood of occurring; see Box 1 for a definition of a plausible scenario and other related terms). As a set, the ScenarioMIP scenarios should thus cover plausible outcomes ranging from a high levelslevel of climate change (in the case of policy failure) to low levels of climate change resulting from stringent policies. Based on preliminary resultsFor the 21st century, this range is likely towill be smaller than assessed before: on the high-end of the range, the plausibility of the CMIP6 high emission levels (quantified by SSP5-8.5) has been questioned (Hausfatherhave become implausible, based on trends in the costs of renewables, the emergence of climate policy, and Peters, 2020), recent emission trends (Hausfather & Peters, 2020). At the low end, some of themany CMIP6 emission trajectories modeled over the period 2020-2030 have become implausible, when not altogether, inconsistent with observed trends during the 2020-2030 period.~~

~~Plausibility. We recognise that plausibility is a subjective judgment. Moreover, in several cases our plausibility judgments are conditional on assumptions that are themselves hypothetical. For example, in all scenarios we assume that there are no climate change impacts (see further in this document). This can be justified by the overall scenarios framework in which impact analyses will be carried out by impact models using ScenarioMIP ESM simulations (and human drivers) as inputs. In other words, the ScenarioMIP scenarios are judged to be plausible conditional on theassumptionthe assumption of no climate change impacts. This conditionality is most consequential for the high climate change scenarios, in which impacts would be largest. The medium scenarios make subjective assumptions on current policies (see further). For low scenarios, we take into account geophysical and techno-economic limits, particularly regarding ramp-up rates of emission reduction and CDR, and technology and policy trends/constraints in the short-run. Views on plausibility evolve over time, as evidenced by the changing scenarios assumptions in successive IPCC WGIII assessment reports. It should therefore be acknowledged that there might be potential futures outside the ScenarioMIP scenario range.~~

**Box 1: Terms characterizing scenario likelihood**

There are a number of terms commonly used to describe the likelihood of a scenario. Likelihood itself is defined as the chance of a specific outcome occurring (IPCC AR6 WG3) and is often expressed as a probabilistic estimate of the occurrence of a single event or of a projected change lying in a given range (Mastrandrea et al., 2010). Applied to scenarios, it refers to the likelihood of a scenario approximating reality. A likely (or probable) scenario has a relatively high probability of occurring based on knowledge of current trends and common expectations about future developments and actions.

Formatted: English (United States)

Formatted: English (United States)

Formatted: Space After: 0 pt, Line spacing: 1.5 lines

Formatted: English (United States)

Formatted: Font: Italic

Formatted: English (United States)

Formatted: English (United States)

Formatted: English (United States)

Formatted: English (United States)

Formatted: English (United States)

Formatted: English (United States)

Formatted: English (United States)

Formatted: English (United States)

Formatted: English (United States)

Formatted: English (United States)

Formatted: English (United States)

Formatted: Right: 0", Space After: 0 pt, Line spacing: 1.5 lines, Border: Top: (No border), Bottom: (No border), Left: (No border), Right: (No border)

Formatted: English (United States)

Formatted: English (United States)

Formatted: English (United States)

Formatted: Font: Times New Roman, 10 pt

Formatted: English (United States)

Formatted: Font: Arial, 9.5 pt

Formatted: Footer, Left, Indent: Left: 0", Line spacing: single

In the ScenarioMIP experimental design, we focus on plausibility. A plausible scenario encompasses a range of outcomes that have a non-negligible likelihood of occurring (Carter et al., 2007). In contrast to likelihood, which is a gradational measure, plausibility is binary: a scenario is either plausible or not. While we do not define a “negligible” likelihood (and therefore the plausible/improbable distinction) quantitatively, qualitatively we consider it a likelihood that is too small to be considered relevant to the purposes of the ScenarioMIP exercise.

**Box 1: Terms characterizing scenario likelihood**

There are several terms commonly used to describe the likelihood of a scenario. Likelihood is often expressed as the probability of occurrence of a selected event, e.g. a projected change lying in a given range (Mastrandrea et al., 2011). Applied to scenarios, a likely (or probable) scenario has a relatively high probability of occurring based on knowledge of current trends and common expectations about future developments and actions. In the ScenarioMIP experimental design, we focus on plausibility. A plausible scenario encompasses a range of outcomes that have a non-negligible likelihood of occurring (Carter et al., 2007). We do not quantitatively define the distinction between a plausible and implausible scenario in terms of a threshold likelihood (i.e., a “non-negligible” likelihood). Rather, we define it qualitatively by considering a scenario to be implausible if its likelihood is too low to be considered relevant to the purposes of the ScenarioMIP exercise. In the end, plausibility is a subjective judgment that can be based on several criteria. One way of making this distinction is that plausible scenarios should have a causal pathway to an outcome that aligns with current scientific understanding of natural and social processes (Jewell & Cherp, 2023). In some cases, further criteria can be adopted from the related concept of feasibility. Feasibility is defined as the potential for an action to be implemented (IPCC, 2022b) or as “doable under realistic assumptions” (Jewell & Cherp, 2023) and is most relevant for scenarios featuring strong climate policy or action. Therefore, when making judgments about the plausibility of mitigation scenarios we can borrow from approaches used in feasibility assessments; plausible scenarios should have a significant degree of feasibility. For example, the IPCC used multiple dimensions of feasibility – geophysical, technological, economic, sociocultural and institutional – to inform its judgments (Allen et al., 2018; Brutschin et al., 2021; Jewell & Cherp, 2023; Ju et al., 2023; Riahi et al., 2022). Other approaches include historical analogies and mapping scenarios to a feasibility space (Jewell & Cherp, 2023).

Plausibility is a subjective judgment that can be based on a number of criteria. One way of making this distinction is that plausible scenarios should have a causal pathway to an outcome that aligns with current scientific understanding of natural and social processes (Jewell and Cherp, 2023). In some cases, further criteria can be adopted from the related concept of feasibility. Feasibility is defined as the potential for an action to be implemented (IPCC, 2022) or as “doable under realistic assumptions” (Jewell & Cherp, 2023) and is most relevant for scenarios featuring strong climate policy or action. Therefore when making judgments about the plausibility of mitigation scenarios we can borrow from approaches used in feasibility assessments; plausible scenarios should have a significant degree of feasibility. For example, the IPCC used multiple dimensions of feasibility – geophysical, technological, economic, socio-cultural and institutional – to inform its judgments

Formatted: Right: 0", Space After: 0 pt, Line spacing: 1.5 lines, Border: Top: (No border), Bottom: (No border), Left: (No border), Right: (No border)

Formatted: English (United States)

Formatted: Footer, Left, Indent: Left: 0", Line spacing: single



Concentration data will also be provided for all scenarios for ESMs/GCMs that can only run in concentration-driven mode (without an active carbon cycle; see (Hajima et al., 2024; Séférian et al., 2020) for a discussion of the current capabilities of state-of-the-art ESMs); (Hajima et al., 2024; Séférian et al., 2020). For the concentration-driven simulations, the median values of the concentrations as estimated by the carbon cycle emulators calibrated to CMIP6 included in Simple Climate Models (SCMs) can be used. This means that the concentration-driven models will likely have a narrower outcome space compared to the emission-driven set, which will have consequences for interpretation and use of certain variables. Regarding CDR options, only afforestation and reforestation will be based on endogenous representation of land-based mitigation solutions use in ESMs. For all other CDR options, we will include their emission impact within the IAM emission output (see Section 5).

Formatted: English (United States)

Formatted: English (United States)

Formatted: English (United States)

Formatted: English (United States)

Formatted: English (United States)

Formatted: English (United States)

Formatted: English (United States)

To better assess the impact of running in emission-driven mode over the range of climate system outcomes produced by the multi-model ensemble, we propose that modeling groups adopting the emission-driven mode also run at least one scenario in concentration-driven mode, for comparison.

Formatted: English (United States)

Formatted: Right: 0", Space After: 0 pt, Line spacing: 1.5 lines

Formatted: English (United States)

Formatted: Space After: 0 pt, Line spacing: 1.5 lines

It is proposed that under the ScenarioMIP protocol models be run in emission-driven mode for CO<sub>2</sub> only. Other well-mixed greenhouse gases (CH<sub>4</sub>, N<sub>2</sub>O, halocarbons) remain with prescribed concentrations in the core experiments. Aerosol precursor emissions (e.g., SO<sub>2</sub>, NO<sub>x</sub>, VOCs, black carbon, organic carbon) will be provided for models with interactive aerosol schemes, though tropospheric and stratospheric 3d optical aerosol properties will be provided for those models which require it.

Formatted: English (United States)

Formatted: English (United States)

Similarly, ozone concentrations will be provided for models which require it, but can be computed by this as an input (while models with full interactive chemistry—can calculate it based on emissions).

Formatted: English (United States)

Formatted: English (United States)

Formatted: Space After: 0 pt

Running historical simulations in an emission-driven configuration presents a challenge, as a model's simulated CO<sub>2</sub> concentration can drift from observations. However, this approach is a deliberate and core feature of the CMIP7 experimental design (Sanderson et al., 2024). Rather than take (Sanderson et al., 2023). Rather than taking measures to artificially correct this bias, we encourage ESM groups to quantify CO<sub>2</sub> concentration evolution as a key diagnostic of model performance and carbon cycle sensitivity. To facilitate this analysis, the ScenarioMIP protocol includes at least one parallel concentration-driven simulation specifically to allow for a clean diagnosis of the impact of these emergent carbon cycle feedbacks on climate outcomes.

Formatted: English (United States)

Formatted: English (United States)

Formatted: English (United States)

The scenarios cover the period 2025-2100 (AD) with long-term extensions up to 2500 (AD)

Formatted: English (United States)

Formatted: Space After: 0 pt, Line spacing: 1.5 lines

The expectation is that the CMIP results will inform the process of the upcoming IPCC Seventh Assessment Report and the 2028 global stocktake as well as future research and assessments in subsequent years. It is therefore proposed that IAM emissions be harmonized up to 2025. Historical emissions data is available through 2023, which As IAM narratives do not start until after 2025, ideally emissions would be harmonized until that point. However, historical emissions data for all relevant

Formatted: English (United States)

<sup>4</sup> A test version exists already: <https://zenodo.org/records/14892947>

Formatted: Footer, Left, Indent: Left: 0", Line spacing: single

315 emissions species are not immediately available. Moreover, the historical emissions dataset used for harmonization must align  
with what is used for historical emissions in CMIP7. Emissions were therefore harmonized for the year 2023. For the 2024-  
2025 period, IAMs were asked to stay close to current trends – but it is based on individual model output. This is a major  
update compared to CMIP6 that had historical data up to 2015, and means that several critical periods (Covid pandemic, trends  
in natural gas use) will be included. ~~The 2024-2025 period would be a hybrid of estimated actual and extrapolated emissions,~~  
320 ~~followed by IAM modelled emissions covering changes following the scenario narratives cover the period 2026-2100.~~ It is also  
expected that differences among emission scenarios will remain within a relatively narrow plausibility range until 2030 (see  
Box 1 for a definition of plausibility).

325 There are important reasons to model long-term climate system dynamics beyond the end of the century, which serves the  
needs of communities studying long-term impacts and (ir)reversibilities over multi-century time scales (e.g., ice sheet, sea  
level rise, and species extinction researchers). The period after 2100 AD is covered by long-term extensions of emissions and  
land use to 2500 AD based on simple extension narratives and ~~harmonisation logic (See Section 4). The ESM models are~~  
~~requested to harmonization logic (See Section 4). We recognize that the period up to the end of the century, traditionally covered~~  
330 ~~by future scenarios, becomes significantly shorter with every new phase of CMIP. Future phases will see IAM-based scenarios~~  
~~reach beyond 2100, but that technical development was not possible within the current timeline. Rather, for this iteration of~~  
ScenarioMIP, we request that the ESM models run all scenarios at least to 2150 AD, using the 2100-2150 AD forcing from  
the extension protocol (see Section 4). In addition, teams are also requested to run at least two long-term extensions up to 2500  
(preferably H-ext and VL-ext).

**Box 2: The Role of Equity and Justice Considerations**

Formatted: English (United States)

Formatted: English (United States)

Formatted: English (United States)

Formatted: English (United States)

Formatted: English (United States)

Formatted: Line spacing: 1.5 lines

Formatted: English (United States)

Formatted: English (United States)

Formatted: English (United States)

Formatted: Font: +Body (Times New Roman)

Formatted: Footer, Left, Indent: Left: 0", Line spacing: single

In recent years, questions have been raised regarding how justice issues have been addressed in the scenarios used by the climate research community (e.g. Zimm et al., 2024; Kanitkar et al., 2024; Hiekel and Slamersak, 2022). (e.g. Hiekel & Slamersak, 2022; Kanitkar et al., 2024; Zimm et al., 2024). These authors highlight that in many scenarios used in the IPCC assessments, global inequalities in aspects of the scenarios such as income and energy use persist through time and that equitable sharing of emissions reductions efforts, carbon dioxide removal and adaptation implementation across countries is often insufficiently considered. While these concerns are very important, the type of scenarios discussed in this paper do not address equity and justice explicitly. The overall goal here is to explore the broad, global relationships between the main drivers of climate change and the resulting climate outcomes, covering a wide range of plausible futures and connecting various research communities. The climate models (ESMs) using the scenarios are sensitive to outcomes such as global emission levels and land use, but are not very, when considered in a multi-model ensemble, consistently responsive to underlying assumptions/considerations related to equity and justice, which may only influence will strongly affect the regional or sectoral distribution of these outcomes (see (Bauer et al., 2020)). (see Bauer et al., 2020). So far, no robust difference, in a the multi-model context, has been identified between differences in climate outcomes driven by due to different regional patterns of land use or emissions of short-lived forcings are still beset with uncertainty, (see Section 2.2, main text).

While the ScenarioMIP experiments described in this paper refrain from exploring equity and justice assumptions explicitly, they include a regional differentiation of mitigation effort in the first few decades, motivated by plausibility considerations of based on the role various parties are currently playing. In addition, there are other features of IAMs that can have implications for equity, especially between regions, societal groups and generations. (e.g. Rubiano Rivadeneira & Carton, 2022). For example, in some IAMs, in mitigation scenarios constrained to a limit on warming or radiative forcing, the timing of emissions reductions in IAMs is influenced by the assumed discount rate: the higher this rate, the more (Emmerling et al., 2019), while also assumption on mitigation potential can have consequences for the timing and location of mitigation is shifted toward later years, including CDR and negative emissions. This shift affects the distribution of mitigation costs over generations. Assumptions about the availability of CDR can also shift mitigation effort over time, while some CDR measures may themselves have local impacts relevant to efforts – with possible implications for equity.

The ScenarioMIP climate projections are expected to be used in combination with a range of socio-economic pathways. It is important that questions related to equity and justice are addressed prominently in future research on mitigation and impact analysis (as has been done to some degree in the past). Research on just transitions will complement the work of ScenarioMIP by combining the climate outcomes (directly or based on climate emulators) with a range of socio-economic development and policy information. We strongly recommend that both the mitigation and impact research communities consider a wide range of socio-economic scenarios and policy assumptions that are consistent with equity and justice considerations in their research. This can be seen as a subsequent phase of scenario development - both to inform policy making and assessment.

Another aspect of justice concerns the development process of the ScenarioMIP protocol (IPCC, 2023b). To enhance transparency and inclusiveness, we have expanded the ScenarioMIP scientific steering committee to better represent relevant regions and disciplines. We also established a broader advisory group consisting of over 7080 people from different parts of the world. Finally, the proposal, before this paper was submitted, underwent two rounds of review, one of which was public, to gather extensive feedback. The choice of a journal with a last open review also enhances took place as part of the openness and transparency of ScenarioMIP activities submission to this journal.

340  
345  
350  
355  
360  
365  
370  
375  
380

Formatted: Left, Space After: 0 pt, Line spacing: Multiple 1.08 li, Keep lines together

Formatted: Font: +Body (Times New Roman), English (United States)

Formatted ... [2]

Formatted ... [3]

Formatted ... [4]

Formatted ... [5]

Formatted ... [6]

Formatted ... [7]

Formatted ... [8]

Formatted ... [9]

Formatted ... [10]

Formatted ... [11]

Formatted ... [12]

Formatted ... [13]

Formatted: Font: +Body (Times New Roman)

Formatted: Keep lines together

Formatted ... [14]

Formatted ... [15]

Formatted ... [16]

Formatted ... [17]

Formatted ... [18]

Formatted ... [19]

Formatted ... [20]

Formatted ... [21]

Formatted ... [22]

Formatted ... [23]

Formatted: Font: +Body (Times New Roman)

Formatted ... [24]

Formatted ... [25]

Formatted: Font: +Body (Times New Roman)

Formatted ... [26]

Formatted: Keep lines together

Formatted ... [27]

Formatted ... [28]

Formatted ... [29]

Formatted ... [30]

Formatted ... [1]

## 2.3 Scenarios

Based on the design principles and interactions with all relevant communities, the following scenarios are proposed. Two scenarios populate the high-end of the emission range, to explore risks in case the world does very little to combat climate change throughout the century and beyond (in one case) or until the second half of the century (in the second case). The storylines for these scenarios even include reversing substantially slowing current observed trends towards mitigation, rapid expansion of renewable energy. A pair of medium scenarios explore the impact of current policies either remaining 'frozen', or delayed mitigation action from current policies levels or, after a delay, leading to a pathway towards net zero emissions. On the low side of the spectrum, it is important to three scenarios explore the temperature range that has been associated with the Paris climate goals. In the full set, several scenarios explore overshoot dynamics at high and low concentrations levels. This leads to the following proposal (see further details in Section 3):

- *High emission scenario:* A scenario with emissions as high as judged to be as high as plausible, based on assuming developments that include a reversal/rollback of current mitigation policies. This scenario is expected to result in forcings below SSP5-8.5.
- *High-to-Low emission scenario:* A scenario that follows approximately the same emissions pathway as the High, but changes course in the second half of the century, applying strong mitigation measures to reach net zero CO<sub>2</sub> emissions by 2100.
- *Medium emission scenario:* A middle scenario exploring consequences of continuing/extend current policies without modification and trends into the future.
- *Medium-to-Low emission scenario:* A scenario exploring a delayed increase in mitigation efforts, short of the Paris temperature goal but achieving net-zero CO<sub>2</sub> emissions by the end of the century, with a period of net negative CO<sub>2</sub> emissions thereafter to achieve 1.5°C on a multi-century timescale.
- *Low emission scenarios:* Scenarios at the low end informing policies consistent with the Paris Agreement. One of the scenarios should remain *Low emission scenario:* The Low emission scenario is designed to be consistent with the pursuit of holding warming to a level likely below 2°C, without returning to 1.5°C before the end of the century. The scenario is extended beyond 2100 by an emissions trajectory leading to a slow decrease of warming afterwards.
- *Very Low emission scenario:* The Very Low emission scenario is designed to keep the temperature level as low as plausible given feasibility constraints. This scenario is thus relevant for the low end of the Paris range (staying as close as plausible to 1.5°C at the time of peak warming and limiting warming to 1.5°C by the end of the century). The second
- *Low-to-Negative emission scenario:* The last trajectory is a scenario with a higher overshoot of the 1.5°C goal, followed by stringent climate policies resulting in net-negative greenhouse gas emissions to return to lower warming levels, thus supporting research into the reversibility of climate outcomes and their impacts.

Formatted: Heading 2, Space After: 0 pt, Line spacing: single

Formatted: English (United States)

Formatted: English (United States)

Formatted: Space After: 0 pt

Formatted: English (United States)

Formatted: English (United States)

Formatted: English (United States)

Formatted: English (United States)

Formatted: English (United States)

Formatted: English (United States)

Formatted: English (United States)

Formatted: English (United States)

Formatted: English (United States)

Formatted: English (United States)

Formatted: English (United States)

Formatted: List Paragraph, Bulleted + Level: 1 + Aligned at: 0.25" + Indent at: 0.5"

Formatted: English (United States)

Formatted: English (United States)

Formatted: English (United States)

Formatted: English (United States)

Formatted: English (United States)

Formatted: English (United States), Subscript

Formatted: English (United States)

Formatted: English (United States)

Formatted: English (United States)

Formatted: English (United States)

Formatted: Subscript

Formatted: Subscript

Formatted: English (United States)

Formatted: English (United States)

Formatted: English (United States)

Formatted: English (United States)

Formatted: List Paragraph, Bulleted + Level: 1 + Aligned at: 0.25" + Indent at: 0.5"

Formatted: English (United States)

Formatted: Font: Italic

Formatted: Footer, Left, Indent: Left: 0", Line spacing: single





455 level. The uncertainty ranges indicated are only meant to emphasize the illustrative nature of the figure and have no specific meaning.

460 Table 1: Scenarios, naming, key design criteria, and their priority (expressed as Tier 1 and 2). These priorities are meant to be for models participating in emission-driven mode. We also request that these groups run, as part of Tier 1, the *Medium* scenario in concentration driven mode for comparison in order to distinguish the effects of the active carbon-cycle on the outcomes. Two more scenarios in concentration driven mode for these models are part of Tier 2. All the scenarios listed here will be provided also as concentrations for models that want to run ScenarioMIP in concentration mode, and for which Tier 1 will include all 7 scenarios.

Scenario group	Scenario name	Primary emissions or temperature design criteria	Additional emissions or temperature characteristics	Tier	Scenario-ID
High scenarios, emissions-driven	High (H)	Emissions as high as plausible consistent with climate policy rollback		1	esm-scen7-h
	High-to-Low (HL)	High emissions until second half of century, followed by rapid decline to net zero CO <sub>2</sub> in 2100		1	esm-scen7-hl
Medium scenarios, emissions-driven	Medium (M)	Emissions consistent with current policies frozen as of 2025		1	esm-scen7-m
	Medium-to-Low (ML)	Medium emissions until 2040 followed by gradual decline to net zero CO <sub>2</sub> in 2100		1	esm-scen7-ml
Low scenarios, emissions-driven	Low (L)	Emissions consistent with staying likely below 2 °C and not returning to 1.5 °C before the end of the century	Emissions decline toward net zero GHG emissions by 2100	1	esm-scen7-l
	Very Low (VL)	Emissions as low as plausible, consistent with limiting warming to 1.5 °C at the end of the century with overshoot as low as plausible	Rapid emissions decline toward net zero GHG emissions	1	esm-scen7-vl
	Low-to-Negative (LN)	Emissions consistent with limiting warming to 1.5 °C at the end of the century with higher overshoot compared to the VL scenario	Rapid emissions decline begins later than in VL scenario and leads to net negative GHG emissions by 2100	1	esm-scen7-ln
Concentration-driven	High, Concentration driven (HC)	Variant of H, concentration-driven for models that also run the emission-driven variant		2	scen7-hc
	Medium, Concentration driven (MC)	Variant of M, concentration-driven for models that also run the emission-driven variant		1	scen7-mc
	Low, concentration driven (LC)	Variant of L, concentration-driven for models that also run the emission-driven variant		2	scen7-lc

- Formatted ... [53]
- Formatted ... [54]
- Formatted ... [55]
- Formatted ... [56]
- Formatted ... [57]
- Formatted ... [58]
- Formatted ... [61]
- Formatted ... [65]
- Formatted ... [59]
- Formatted Table ... [60]
- Formatted ... [66]
- Formatted ... [62]
- Formatted ... [64]
- Formatted ... [63]
- Formatted ... [67]
- Formatted ... [69]
- Formatted ... [68]
- Formatted ... [70]
- Formatted ... [71]
- Formatted ... [73]
- Formatted ... [72]
- Formatted ... [75]
- Formatted ... [76]
- Formatted ... [77]
- Formatted ... [74]
- Formatted ... [78]
- Formatted ... [79]
- Formatted ... [80]
- Formatted ... [81]
- Formatted ... [82]
- Formatted ... [85]
- Formatted ... [86]
- Formatted ... [87]
- Formatted ... [83]
- Formatted ... [84]
- Formatted ... [89]
- Formatted ... [90]
- Formatted ... [91]
- Formatted ... [92]
- Formatted ... [88]
- Formatted ... [94]
- Formatted ... [95]
- Formatted ... [97]
- Formatted ... [93]
- Formatted ... [96]
- Formatted ... [98]
- Formatted ... [99]
- Formatted ... [100]
- Formatted ... [101]
- Formatted ... [102]
- Formatted ... [103]
- Formatted ... [104]
- Formatted ... [105]
- Formatted ... [106]
- Formatted ... [107]
- Formatted ... [108]
- Formatted ... [52]

## 2.4 Other design issues

### Natural forcings (Solar and Volcanic)

The solar forcing recommendations for CMIP7 are provided by the SOLARIS-HEPPA group. The historical forcing reconstruction covers the period up to December 31, 2023, and is extended through December 31, 2024. For future simulations from January 1, 2025, through 2299, the data uses an intermediate scenario from a stochastic ensemble of future solar activity, which is based on a surrogate analysis of cosmogenic isotope datasets. The complete recommendations and dataset construction are described in Funke et al. (2024)(2024).

The CMIP7 forcing task team has developed a new historical reconstruction for stratospheric aerosol optical properties and volcanic sulfur emissions covering the period from January 1750 to December 2023 (Aubry et al., in prep). For the future scenarios, a specific protocol will be followed to ensure a smooth transition and a consistent baseline for future projections.

(Aubry et al., 2025). The future volcanic forcing will involve a 9-year linear ramp-up from the historical values at the end of 20242023, to a new background level. This background is defined as the mean stratospheric aerosol optical depth (SAOD) calculated over the 1850–2021 period (a value that results to be higher than the average between 2000 and 2020, a relatively quiescent volcanic eruption period). The SAOD will ramp up until 2033 and then hold steady at this piControl climatological value for the remainder of the future simulations. Notably, the major eruption of Hunga Tonga-Hunga Ha'apai in 2022 is deliberately excluded from the future forcing scenarios to avoid its large and anomalous cooling signal from complicating the analysis of the anthropogenic warming signal in the scenario runs. Full details of the methodology and dataset are forthcoming (Aubry et al., in prep). Full details of the methodology and dataset are forthcoming (Aubry et al., 2025).

### Air pollution control

All scenarios include air pollution representation (Short Lived Climate Forcers (SLCFs), among which aerosols including sulfur, BC and OC emissions) and assumptions related to air quality measures. The effects of air quality measures on global radiative forcing can be significant (Skeie et al., 2024). Despite lack of agreement (Skeie et al., 2024). Despite lack of agreement among different ESMS over the response of regional climate to aerosol forcings, and a low signal to noise ratio of these responses, aerosol emissions have been observed to shape regional climate and will be one of the major drivers to influence climate change in coming decades (Persad et al., 2022).

In the low scenarios, sulfur and aerosol emissions will be low as a result of the reduction in fossil fuel use. While these emissions in the high scenarios are likely to be higher, they could still be relatively low as a result of air pollution control

Formatted: Heading 2, Space After: 0 pt, Tab stops: Not at 1.01"

Formatted: Font: Not Italic

Formatted: Right: 0", Space After: 0 pt, Line spacing: 1.5 lines

Formatted: Font color: Auto, English (United States)

Formatted: Font color: Auto, English (United States)

Formatted: Font color: Auto, English (United States)

Formatted: Space Before: 0 pt, After: 0 pt, Line spacing: 1.5 lines

Formatted: Font color: Auto, English (United States)

Formatted: Font: Not Italic, English (United States)

Formatted: Font: Not Italic

Formatted: Font: Not Italic

Formatted: Right: 0", Space After: 0 pt, Line spacing: 1.5 lines

Formatted: English (United States)

Formatted: Font: Times New Roman, 10 pt, Font color: Custom Color(RGB(31,31,31)), English (United States)

Formatted: English (United States)

Formatted: English (United States)

Formatted: Footer, Left, Indent: Left: 0", Line spacing: single

(consistent with historic observations and also more recent trends in China). It should also be noted that assuming high aerosol emissions in this high scenario would dampen warming, lead to less precipitation and therefore a narrower range in precipitation between the high and other scenarios, which might be less useful for impact assessment (Shiogama et al., 2023). Thus, we propose to assume relatively low aerosol levels in the high scenario based on air pollution control. A high aerosol variant could be run in AerChemMIP and RAMIP (Wilcox et al., 2023). For the higher GHG emission scenarios, the emissions of air pollutants are also strongly influenced by specific air pollution control policies (as observed in many regions historically). In the High and High-to-low scenarios, the levels of air pollution control vary consistent with underlying assumptions on socio-economic development. Alternative scenarios could be run in AerChemMIP and RAMIP (Wilcox et al., 2023).

#### Ensembles

Recommendations on the use and size of initial condition ensembles are particularly relevant at the low end of the scenario range where the emergence of a climate signal relative to other low scenarios is expected to require relatively larger ensembles but are also important to enable sampling of longer return period events (rarer events) at all levels of forcing. For CMIP7, we encourage running ensembles of at least 5 members or more for each scenario ideally, to quantify the role of initial condition/internal variability uncertainty in scenario outcomes. If necessary, the three low scenarios could be prioritized, according to modeling centers' capacities. — Sufficient representation of natural variability is decisive to inform climate risk assessments and adaptation decisions (Lehner & Deser, 2023; Pfleiderer et al., 2025).

#### IAM model runs

Based on the mostly qualitative formulation of the sixseven scenarios in this document, ScenarioMIP asked the IAM community to provide a database of alternative (i.e., ideally more than one) quantitative interpretations of each of the scenarios (see also Box 3). The Scenario Working Group of IAMC has organized the planning, development, and vetting of the emissions and land use scenarios, including the selection of single "marker" implementations of each scenario for provision to ESMS. This process and its results were nearly finished at the time of the final publication of this protocol and will be documented in further publications. The final set of IAM scenarios is fully consistent with the scenarios described in this paper. The full database of alternative scenarios will provide a basis for the broader IAM community to explore variants that alter key parameters, such as underlying socio-economic assumptions, climate policy and equity considerations and CDR use. These variants could also explore the implications of climate change impacts for the scenarios (see below under "Impacts and adaptation" for a discussion of this particular issue). Additional quantifications from models beyond those doing the initial quantification is strongly encouraged.

#### Box 3: Different emission reduction and carbon dioxide removal strategies

Strategies of emission reduction and carbon dioxide removal measures can differ in timing, geographic location and underlying socio-economic assumptions. For instance, climate impacts can be different for carbon dioxide removal originating from bioenergy with carbon capture and sequestration (BECCS) or from afforestation and reforestation. The same can be the case for different underlying socio-economic assumptions. Emission reduction and carbon dioxide removal can also differ in terms

Formatted: English (United States)

Formatted: Space After: 0 pt, Line spacing: 1.5 lines, Tab stops: Not at 0.42"

Formatted: Font: Not Italic

Formatted: Font: Not Italic

Formatted: Space After: 0 pt, Line spacing: 1.5 lines

Formatted: English (United States)

Formatted: English (United States)

Formatted: English (United States)

Formatted: English (United States)

Formatted: English (United States)

Formatted: Font: Not Italic

Formatted: Space After: 0 pt, Line spacing: 1.5 lines

Formatted: English (United States)

Formatted: English (United States)

Formatted: English (United States)

Formatted: English (United States)

Formatted: English (United States)

Formatted: Font: Not Italic, English (United States)

Formatted: English (United States)

Formatted: English (United States)

Formatted: Font: +Body (Times New Roman)

Formatted: Left

Formatted: Footer, Left, Indent: Left: 0", Line spacing: single

of the contribution of various sectors and countries, strongly related to justice issues. The latter will be further explored in mitigation research and assessed in subsequent IPCC WGIII reports. In ScenarioMIP, the focus is on the climate response of different forcing trajectories. It will be interesting to further research whether differences in strategies lead to clearly identifiable physical responses in climate model runs, even if the existing literature is unable to draw robust conclusions in a multi-model context. Continuing to address this research question can further inform the exchangeability of climate model simulations for different impact studies. It should be noted that solar radiation management is not included in these experiments as it is covered in a separate MIP (GeoMIP) (Visioni et al., 2024).

Emission reduction strategies can differ in timing, geographic location, the choice of technologies and other mitigation actions (including the use of CDR). Such differences in mitigation strategies form the main focus of mitigation research, including relationships with justice. Some of these differences also lead to different climate outcomes, including timing and overshoot. Several land-related mitigation options such as bioenergy with carbon capture and sequestration (BECCS) and afforestation may not only impact greenhouse gas concentration but also, for instance, albedo. These differences are also important for ScenarioMIP. This does also inform us about one element of the scenario matrix, i.e. the degree to which different socio-economic scenarios can be combined with all climate scenarios. Carbon dioxide removal strategies play a central role – as they can influence the timing of mitigation action, the ambition, but also land use. In this paper, for this reason we have separate section on the representation of CDR. It should be noted that solar radiation management is not included in these experiments, but is covered in a separate MIP (GeoMIP) (Visioni et al., 2024). Novel CDR methods (such as ocean alkalinity enhancement) will be a focus in CDRMIP.

#### Impacts and adaptation

ScenarioMIP requests that the IAM teams produce simulations that do not include climate change impacts on society or ecosystems (e.g. on agriculture, energy use, economic growth, or biodiversity). At this point in time, there are two main reasons for this. First, one of the main uses of the scenarios and their climate outcomes is to drive impacts estimation by the impact modeling community, which uses both the climate projections and the direct human drivers (such as land use and agricultural systems changes) as input to their analyses. If the IAM scenarios (and therefore the climate projections based on them) already include impacts, further impact modeling based on these scenarios would lead to double counting. Second, IAMs currently do not represent a full range of potential impacts and generally lack the detail needed to represent many regional impacted systems and adaptation strategies. Including impacts in the IAM scenarios would therefore only provide a partial and somewhat arbitrary accounting of potential climate effects. The IAM and ESM scenarios are therefore not intended to provide complete pictures of potential future worlds. Rather, they must be augmented by impact and adaptation studies that complete that picture so that it includes climate shifts, mitigation, impacts, adaptation, and development. At the same time, demand for fully consistent scenarios is growing. It is, therefore, encouraged that IAM modelers undertake research projects to produce additional scenarios in which impacts are accounted for. This work may also lead to different scenario protocols for future ScenarioMIP exercises.

#### Modeling assumptions

The modeling paradigms and assumptions underlying IAM implementations relate to questions of socio-economic development, technological progress, mitigation preferences and climate justice. Exploring the implications of these assumptions, and alternative implementations, is of critical importance to provide policy relevant science to inform the deliberations on mitigation efforts and their regional distribution. These important questions, however, are outside the scope

Formatted: Font: Bold

Formatted: Font: Not Italic, English (United States)

Formatted: Font: Not Italic, English (United States)

Formatted: Space After: 0 pt, Line spacing: 1.5 lines

Formatted: English (United States)

Formatted: English (United States)

Formatted: English (United States)

Formatted: English (United States)

Formatted: English (United States)

Formatted: English (United States)

Formatted: Space After: 0 pt, Line spacing: 1.5 lines

Formatted: Font: Not Italic

Formatted: Line spacing: 1.5 lines

Formatted: English (United States)

Formatted: Footer, Left, Indent: Left: 0", Line spacing: single

of ScenarioMIP, which is an exercise of CMIP that is focused on providing scenario forcing data for ESMs (see Box 2). The use of IAMs within ScenarioMIP is limited to providing emissions and land use forcing time series that allow for the exploration of different global climate futures. An exploration of alternative implementations of the ScenarioMIP scenario narratives using different modeling paradigms and normative assumptions is explicitly encouraged. Meanwhile, our working assumptions, from a climate modeling perspective, are that the regional distribution of carbon emissions do not matter to ESM outcomes, having long been characterized by their “well-mixed” nature, and therefore do not produce regional responses linked to the location of the sources of emissions. Regional distributions of land use, aerosols and other localized forcings have been shown to produce local responses that are ~~however, for now, model dependent~~ and result in ~~non-robust patterns of climatic changes in a multi-model context, such as CMIP-type ensemble experiments (Westervelt et al., 2020; Tebaldi et al., 2023); (Tebaldi et al., 2023; Westervelt et al., 2020).~~

#### The role of complex climate models vs emulators

Some further exploration is needed of the role of different tools at different levels of the modeling hierarchy, especially ESMs vs emulators of climate model output. By emulators we ~~here~~ refer to computationally efficient tools that, when driven by a scenario, are able to provide impact-relevant variables akin to climate model output in spatial resolution and time frequency, bypassing the need to run ESMs. Emulators need to critically rely on available ESM ensembles over a wide range of scenarios for training. Their use can be attractive both to fill gaps in the design and to accelerate the uptake of some of the outcomes of new scenarios by the wider research community. Thus, it is useful to consider how emulators can further reduce the computational load on complex climate models for scenario exercises and the expectation is that, given the rapid developments in the emulation space of the last few years, especially with the deployment of machine learning, ~~the use of emulators to substitute for ESM output may become more feasible in the not-so-distant future (Eyring et al., 2024).~~ and more broadly AI climate models, the use of emulators to augment or even substitute for ESM output may become more feasible in the not-so-distant future (Eyring et al., 2024). As of now, however, no emulator can address the provision of all outputs from an ESM and for all types of scenarios. High frequency (e.g. daily) output, jointly simulated variables (respecting correlations between them), and more generally variables other than average temperature and precipitation still present a challenge to emulators. In the scenario space, overshoot/peak-and decline scenarios (intended here as temperature trajectories that exceed a global warming level of interest for a limited time and later experience a decline, due to declining GHG concentrations including from negative emissions) constitute particularly open questions, given the scarcity of this type of scenario simulation by ESMs on which emulators could be trained. At this point in time, therefore, it is envisioned that all ScenarioMIP scenarios will be run using ESMs. The ScenarioMIP protocol therefore requests all scenarios to be run using ESMs. However, clearly it will be interesting to use emulators to add to these runs. Emulators may also be useful to boost ensemble sizes of existing ESM simulations. ~~ESMs. However, we do not exclude the possibility that, for specific projects utilizing specific climate variables and specific scenarios that have been shown to be emulated with fidelity, emulation could be a viable substitute, and will accelerate the penetration within the impact research communities of larger numbers of newly developed scenarios.~~

Formatted: English (United States)

Formatted: English (United States)

Formatted: Font: Bold

Formatted: Space After: 0 pt, Line spacing: 1.5 lines

Formatted: Font: Not Italic

Formatted: Font: Not Italic

Formatted: English (United States)

Formatted: English (United States)

Formatted: English (United States)

Formatted: English (United States)

Formatted: English (United States)

Formatted: English (United States)

Formatted: English (United States)

Formatted: English (United States)

Formatted: English (United States)

Formatted: Footer, Left, Indent: Left: 0", Line spacing: single

Input variables for ESMs and impact models

ScenarioMIP will provide data as external forcing for Earth system model simulations and additional information on socio-economic development and related parameters for the Impacts, Adaptation and Vulnerability research community. Table 2 illustrates what type of data could be made available, although further parameters may also be provided. We note here that some variables, such as gridded population and urban land cover, are the result of dedicated efforts by the larger research community, rather than being a byproduct of IAM simulations.

**Table 2: Input data for Earth System Model (ESMs) and Vulnerability, Impact and Adaptation (VIA) research communities (illustrative list)**

	Climate models - ESMs	Vulnerability, Impact and adaptation community - VIA
Data provided during CMIP6	<ul style="list-style-type: none"> <li>- CO<sub>2</sub> emissions (fossil + land use) + concentrations (harmonised/harmonized with historical data)</li> <li>- Land cover change (harmonised/harmonized with historical data)</li> <li>- CH<sub>4</sub>, N<sub>2</sub>O, CO, NO<sub>x</sub>, H<sub>2</sub>, VOC, SO<sub>2</sub> halogenated gases emissions and concentrations (harmonised/harmonized with historical data)</li> <li>- Aerosol optical properties and ozone concentrations (based on run via atmospheric chemistry model driven by scenario emissions data)</li> </ul>	<ul style="list-style-type: none"> <li>- Gridded population</li> <li>- Energy system parameters</li> <li>- Gridded land use/crop data (in addition to land cover)</li> <li>- Gridded water consumption and irrigation</li> </ul>
Additional data	<ul style="list-style-type: none"> <li>- Gridded urban land cover</li> <li>- Data on CDR activity (afforestation and reforestation areas; net-negative emissions)</li> <li>- Gridded water consumption (gridded)</li> <li>- Fertiliser/Fertilizer use</li> <li>- Crop yields</li> <li>- Gridded energy consumption - Other</li> </ul>	<ul style="list-style-type: none"> <li>- Gridded urban land cover</li> <li>- Income distribution and poverty/inequality</li> <li>- Fertiliser/Fertilizer use</li> <li>- Crop yields</li> <li>- Gridded energy consumption</li> <li>- Air pollution</li> </ul>

Further, the CMIP7 Forcings Task Team is in place to address some of these issues (required forcing input files, harmonization) and coordinate the provision of ESM forcings through the input4mips effort. This includes, for instance, harmonization of

- Formatted ... [110]
- Formatted ... [111]
- Formatted ... [112]
- Formatted ... [113]
- Formatted ... [114]
- Formatted ... [115]
- Formatted ... [116]
- Formatted ... [120]
- Formatted ... [119]
- Formatted ... [117]
- Formatted Table ... [118]
- Formatted ... [121]
- Formatted ... [122]
- Formatted ... [125]
- Formatted ... [136]
- Formatted ... [123]
- Formatted ... [126]
- Formatted ... [135]
- Formatted ... [124]
- Formatted ... [127]
- Formatted ... [137]
- Formatted ... [128]
- Formatted ... [138]
- Formatted ... [139]
- Formatted ... [129]
- Formatted ... [130]
- Formatted ... [131]
- Formatted ... [132]
- Formatted ... [133]
- Formatted ... [134]
- Formatted ... [140]
- Formatted ... [142]
- Formatted ... [141]
- Formatted ... [143]
- Formatted ... [151]
- Formatted ... [144]
- Formatted ... [152]
- Formatted ... [153]
- Formatted ... [145]
- Formatted ... [154]
- Formatted ... [146]
- Formatted ... [155]
- Formatted ... [147]
- Formatted ... [148]
- Formatted ... [150]
- Formatted ... [149]
- Formatted ... [156]
- Formatted ... [157]
- Formatted ... [158]
- Formatted ... [109]

620 historical emission data and provision of consistent gridded land use data. ~~For this, ScenarioMIP is working closely together with the Forcing Task Team.~~

#### *Consistency with earlier scenario sets*

625 ~~In CMIP6, one of the scenario design's stated goals was to facilitate comparison with CMIP5 and some studies were published~~  
that quantified the relative contribution of different scenario composition versus different models to the changes in temperature  
range under comparable global radiative forcing pathways. ~~It is assumed, however, However, we believe, that for the study of~~  
consistencies and differences due to model development, the experiments prescribed as part of CMIP's Diagnostics, Evaluation  
and Characterization of Klima (DECK) are more suitable. ~~We do not exclude the possibility that one or more scenarios~~  
~~developed according to the new Therefore, no design choices will choice was added to produce global forcings comparable to~~  
630 CMIP6 scenarios, ~~but the choice was made not to use the principles of continuity and comparability to constrain the~~  
~~ScenarioMIP design.~~

#### **2.5 Timeline**

635 ~~One of the goals of ScenarioMIP is to produce scenarios that can be useful to the 7<sup>th</sup> Assessment Report of IPCC. This means~~  
that studies forming the basis of the assessment and relying on the new scenarios outcomes need to start appearing in the peer-  
reviewed literature in the 2026-2027 time-frame. ~~We recognise/cognize, that although the IPCC and CMIP7 timelines will~~  
facilitate a rigorous assessment of CMIP7 simulations by Working Group I, the research time available for the vulnerability,  
impacts and adaptation (VIA) research using CMIP7 data is quite constrained. Therefore, ~~several of the IAM scenarios based~~  
on this proposal ~~and the subsequent data steps to create input data for ESMs are intended to be completed by around~~ the end of  
640 2025/early 2026, so that the climate model simulations can start early in 2026. This should allow for ESM experiments based  
on the Tier1 scenarios to ~~become start becoming~~ available in mid-2026.

#### **3 Further elaboration of the design of the emission scenarios for CMIP7**

645 ~~The ScenarioMIP scenarios are elaborated using IAMs. As indicated in Table 2, the key output data for ESM model runs~~  
~~include emissions of CO<sub>2</sub>, non-CO<sub>2</sub> greenhouse gases and air pollutants and land use. Subsequently, the emission data is~~  
~~harmonized with historical data<sup>5</sup> (following similar methods as used in CMIP6 (Gidden et al., 2019)). The output is run through~~  
~~small climate models and an atmospheric chemistry model to provide concentration data for ESM that need such input. For~~  
~~land use, the data is harmonised to a historical data set, again following a procedure similar to CMIP6, but now also including~~

<sup>5</sup> <https://zenodo.org/records/17527153>.

Formatted: Space After: 0 pt, Line spacing: 1.5 lines

Formatted: English (United States)

Formatted: Space After: 0 pt

Formatted: English (United States)

Formatted: English (United States)

Formatted: English (United States)

Formatted: English (United States)

Formatted: Heading 2, Space After: 0 pt, Line spacing: single

Formatted: English (United States)

Formatted: English (United States)

Formatted: English (United States)

Formatted: English (United States)

Formatted: English (United States)

Formatted: English (United States)

Formatted: English (United States)

Formatted: English (United States)

Formatted: English (United States)

Formatted: Heading 1, Space After: 0 pt, Line spacing: single

Formatted: Footer, Left, Indent: Left: 0", Line spacing: single

additional information for CDR (see Section 5) (Hurt et al., 2020). Below, further guidance is given to the elaboration of the individual scenarios and their role in the overall set.

### 3.1 Design of the High emission scenario (H)

The High emission scenario explores a future world that weakens or even abandons mitigation policies and actions and that, combined policies – in combination with other development trends, leads that could lead to high emissions that are judged to be as high as plausible (see Box 1 on A scenario exploring the high-end of the plausibility). It range is important for addressing questions such as: what are the physical, socio-economic, and ecological impacts associated with a scenario in which climate mitigation policy largely fails? What is the risk of reaching potential tipping points in the Earth system over a wide range relatively high level of future warming levels? How large might the climate change risks be to which society may have to adapt? Do non-linear responses alter the nature of extreme events as the world reaches higher look like at such warming levels? How and how far beyond current conditions are known adaptations viable? When comparing to lower emission scenarios, how much might mitigation policies reduce risks relative to a future with high warming?

The scenario includes events and outcomes is based on trends that may not be the most likely given (based on a current trends assessment), but that are still plausible. The world view it represents is consistent with (see Box 1). These trends can be characterized as policy roll-back, the lack of coordination and cooperation for addressing global environmental concerns, societies and industries depending on and even reverting to increased interest in fossil fuel resources, the adoption of resource- and energy-intensive production technologies and lifestyles, and unforeseen technological barriers. This lack of development in low-emission technology. Clearly, this scenario is not meant to represent a “business-as-usual” or scenario nor the no-policy reference scenario for the other scenarios. The scenario is intended to explore the upper end of GHG emissions resulting from deep political, technological, and structural deviation from current trends.

In this scenario there are various reasons why such a scenario could emerge. For instance, a rollback of climate policies could result from a lack of public support for the energy transition (e.g. local opposition to building new wind farms), while the position of fossil fuel industries could be strengthened given concerns about jobs, national energy security and existing assets. Also, the rapid cost decrease in renewable energy of the past decade is followed by a period of slowdown of cost declines could be discontinued, possibly as a result of regional scarcity and limited tradability in materials for solar and wind technologies and EV batteries (IEA, 2021; Schlichenmaier and Naegler, 2022). This coincides with a rollback of climate policies given a lack of public support for the energy transition (e.g. local opposition to building new wind farms). The position of fossil fuel industries could remain strong, driven by concerns about jobs and national energy security. (IEA, 2021; Schlichenmaier & Naegler, 2022).

Formatted: Space After: 0 pt, Line spacing: 1.5 lines

Formatted: Font:

Formatted: Heading 2, Space After: 0 pt

Formatted: English (United States)

Formatted

... [159]

Formatted: Right: 0", Space After: 0 pt, Line spacing: 1.5 lines

Formatted

... [160]

Formatted: Space After: 0 pt

Formatted

... [161]

Formatted: Footer, Left, Indent: Left: 0", Line spacing: single

680 In principle, such a scenario could be based on different types of socio-economic development, a High-emission could  
be consistent with a range of pathways, including high economic growth scenarios (e.g., SSP5) and regional  
rivalry/competition scenarios (such as SSP3, or alternative cases). In the development process for CMIP7, IAM teams have  
explored a number of several possibilities, with the marker scenario likely to be based on showing that the emissions associated  
with SSP3. However, the High-to-Low marker scenario (discussed below) has and SSP5 based variants could be reasonably  
685 similar GHG emissions until the second half of the century but is based on SSP5, demonstrating that multiple development  
pathways can lead to high emissions.

690 In, with SSP5 often being slightly above SSP3 scenarios. The high challenges to adaptation in SSP3 would make these variants  
more interesting from an impact perspective. In SSP3-based High scenario, a resurgent nationalism, concerns about  
competitiveness and security, and regional conflicts push countries to increasingly focus on domestic or regional issues.  
Policies shift to become/becoming increasingly oriented toward national and regional security issues, including barriers to  
trade. A low international priority for addressing climate concerns leads to a collapse of international and national climate  
policies. This means that the SSP3 variant was preferred to the High emission scenario. For the High-to-Low marker scenario  
695 (discussed below), instead the SSP5 scenario was used as the SSP5 storyline is more amendable for a shift in policy trends.  
However, the exercise demonstrates that multiple development pathways can lead to high emissions. It is important to realize  
that the climate outcomes resulting from the High scenarios can still be combined with different socio-economic development  
pathways.

700 It should be noted that based on the scenario framework design, climate impacts are not included in the scenarios produced for  
ScenarioMIP. As discussed in section 2, this approach is taken to facilitate research by the impacts community and to avoid  
including only a partial accounting for impacts. It also implies that the judgment of plausibility of this scenario is conditional  
on the assumption of not including impacts.

705 An additional issue is the treatment of fossil fuel reserves and resources. The cumulative amount of fossil fuel use is likely to  
be considerably larger than the estimated total reserves (these are known deposits that are extractable at current prices and  
technologies) (Bauer et al., 2016; Rogner, 1997). Future technologies or market prices would make current resources (estimates  
of undiscovered deposits and/or those not recoverable at current prices) recoverable to some extent. The IAMs already include  
decision criteria about the use of such energy resources. How these play out in any particular version of the high scenario needs  
to be transparent.

710

Formatted: English (United States)  
Formatted: English (United States)  
Formatted: English (United States)  
Formatted: English (United States)  
Formatted: English (United States)  
Formatted: English (United States)  
Formatted: English (United States)  
Formatted: English (United States)

Formatted: Right: 0", Line spacing: 1.5 lines  
Formatted: English (United States)  
Formatted: English (United States)  
Formatted: Font: Italic, English (United States)  
Formatted: English (United States)  
Formatted: English (United States)  
Formatted: English (United States)

Formatted: English (United States)  
Formatted: Line spacing: 1.5 lines

Formatted: Footer, Left, Indent: Left: 0", Line spacing: single

It is clear that this scenario needs a strongly argued and well-founded storyline to motivate the techno-economic, political and socio-economic assumptions that drive the transformation, since over the past decade several developments and trends have diverted away from very high emission levels. In particular, progress in the fields of renewable energy technologies and electrification of end uses have substantially eroded the competitive advantages of fossil fueled technologies.

715 -The *High* emission scenario, by design, does not include climate impacts (Section 2). This implies that the judgment of  
plausibility of this scenario is conditional on this assumption. Another plausibility question relates to the volume of fossil fuel  
720 reserves and resources. Clearly, the cumulative amount of fossil fuel use in the *High* emission scenario is considerably larger  
than the estimated total reserves (known deposits that are extractable at current prices and technologies) (Bauer et al., 2016;  
Rogner, 1997). However, it is also considerably lower than total resources estimates (estimates of undiscovered deposits and/or  
those not recoverable at current prices) meaning that future technologies and price trends could make the resource trend  
possible.

### 3.2 Design of the High-to-Low emission scenario (HL)

725 This *High-to-Low* scenario represents a ~~world~~ global emission trend that, like, is similar to the *High* scenario, produces  
emissions that are as high as plausible, partly due to a rollback in climate policy up to the middle of the century, but that later  
in the century embarks on rapid emissions reductions resulting in is followed by a deep reduction towards net zero CO2  
emissions by 2100. ~~Such a trend could result from climate policy based on observed impacts. The scenario can address~~  
730 questions including like: What would the climate consequences be of substantially delayed mitigation after following a very  
high emissions pathway? How much warming could late but rapid emissions reductions prevent? Assuming And, assuming  
that emissions of CO2 become net negative beyond 2100 (which is part of the scenario extensions design, see ~~section~~Section  
4), how large of a temperature overshoot might this lead to, and what would its consequences be for natural, managed, and  
human systems?

735 This scenario has similar considerations as the *High* scenario regarding the socio-economic pathway that could lead to high  
emissions and, in addition, must consider what type of pathway would also produce the capacity for rapid mitigation late in  
the century. As a result, the marker implementation of this scenario is likely to be based on The SSP5, which pathway could  
provide a consistent story as it assumes rapid technological development and high economic growth. It is assumed in this ease  
740 that, until about 2070, there is Based on this, the scenario would assume little effort to avoid global environmental concerns  
due to perceived tradeoffs with economic up to the second half of this century; after that increased concerns and technology,  
development, while local environmental impacts (e.g. aerosols related to air pollutant emissions) are addressed effectively by  
technological solutions. Technological progress and investments focus on fossil fuels while low investment in low carbon  
technologies leads to relatively high barriers to development and dissemination in renewables and other low carbon

Formatted: Heading 2, Line spacing: single

Formatted: English (United States)

Formatted: English (United States)

Formatted: English (United States)

Formatted: Font: Italic, English (United States)

Formatted: English (United States)

Formatted: Space After: 0 pt

Formatted: English (United States)

Formatted: English (United States)

Formatted: English (United States)

Formatted: English (United States)

Formatted: English (United States)

Formatted: English (United States)

Formatted: English (United States)

Formatted: English (United States)

Formatted: English (United States)

Formatted: Font: Italic, English (United States)

Formatted: English (United States)

Formatted: English (United States)

Formatted: English (United States)

Formatted: English (United States)

Formatted: English (United States)

Formatted: Footer, Left, Indent: Left: 0", Line spacing: single



775 Another complexity is whether to focus only on national policies, or to include corporate pledges, which is consistent with the need for public, private and citizen responses to the climate challenge. In the Medium scenario we take the pragmatic choice of focusing on national policies but recommend further work on the sensitivity of current policy outcomes to a broader interpretation of emission reduction pledges.

780 The marker implementation of this scenario is likely to be In determining the impact of current policies, we assume that they stay in place during the announced period. For the period beyond this, the IAM community has developed several methods to extend current policies (typically beyond 2030) (van Soest et al., 2021). Here, it is assumed that current policies stay in place, while no new policies are accounted for. This does provide a clearer baseline against which the effect of new long-term policies can be evaluated in future studies. The scenario can be seen as an updated version of the reasoning from the “CurPol” scenario assumptions used in Working Group III of IPCC AR6 (IPCC, 2022b).

785 The marker implementation of this scenario is based on SSP2, with its middle of the road assumptions about socio-economic development. However, it would be interesting to explore these scenarios under a wider set of socio-economic assumptions. While we assume that climate policies remain at current levels, other policy areas could still develop. In addition, underlying technology assumptions are allowed to evolve, and the sensitivity of results to these assumptions should be assessed. As a starting point for this scenario we recommend using an updated version of the reasoning from the “CurPol” scenario assumptions used in Working Group III of IPCC AR6 (IPCC, 2022a).

790 For consideration in the longer term, we would recommend exploration of the climate response to alternative IAM implementations of the current policy assumptions above, and potentially a wider consideration of other interpretations of current policy, including alternative views on policies around air quality.

### 795 3.4 Design of the Medium-Low-Medium to Low emission scenario (ML)

800 This The Medium to Low emission scenario (see Fig.1) describes a future in which strengthened mitigation efforts are delayed, falling short of the levels required to meet the objectives of the Paris Agreement. The As such, the scenario corresponds to emissions developments that gradually fall below the Medium scenario after 2040. The scenario would can be used to explore the impacts of temperature levels in between the Medium and Low scenarios. Moreover, after 2100 AD, when the scenario’s extension transitions to net negative GHGCO<sub>2</sub> emissions, the scenario could be used explores an overshoot trajectory to explore assess the possibly related impacts during and after. The underlying logic of the temperature overshoot scenario is that occurs. It could plausibly be motivated by political constraints to limit rapid near-term action which, however, these lessen over time as the magnitude of observed climate impacts increases and mitigation costs decline with technological progress. The scenario represents a moderate action interpretation of a world that fails to implement the Paris Agreement. It would As a result, the scenario is expected to reach peak warming and net-zero CO<sub>2</sub> emissions at approximately the end of the century,

Formatted: English (United States)  
Formatted: Space After: 0 pt

Formatted: English (United States)  
Formatted: English (United States)  
Formatted: Heading 2, Space After: 0 pt  
Formatted: English (United States)  
Formatted: English (United States)  
Formatted: English (United States)  
Formatted: English (United States)  
Formatted: Font: Italic, English (United States)  
Formatted: English (United States)  
Formatted: Font: Italic, English (United States)  
Formatted: English (United States)  
Formatted: English (United States)  
Formatted: English (United States)  
Formatted: English (United States)  
Formatted: English (United States)  
Formatted: English (United States)  
Formatted: English (United States)  
Formatted: English (United States)  
Formatted: English (United States)  
Formatted: English (United States)  
Formatted: English (United States)  
Formatted: English (United States)  
Formatted: Footer, Left, Indent: Left: 0", Line spacing: single

with modest levels of net-negative CO<sub>2</sub> emissions thereafter aiming at the 1.5°C level on a multi-century time scale. It is based on the same socio-economic development pathway assumed for the *Medium* scenario. In terms of underlying socio-economic development, multiple SSPs could be possible. In the elaboration of the IAMs, SSP2 was mostly used.

- Formatted: English (United States)
- Formatted: Font: Italic, English (United States)
- Formatted: English (United States)
- Formatted: Font: Times New Roman, 10 pt, English (United States)
- Formatted: Font: Times New Roman, 10 pt, English (United States)
- Formatted: English (United States)

### 810 3.5 Design of the Low emission scenario (L)

The *Low*, *Very Low* and *Low-to-Negative* emission scenarios are all aimed to explore relevant trajectories in the context of the Paris Agreement. In all three scenarios, emissions are reduced rapidly, but with different levels of ambition and with different timing. Specifically, in the *Low* scenario, the aim is to stay likely (>66% probability) below 2°C at all times, comparable to the C3 category of IPCC AR6 WGIII (Kikstra et al., 2022; Riahi et al., 2022). Questions related to this scenario are the associated climate impacts (vis-à-vis scenario with higher emissions, but also those with even lower emissions), as well as the required emission reduction measures.

815

In 2030, the emissions of the *Low* emission scenario will be similar to the current emission pledges as captured by the NDCs for 2030 (thus going beyond current policies). After that, emissions are projected to be reduced further and reach net-zero CO<sub>2</sub> emissions around 2070. Before 2070, some carbon dioxide removal (CDR) use might offset hard-to-abate emissions. After 2070, emissions reductions continue, reaching net-zero GHG emissions before 2100 and staying at approximately that level in the long term. This design helps to better understand the long-term climate implications of sustained net-zero GHG emissions.

820

To conform with the design specifications and plausibility criteria for short-term developments in 2030, carbon prices need to be regionally differentiated in 2030 (leading to higher taxes in high-income countries). After 2030, regional carbon prices should converge until they reach a globally uniform level in 2070. The exact elaboration is described further in the IAM papers related to ScenarioMIP.

825

### 3.5. Design of the Very Low emission scenario (VL)

We first discuss the lowest near-term emission pathway among the ScenarioMIP pathways as it partly also defines the other low scenarios. At this point of time, some overshoot of the 1.5°C seems unavoidable (Reisinger et al., 2025). The *Very Low* (VL) emission scenario should be designed such that the resulting temperature outcomes to keep climate change at the time of peak warming are as low as can still be plausibly achieved (see Box 1 on plausibility). By now, some overshoot of the 1.5°C, at least in the median estimate, seems unavoidable. A key question is to what level can an overshoot be constrained and how fast can warming be reduced after it peaks? In the scenario, we assume that temperature levels come back to below 1.5°C by the end of the century. It should be noted, however, that as for other scenarios, the actual behavior of the ESMs that will be used to run this scenario is at the

830

835

- Formatted: English (United States)
- Formatted: English (United States)
- Formatted: Heading 2, Space After: 0 pt
- Formatted: Right: 0", Space After: 0 pt, Line spacing: 1.5 lines
- Formatted: English (United States)
- Formatted: Font: Italic, English (United States)
- Formatted: English (United States)
- Formatted: English (United States)
- Formatted: English (United States)
- Formatted: English (United States)
- Formatted: English (United States)
- Formatted: English (United States)
- Formatted: English (United States)
- Formatted: Footer, Left, Indent: Left: 0", Line spacing: single

moment uncertain due to both uncertainty in the physical climate response and the added uncertainty in the carbon cycle response when models are run in emission driven mode. temperature trajectory will be determined by the ESM model runs.

840 Critical design elements of the VL scenario are reducing CO<sub>2</sub> emissions rapidly and deeply and reaching net-zero CO<sub>2</sub> emissions as quickly as possible (for example between 2045-2060), and net-zero GHGs soon thereafter. Also, non-CO<sub>2</sub> emissions should be reduced deeply, including rapid CH<sub>4</sub> emissions reductions in the near-term in order to limit peak warming levels as much as plausible. Aerosol emissions are determined by associated changes in energy and land use and assumptions about air pollution control policies. The scenario has ambitious assumptions about air pollution controls in line with sustainable development objectives.

845 After the point of net-zero CO<sub>2</sub> emissions, the pathway is designed to transition to sustained net-negative CO<sub>2</sub> emissions in order to increase the likelihood of limiting warming to 1.5°C in the second half of the century as computed by SCMs). This should entail reaching net-zero GHG emissions in the second half of the 21st century.

The scenario should also consider/considers other Sustainable Development Goals (SDGs), including such as protecting biodiversity and reducing global inequalities, to the extent feasible. The scenario also has ambitious assumptions about air pollution controls. This is not to say that consideration of SDGs is unimportant in other scenarios, but that they may be of particular concern in the VL scenario, also given the potential for possible concerns related to rapid emissions reduction to impact development concerns. IAM teams should explore measures that minimize trade-offs and exploit synergies (e.g. dietary change for land use) when designing the emission scenarios in relation to development goals. IAM teams are strongly encouraged to explore this further in subsequent research on VL emissions trends under different equity assumptions, e.g., by exploring implications of different regional and global socio-economic pathways--type scenarios.

855 In order to achieve these outcomes, the VL scenario should consider a range of measures and underlying trends that would permit rapid emissions reductions based on plausible assumptions about the underlying pace of the system transformations (see e.g. (Brutschin et al., 2021), general characteristics of low-carbon technology innovation (Malhotra and Schmidt, 2020; Odenweller et al., 2022; Wilson et al., 2020), and the dynamics of sociotechnical innovation (Jewell and Cherp, 2023). Achieving this low pathway is also strongly linked to sustainable land futures, including shifts towards low greenhouse gas emitting diets (e.g. the Lancet Planetary diet) (Humpeöder et al., 2024). This would result also in a more limited deployment of CDR in the VL scenario compared to the Low-to-Negative (LN) scenario.

The IAM modeling teams

865 The VL scenario includes a range of measures and underlying trends leading to rapid emissions reductions, based on plausible assumptions about the underlying pace of the system transformations (see e.g. (Brutschin et al., 2021), general characteristics of low-carbon technology innovation (Odenweller et al., 2022; Wilson et al., 2020) and the dynamics of sociotechnical innovation (Jewell & Cherp, 2023). An important contribution to such very low emission pathway can also be formed by a shift towards low greenhouse gas emitting diets (e.g. the Lancet Planetary diet) (Beier et al., 2025; Stehfest et al., 2009; Willett et al., 2019). Rapid emission reductions also limit the deployment of CDR in the VL scenario (compared to the Low-to-Negative (LN) scenario discussed in the next Section).

Formatted: English (United States)

Formatted: English (United States)

Formatted: English (United States)

Formatted: English (United States)

Formatted: English (United States)

Formatted: English (United States)

Formatted: English (United States)

Formatted: English (United States)

Formatted: English (United States)

Formatted: English (United States)

Formatted: English (United States)

Formatted: English (United States)

Formatted: English (United States)

Formatted: English (United States)

Formatted: English (United States)

Formatted: English (United States)

Formatted: English (United States)

Formatted: English (United States)

Formatted: English (United States)

Formatted: Footer, Left, Indent: Left: 0", Line spacing: single

Plausibility considerations play an important role in the VL scenario. In the short-term (up to 2030), it should include ambitious but realistic reductions, also to make sure that the scenario can still represent a viable policy future in 2028-30 when the scenarios are assessed and used. Concretely, IAM teams were asked to develop an ensemble of scenarios representing alternative interpretations of each of the three low-emission ScenarioMIP scenarios (see also further in this document). Specifically for the VL scenario, it is important to avoid assuming implausible reductions in the very near term. Modeling teams should constrain (very) near-term developments in the scenarios as follows. First, until 2025 the scenario follows the same trajectory as all other scenarios. From 2025 to 2030, the IAM teams are asked to make their own judgment of make an assessment of “as low as plausible”, mediating between (1) feasibility limits, (2) based on plausibility considerations with regard to how fast current technology and policy trends / constraints could change until 2030, and (3) taking into account stated policy objectives up to 2030 (including commitments beyond NDCs such as the Renewable Energy and Energy Efficiency pledge, the deforestation pledge, the Global Methane Pledge, etc.). The aim is to derive a VL scenario that can still represent a viable policy future in 2028-30 when the scenario will be assessed and used. After 2030, mitigation trends shouldAfter 2030, the assumption is that policies can be framed in terms of reducing speed up to limit peak warming and reaching reach the long-term climate target of limiting warming to below 1.5°C. This ambition is bounded by considerations of techno-economic feasibility of low carbon technology deployment and, where relevant, sustainable development goals. This ambition is bounded by considerations of techno-economic feasibility of low carbon technology deployment and, where relevant, sustainable development goals.

For the development of the VL scenario, the modeling teams were asked to consider a wide portfolio of options that would enable rapid transitions towards low GHG emissions. The following design elements were identified (the list is non-exhaustive and can be amended by the modeling teams). These design elements broadly cover complementary levers (groups of measures) that are available

A range of emissions abatement measures (not exhaustive) are included in the VL scenario to reduce emissions: 1) reduction in final energy demand, 2) rapid decarbonization of electricity supply (as measured by carbon intensity of electricity based on gross CO<sub>2</sub> emissions), 3) deep electrification of industry, transport and buildings, 4) deep decarbonization of residual non-electric fuel mix in industry, transport and buildings, 5) widespread behavioral changes in diet, transportation and consumption, 6) deep reduction of industrial process emissions, including also reducing Fluorinated fluorinated greenhouse gases in line with the Kigali amendment, 7) deep reduction of non-CO<sub>2</sub> gases, in particular methane, 8) elimination of net CO<sub>2</sub> emissions from land use and rapid deployment of land-based CDR measures (within sustainability limits) to move to net-negative Agriculture, Forestry and Other Land Uses (AFOLU), CO<sub>2</sub> emissions from land use, in the medium to long term, and 9) deployment of CDR measures assuming plausible deployment rates, as well as keeping geological storage (or storage in materials) within technological and sustainability limits. Some of these levers (alternative fuels, AFOLU) may have implications for SLCF emissions and air pollution. Similar to the Low emission Scenario, also this scenario is run with differentiated carbon prices. The suggested convergence year, however, is 2050.

Formatted: English (United States)

Formatted: English (United States)

Formatted: English (United States)

Formatted: Space After: 0 pt

Formatted: English (United States)

Formatted: English (United States)

Formatted: English (United States)

Formatted: English (United States)

Formatted: English (United States)

Formatted: English (United States)

Formatted: English (United States)

Formatted: English (United States)

Formatted: English (United States)

Formatted: English (United States)

Formatted: Font: Calibri, 12.5 pt, Font color: Custom Color(RGB(67,67,67))

Formatted: English (United States)

Formatted: Footer, Left, Indent: Left: 0", Line spacing: single

905

A number of particularly relevant scenario dimensions for ESMs were identified that could be explored in variants of the VL scenario in the future including: 1) land use and afforestation/reforestation policy, 2) land- and ocean-based CDR strategies, and 3) regionally defined renewable energy production. Future coupling on these dimensions between IAMs and ESMs (beyond this ScenarioMIP round) could permit improved linkages in research.

Formatted: English (United States)  
Formatted: Space After: 0 pt

910

### 3.6 Design of the Low-to-Negative emission scenario (LN)

Formatted: English (United States)  
Formatted: Heading 2, Space After: 0 pt

As of today, global greenhouse gas emissions continue to rise (Friedlingstein et al., 2024). While the VL scenario aims to limit overshoot of the 1.5°C warming level, an alternative pathway would include more overshoot. Looking into scenarios with more substantial overshoot of the 1.5°C warming level and compare them with less overshoot is thus an important point of comparison to the VL emissions scenario discussed above. certainly relevant, also considering that as of today, global fossil-fuel related greenhouse gas emissions continue to rise (Friedlingstein et al., 2025). There are a number of several key questions related to this scenario that aims to achieve the 1.5°C target, but with more overshoot. The first is related to how reversible the climate system is (or whether a lot of hysteresis occurs). This provides information on the viability of such an approach. Second, the scenario can facilitate the assessment of the impacts of a larger temperature overshoot, compared to the more limited overshoot. This includes understanding the benefits, costs, and trade-offs of achieving declining temperatures in the long term. All in all, this means that the scenario can be used to gain a better understanding of the near- and long-term consequences of delaying emission reductions. This will help inform ongoing policy discussions around plausibility and implications of overshoot resulting from delayed actions.

Formatted: Right: 0", Line spacing: 1.5 lines  
Formatted: English (United States)  
Formatted: English (United States)  
Formatted: English (United States)  
Formatted: English (United States)  
Formatted: English (United States)  
Formatted: English (United States)  
Formatted: English (United States)  
Formatted: English (United States)  
Formatted: Line spacing: 1.5 lines

925

There are several considerations in how regarding the design of the Low-to-Negative (LN) scenario. First, the scenario should be designed:

Formatted: Font: Not Italic, English (United States)  
Formatted: English (United States)  
Formatted: English (United States)  
Formatted: English (United States)  
Formatted: English (United States)  
Formatted: Font: Italic, English (United States)  
Formatted: English (United States)  
Formatted: English (United States)  
Formatted: English (United States)

930

Plausible based on plausible levels of CDR. In order to compensate for the high level of overshoot, this pathway will need to achieve temperature declines through measures that would reduce the forcing of different gases. This will imply has much higher CDR levels than the Very Low (VL) pathway. Despite the difficulty in assessing future CDR technologies, however, the attempted use of CDR should still, but this needs to be within the assessed plausible range in the literature.

935

Scenario differences. The Second, the emission trajectories and scenario temperature outcome of the Low-to-Negative scenario is still targeted to be consistent with the Paris climate objectives (thus limiting warming overshoot to well below 2°C). Third, the scenario needs to be sufficiently different from other scenarios in ScenarioMIP, in terms of resolving differences between ESM runs. Differences are measured not only in terms of IAM estimated temperature and concentration pathways, but also in terms of CDR measures implemented (volume and type) (leading possibly also to additional impacts). Relevance to the Paris Agreement. The scenario temperature outcome aims to be consistent with the Paris goal and useful, as part of the triplet of low scenarios, to compare outcomes within that narrow temperature range.

Formatted: Footer, Left, Indent: Left: 0", Line spacing: single

940 In more practical terms, this translates to design choices affecting peak warming including the time by when and the speed by which the LN scenario falls below current trends as reflected in the M scenario and the decline in warming after the peak, which itself depends on the annual rate of net negative CO<sub>2</sub> emissions, the type and amount of CDR, and the level of residual GHG emissions in the second half of the century.

945 In order to see differences in climate outcomes above the noise of internal variability, separation among these lowest scenarios needs to be large enough. For CMIP6, a separation of 0.25–0.3 deg C was proposed (Tebaldi et al., 2015). As we suggest in section 6, such differences include the timing of the CO<sub>2</sub> emission profile and differences in emissions of short-lived climate forcers. Earlier, for CMIP6, a separation of 0.25–0.3 °C was proposed (Tebaldi et al., 2015); in the current set, this difference might be somewhat smaller. As we suggest in Section 6, it would be useful to explore whether a smaller separation would still

950 produce distinguishable outcomes in ESMs (Mekenna et al., 2021); at the same time, the emission-driven mode might lead to an even larger overlap between closely spaced scenarios. We can illustrate the potential design of the scenario with a simple calculation. In terms of CO<sub>2</sub> emissions, a required temperature gap of 0.25–0.3 deg C equals about 400–600 GtCO<sub>2</sub>, depending on the contribution of SLCFs and non-CO<sub>2</sub> gases. For the LN this thus means that emissions need to be clearly above the VL, followed by dropping rapidly to net zero and then net negative levels. The mechanisms and extent of attempted CDR deployment will have ESM-specific efficacies which will impact the degree to which the intended high overshoot is realized in some members of the ESM ensemble. This may cause larger inter-model uncertainty for the LN scenario than for other scenarios of the ScenarioMIP set.

The VL and LN (McKenna et al., 2021) also given the use of emission-driven scenarios (Mckenna et al., 2021). The *Very Low and Low-to-Negative (LN)* scenarios differ along dimensions in addition to peak warming, including policies targeting methane and those related to land use. The VL pathway also includes a sustainable land future in line with the SDG narrative, including reduced pressure from agricultural land and considering environmental constraints. In contrast, the LN scenario has very large scale and rapid upscaling of CDR in order to reduce warming after its higher peak. Finally, also this scenario is run with differentiated carbon prices (like the other mitigation scenarios). The suggested convergence year is 2070.

### 965 3.7 Design of the Low-emission scenario (L)

The third scenario in the low category is a scenario aimed at staying likely below 2°C at all times, comparable to the C3 category of IPCC AR6 WGIII. As with the other low scenarios, it is intended to be relevant to discussions of the Paris Agreement. This scenario will have a slower emission reduction trajectory than the VL scenario. In 2030, emissions might be similar to the current emission pledges as captured by the NDCs for 2030. After that, emissions are projected to be reduced further and reach net-zero CO<sub>2</sub> emissions around 2070. Before 2070, some CDR use might offset hard-to-abate emissions. After 2070, emissions reductions continue, reaching net-zero GHG emissions before 2100 AD and staying at approximately that level in the long term. This design helps to better understand the long-term climate implications of sustained net-zero GHG emissions.

Formatted: English (United States)

Formatted: English (United States)

Formatted: English (United States)

Formatted: English (United States)

Formatted: English (United States)

Formatted: English (United States)

Formatted: Footer, Left, Indent: Left: 0", Line spacing: single

975

#### 4. Scenario extensions beyond 2100 AD

980

Several climate science research communities expressed the desire to consider a set of scenario extensions going beyond the 21st century. The purpose of these extensions is twofold: to explore the long-term Earth System dynamics in response to warming at different stabilized levels, including the risk of breaching tipping points and triggering large scale irreversible changes, and also to explore reversibility of the system under different long term net-negative emissions pathways, exploring overshoots from different peak warming levels and different target long term climate states.

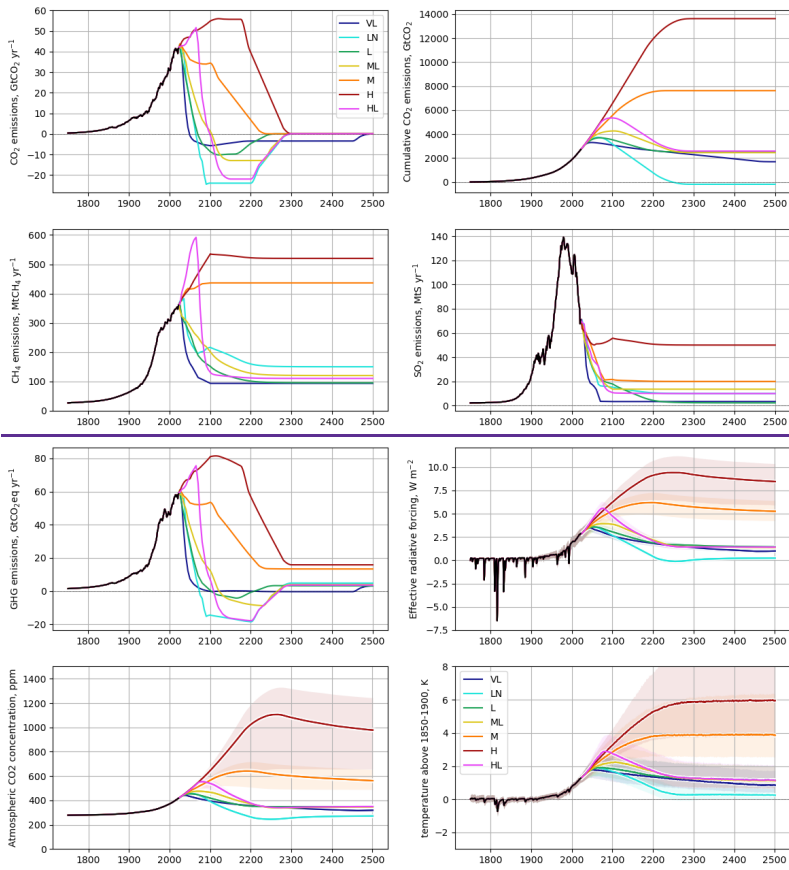
985

Formatted: Font: Times New Roman, 10 pt

Formatted: Heading 1, Line spacing: single

Formatted: Space After: 0 pt, Line spacing: 1.5 lines

Formatted: Footer, Left, Indent: Left: 0", Line spacing: single





	H-ext	HL-ext	M-ext	ML-ext	L-ext	VL-ext	LN-ext
	CSM-scen7-h-ext	CSM-scen7-hl-ext	CSM-scen7-m-ext	CSM-scen7-ml-ext	CSM-scen7-l-ext	CSM-scen7-vl-ext	CSM-scen7-vl-ext
Tier	2	2	2	2	2	2	2
Purpose	Assessment of risk of large irreversible changes in slow warming of the Earth system	Assessment of reversibility from large warming in the late 21st century to achieve 1.5°C on a multi-century timescale before 2500.	Assessment of long-term implications of current policy, including large overshoot and reversibility	Assessment of potential to stabilize temperatures at 1.5°C Paris target on a multicentury timescale given insufficient action for 2°C in 21st century	Assessment of potential to stabilize temperatures at 1.5°C if 21st century mitigation peak warming held is below 2°C	Assessment of long-term response to net-zero GHG emissions, following highly ambitious 21st century mitigation	Assessment of reversibility following ambitious 21st century mitigation, with a target of climate restoration back to preindustrial temperatures
CO <sub>2</sub> Storyline (for total combined fossil, industrial and AFOLU fluxes)	Constant total CO <sub>2</sub> emissions plateau slightly above 2100 levels by 2120, remaining constant until 2180, after which there is linear reduction reaching net-zero CO <sub>2</sub> by 2280 and remaining at this level thereafter.	Radical emissions reductions after 2070 in HL are continued into the 22nd century, reaching -22GtCO <sub>2</sub> /yr net total CO <sub>2</sub> flux by 2150. This level is maintained until 2200 and reduced to net-zero CO <sub>2</sub> by 2300	CO <sub>2</sub> emission reduction begins after 2100 with reductions to net zero CO <sub>2</sub> by 2250.	Net zero CO <sub>2</sub> is achieved in ML in 2100. In ML-ext, emissions reduction trends are maintained, reaching net-negative CO <sub>2</sub> fluxes of -13GtCO <sub>2</sub> by 2150. This level is maintained until 2250, and phased out to net-zero CO <sub>2</sub> levels by 2300	Net CO <sub>2</sub> emissions are maintained at 2100 levels of approximately 10GtCO <sub>2</sub> /yr from 2100 until 2170, phased out by 2250.	Net CO <sub>2</sub> emissions are maintained at approximately 3.5GtCO <sub>2</sub> /yr in 2100 until 2450. This results in approximately net-zero GHG emissions using GWP100 for the period 2100-2450.	Net CO <sub>2</sub> emissions reach a floor of approximately -25GtCO <sub>2</sub> by 2100 and maintained at this level until 2200, with a phasing out of removals thereafter to achieve net-zero CO <sub>2</sub> by 2300.

Note: All dates mentioned in the Table refer to AD.

As has been the case under the CMIP6 ScenarioMIP design, the scenario extensions will consist of emission and concentration trajectories to 2500 AD that are idealized, rather than being decoupled from the outcome outcomes of IAM simulations. While IAMs are useful in generating the plausible evolution of greenhouse gas emissions in the shorter-term, beyond about a century's time the end of this century, the uncertainties that increasingly affect the socio-economic drivers of these trajectories end up limiting the usefulness of IAMs for scenario design. The longer time-period of the extensions (relative to the 2300 AD time horizon in CMIP6) is proposed to allow for a simulation of climate stabilization at different warming levels, and to provide sufficient time to allow for a range of diverse overshoot trajectories. The period 2100-2150 covered by the extensions is meant to be part of the normal simulations.

Formatted	... [165]
Formatted	... [166]
Formatted	... [167]
Formatted	... [168]
Formatted	... [169]
Formatted	... [170]
Formatted	... [163]
Formatted Table	... [164]
Formatted	... [171]
Formatted	... [172]
Formatted	... [175]
Formatted	... [176]
Formatted	... [177]
Formatted	... [178]
Formatted	... [179]
Formatted	... [180]
Formatted	... [181]
Formatted	... [174]
Formatted	... [173]
Formatted	... [182]
Formatted	... [184]
Formatted	... [185]
Formatted	... [186]
Formatted	... [187]
Formatted	... [188]
Formatted	... [189]
Formatted	... [190]
Formatted	... [183]
Formatted	... [191]
Formatted	... [193]
Formatted	... [196]
Formatted	... [198]
Formatted	... [199]
Formatted	... [192]
Formatted	... [204]
Formatted	... [194]
Formatted	... [197]
Formatted	... [209]
Formatted	... [212]
Formatted	... [200]
Formatted	... [205]
Formatted	... [201]
Formatted	... [206]
Formatted	... [202]
Formatted	... [207]
Formatted	... [203]
Formatted	... [208]
Formatted	... [195]
Formatted	... [211]
Formatted	... [210]
Formatted	... [214]
Formatted	... [213]
Formatted	... [215]
Formatted	... [217]
Formatted	... [220]
Formatted	... [224]
Formatted	... [227]
Formatted	[216]

1010 We extend the seven marker scenarios (H, HL, M, ML, L, LN, VL) from 2101 to 2500 using differentiated methodologies tailored to the characteristics of each emission category.

1015 ~~For fossil and industrial CO<sub>2</sub>, we employ a storyline-based approach approach has been applied combined with a functional representation representation of post-2100 emissions which can be harmonised. This has been harmonized to produce continuous emissions trends during the transition and parameterised to, after that, fit the storylines outlined in Table 3. The CO<sub>2</sub> storylines are defined in terms of total CO<sub>2</sub> fluxes, combining both fossil and land use emission emission trends described in the narrative. These can then be table arc disaggregated by defining post-2100 AFOLU CO<sub>2</sub> emissions as a linear ramp-down approach from 2100 levels, such that land use fluxes are reduced to have zero net effect on emissions post 2150. Non-CO<sub>2</sub> species (including air pollution) are extended regionally, preserving spatial emission patterns from the IAM scenarios while applying towards a global targets for methane (95-520 Mt CH<sub>4</sub>/yr by 2500) relaxation level consistent with each species lowest emission value through the harmonized history and sulfur dioxide (10-50 Mt SO<sub>2</sub>/yr by 2500) where scenario narratives provide clear long term constraints trajectory. The extensions of methane and sulfur emissions follow a similar logic for regional patterns, but tend toward scenario narrative specific global relaxation targets. Several scenarios include CDR options (described in more detail in Section 5). The long-term extensions are all designed to achieve temperature stabilization post-2300 AD. The rationale and proposed GHG emissions trajectories for the extensions of the main scenarios (Fig. 2) are described here, below and summarized in Table 3.~~

Formatted [238]

1030 We propose to include two extensions in Tier 1, the *High* (H) and *Very Low* (VL) scenario extensions are put in Tier 1. The *High* scenario extension (H-ext) simulates the multi-century implications of the highest plausible emissions levels, while the *Very Low* extension (VL-ext) simulates a long-term future relevant to the Paris agreement goal. The other scenarios are requested with lower priority and are part of Tier 2;

Formatted [239]

1035 ~~The Each extension pathways are pathway is designed to maintain narrative consistency with each scenario's underlying socioeconomic and technological assumptions. All scenarios (except VL-ext) ultimately reach net-zero CO<sub>2</sub> by 2300, which results in temperature stabilisation on multi-centennial timescales ((Allen et al., 2018a)) stabilization on multi-centennial timescales (Allen et al., 2018).~~

Formatted [240]

1040 ~~The *Very Low* (VL) scenario represents ambitious action to meet 1.5°C-consistent targets as rapidly as possible, such that leading to net-zero GHG assessed using GWP100 is achieved shortly after 2050. greenhouse gas emissions. Modest net negative CO<sub>2</sub> fluxes are maintained in the extension to compensate for emissions of other greenhouse gases for the duration of the extension in the GWP100 calculation, and this results in a gradual, multi-century cooling.~~

Formatted [241]

~~The *Low* (L-ext), *Medium-to-Low* (ML-ext) and *High-to-Low* (HL-ext) extensions explore increasingly extreme overshoot scenarios, requiring protracted periods of net CO<sub>2</sub> removal in order to achieve long term 1.5°C-consistent targets. Each scenario continues reducing emissions trends in 2100, reaching significant net-negative CO<sub>2</sub> fluxes in the mid-22nd century~~

Formatted [242]

Formatted: Footer, Left, Indent: Left: 0", Line spacing: single

1045 (-9, -11 and -22 GtCO<sub>2</sub> respectively), which are phased out post-2200 to achieve net-zero CO<sub>2</sub> in the mid-23rd century. In  
FaIR ensemble experiments, these *three* extensions each reach likely stable warming levels of 1.5°C by 2300 (Fig 2). A more  
extreme overshoot is explored in LN-ext, which maintains very large net carbon removal rates to achieve net-zero *cumulative*  
CO<sub>2</sub> by 2300. This 'climate reversal' experiment explores the potential to return temperatures to near pre-industrial levels  
from 2300 onwards.

1050 Stabilization at higher warming levels is explored in the *Medium* (M-ext) and *High* (H-ext) scenarios. In each case, the  
extension narrative describes an eventual reduction to net-zero CO<sub>2</sub> which allows the assessment of climate impacts at higher,  
stable warming levels. As such, the *Medium* scenario describes little or no advancement from current policy until 2100, but  
M-ext assumes that CO<sub>2</sub> emissions will be reduced to net-zero emissions throughout the 22nd century. H-ext maintains  
emissions at slightly above 2100 levels until 2180, reducing emissions to net zero by 2250. These narratives result in estimates  
1055 of long-term stable warming levels of around 4 and 6°C above pre-industrial levels, respectively, for M-ext and H-ext.

The extension parameters are calibrated to maintain these narrative distinctions across the full 2101-2500 period. For AFOLU  
emissions, all scenarios converge toward declining land-use emissions as agricultural intensification and ecosystem restoration  
reduce deforestation and increase carbon sequestration, though at rates proportional to each scenario's overall ambition. Efforts  
1060 will be made to implement this assumption in the workflow for producing spatial land use emissions (LUH2) through a linear  
phase-down of 2100 afforestation/deforestation rates to maintenance levels in 2150.

Non-CO<sub>2</sub> extensions similarly reflect scenario-specific assumptions: methane targets range from 95 Mt/yr in ambitious  
scenarios to 520 Mt/yr in the *high-High* emission pathway, representing varying degrees of agricultural transformation and  
1065 fossil fuel phase-out; sulfur dioxide follows air quality policy stringency, declining to 10 Mt/yr in scenarios with strong  
environmental governance while remaining higher in the high-emission cases.

#### 4.1a High extension (H-ext)

The High extension (H-ext), explores the risk of long-term changes in slow components of the Earth system at the highest end  
of the range of emissions and temperature, also helping to assess the linearity of the transient climate response to cumulative  
1070 emissions (TCRE) under high levels of CO<sub>2</sub> emissions. H-ext extends emissions consistent with limited climate policy, with  
increasing emissions trends continuing in 2100, leveling off at net positive levels of 55GtCO<sub>2</sub> in the early 22nd century. After  
2180, net CO<sub>2</sub> emissions are assumed to reduce to net-zero levels over a 100-period. The scenario would ensure that total  
cumulative emission will be within the known fossil resources (Rogner, 1997), and is expected to ultimately stabilize  
1075 temperatures at between 4°C and 10°C above preindustrial post 2300 AD, with a central estimate of stable warming of 6°C  
(Fig 2).

- Formatted: English (United States)
- Formatted: English (United States)
- Formatted: English (United States)
- Formatted: English (United States)
- Formatted: English (United States)
- Formatted: English (United States)
- Formatted: Font: Italic, English (United States)
- Formatted: English (United States)
- Formatted: Font: Italic, English (United States)
- Formatted: English (United States)
- Formatted: English (United States)
- Formatted: Font: Italic, English (United States)
- Formatted: English (United States)
- Formatted: English (United States)
- Formatted: English (United States)
- Formatted: English (United States)
- Formatted: English (United States)
- Formatted: English (United States)

Formatted: Footer, Left, Indent: Left: 0", Line spacing: single

#### 4.1b High to Low extension (HL-ext)

The High to Low extension (HL-ext) considers a continuation of the high-low narrative, where emissions continue to increase until the late 20th, but then dramatically reverse to reach net-zero CO<sub>2</sub> by 2100. The extension continues this trend to large net-negative CO<sub>2</sub> levels, reaching over 20GtCO<sub>2</sub>/yr by 2150 and maintaining until 2200, ramping down removals to net zero levels by 2300. The scenario is expected to produce the largest overshoot – maintaining constant temperatures below 1.5°C levels post-2300.

#### 4.2a Medium extension (M-ext)

The Medium extension (M-ext) assesses the long-term implications of continued current policy making no assumption of net-negative emissions deployment in the long term. M-ext reduces total net CO<sub>2</sub> emissions after 2100 to reach net-zero levels in 2200, remaining at this level thereafter. This scenario is expected to stabilize temperatures post 2200 AD at warming levels between 2°C and 6°C above preindustrial, with a central estimate of about 3.6°C.

#### 4.2b Medium-Low extension (ML-ext)

The Medium-Low extension (ML-ext) explores the potential to meet Paris targets on a multi-century timescale from a current policy scenario, after modest but insufficient efforts during the 21st century which reach net-zero CO<sub>2</sub> by 2100. Emissions reduction trends will be extended to net-negative levels of 11GtCO<sub>2</sub> by 2150 and maintained at this level until 2250, reducing CO<sub>2</sub> emissions to net-zero CO<sub>2</sub> by 2300 with net-zero CO<sub>2</sub> emissions sustained thereafter, with stable warming levels likely below 1.5°C after 2300 AD.

#### 4.3 Low extension (L-ext)

The Low extension (L-Ext) serves the purpose of assessing the long-term climate and Earth system commitments if 21st century mitigation efforts are sufficient to keep temperatures likely below 2°C, but insufficient to keep temperatures below 1.5°C. The low scenario extension sustains net-negative CO<sub>2</sub> emissions until 2200 AD, ramping down removals to net zero CO<sub>2</sub> by shortly after 2250 AD. The design is intended to produce long-term warming that stabilizes at likely below 1.5°C above the preindustrial level.

#### 4.4 Very Low extension (VL-ext)

The Very Low extension (VL-ext) explores a future consistent with the language of the Paris Agreement which calls for “a balance between anthropogenic emissions by sources and removals by sinks of greenhouse gases in the second half of this century”. We interpret this as net-zero greenhouse gas emissions as measured through GWP100, which are achieved in the latter half of the 21st century in the VL scenario. In VL-ext, net-zero GHG is maintained for an extended duration (until 2450) which results in a gradual, near-linear reduction in temperatures over centuries. The warming in this scenario peaks in the late 21st century at likely just below 2°C, cooling to 1°C by 2300 and below 0.5°C by 2500.

#### 4.5 Low to Negative extension (LN-ext)

The Low to Negative scenario extension (LN-ext) supports an assessment of complete climate reversibility under overshoot, including exploring the potential for climate restoration, i.e. aiming to return temperatures near pre-industrial conditions by 2300 AD. The extension would sustain very high net negative emissions levels from 2100 until 2200 AD, ramping down removals thereafter such that the expected temperature post 2300 AD would be close to pre-industrial levels.

As is the case for the 21<sup>st</sup> century scenarios in ScenarioMIP, emission-driven simulations are favored for the extensions to allow carbon-climate dynamics to be simulated in the Earth System Models, with prescribed CO<sub>2</sub> emissions, prescribed land cover change, and prescribed non-CO<sub>2</sub> concentrations.

#### 4.6 Geophysical plausibility of extensions

The extension methodology incorporates extended pathways for carbon dioxide removal (CDR) technologies beyond 2100. Figure 3 presents a comprehensive analysis of CO<sub>2</sub> fluxes including historical data (1850-2100) and future extensions (2100-2500) for each scenario, displaying both annual gross emission and removal rates and cumulative totals.

Formatted: English (United States)

Formatted: Heading 2, Space After: 0 pt, Line spacing: single

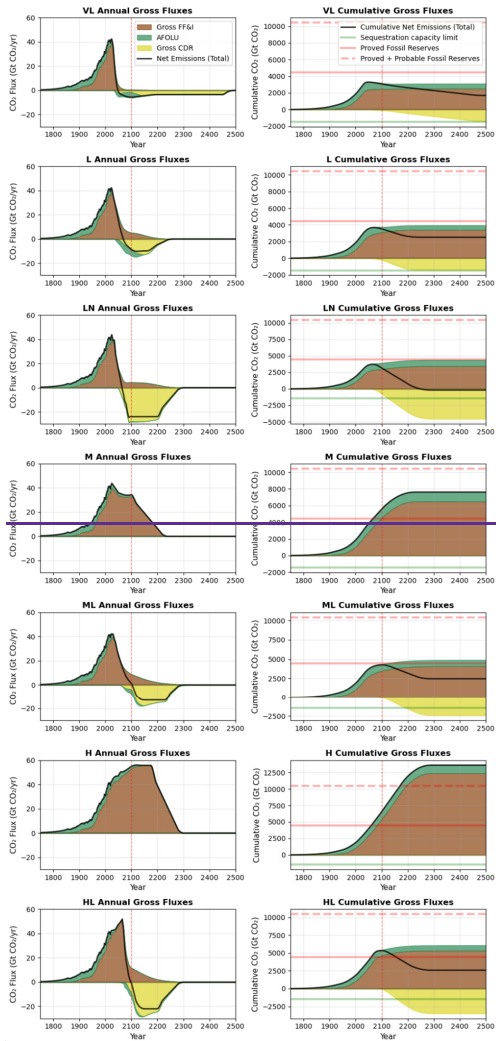
Formatted: English (United States)

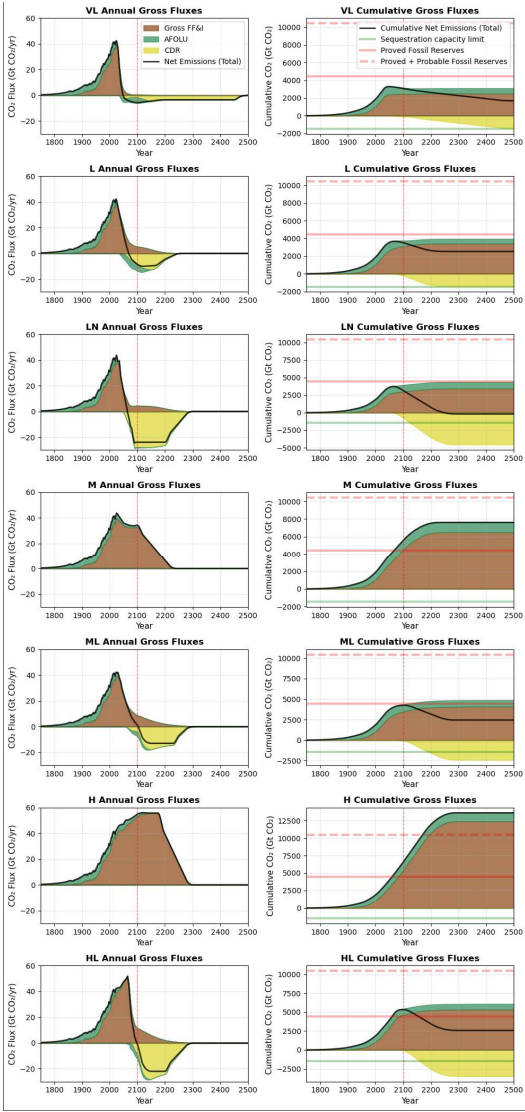
Formatted: Space After: 0 pt, Line spacing: 1.5 lines

Formatted: English (United States)

Formatted: English (United States)

Formatted: Footer, Left, Indent: Left: 0", Line spacing: single





Formatted: Footer, Left, Indent: Left: 0", Line spacing: single

130 **Figure 3: Annual and cumulative CO<sub>2</sub> fluxes for extended climate scenarios (1850-2500).** Left panels show annual emission rates, right panels show cumulative totals. Brown areas represent gross positive emissions from fossil fuel combustion and industrial processes. Green areas show emissions and removals from agriculture, forestry and other land use (AFOLU). Yellow areas represent aggregated carbon dioxide removal (CDR) technologies including bioenergy with carbon capture and storage, direct air capture, ocean-based CDR, and enhanced weathering. Black lines indicate net emissions (positive values) or net removals (negative values). The red dashed vertical line marks 2100, separating historical data and original scenario projections (left) from extensions (right). Horizontal reference lines on cumulative plots (right panels) show: green line = prudent CDR storage limit (Gidden et al., 2025), red solid line = proved fossil fuel reserves, red dashed line = proved plus probable fossil fuel reserves (McGlade & Ekins, 2015). Scenario codes: VL = Very Low, LN = Low-to-Negative, L = Low, ML = Medium (Gidden et al., 2025), red solid line = proven fossil fuel reserves, red dashed line = proved plus probable fossil fuel reserves (McGlade & Ekins, 2015). Scenario codes: VL = Very Low, LN = Low-to-Negative, L = Low, ML = Medium-to-Low, M = Medium, H = High, HL = High-to-Low (see Table 1 for full scenario definitions).

140 Carbon dioxide removal encompasses multiple technologies including bioenergy with carbon capture and storage (BECCS), direct air capture with carbon storage (DACCS), ocean-based CDR, and enhanced weathering (see section 5). In the extended scenarios, CDR deployment is scaled to maintain consistent 2100 baseline ratios. Gross unabated fossil fuel emissions are defined using functional forms which are continuous with 2100 values and continued according to the scenario narrative (though all scenarios are defined to have zero unabated fossil fuel emissions by 2300). Required gross CDR fluxes are calculated as the difference between the net fossil fuel and industrial flux trajectory, and the gross positive fluxes.

145 This approach ensures technological deployment patterns remain consistent with the original scenario logic while extending to the end-of-millennium timeframe. The methodology preserves regional heterogeneity in CDR deployment, maintaining the spatial distribution patterns established in the 2100 baseline year. This regional consistency is crucial for Earth system model implementations, as some CDR technologies have spatially-dependent climate impacts and implementation constraints.

155 Figure 3 shows both cumulative emissions and removals for each scenario in the context of geophysical constraints as assessed in the literature. The cumulative CDR limit of -1460 Gt CO<sub>2</sub> (Gidden et al., 2025) The prudent cumulative CDR limit of -1460 Gt CO<sub>2</sub> estimated by Gidden et al. (2025) represents an assessment of potential limits of geologic carbon storage, reflecting both geological storage capacity and risk management considerations. This indicates that both the ML and HL scenario assumptions risk exceeding limits of feasible prudent use of sequestration capacity.

160 Similarly, the cumulative emission analysis provides critical context by comparing net emissions trajectories with estimates of fossil fuel reserves. Proved fossil fuel reserves (2866 Gt CO<sub>2</sub>, McGlade & Ekins, 2015), 2866 Gt CO<sub>2</sub> (McGlade & Ekins, 2015), represent currently economically extractable resources, while proved plus probable reserves (8032 Gt CO<sub>2</sub>) include additionally discovered resources that may become economically viable. Cumulative emissions to 2300 in M-ext, HL-ext and H-ext all exceed proven reserves, while H-ext may also exceed proven plus probable reserves.

Formatted: English (United States)  
Formatted: Font color: Auto, English (United States)  
Formatted: Caption, Space After: 0 pt, Line spacing:

Formatted: Font: Italic, Font color: Auto, English (United States)  
Formatted: Font color: Auto, English (United States)  
Formatted: Font: Italic, Font color: Auto, English (United States)  
Formatted: Font color: Auto, English (United States)  
Formatted: Font: Italic, Font color: Auto, English (United States)  
Formatted: Font color: Auto, English (United States)  
Formatted: Font color: Auto, English (United States)  
Formatted: English (United States)  
Formatted: Space After: 0 pt, Line spacing: 1.5 lines  
Formatted: English (United States)  
Formatted: English (United States)  
Formatted: English (United States)  
Formatted: English (United States)  
Formatted: English (United States)  
Formatted: English (United States)  
Formatted: English (United States)  
Formatted: English (United States)  
Formatted: English (United States)  
Formatted: English (United States)

Formatted: English (United States)  
Formatted: English (United States)  
Formatted: English (United States)

Formatted: Footer, Left, Indent: Left: 0", Line spacing: single

This consideration of geophysical limits to both fossil fuel availability and sequestration capacity underlines that the judgment of the plausibility of the extended scenarios is limited to their geophysical dimension and is not as comprehensive as the plausibility judgments for the pre-2100 scenarios. In addition, some outlier scenarios challenge current estimates of geophysical feasibility. However, they are included for three reasons: first, assessments of geophysical feasibility are highly uncertain and are expected to evolve on the century timescale. Second, one of the goals of the extensions is to assess nonlinearities in Earth System responses; as such, it is advantageous to include scenarios such as H-ext, which explore the upper limits of feasible fossil carbon emissions, and large overshoots such as LN-ext, which explore the upper feasible limits of removals. Third, extensions are designed to ultimately serve as narratives for interactive CDR deployment experiments in Earth System Models (for example, in CDRMIP), and scenarios in which the limits of CDR are challenged are useful for identifying where Earth System Models are unable to deliver the scenario negative emissions rates (for example if bioenergy yields in the ESM are lower than the IAM estimates).

Formatted: English (United States)

Formatted: English (United States)

Formatted: English (United States)

Formatted: English (United States)

Formatted: English (United States)

## 5 Representation of carbon dioxide removal

Formatted: Heading 1, Space After: 0 pt, Line spacing: single

Carbon dioxide removal (CDR) methods are an important component of climate action and mitigation plans and have a unique role in reducing greenhouse gas concentrations via their potential to enable net-negative emissions. How these methods are deployed will affect both land use and land management, as well as energy system compositions, impacting broader sustainable development and biodiversity considerations (Mace et al., 2021). Currently, a broad range of CDR methods is being discussed within the policy communities and considered as part of climate action plans; however, IAMs only represent a subset of these approaches. The main CDR methods represented in IAMs are Bioenergy with Carbon Capture and Storage (BECCS), Direct Air Capture with Carbon Storage (DACCS), and afforestation and reforestation. In addition, IAMs are exploring new CDR methods such as biochar, soil carbon sequestration, enhanced weathering, storage in long-lived materials, agroforestry, improved forest management, and ocean-based CDR, although only a subset of those are expected to be included in most scenarios for ScenarioMIP as part of CMIP7 scenarios. CDR methods will be investigated in ScenarioMIP scenarios, as well as within other related MIPs such as CDR-MIP and LUMIP. Discussions and coordination with these other MIPs is underway, as well as coordination with the CMIP Forcings Task Team and its sub-team focused on harmonization of forcings datasets. The CDR methods used in these scenarios are intended to be plausible but do represent a wide range of uncertainty and assumptions about underlying drivers (e.g. socio-economic and technological conditions).

Formatted: Font color: Auto, English (United States)

Formatted: Right: 0", Space After: 0 pt, Line spacing: 1.5 lines

Formatted: Font color: Auto, English (United States)

Formatted: Font color: Auto, English (United States)

Formatted: Font color: Auto, English (United States)

Formatted: Font color: Auto, English (United States)

Formatted: English (United States)

An important need across this modeling process is for as much consistency as possible between models (from IAMs to harmonization to use within ESMs) for areas of land use change as well as emissions and removals resulting from CDR activities. In addition, to provide a clear understanding for the community about how to use ScenarioMIP runs in an impacts model or other studies to understand the impacts and trade-offs of CDR, full transparency and clarity are necessary about:

Formatted: Footer, Left, Indent: Left: 0", Line spacing: single

- 195 a) which processes are included in models (and the related intentions and considerations of IAMs);
- b) the steps involved in translating this information between models, and
- e) how processes are implemented in ESMs

This includes details on which type of CCS is used, and assumptions about total life cycle emissions. When possible, underlying information on drivers of land-use change (especially food production vs bioenergy crop production) should also be provided, even if only at regional scales (and can potentially be downscaled either within the harmonization process or within ESMs themselves). IAM future scenario data

200 The IAM land-use and emissions data that is provided to ESM teams, including data related to CDR, will be harmonized to ensure continuity with historical datasets and to ensure a consistent data format for all scenarios. IAMs should attempt to calibrate their models to the same historical forcing datasets used for CMIP historical simulations. Both IAMs and ESMs should be expected to report gross as well as net emissions for each sector to help with analysis of each scenario. It is important to ensure a high level of consistency between the IAM and ESM models regarding land-use change and CDR activities. This requires increasing our understanding of the way relevant processes are implemented in various models. This also means that underlying information on drivers of land-use change (especially food production vs bioenergy crop production) will be reported. Below, we briefly discuss how the various CDR methods are implemented.

210 For CMIP7, many ESMs are not yet ready to compute the carbon emissions and carbon storage associated with BECCS. Therefore, we suggest that ESM teams run in emissions-driven mode but directly use the BECCS emissions (or resulting concentrations) provided by IAMs, rather than computing these emissions within their own models, as described in more detail below, along with some context for this decision. In the longer term, it would be interesting to simulate BECCS activities within the ESMs capturing potential climate feedbacks; however, for now, these experiments are currently best handled as research projects. ScenarioMIP calls for continued research on the best approaches for IAMs to provide BECCS-related data for use in emission-driven ESMs and for ESMs to use that data in a way that is consistent with the original IAM intentions. Some areas for future research and next steps towards this are highlighted in the section on BECCS below.

### 215 5.1 Direct Air Capture with Carbon Storage (DACCS)

220 DACCS (and comparable flows) will be directly reported from IAMs to ESMs. The proposal is to report the DACCS flow separately (and harmonize and downscale separately) from total emissions. The total CO<sub>2</sub> emissions would be still reported including DACCS activity. The effects of other types of novel CDR that do not depend on plant productivity, such as enhanced rock weathering, could also be included within these types of regional emissions/removals flows, whenever they are being simulated within IAMs.

### 225 5.2 Reforestation and Afforestation

For reforestation and afforestation, the IAMs already have provide gridded representations of where they intend trees to be planted (and protected) to store carbon as vegetation biomass. Since ESMs typically already have capabilities for modeling

Formatted: Font color: Auto, English (United States)

Formatted: Right: 0", Space After: 0 pt, Line spacing: 1.5 lines

Formatted: Font color: Auto, English (United States)

Formatted: Font color: Auto, English (United States)

Formatted: English (United States)

Formatted: English (United States)

Formatted: Space After: 0 pt, Line spacing: 1.5 lines

Formatted: Heading 2

Formatted: Font color: Auto, English (United States)

Formatted: Font color: Auto, English (United States)

Formatted: Font color: Auto, English (United States)

Formatted: Right: 0", Space After: 0 pt, Line spacing: 1.5 lines

Formatted: Font color: Auto, English (United States)

Formatted: Footer, Left, Indent: Left: 0", Line spacing: single

230 tree/forest growth and carbon storage, in ScenarioMIP the IAM information on land use and land-cover change and hence afforestation/reforestation should be relatively easily incorporated into is forwarded (after harmonization) to the ESM frameworks and hence ensure (with land use representation) to create a process-based representation of the uptake and storage of carbon by these biomes. As a result, the proposal is for in the ESMs. This will allow the calculation of the net emissions associated with reforestation and afforestation in ESMs to be calculated within the land models of those ESMs using land use data passed from IAMs (after harmonization) that can be compared with the IAM information. However, since forest growth rates, forest management, and potential biomass density will as well as the representation of wildfires are likely to differ between individual ESMs and IAMs, there will still inevitably be differences between the carbon stored in trees/forests between these models (e.g. (Melnikova et al., 2022)). These differences could be better tracked (e.g. Melnikova et al., 2022). In-depth comparison is possible if IAMs also provided report the assumed carbon content storage in each grid cell a geographically explicit way, similar to the ~~seemb ('secondary mean biomass density) density'~~ variable used in historical data for LUH2- LUH3 (including information about the intended species and management practices used).

Afforestation In the exchange between IAMs and ESMs, information on afforestation and reforestation for carbon dioxide removal will be provided as gridded areas of land-use for new forested area plantations areas in previously non-forested locations (afforestation) and/or previously forested areas (reforestation). This will be reported as two separate areas, along with existing forest areas (by. This information (from both IAMs and ESMs), which) will enable support for downstream allow comparison of the differences in carbon storage from afforestation/reforestation between IAMs and ESMs and also will be used in biodiversity and impacts analysis. It is critical for a meaningful representation in ESMs. For ESMs, it should be noted that they can represent afforested and reforested area need to be represented as managed forests.

### 5.32 Bioenergy with Carbon Capture and Storage (BECCS)

Bioenergy is represented in IAMs from IAMs typically include a detailed description of bioenergy and BECCS. This includes the representation of a variety of feedstocks, including bioenergy crops, forest biomass, and agricultural/forest residues. To accurately represent these processes in ESMs, IAMs and their land-use forcing datasets need to provide each of these feedstock types explicitly. Further, bioenergy in IAMs can be coupled with capture and storage processes (CCS) which removes carbon from the earth-based pools (atmosphere, ocean, and land). Accordingly, to accurately represent the carbon removal portion of bioenergy use (i.e., BECCS), ESMs need information on the fraction (at least globally) of carbon stored geologically via CCS that derives from each feedstock. Moreover, in IAMs bio-energy yields are typically improving over time resulting from research, development, and innovation. This means that the carbon content for a given plot of bioenergy crop can increase over time and that a smaller area is needed to produce the same amount of bio-energy (or CDR).

It is important to note that IAMs model BECCS energy consumption (and related removals) from a consumption perspective; i.e., BECCS is accounted for in the IAM region where it is used, not where the biomass is grown. However, IAMs still report

Formatted: Font color: Auto, English (United States)

Formatted: Font color: Auto, English (United States)

Formatted: Font color: Auto, English (United States)

Formatted: Font color: Auto, English (United States)

Formatted: Font color: Auto, English (United States)

Formatted: Font color: Auto, English (United States)

Formatted: Font color: Auto, English (United States)

Formatted: Font color: Auto, English (United States)

Formatted: Font color: Auto, English (United States)

Formatted: Font color: Auto, English (United States)

Formatted: Font color: Auto, English (United States)

Formatted: Font color: Auto, English (United States)

Formatted: Font color: Auto, English (United States)

Formatted: Font color: Auto, English (United States)

Formatted: Font color: Auto, English (United States)

Formatted: English (United States)

Formatted: Space After: 0 pt, Line spacing: 1.5 lines

Formatted: Font color: Auto, English (United States)

Formatted: Right: 0", Space After: 0 pt, Line spacing: 1.5 lines

Formatted: Font color: Auto, English (United States)

Formatted: Font color: Auto, English (United States)

Formatted: Font color: Auto, English (United States)

Formatted: Font color: Auto, English (United States)

Formatted: Font color: Auto, English (United States)

Formatted: Font color: Auto, English (United States)

Formatted: English (United States)

Formatted: Font:

Formatted: Heading 2, Space After: 0 pt

Formatted: ... [244]

Formatted: Font color: Auto, English (United States)

Formatted: English (United States)

Formatted: ... [243]

the biomass growth in the original location. Therefore, biomass growth as a driver of carbon dioxide removal will be consistent with the underlying IAM, but any emissions flux field generated will necessarily be inconsistent because of biomass trade. ESMS teams should take note when trying to compare negative carbon flux values between their land modules and what is reported in the IAM emissions forcing data.

Further inconsistencies may arise due to bioenergy crop representations between IAMs and ESMS. In particular, IAMs represent technological crop yield improvements which are not due to any physical process, but are assumed to be from human intervention via research, development, and innovation. From an ESM perspective, this means that the carbon content for a given plot of bioenergy crop can increase over time. At minimum, a global time series of these values needs to be provided by the IAM to the ESM in order to take on board this effect.

At the time of writing, many ESMS are not yet ready to simulate the specific crop types used for BECCS and to include the bioenergy crop management and harvest schemes needed to compute the associated emissions and storage. They also need data to help validate and tune their models for these processes. Table 4 (based on a recent survey of ESMS) summarizes the current readiness of ESMS to fully model BECCS emissions/reductions:

**Table 4: Results of a survey among ESMS participating in CMIP7 on their capabilities of BECCS representation**

BECCS processes needed within ESMS	Percentage of ESMS ready to compute/model these processes (out of 19 ESMS teams responding)
BECCS-specific crop types	26%
Technological yield improvements	42%
Anthropogenic carbon storage pools	47%
Bioenergy generation	26%
Efficiency of carbon capture at bioenergy plants	11%
Geological carbon storage	33%

Owing to all these complexities (which are different from Table 4 (based on a recent survey of ESMS in preparation for CMIP7) summarizes the current readiness of ESMS to model CDR processes, including BECCS. Based on this survey, it was concluded that needmost ESMS are not yet ready to be modeled for afforestation and reforestation), simulate the planspecific crop types used for ScenarioMIP is for BECCS and to include the bioenergy crop management and harvest schemes needed to compute the associated emissions and storage. Therefore, it has been decided that for BECCS, the carbon storage and/or net emissions from BECCS to will be provided to ESMS as part of the

- Formatted ... [247]
- Formatted ... [246]
- Formatted ... [248]
- Formatted ... [249]
- Formatted ... [250]
- Formatted ... [251]
- Formatted ... [252]
- Formatted Table ... [253]
- Formatted ... [254]
- Formatted ... [255]
- Formatted ... [256]
- Formatted ... [257]
- Formatted ... [258]
- Formatted ... [261]
- Formatted ... [262]
- Formatted ... [263]
- Formatted ... [259]
- Formatted Table ... [260]
- Formatted ... [264]
- Formatted ... [265]
- Formatted ... [266]
- Formatted ... [267]
- Formatted ... [268]
- Formatted ... [269]
- Formatted ... [272]
- Formatted ... [273]
- Formatted ... [270]
- Formatted ... [271]
- Formatted ... [274]
- Formatted ... [276]
- Formatted ... [277]
- Formatted ... [278]
- Formatted ... [275]
- Formatted ... [279]
- Formatted ... [280]
- Formatted ... [281]
- Formatted ... [282]
- Formatted ... [283]
- Formatted ... [284]
- Formatted ... [285]
- Formatted ... [286]
- Formatted ... [245]

emissions data from IAMs-- (rather than computing these emissions in the ESMs). Still, it is useful to try and harmonize as much as possible the representation of bio-energy and BECCS in the two model types.

ESMs will still need to model the emissions and biogeophysical climate impacts associated with land-use change and management for bioenergy (and other) crops. To facilitate this, they will be provided with harmonized gridded areas of bioenergy crops from IAMs. However, since many ESMs are actually preparing to fully calculate the net BECCS emissions as well, as much information as possible will be transferred from IAMs to ESMs so that those analyses and experiments can be undertaken in separate MIPs or research projects that will take place over longer time periods than ScenarioMIP. In principle, the results of the ESM BECCS calculations can feed into future versions of IAMs to highlight areas of highest BECCS carbon uptake potential.

To relay key information around BECCS to ESMs, IAMs will need to report, at the gridded level, the land-use change areas associated with first and second-generation bioenergy crop deployment. Irrigation at the gridded level. Also irrigation and fertilizer usage associated with bioenergy crops could also will be provided. These data will enable ESMs to model the climate impacts

of land-use change associated with increasing or decreasing areas of bioenergy crops, along with the climate impacts of managing these agricultural systems. In addition, regional BECCS-related emissions and carbon removals will also be harmonized gridded, and reported to enable ESMs to capture the effects of the emissions from bioenergy that replace other emissions in the energy system and the emissions. Essentially, the ESMs will use the harmonized land-use data to calculate emissions removed via carbon capture and associated with changes in land carbon pools and they will be provided with IAM data on emissions (including the reductions associated with BECCS carbon storage-). Table 5 further summarizes the AFOLU processes associated with BECCS and whether the emissions/storage for each process will be provided by IAMs or computed by ESMs in ScenarioMIP.

In comparing the IAM and ESM output, it is important to realize that IAMs models report the impact of BECCS in the region in which the bioenergy is used, not where the biomass is grown. At the same time, IAMs report the biomass growth in the original location. Therefore, biomass growth as a driver of carbon dioxide removal will be consistent with the underlying IAM, but emissions flux field could be inconsistent because of biomass trade. However, since CO<sub>2</sub> is a well-mixed gas, for emissions fluxes, the importance of the spatial pattern is not very important..

Table 5: the role of IAMs and ESMs in representing individual processes associated with BECCS.

BECCS sub-processes	Emissions/storage computed by ESM or provided by IAM for ScenarioMIP
---------------------	--

**Formatted:** Font color: Auto, English (United States)

**Formatted:** Right: 0", Space After: 0 pt, Line spacing: 1.5 lines

**Formatted:** English (United States)

**Formatted:** Font color: Auto, English (United States)

**Formatted:** English (United States)

**Formatted:** Font color: Auto, English (United States)

**Formatted:** English (United States)

**Formatted:** Font color: Auto

**Formatted:** Font color: Auto

**Formatted:** Font color: Auto

**Formatted:** Font color: Auto

**Formatted:** Font color: Auto

**Formatted:** Font color: Auto

**Formatted:** Font color: Auto, English (United States)

**Formatted:** Font color: Auto, English (United States)

**Formatted:** Font color: Auto, English (United States)

**Formatted:** Font color: Auto, English (United States)

**Formatted:** Font color: Auto, English (United States)

**Formatted:** Right: 0", Space After: 0 pt, Line spacing: 1.5 lines

**Formatted:** Font color: Auto, English (United States)

**Formatted:** Font color: Auto, English (United States)

**Formatted:** Font color: Auto, English (United States)

**Formatted:** Font color: Auto, English (United States)

**Formatted:** English (United States)

**Formatted:** Font: 9 pt, English (United States)

**Formatted:** Font: 9 pt, Font color: Auto, English (United States)

**Formatted:** Caption, Space After: 0 pt, Line spacing: single, Tab stops: Not at 0.42"

**Formatted:** English (United States)

**Formatted Table**

**Formatted:** Footer, Left, Indent: Left: 0", Line spacing: single

Land-use change associated with BECCS	ESM
Management of land used for BECCS	ESM
Emissions from bioenergy production	IAM
Storage of carbon from CCS	IAM

Formatted: English (United States)

Formatted: Font: Arial, 12.5 pt, Font color: Custom Color(RGB(67,67,67))

### 5.3 Direct Air Capture with Carbon Storage (DACCS) and other forms of CDR

320 Outputs from IAMs for other CDR methods (such as DACCS, enhanced rock weathering, biochar, soil carbon management, and ocean-based CDR) will be provided by IAMs as part of the total emissions data as well. Work is ongoing to provide gridded DACCS and “Other CDR” flows as an output from IAMs for future simulations and studies outside of ScenarioMIP. In some cases, IAMs may also model carbon removals related to agroforestry and improved forest management. As these flows relate closely to the woody carbon stocks included in the harmonized land-use forcing product, they are not included in the emissions data – similar to other land-use CO<sub>2</sub> emissions. However, since the harmonized land-use forcing product, and ESMs generally do not model the processes related to CDR methods such as enhanced rock weathering, biochar, and soil carbon management, they are provided as part of the net emissions flux.

### 5.4 Overall information flows on CDR

330 Table 6 summarizes the data passed between IAMs and ESMs for CDR. In addition to the required datasets that are passed from IAMs to ESMs, as much additional information as possible on the IAM intentions and assumptions associated with CDR should be provided for additional analysis by ESMs and impact models. Moving forward, our goal is for IAMs and ESMs to work towards enabling full calculations of land-based CDR emissions/storage within ESMs for future MIPs and research projects.

335 Table 6. CDR data passed from IAMs to ESMs annually as part of ScenarioMIP in CMIP7, along with intended ESM usage of these data.

CDR Method	IAM data passed to ESMs (via harmonization)	ESM use of this data
DACCS/BECCS	Regional gridded areas of first- and second-generation bioenergy crops, regional net emissions associated with DACCS included as part of the total emissions provided to ESMs. BECCS.	Compute emissions associated with land-use change and management of bioenergy crops but do not remove and store carbon. Use DACCS/BECCS net emissions along with BECCS storage (depending on

Formatted: English (United States)

Formatted: Line spacing: 1.5 lines

Formatted: Font: Arial, 9.5 pt

Formatted: Font: 10 pt, English (United States)

Formatted: Caption, Right: 0", Space After: 0 pt, Line spacing: single

Formatted: Font: 10 pt

Formatted: Left

Formatted Table

Formatted: Font: 9.5 pt, Font color: Auto

Formatted: Left

Formatted: Left, Right: 0.03", Space After: 0 pt, Line spacing: Multiple 1.08 li

Formatted: Left, Right: 0.04"

Formatted: English (United States)

Formatted: English (United States)

Formatted: English (United States)

Formatted: Footer, Left, Indent: Left: 0", Line spacing: single

	regional carbon storage associated with BECCS.	ESM needs), together with other emissions data inputs.
BECCS Afforestation/Reforestation	Gridded areas of first afforestation and second generation bioenergy crops, regional net emissions associated with BECCS, regional carbon storage associated with BECCS reforestation.	Plant, grow, and protect trees. Compute land use change and management of bioenergy crops but do not remove and store carbon. Use BECCS net emissions or BECCS and storage (depending on ESM needs), together associated with other emissions data inputs tree growth.
Afforestation/Reforestation Other CDR, i.e. DACCS, enhanced weathering, ocean-based CDR, biochar, soil carbon sequestration, and other non-land CDR (where available).	Gridded areas of afforestation and reforestation. Gridded net emissions associated with CDR methods included as part of the total emissions provided to ESMs.	Use along with other emissions data. Plant, grow, and protect trees. Compute carbon emissions and storage associated with tree growth.

- Formatted: English (United States)
- Formatted: English (United States)
- Formatted: English (United States)
- Formatted: English (United States)
- Formatted: Left
- Formatted: Left, Right: 0"
- Formatted: English (United States)
- Formatted: Font: 9.5 pt, English (United States)
- Formatted: Left
- Formatted: Font: 9.5 pt
- Formatted: Font: 9.5 pt, English (United States)
- Formatted: Font: 9.5 pt, English (United States)
- Formatted: Font: Bold

340 **6. Discussion and conclusions**

We have proposed a limited set of scenarios that, modeled by IAMs, would provide pathways of emissions, concentrations, and land use for use as external forcings for ESMs participating in CMIP7. These scenarios with their climate system outcomes are intended to facilitate studies of climate processes; provide inputs to a wide range of studies of impacts, adaptation, and mitigation; and support climate policy development and communication. They cover a wide range of plausible outcomes, from a *High* scenario representing policy failure and strong drivers of greenhouse gas emissions, to a *Very Low* scenario with dramatic emissions reductions.

- Formatted: Heading 1, Space After: 0 pt, Line spacing: single
- Formatted: English (United States)
- Formatted: Right: 0", Line spacing: 1.5 lines

345 The implementation of these scenarios in IAMs and ESMs poses a number of challenges, not all of which can be addressed or fully explored within the ScenarioMIP process. As a result, in a number of cases it became necessary to make design choices on the basis of current literature. Throughout the *text article*, we have indicated where further research could advance the field, and summarize important directions here.

- Formatted: Font: Italic, English (United States)
- Formatted: English (United States)
- Formatted: Font: Italic, English (United States)
- Formatted: English (United States)
- Formatted: Line spacing: 1.5 lines
- Formatted: English (United States)
- Formatted: English (United States)
- Formatted: English (United States)

*Explore climate (model) processes:*

355 Explore the effect of carbon cycle uncertainty, including climate feedbacks, on climate system outcomes. ESMs are encouraged to run all scenarios in CO<sub>2</sub> emissions driven mode, so that the carbon cycle is modeled within the ESMs. The multi-model ensemble will then capture uncertainty in the carbon cycle across models. A complementary analysis could test uncertainties in the carbon cycle parameters in the emulators (derived from the behavior of the CMIP6 ESMs) by deriving high and low CO<sub>2</sub> concentration pathways for a given emissions scenario using emulators. These concentration variants could

- Formatted: Font: Italic
- Formatted: Font: Not Bold, English (United States)
- Formatted: English (United States)
- Formatted: Footer, Left, Indent: Left: 0", Line spacing: single

then be run with ESMs (in concentration driven mode) in addition to the median concentration pathway recommended as part of the ScenarioMIP protocol, to investigate the sensitivity of the climate system to the emulators' implementation. Explore the effect of atmospheric chemistry uncertainty on climate system outcomes. The ScenarioMIP design calls for non-CO<sub>2</sub> greenhouse gases and air pollutants to be incorporated primarily in the form of atmospheric concentrations, with a single atmospheric chemistry model providing concentration fields based on the emissions scenarios. A fuller representation of uncertainty would run emissions through additional atmospheric chemistry models and then run through ESMs to assess the sensitivity of climate outcomes to the representation of atmospheric chemistry.

**Produce wider set of IAM scenarios:**

- Produce idealized or counterfactual emissions and land use scenarios to complement the plausible scenarios proposed here. The ScenarioMIP design is limited to scenarios judged to be plausible, but other scenarios could also provide useful insight. For example, scenarios that are higher or lower than those proposed here, or that imagine counter-factual historical outcomes (Meinshausen et al., 2024), can be of scientific interest or policy relevant.
- Develop alternative implementations of the scenarios requested here from the IAM community using different modeling paradigms and normative assumptions. There are a number of questions of wide interest to the scientific and policy communities that would be unlikely to imply forcing pathways different enough to substantially affect climate system outcomes, either regionally or globally. They therefore fall outside the scope of ScenarioMIP, but are worth pursuing through other means. For example, different normative bases for approaches to mitigation may lead to different regional or sectoral emissions pathways, within approximately the same global forcing pathway. Similarly, alternative socio-economic pathways such as sustainable development scenarios with rapid convergence of regional incomes and living standards are useful to pursue but, if coupled with a target of limiting warming to (for example) likely below 2°C, would lead to similar global forcing pathways to other 2°C scenarios.
- Produce versions of the scenarios described here that account for climate change impacts. The SSP-RCP scenario framework by design does not include impacts in community scenarios so that they are more useful to. This enables an independent assessment of impact-climate relationships conditional on a given SSP in the impact research community. However, incorporating impacts in these scenarios would also be of interest, in particular to test whether this would substantially alter global emissions and land use pathways.
- Consider options to better integrate adaptation and mitigation. There are several interactions between impacts, adaptation and mitigation. At the moment, these are not considered given the way information is forwarded from one community to another. It will become increasingly important to see how this issue can be overcome.
- Explore methods for further characterizing the relative likelihood of different scenarios. In this proposal we have limited likelihood judgments to whether scenarios are plausible or not, with some suggestion that the H and VL scenarios may be considered less likely than the others, by construction. It will be worth undertaking a variety of approaches to judge the relative likelihood of the various scenarios more broadly to help inform risk assessments.

Formatted: Font: Not Bold, English (United States)

Formatted: English (United States)

Formatted: Font: Italic

Formatted: Font: Not Bold, English (United States)

Formatted: List Paragraph, Space After: 0 pt, Line spacing: single, Bulleted + Level: 1 + Aligned at: 0.25" + Indent at: 0.5"

Formatted: English (United States)

Formatted: Font: Not Bold, English (United States)

Formatted: English (United States)

Formatted: English (United States)

Formatted: English (United States)

Formatted: English (United States)

Formatted: English (United States)

Formatted: Font: Not Bold, English (United States)

Formatted: English (United States)

Formatted: List Paragraph, Bulleted + Level: 1 + Aligned at: 0.25" + Indent at: 0.5"

Formatted: English (United States)

Formatted: Font: Not Bold, English (United States)

Formatted: English (United States)

Formatted: List Paragraph, Space After: 0 pt, Line spacing: single, Bulleted + Level: 1 + Aligned at: 0.25" + Indent at: 0.5"

Formatted: Font: Not Bold, English (United States)

Formatted: English (United States)

Formatted: Font: Not Bold, English (United States)

Formatted: Footer, Left, Indent: Left: 0", Line spacing: single

*Explore climate (model) processes*

- Explore the effect of carbon cycle uncertainty, including climate feedbacks, on climate system outcomes. ESMs are encouraged to run all scenarios in CO<sub>2</sub> emissions-driven mode, so that the carbon cycle is modeled within the ESMs. The multi-model ensemble will then capture uncertainty in the carbon cycle across models. A complementary analysis could test uncertainties in the carbon cycle parameters in the emulators (derived from the behavior of the CMIP6 ESMs) by deriving high and low CO<sub>2</sub> concentration pathways for a given emissions scenario using emulators. These concentration variants could then be run with ESMs (in concentration-driven mode) in addition to the median concentration pathway recommended as part of the ScenarioMIP protocol, to investigate the sensitivity of the climate system to the emulators' implementation.
- Explore the effect of atmospheric chemistry uncertainty on climate system outcomes. The ScenarioMIP design calls for non-CO<sub>2</sub> greenhouse gases and air pollutants to be incorporated primarily in the form of atmospheric concentrations, with a single atmospheric chemistry model providing concentration fields based on the emissions scenarios. A fuller representation of uncertainty would run emissions through additional atmospheric chemistry models and then run through ESMs to assess the sensitivity of climate outcomes to the representation of atmospheric chemistry.

*Explore climate model sensitivities:*

- Further explore whether different mitigation strategies achieving approximately the same global forcing pathways would produce detectable differences in climate outcomes. The overall SSP-RCP scenario framework is based on the premise that in a multi-model setting ESM projections resulting from a given pathway of global average forcing can be considered consistent with alternative emissions and land use scenarios producing a similar global forcing pathway (van Vuuren et al., 2017). In that way, ESM
  - simulations based on one of the ScenarioMIP scenarios can be used in studies with alternative assumptions about socio-economic pathways or mitigation strategies, as long as global forcing is similar. Limited existing Limited existing research supports this assumption, but further study of the degree to which variations in regional forcing due to short-lived climate forcers or land use could produce significantly different climate and impact outcomes would be useful.
  - Further explore what minimum difference in global forcing is required to produce significantly different climate system outcomes. Global forcing pathways that are not sufficiently separated from each other may not produce multi-model ESM ensembles with statistically significant differences in important climate variables. It may be that a forcing difference sufficient to produce a difference of 0.25-0.3°C global average temperature is required (Tebaldi et al., 2015), but further analysis with the latest generation of ESMs is desirable.

Formatted: Font: Arial, 9.5 pt  
Formatted: Font: Italic  
Formatted: Font: Not Bold, English (United States)  
Formatted: English (United States)

Formatted: Font: Not Bold, English (United States)  
Formatted: English (United States)

Formatted: Font: Italic  
Formatted: Space After: 0 pt, Line spacing: 1.5 lines, Tab stops: Not at 0.93"  
Formatted: Font: Not Bold, English (United States)  
Formatted: English (United States)  
Formatted: English (United States)  
Formatted: List Paragraph, Bulleted + Level: 1 + Aligned at: 0.25" + Indent at: 0.5"  
Formatted: English (United States)  
Formatted: Font: Not Bold, English (United States)  
Formatted: Font: Not Bold, English (United States)  
Formatted: List Paragraph, Space After: 0 pt, Line spacing: single, Bulleted + Level: 1 + Aligned at: 0.25" + Indent at: 0.5", Tab stops: Not at 0.75" + 3.35"  
Formatted: Font: Not Bold, English (United States)  
Formatted: English (United States)  
Formatted: English (United States)  
Formatted: English (United States)  
Formatted: English (United States)  
Formatted: Space After: 0 pt, Line spacing: 1.5 lines  
Formatted: Footer, Left, Indent: Left: 0", Line spacing: single

***Foster development of ESM emulators:***

- Develop spatially explicit, multi-variable emulators that can emulate ESM outcomes, especially for temperature for temperature overshoot scenarios. Progress is being made in the development of ESM emulators, but currently there are not enough overshoot scenarios run by ESMs to train these emulators and test their accuracy in overshoot conditions. Emulators can subsequently be used to explore the outcomes of a much wider range of scenarios and can help better quantify uncertainties, even facilitating a probabilistic representation of climate outcomes.

***Improve ESM representation of mitigation strategies:***

- Develop and explore methods for ESMs to be able to compute CDR-related emissions and storage (including BECCS). Because the implementation of CDR directly in ESMs is not yet a widespread practice, the ScenarioMIP design calls for IAMs to estimate the emissions associated with these measures and pass these results to ESMs. In future CMIP activities it would be desirable to implement CDR measures directly in ESMs. This requires research on what CDR-related output is important for IAMs to provide, and how ESMs can implement it in a way that is consistent with the original IAM intentions.

**2 Appendices**

**Appendix A: Acronyms**

Progress on these research directions will provide a basis for a future CMIP scenario activity that can make further progress on understanding human-earth system interactions and feedbacks.  
**Code and/or data availability**

AerChemMIP	Aerosol Chemistry Model Intercomparison Project
AFOLU	Agriculture, Forestry and Other Land Use
BECCS	Bioenergy with Carbon Capture and Storage
CCS	Carbon Capture and Storage
CMIC	Climate Model of Intermediate Complexity
CMIP	Coupled Model Intercomparison Project
CDR	Carbon Dioxide Removal
DAC	Direct Air Capture
DACCS	Direct Air Capture with Carbon Storage
DECK	Diagnostics, Evaluation and Characterization of Klima

**Formatted:** Font: Italic

**Formatted:** Font: Bold, Italic

**Formatted:** Right: 0"

**Formatted:** Font: Not Bold

**Formatted:** List Paragraph, Bulleted + Level: 1 + Aligned at: 0.25" + Indent at: 0.5"

**Formatted:** Font: Not Bold, English (United States)

**Formatted:** English (United States)

**Formatted:** English (United States)

**Formatted:** Right: 0", Space After: 0.35 pt, Line spacing: Multiple 1.07 li, Tab stops: 0.06", Left

**Formatted:** Font: Italic

**Formatted:** Font: Not Bold, English (United States)

**Formatted:** List Paragraph, Space After: 0 pt, Line spacing: single, Bulleted + Level: 1 + Aligned at: 0.25" + Indent at: 0.5"

**Formatted:** English (United States)

**Formatted:** English (United States)

**Formatted:** English (United States)

**Formatted:** Footer, Left, Indent: Left: 0", Line spacing: single

1460	<a href="#">ESM</a>	<a href="#">Earth System Model</a>
	<a href="#">EV</a>	<a href="#">Electric Vehicle</a>
	<a href="#">GCM</a>	<a href="#">Global Circulation Model/Global Climate Model</a>
	<a href="#">GHG</a>	<a href="#">Green-house gas</a>
	<a href="#">GMST</a>	<a href="#">Global Mean Surface Temperature</a>
1465	<a href="#">GSAT</a>	<a href="#">Global-mean Surface Air Temperature</a>
	<a href="#">GWP100</a>	<a href="#">Global Warming Potential over 100 years</a>
	<a href="#">H</a>	<a href="#">High scenario</a>
	<a href="#">H-ext</a>	<a href="#">High extension</a>
	<a href="#">H-ext-OS</a>	<a href="#">High overshoot extension</a>
1470	<a href="#">IAM</a>	<a href="#">Integrated Assessment Model</a>
	<a href="#">IAMC</a>	<a href="#">Integrated Assessment Modeling Consortium</a>
	<a href="#">IEA</a>	<a href="#">International Energy Agency</a>
	<a href="#">input4mip</a>	<a href="#">CMIP activity tasked with processing and availability of input data for ESM experiments under CMIP</a>
	<a href="#">IPCC</a>	<a href="#">Intergovernmental Panel on Climate Change</a>
1475	<a href="#">L</a>	<a href="#">Low scenario</a>
	<a href="#">L-ext</a>	<a href="#">Low extension</a>
	<a href="#">LN</a>	<a href="#">Low to negative emission scenario</a>
	<a href="#">LN-ext</a>	<a href="#">Low to negative emission scenario extension</a>
	<a href="#">LUMIP</a>	<a href="#">Land Use Model Intercomparison Project</a>
1480	<a href="#">M</a>	<a href="#">Medium scenario</a>
	<a href="#">M-ext</a>	<a href="#">Medium extension</a>
	<a href="#">ML</a>	<a href="#">Medium-to-Low scenario</a>
	<a href="#">ML-ext</a>	<a href="#">Medium-to-Low extension</a>
	<a href="#">MIP</a>	<a href="#">Model Intercomparison Project</a>
1485	<a href="#">NDC</a>	<a href="#">Nationally Determined Contributions</a>
	<a href="#">RAMIP</a>	<a href="#">Regional Aerosol Model intercomparison Project</a>
	<a href="#">RCP</a>	<a href="#">Representative Concentration Pathway</a>
	<a href="#">SCM</a>	<a href="#">Simple Climate Model</a>
	<a href="#">SDG</a>	<a href="#">Sustainable Development Goal</a>
1490	<a href="#">SLCF</a>	<a href="#">Short-Lived Climate Forcer</a>

SSC	<a href="#">Scientific Steering Committee</a>
SSP	<a href="#">Shared Socio-economic Pathways</a>
TCRE	<a href="#">Transient Climate Response to cumulative Emissions</a>
VIA	<a href="#">Vulnerability, Impacts and Adaptation</a>
495	<a href="#">VIACCS</a> <a href="#">Vulnerability, Impacts, Adaptation and Climate Services</a>
	<a href="#">VL</a> <a href="#">Very Low emission scenario</a>
	<a href="#">VL-ext</a> <a href="#">Very Low emission scenario extension</a>
	<a href="#">WGI/II/III</a> <a href="#">Working Group I/II/III</a>

**Code, data, or code and data availability**

500 [Data on the figures is available at zenodo: DOI: 10.5281/zenodo.14382495](#)

**Author contribution contributions**

505 [DvV, BCO and CT](#) coordinated the development process of the manuscript and took a lead in the writing. [LC, TH, LC, TH, KR, PF and BMS](#) coordinated subgroups in the writing process that worked on particular sections. [BS and CS](#) created the figures. All authors contributed to the design and the writing of the proposal. **Competing interests**

[KR, PF and BS](#) coordinated subgroups in the writing process that worked on particular sections. All At least one of the authors contributed to a member of the design and the writing of the proposal. [editorial board of GMD](#)

**Competing interests**

510 [At least one of the authors is a member of the editorial board of GMD.](#)

**Acknowledgements**

[This proposal and the scenario development process was endorsed by WCRP JSC. We would like to thank Helene Hewitt, John Dunne and Eleanor O'Rourke for their support in developing this proposal, and Aleh Cherp for valuable input.](#)

\_\_\_\_\_

**Formatted:** English (United States)  
**Formatted:** Tab stops: 0.06", Left

**Formatted:** Heading 1, Right: 0", Space After: 0 pt, Line spacing: single  
**Formatted:** English (United States)  
**Formatted:** Right: 0"

**Formatted:** English (United States)  
**Formatted:** Space After: 0 pt, Line spacing: 1.5 lines, Tab stops: Not at 0.5"  
**Formatted:** English (United States)  
**Formatted:** English (United States)  
**Formatted:** Heading 1, Right: 0", Space After: 0 pt, Line spacing: single  
**Formatted:** English (United States)  
**Formatted:** Right: 0"

**Formatted:** Heading 1, Right: 0", Space After: 0 pt, Line spacing: single  
**Formatted:** English (United States)

**Formatted:** Footer, Left, Indent: Left: 0", Line spacing: single

515 **Financial support**

DVV is supported by the EERIE project (Grant Agreement No 101081383) and the ELEVATE project (under grant agreement No 101056873) funded by the European Union's Horizon Europe programme. NB is supported by the RESCUE and OptimESM projects funded by the European Union's Horizon Europe programme under grant number 101056939 and 101081193. JS is funded by the German Research Foundation (DFG) under Germany's Excellence Strategy—EXC 2037: "CLICCS—Climate, Climatic Change, and Society"—Project Number: 390683824, contribution to the Center for Earth System Research and Sustainability (CEN) at the University of Hamburg. LFP was supported by National Council for Scientific and Technological Development (CNPq grant number 405607/2023-7) and Carlos Chagas Foundation for Research Support of the State of Rio de Janeiro (FAPERJ grant number E-26/210.291/2024). CM, LKG, CS and JL were supported by the Met Office Hadley Centre Climate Programme funded by DSIT. LPC was supported by the NASA Carbon Monitoring System (grant number 80NSSC21K1059) and the University of Maryland Grand Challenges program. CS and JS were supported by the European Union's Horizon Europe programme project WorldTrans under grant number 101056939/101081661. V.E.'s work is supported by the European Research Council (ERC) Synergy Grant 'Understanding and Modeling the Earth System with Machine Learning' (USMILE) under the Horizon 2020 Research and Innovation programme (grant agreement no. 855187) and the Deutsche 1079\* Forschungsgemeinschaft (DFG, German Research Foundation) through the Gottfried Wilhelm Leibniz Prize awarded to V.E. (reference no. EY 22/2-1). CM was supported by both OptimESM and the TipESM projects funded by the European Union's Horizon Europe research and innovation program under grant agreement no. 101081193 and 101137673 and is therefore funded by UK Research and Innovation (UKRI) under the UK government's Horizon Europe funding Guarantee. BMS and MS were supported by the Norwegian Research Council through the project TRIFECTA (grant number 334811) and the European Union Horizon Europe Research and Innovation programme projects DIAMOND (grant-no. 101081179) and ESM2025 (grant-no. 101003536).

530 **References**

540 Allen, M. R., Shine, K. P., Fuglestedt, J. S., Millar, R. J., Cain, M., Frame, D. J., and Macey, A. H.: A solution to the misrepresentations of CO2-equivalent emissions of short-lived climate pollutants under ambitious mitigation, npj Climate and Atmospheric Science, 1, 10.1038/s41612-018-0026-8, 2018a.

545 Allen, M. R., Dube, O. P., Solecki, W., Aragón-Durand, F., Cramer, W., Humphreys, S., Kainuma, M., Kala, J., Mahowald, N., Mulugetta, Y., Perez, R., Wairiu, M., and Zickfeld, K.: Framing and Context., in: Global Warming of 1.5°C. An IPCC Special Report on the impacts of global warming of 1.5°C above pre-industrial levels and related global greenhouse gas emission pathways, in the context of strengthening the global response to the threat of climate change, sustainable development, and efforts to eradicate poverty edited by: Masson-Delmotte, V., Zhai, P., Pörtner, H. O., Roberts, D., Skea, J., Shukla, P. R., Pirani, A., Moufouma-Okia, W., Péan, C., Pidcock, R., Connors, S., Matthews, J. B. R., Chen, Y., Zhou, X., Gomis, M. I., Lonnoy, E.T. Maycock, Tignor, M. T.,

Formatted: Heading 1, Space After: 0 pt, Line spacing: single

Formatted: English (United States)

Formatted: English (United States)

Formatted: English (United States)

Formatted: Font: Times New Roman, 10 pt

Formatted: English (United States)

Formatted: Font: Times New Roman, 10 pt

Formatted: English (United States)

Formatted: English (United States)

Formatted: English (United States)

Formatted: English (United States)

Formatted: English (United States)

Formatted: Space After: 0 pt

Formatted: English (United States)

Formatted: English (United States)

Formatted: Font: 10 pt

Formatted: Heading 1, Space After: 0 pt, Border: Top: (No border), Bottom: (No border), Left: (No border), Right: (No border), Tab stops: Not at 1"

Formatted: Footer, Left, Indent: Left: 0", Line spacing: single

1550 and Waterfield, T., Cambridge University Press, Cambridge, UK and New York, NY, USA, 49-92,  
<https://doi.org/10.1017/9781009157940.003>, 2018b.

Bauer, N., Bertram, C., Schultes, A., Klein, D., Luderer, G., Kriegler, E., Popp, A., and Edenhofer, O.: Quantification of an efficiency-sovereignty trade-off in climate policy, *Nature*, 588, 261-266, 10.1038/s41586-020-2982-5, 2020.

1555 Bauer, N., Hilaire, J., Brecha, R. J., Edmonds, J., Jiang, K., Kriegler, E., Rogner, H. H., and Sferra, F.: Assessing global fossil fuel availability in a scenario framework, *Energy*, 111, 580592, 10.1016/j.energy.2016.05.088, 2016.

Brutschin, E., Pianta, S., Tavoni, M., Riahi, K., Bosetti, V., Marangoni, G., and Van Ruijven, B. J.: A multidimensional feasibility evaluation of low-carbon scenarios, *Environmental Research Letters*, 16, 10.1088/1748-9326/abf0ce, 2021.

1560 Carter, T. R., Jones, R. N., Lu, X., Bhadwal, S., Conde, C., Mearns, L. O., O'Neill, B. C., Rounsevell, M. D. A., and Zurek, M. B.: *New Assessment Methods and the Characterisation of Future Conditions*, in: *Climate Change 2007 Impacts, Adaptation and Vulnerability. Contribution of Working Group II to the Fourth Assessment Report of the Intergovernmental Panel on Climate Change*, edited by: Parry, M. L., Canziani, O. F., Palutikof, J. P., van der Linden, P. J., and Hanson, C. E., Cambridge University Press, Cambridge, UK, 133-171, 2007.

Engels, A., Marotzke, J., Ratter, B. M. W., Gonçalves-Gresse, E., López-Rivera, A., Pagnone, A., and Wilkens, J.: *Hamburg Climate Futures Outlook 2024. Conditions for Sustainable Climate Change Adaptation*, Cluster of Excellence Climate, Climatic Change, and Society (CLICCS), transcript Verlag, Bielefeld (Germany), 2024.

1570 Eyring, V., Bony, S., Meehl, G. A., Senior, C. A., Stevens, B., Stouffer, R. J., and Taylor, K. E.: Overview of the Coupled Model Intercomparison Project Phase 6 (CMIP6) experimental design and organization, *Geoscientific Model Development*, 9, 1937-1958, 10.5194/gmd-9-1937-2016, 2016.

1575 Eyring, V., Collins, W. D., Gentine, P., Barnes, E. A., Barreiro, M., Beucler, T., Bocquet, M., Bretherton, C. S., Christensen, H. M., Dagon, K., Gagne, D. J., Hall, D., Hammerling, D., Hoyer, S., Iglesias-Suarez, F., Lopez-Gomez, I., McGraw, M. C., Meehl, G. A., Molina, M. J., Monteleoni, C., Mueller, J., Pritchard, M. S., Rolnick, D., Runge, J., Stier, P., Watt-Meyer, O., Weigel, K., Yu, R., and Zanna, L.: Pushing the frontiers in climate modelling and analysis with machine learning, *Nature Climate Change*, 14, 916-928, 10.1038/s41558-024-02095-y, 2024.

Friedlingstein, P., O'Sullivan, M., Jones, M. W., Andrew, R. M., Hauck, J., Landschützer, P., Le Quéré, C., Li, H., Luijckx, I. T., Olsen, A., Peters, G. P., Peters, W., Pongratz, J., Schwingshackl, C., Sitch, S., Canadell, J. G., Ciais, P., Jackson, R. B., Alin, S. R., Armeth, A., Arora, V., Bates, N. R., Becker, M., Bellouin, N., Berghoff, C. F., Bittig, H. C., Bopp, L., Cadule, P., Campbell, K., Chamberlain, M. A., Chandra, N., Chevallier, F., Chini, L. P., Colligan, T., Decayeux, J., Djutchouang, L., Dou, X., Duran-Rojas, C., Enyo, K., Evans, W., Fay, A., Feely, R. A., Ford, D. J., Foster, A., Gasser, T., Gehlen, M., Gkritzalis, T., Grassi, G., Gregor, L., Gruber, N., Gürses, Ö., Harris, I., Hefner, M., 1590 Heinke, J., Hurtt, G. C., Iida, Y., Ilyina, T., Jacobson, A. R., Jain, A., Jarníková, T., Jersild, A., Jiang, F., Jin, Z., Kato, E., Keeling, R. F., Klein Goldewijk, K., Knauer, J., Korsbakken, J. I., Lauvset, S. K., Lefèvre, N., Liu, Z., Liu, J., Ma, L., Maksyutov, S., Marland, G., Mayot, N., McGuire, P., Metzl, N., Monacci, N. M., Morgan, E. J., Nakaoka, S. I., Neill, C., Niwa, Y., Nützel, T., Olivier, L., Ono, T., Palmer, P. I., Pierrot, D., Qin, Z., Resplandy, L., 1595 Roobaert, A., Rosan, T. M., Rödenbeck, C., Schwinger, J., Smallman, T. L., Smith, S., Sospedra-Alfonso, R., Steinhoff, T., Sun, Q., Sutton, A. J., Séférian, R., Takao, S., Tatebe, H., Tian, H., Tilbrook, B., Torres, O., Tourigny, E., Tsujino, H., Tubiello, F., van der Werf, G., Wanninkhof, R., Wang, X., Yang, D., Yang, X., Yu, Z., Yuan, W., Yue, X., Zaehle, S., Zeng, N., and Zeng, J.: *Global Carbon Budget 2024*, *Earth Syst. Sci. Data Discuss.*, 2024, 1-133, 10.5194/essd-2024-519, 2024.

1600

Funke, B., Dudok de Wit, T., Ermolli, I., Haberreiter, M., Kinnison, D., Marsh, D., Nesse, H., Seppälä, A., Sinnhuber, M., and Usoskin, I.: Towards the definition of a solar forcing dataset for CMIP7, *Geosci. Model Dev.*, 17, 1217–1227, <https://doi.org/10.5194/gmd-17-1217-2024>, 2024.

605 Gidden, M.J., Joshi, S., Armitage, J.J. *et al.* A prudent planetary limit for geologic carbon storage. *Nature* 645, 124–132. <https://doi.org/10.1038/s41586-025-09423-y>, 2025.

610 Hajima, T., Kawamiya, M., Ito, A., Tachiiri, K., Jones, C., Arora, V., Brovkin, V., Séférian, R., Liddicoat, S., Friedlingstein, P., and Shevliakova, E.: Consistency of global carbon budget between concentration- and emission-driven historical experiments simulated by CMIP6 Earth system models and suggestion for improved simulation of CO2 concentration, *EGUsphere*, 2024, 1–49, [10.5194/egusphere-2024-188](https://doi.org/10.5194/egusphere-2024-188), 2024.

Hausfather, Z. and Peters, G. P.: Emissions — the 'business as usual' story is misleading, *Nature*, 29 January 2020, 2020.

615 Hickel, J. and Slamersak, A.: Existing climate mitigation scenarios perpetuate colonial inequalities, *The Lancet Planetary Health*, 6, e628–e631, [doi:10.1016/S2542-5196\(22\)000924](https://doi.org/10.1016/S2542-5196(22)000924), 2022.

IEA: *The Role of Critical Minerals in Clean Energy Transitions*, IEA, Paris 2021.

620 IPCC: *Climate Change 2021 – The Physical Science Basis. Summary for Policymakers*, Working Group I contribution to the Sixth Assessment Report of the Intergovernmental Panel on Climate Change, 2021.

IPCC: *Climate Change 2022: Mitigation of Climate Change. Contribution of of WGIII to the IPCC Sixth Assessment Report*, 2022a.

625 IPCC: *Climate Change 2022: Impacts, Adaptation and Vulnerability. Contribution of Working Group II to the Sixth Assessment Report of the Intergovernmental Panel on Climate Change* Cambridge, UK 2022b.

IPCC: *AR6 Synthesis Report: Climate Change 2023*, Cambridge, 2023.

630 Jewell, J. and Cherp, A.: The feasibility of climate action: Bridging the inside and the outside view through feasibility spaces, *Wiley Interdisciplinary Reviews: Climate Change*, 14, [10.1002/wcc.838](https://doi.org/10.1002/wcc.838), 2023.

Ju, Y., Sugiyama, M., and Shiraki, H.: Perceived feasibility and potential barriers of a net-zero system transition among Japanese experts, *Commun Earth Environ*, 4, <https://doi.org/10.1038/s43247-023-01079-8>, 2023.

635 Kanitkar, T., Mythri, A., and Jayaraman, T.: Equity assessment of global mitigation pathways in the IPCC Sixth Assessment Report, *Climate Policy*, 24, 1129–1148, [10.1080/14693062.2024.2319029](https://doi.org/10.1080/14693062.2024.2319029), 2024.

640 Lau, W. K. M. and Kim, K. M.: Competing influences of greenhouse warming and aerosols on Asian summer monsoon circulation and rainfall, *Asia-Pacific Journal of Atmospheric Sciences*, 53, 181–194, [10.1007/s13143-017-0033-4](https://doi.org/10.1007/s13143-017-0033-4), 2017.

Lin, L., Wang, Z., Xu, Y., Fu, Q., and Dong, W.: Larger sensitivity of precipitation extremes to aerosol than greenhouse gas forcing in CMIP5 models, *Journal of Geophysical Research: Atmospheres*, 8062–8073, <https://doi.org/10.1029/2018JD028821>, 2018.

645 Liu, P.R. and Raftery, A.E.: Country based rate of emissions reductions should increase by 80% beyond nationally determined contributions to meet the 2 °C target. *Commun Earth Environ* 2, 29. <https://doi.org/10.1038/s43247-021-00097-8>, 2021.

650 Mace, M., Fyson, C., Schaeffer, M., and Hare, W.: Large Scale Carbon Dioxide Removal to Meet the 1.5°C Limit: Key Governance Gaps, Challenges and Priority Responses, *Global Policy*, 12, 67–81 <https://doi.org/10.1111/1758-5899.12921>, 2021.

Malhotra, A. and Schmidt, T. S.: Accelerating Low-Carbon Innovation, *Joule*, 4, 2259–2267, 10.1016/j.joule.2020.09.004, 2020.

665 McGlade, C., Ekins, P.: The geographical distribution of fossil fuels unused when limiting global warming to 2 °C. *Nature* 517, 187–190 (2015). <https://doi.org/10.1038/nature14016>

660 McKenna, C. M., Maycock, A. C., Forster, P. M., Smith, C. J., and Tokarska, K. B.: Stringent mitigation substantially reduces risk of unprecedented near-term warming rates, *Nature Climate Change*, 11, 126–131, 10.1038/s41558-020-00957-9, 2021.

665 Meinshausen, M., Schuessler, C. F., Beyer, K., Bodeker, G., Boucher, O., Canadell, J. G., Daniel, J. S., Diongue-Niang, A., Driouech, F., Fischer, E., Forster, P., Grose, M., Hansen, G., Hausfather, Z., Ilyina, T., Kikstra, J. S., Kimutai, J., King, A. D., Lee, J. Y., Lennard, C., Lissner, T., Nauels, A., Peters, G. P., Pirani, A., Plattner, G. K., Pörtner, H., Rogelj, J., Rojas, M., Roy, J., Samset, B. H., Sanderson, B. M., Séférian, R., Seneviratne, S., Smith, C. J., Szopa, S., Thomas, A., Urge-Vorsatz, D., Velders, G. J. M., Yokohata, T., Ziehn, T., and Nicholls, Z.: A perspective on the next generation of Earth system model scenarios: towards representative emission pathways (REPs), *Geosci. Model Dev.*, 17, 4533–4559, 10.5194/gmd-17-4533-2024, 2024.

670 Melnikova, I., Boucher, O., Cadule, P., Tanaka, K., Gasser, T., Hajima, T., Quilcaille, Y., Shiogama, H., Séférian, R., Tachiiri, K., Vuichard, N., Yokohata, T., and Ciais, P.: Impact of bioenergy crop expansion on climate-carbon cycle feedbacks in overshoot scenarios, *Earth System Dynamics*, 13, 779–794, 10.5194/esd-13-779-2022, 2022.

675 Moore, F. C., Lacasse, K., Mach, K. J., Shin, Y. A., Gross, L. J. and Beckage, B.: Determinants of emissions pathways in the coupled climate–social system. *Nature* 603, 103–111. <https://doi.org/10.1038/s41586-022-04423-8>, 2022.

680 O'Neill, B. C., Kriegler, E., Ebi, K. L., Kemp-Benedict, E., Riahi, K., Rothman, D. S., van Ruijven, B. J., van Vuuren, D. P., Birkmann, J., Kok, K., Levy, M., and Solecki, W.: The roads ahead: Narratives for shared socioeconomic pathways describing world futures in the 21st century, *Global Environmental Change*, 42, 169–180, 10.1016/j.gloenvcha.2015.01.004, 2017.

685 O'Neill, B. C., Tebaldi, C., Van Vuuren, D. P., Eyring, V., Friedlingstein, P., Hurtt, G., Knutti, R., Kriegler, E., Lamarque, J. F., Lowe, J., Meehl, G. A., Moss, R., Riahi, K., and Sanderson, B. M.: The Scenario Model Intercomparison Project (ScenarioMIP) for CMIP6, *Geoscientific Model Development*, 9, 3461–3482, 10.5194/gmd-9-3461-2016, 2016.

690 Odenweller, A., Ueckerdt, F., Nemet, G. F., Jensterle, M., and Luderer, G.: Probabilistic feasibility space of scaling up green hydrogen supply, *Nature Energy*, 7, 854–865, 10.1038/s41560-022-01097-4, 2022.

695 Persad, G. G., Samset, B. H., and Wilcox, L. J.: Aerosols must be included in climate risk assessments, *Nature*, 611, 662–664, 10.1038/d41586-022-03763-9, 2022.

700 Rennert, K., Errickson, F., Prest, B. C., Rennels, L., Newell, R. G., Pizer, W., Kingdon, C., Wingenroth, J., Cooke, R., Parthum, B., Smith, D., Cromar, K., Diaz, D., Moore, F. C., Müller, U. K., Plevin, R. J., Raftery, A. E., Ševčíková, H., Sheets, H., Stock, J. H., Tan, T., Watson, M., Wong, T. E., and Anthoff, D.: Comprehensive evidence implies a higher social cost of CO<sub>2</sub>. *Nature* 610, 687–692 <https://doi.org/10.1038/s41586-022-05224-9>, 2022.

Riahi, K., Schaeffer, R., Arango, J., Calvin, K., Guivarch, C., Hasegawa, T., Jiang, K., Kriegler, E., Matthews, R., Peters, G., Rao, A., Robertson, S., Sebbit, A. M., Steinberger, J., Tavoni, M., and Vuuren, D. v.: Chapter 3: Mitigation Pathways

Compatible with Long-Term Goals, in: IPCC Working-Group III contribution to the Sixth Assessment report. IPCC, edited by: Skea, J., and et al, 2022.

Riahi, K., van Vuuren, D. P., Kriegler, E., Edmonds, J., O'Neill, B. C., Fujimori, S., Bauer, N., Calvin, K., Dellink, R., Fricko, O., Lutz, W., Popp, A., Cuaresma, J. C., Ke, S., Leimbach, M., Jiang, L., Kram, T., Rao, S., Emmerling, J., Ebi, K., Hasegawa, T., Havlik, P., Humpenöder, F., Da Silva, L. A., Smith, S., Stehfest, E., Bosetti, V., Eom, J., Gernaat, D., Masui, T., Rogelj, J., Strefler, J., Drouet, L., Krey, V., Luderer, G., Harmsen, M., Takahashi, K., Baumstark, L., Doelman, J. C., Kainuma, M., Klimont, Z., Marangoni, G., Lotze-Campen, H., Obersteiner, M., Tabeau, A., and Tavoni, M.: The Shared Socioeconomic Pathways and their energy, land use, and greenhouse gas emissions implications: An overview, *Global Environmental Change*, 42, 153-168, 10.1016/j.gloenvcha.2016.05.009, 2017.

Ritchie, J. and Dowlatabadi, H.: Why do climate change scenarios return to coal?. *Energy*, 140, pp.1276-1291, 2017.

Roelfsema, M., van Soest, H. L., Harmsen, M., van Vuuren, D. P., Bertram, C., den Elzen, M., Höhne, N., Jacobuta, G., Krey, V., Kriegler, E., Luderer, G., Riahi, K., Ueckerdt, F., Després, J., Drouet, L., Emmerling, J., Frank, S., Fricko, O., Gidden, M., Humpenöder, F., Huppmann, D., Fujimori, S., Fragkiadakis, K., Gi, K., Keramidas, K., Köberle, A. C., Aleluia Reis, L., Rochedo, P., Schaeffer, R., Oshiro, K., Vrontisi, Z., Chen, W., Iyer, G. C., Edmonds, J., Kannavou, M., Jiang, K., Mathur, R., Safonov, G., and Vishwanathan, S. S.: Taking stock of national climate policies to evaluate implementation of the Paris Agreement, *Nature Communications*, 11, 10.1038/s41467-020-15414-6, 2020.

Rogelj, J.: Net zero targets in science and policy, *Environmental Research Letters*, 18, 10.1088/1748-9326/acb4ae, 2023.

Rogelj, J., Fransen, T., den Elzen, M. G. J., Lamboll, R. D., Schumer, C., Kuramochi, T., Hans, F., Moeldijk, S., and Portugal-Pereira, J.: Credibility gap in net-zero climate targets leaves world at high risk, *Science*, 380, 1014-1016, 10.1126/science.adg6248, 2023.

Rogner, H. H.: An assessment of world hydrocarbon resources, *Annual Review of Energy and the Environment*, 22, 217-262, 10.1146/annurev.energy.22.1.217, 1997.

Sanderson, B. M., Booth, B. B. B., Dunne, J., Eyring, V., Fisher, R. A., Friedlingstein, P., Gidden, M. J., Hajima, T., Jones, C. D., Jones, C., King, A., Koven, C. D., Lawrence, D. M., Lowe, J., Mengis, N., Peters, G. P., Rogelj, J., Smith, C., Snyder, A. C., Simpson, I. R., Swann, A. L. S., Tebaldi, C., Ilyina, T., Schleussner, C. F., Seferian, R., Samset, B. H., van Vuuren, D., and Zaehle, S.: The need for carbon emissions-driven climate projections in CMIP7, *EGUsphere*, <https://doi.org/10.5194/egusphere-2023-2127>, 2024.

Schlichenmaier, S. and Naegler, T.: May material bottlenecks hamper the global energy transition towards the 1.5 °C target?, *Energy Reports*, 8, 14875-14887, 2022.

Séférian, R., Berthet, S., Yool, A., Palmiéri, J., Bopp, L., Tagliabue, A., Kwiatkowski, L., Aumont, O., Christian, J., Dunne, J., Gehlen, M., Ilyina, T., John, J. G., Li, H., Long, M. C., Luo, J. Y., Nakano, H., Romanou, A., Schwinger, J., Stock, C., Santana-Falcón, Y., Takano, Y., Tjiputra, J., Tsujino, H., Watanabe, M., Wu, T., Wu, F., and Yamamoto, A.: Tracking Improvement in Simulated Marine Biogeochemistry Between CMIP5 and CMIP6, *Current Climate Change Reports*, 6, 95-119, 10.1007/s40641-020-00160-0, 2020.

Shiogama, H., Fujimori, S., Hasegawa, T., Hayashi, M., Hirabayashi, Y., Ogura, T., Iizumi, T., Takahashi, K., and Takemura, T.: Important distinctiveness of SSP3-7.0 for use in impact assessments, *Nature Climate Change*, 13, 1276-1278, 10.1038/s41558-023-01883-2, 2023.

- 755 Skeie, R. B., Byrom, R., Hodnebrog, Ø., Jouan, C., and Myhre, G.: Multi-model effective radiative forcing of the 2020 sulfur cap for shipping, *Atmos. Chem. Phys.*, 24, 13361–13370, <https://doi.org/10.5194/acp-24-13361-2024>, 2024.
- Smith, C. J., Forster, P. M., Allen, M., Leach, N., Millar, R. J., Passerello, G. A., and Regayre, L. A.: FAIR v1.3: a simple emissions-based impulse response and carbon cycle model, *Geosci. Model Dev.*, 11, 2273–2297, [10.5194/gmd-11-2273-2018](https://doi.org/10.5194/gmd-11-2273-2018), 2018.
- Tebaldi, C., O'Neill, B., and Lamarque, J.-F.: Sensitivity of regional climate to global temperature and forcing, *Environmental Research Letters*, 10, 074001, [10.1088/17489326/10/7/074001](https://doi.org/10.1088/17489326/10/7/074001), 2015.
- 765 Tebaldi, C., Wehner, M., Leung, R., and Lawrence, D.: Is land use producing robust signals in future projections from Earth system models, all else being equal?, *Environmental Research Letters*, 18, 084009, [10.1088/1748-9326/ace3da](https://doi.org/10.1088/1748-9326/ace3da), 2023.
- Tebaldi, C., Debeire, K., Eyring, V., Fischer, E., Fyfe, J., Friedlingstein, P., Knutti, R., Lowe, J., O'Neill, B., Sanderson, B., Van Vuuren, D., Riahi, K., Meinshausen, M., Nicholls, Z., Tokarska, K., Hurtt, G., Kriegler, E., Meehl, G., Moss, R., Bauer, S., Boucher, O., Brovkin, V., Yeh, Y., Dix, M., Gualdi, S., Guo, H., John, J., Kharin, S., Kim, Y., Koshiro, T., Ma, L., Olivie, D., Panickal, S., Qiao, F., Rong, X., Rosenbloom, N., Schupfner, M., Séférian, R., Sellar, A., Semmler, T., Shi, X., Song, Z., Steger, C., Stouffer, R., Swart, N., Tachiiri, K., Tang, Q., Tatebe, H., Voldoire, A., Volodin, E., Wyser, K., 775 Xin, X., Yang, S., Yu, Y., and Ziehn, T.: Climate model projections from the Scenario Model Intercomparison Project (ScenarioMIP) of CMIP6, *Earth System Dynamics*, 12, 253–293, [10.5194/esd-12-253-2021](https://doi.org/10.5194/esd-12-253-2021), 2021.
- van Soest, H. L., Aleluia Reis, L., Baptista, L. B., Bertram, C., Després, J., Drouet, L., den Elzen, M., Fragkos, P., Fricko, O., Fujimori, S., Grant, N., Harmsen, M., Iyer, G., Keramidas, K., Köberle, A. C., Kriegler, E., Malik, A., Mittal, S., Oshiro, K., Riahi, K., Roelfsema, M., van 780 Ruijven, B., Schaeffer, R., Silva Herran, D., Tavoni, M., Unlu, G., Vandyck, T., and van Vuuren, D. P.: Global roll-out of comprehensive policy measures may aid in bridging emissions gap, *Nature Communications*, 12, [10.1038/s41467-021-26595-z](https://doi.org/10.1038/s41467-021-26595-z), 2021.
- 785 van Vuuren, D. P., Kriegler, E., O'Neill, B. C., Ebi, K. L., Riahi, K., Carter, T. R., Edmonds, J., Hallegatte, S., Kram, T., Mathur, R., and Winkler, H.: A new scenario framework for Climate Change Research: Scenario matrix architecture, *Climatic Change*, 122, 373–386, [10.1007/s10584-013-0906-1](https://doi.org/10.1007/s10584-013-0906-1), 2014.
- 790 Visioni, D., Robock, A., Haywood, J., Henry, M., Tilmes, S., MacMartin, D. G., Kravitz, B., Doherty, S. J., Moore, J., Lennard, C., Watanabe, S., Muri, H., Niemeier, U., Boucher, O., Syed, A., Egbebiyi, T. S., Séférian, R., and Quaglia, I.: G6-1.5K-SAI: a new Geoengineering Model Intercomparison Project (GeoMIP) experiment integrating recent advances in solar radiation modification studies, *Geoscientific Model Development*, 17, 2583–2596, [10.5194/gmd-17-2583-2024](https://doi.org/10.5194/gmd-17-2583-2024), 2024.
- 795 Westervelt, D. M., Mascioli, N. R., Fiore, A. M., Conley, A. J., Lamarque, J. F., Shindell, D. T., Faluvegi, G., Previdi, M., Correa, G., and Horowitz, L. W.: Local and remote mean and extreme temperature response to regional aerosol emissions reductions, *Atmos. Chem. Phys.*, 20, 3009–3027, [10.5194/acp-20-3009-2020](https://doi.org/10.5194/acp-20-3009-2020), 2020.
- 800 Wilcox, L. J., Allen, R. J., Samset, B. H., Bollasina, M. A., Griffiths, P. T., Koeble, J., Lund, M. T., Makkonen, R., Merikanto, J., O'Donnell, D., Paynter, D. J., Persad, G. G., Rumbold, S. T., Takemura, T., Tsigaridis, K., Undorf, S., and Westervelt, D. M.: The Regional Aerosol Model Intercomparison Project (RAMIP), *Geoscientific Model Development*, 16, 4451–4479, [10.5194/gmd-16-4451-2023](https://doi.org/10.5194/gmd-16-4451-2023), 2023.

- Wilson, C., Grubler, A., Bento, N., Healey, S., de Stercke, S., and Zimm, C.: Granular technologies to accelerate decarbonization: Smaller, modular energy technologies have advantages, *Science*, 368, 36-39, 10.1126/science.aaz8060, 2020.
- Zimm, C., Mintz-Woo, K., Brutschin, E., Hanger-Kopp, S., Hoffmann, R., Kikstra, J. S., Kuhn, M., Min, J., Mutarak, R., Pachauri, S., Patange, O., Riahi, K., and Schinko, T.: Justice considerations in climate research, *Nature Climate Change*, 14, 22-30, 10.1038/s41558-02301869-0, 2024. Allen, M. R., Dube, O. P., Solecki, W., Aragón-Durand, F., Cramer, W., Humphreys, S., Kainuma, M., Kala, J., Mahowald, N., Mulugetta, Y., Perez, R., Wairiu, M., & Zickfeld, K. (2018). Framing and Context. In V. Masson-Delmotte, P. Zhai, H.-O. Pörtner, D. Roberts, J. Skea, P. R. Shukla, A. Pirani, W. Moufouma-Okia, C. Péan, R. Pidcock, S. Connors, J. B. R. Matthews, Y. Chen, X. Zhou, M. I. Gomis, E. T. Lonnoy, M. T. Maycock Tignor, & T. Waterfield (Eds.), *Global Warming of 1.5°C. An IPCC Special Report on the impacts of global warming of 1.5°C above pre-industrial levels and related global greenhouse gas emission pathways, in the context of strengthening the global response to the threat of climate change, sustainable development, and efforts to eradicate poverty* (pp. 49-92). Cambridge University Press. <https://doi.org/https://doi.org/10.1017/9781009157940.003>
- Aubry, T. J., Toohey, M., Khanal, S., Chim, M. M., Verkerk, M., Johnson, B., Schmidt, A., Kovilakam, M., Sigl, M., Nicholls, Z., Thomason, L., Naik, V., Rieger, L., Stiller, D., Ziegler, E., & Smith, I. (2025). Stratospheric aerosol forcing for CMIP7 (part 1): Optical properties for pre-industrial, historical, and scenario simulations (version 2.2.1). *EGUsphere*, 2025, 1-53. <https://doi.org/10.5194/egusphere-2025-4990>
- Bauer, N., Bertram, C., Schultes, A., Klein, D., Luderer, G., Kriegler, E., Popp, A., & Edenhofer, O. (2020). Quantification of an efficiency-sovereignty trade-off in climate policy. *Nature*, 588(7837), 261-266. <https://doi.org/10.1038/s41586-020-2982-5>
- Bauer, N., Hilaire, J., Brecha, R. J., Edmonds, J., Jiang, K., Kriegler, E., Rogner, H. H., & Sferra, F. (2016). Assessing global fossil fuel availability in a scenario framework [Article]. *Energy*, 111, 580-592. <https://doi.org/10.1016/j.energy.2016.05.088>
- Beier, F. D., Dietrich, J. P., Heinke, J., Abrahao, G., von Jeetze, P., Bodirsky, B. L., Crawford, M., Humpenöder, F., Merfort, L., Weindl, I., Herrero, M., Mason-D'Croz, D., Rockström, J., Sundiang, M., Wierik, S. t., Norberg, A., Klein, D., Müller, C., Lotze-Campen, H., & Popp, A. (2025). Planetary boundaries under a land-based climate change mitigation scenario with a food demand transformation: a modelling study. *The Lancet Planetary Health*, 9(10). [https://doi.org/10.1016/S2542-5196\(25\)00087-7](https://doi.org/10.1016/S2542-5196(25)00087-7)
- Brutschin, E., Pianta, S., Tavoni, M., Riahi, K., Bosetti, V., Marangoni, G., & Van Ruijven, B. J. (2021). A multidimensional feasibility evaluation of low-carbon scenarios [Article]. *Environmental Research Letters*, 16(6), Article 064069. <https://doi.org/10.1088/1748-9326/abf0ce>
- Carter, T. R., Jones, R. N., Lu, X., Bhadwal, S., Conde, C., Mearns, L. O., O'Neill, B. C., Rounsevell, M. D. A., & Zurek, M. B. (2007). New Assessment Methods and the Characterisation of Future Conditions. In M. L. Parry, O. F. Canziani, J. P. Palutikof, P. J. van der Linden, & C. E. Hanson (Eds.), *Climate Change 2007 Impacts, Adaptation and Vulnerability. Contribution of Working Group II to the Fourth Assessment Report of the Intergovernmental Panel on Climate Change* (pp. 133-171). Cambridge University Press. .
- Emmerling, J., Drouet, L., van der Wijst, K.-I., Vuuren, D., Bosetti, V., & Tavoni, M. (2019). The role of the discount rate for emission pathways and negative emissions. *Environmental Research Letters*. <https://doi.org/10.1088/1748-9326/ab3cc9>
- Engels, A., Marotzke, J., Ratter, B. M. W., Gonçalves Gresse, E., López-Rivera, A., Pagnone, A., & Wilkens, J. (2024). *Hamburg Climate Futures Outlook. Conditions for Sustainable Climate Change Adaptation*.

- 1855 Eyring, V., Bony, S., Meehl, G. A., Senior, C. A., Stevens, B., Stouffer, R. J., & Taylor, K. E. (2016). Overview of the Coupled Model Intercomparison Project Phase 6 (CMIP6) experimental design and organization [Article]. *Geoscientific Model Development*, 9(5), 1937-1958. <https://doi.org/10.5194/gmd-9-1937-2016>
- 1860 Eyring, V., Collins, W. D., Gentine, P., Barnes, E. A., Barreiro, M., Beucler, T., Bocquet, M., Bretherton, C. S., Christensen, H. M., Dagon, K., Gagne, D. J., Hall, D., Hammerling, D., Hoyer, S., Iglesias-Suarez, F., Lopez-Gomez, I., McGraw, M. C., Meehl, G. A., Molina, M. J.,...Zanna, L. (2024). Pushing the frontiers in climate modelling and analysis with machine learning. *Nature Climate Change*, 14(9), 916-928. <https://doi.org/10.1038/s41558-024-02095-y>
- 1865 Friedlingstein, P., O'Sullivan, M., Jones, M. W., Andrew, R. M., Bakker, D. C. E., Hauck, J., Landschützer, P., Le Quére, C., Li, H., Luijkx, I. T., Peters, G. P., Peters, W., Pongratz, J., Schwingshackl, C., Sitch, S., Canadell, J. G., Ciais, P., Aas, K., Alin, S. R.,...Zeng, J. (2025). Global Carbon Budget 2025. *Earth Syst. Sci. Data Discuss.*, 2025, 1-139. <https://doi.org/10.5194/essd-2025-659>
- 1870 Funke, B., Dudok de Wit, T., Ermolli, I., Haberleiter, M., Kinnison, D., Marsh, D., Nesse, H., Seppälä, A., Sinnhuber, M., & Usoskin, I. (2024). Towards the definition of a solar forcing dataset for CMIP7. *Geosci. Model Dev.*, 17(3), 1217-1227. <https://doi.org/10.5194/gmd-17-1217-2024>
- 1875 Gidden, M. J., Joshi, S., Armitage, J. J., Christ, A.-B., Boettcher, M., Brutschin, E., Köberle, A. C., Riahi, K., Schellnhuber, H. J., Schleussner, C.-F., & Rogelj, J. (2025). A prudent planetary limit for geologic carbon storage. *Nature*, 645(8079), 124-132. <https://doi.org/10.1038/s41586-025-09423-y>
- 1880 Gidden, M. J., Riahi, K., Smith, S. J., Fujimori, S., Luderer, G., Kriegler, E., Van Vuuren, D. P., Van Den Berg, M., Feng, L., Klein, D., Calvin, K., Doelman, J. C., Frank, S., Fricko, O., Harmsen, M., Hasegawa, T., Havlik, P., Hilaire, J., Hoesly, R.,...Takahashi, K. (2019). Global emissions pathways under different socioeconomic scenarios for use in CMIP6: A dataset of harmonized emissions trajectories through the end of the century [Article]. *Geoscientific Model Development*, 12(4), 1443-1475. <https://doi.org/10.5194/gmd-12-1443-2019>
- 1885 Hajima, T., Kawamiya, M., Ito, A., Tachiiri, K., Jones, C., Arora, V., Brovkin, V., Séférian, R., Liddicoat, S., Friedlingstein, P., & Shevliakova, E. (2024). Consistency of global carbon budget between concentration- and emission-driven historical experiments simulated by CMIP6 Earth system models and suggestion for improved simulation of CO2 concentration. *EGUsphere*, 2024, 1-49. <https://doi.org/10.5194/egusphere-2024-188>
- 1890 Hausfather, Z., & Peters, G. P. (2020). Emissions – the ‘business as usual’ story is misleading. *Nature*, 29 January 2020.
- 1895 Hickel, J., & Slamersak, A. (2022). Existing climate mitigation scenarios perpetuate colonial inequalities. *The Lancet Planetary Health*, 6(7), e628-e631. [https://doi.org/10.1016/S2542-5196\(22\)00092-4](https://doi.org/10.1016/S2542-5196(22)00092-4)
- 1895 Hurt, G. C., Chini, L., Sahajpal, R., Frolking, S., Bodirsky, B. L., Calvin, K., Doelman, J. C., Fisk, J., Fujimori, S., Goldewijk, K. K., Hasegawa, T., Havlik, P., Heinemann, A., Humpenöder, F., Jungclaus, J., Kaplan, J. O., Kennedy, J., Krisztin, T., Lawrence, D.,...Zhang, X. (2020). Harmonization of global land use change and management for the period 850-2100 (LUH2) for CMIP6 [Article]. *Geoscientific Model Development*, 13(11), 5425-5464, Article 241. <https://doi.org/10.5194/gmd-13-5425-2020>
- 1895 IEA. (2021). *The Role of Critical Minerals in Clean Energy Transitions*. IEA.
- 1895 IPCC. (2021). *Climate Change 2021 - The Physical Science Basis. Summary for Policymakers*.
- 1895 IPCC. (2022a). *Climate Change 2022: Impacts, Adaptation and Vulnerability. Contribution of Working Group II to the Sixth Assessment Report of the Intergovernmental Panel on Climate Change*. C. U. Press.
- 1895 IPCC. (2022b). *Climate change - Mitigation of Climate Change. Contribution of Working Group III to the Sixth Assessment Report of the Intergovernmental Panel on Climate Change*.
- 1895 IPCC. (2023a). *AR6 Synthesis Report: Climate Change 2023*. C. U. Press.

- IPCC. (2023b). *IPCC Workshop on the Use of Scenarios in the Sixth Assessment Report and Subsequent Assessments*.
- Jewell, J., & Cherp, A. (2023). The feasibility of climate action: Bridging the inside and the outside view through feasibility spaces. *WIREs Climate Change*, 14 (5). <https://doi.org/https://doi.org/10.1002/wcc.838>
- 900 Ju, Y., Sugiyama, M., & Shiraki, H. (2023). Perceived feasibility and potential barriers of a net-zero system transition among Japanese experts. *Communications Earth & Environment*, 4(1), 431. <https://doi.org/10.1038/s43247-023-01079-8>
- Kanitkar, T., Mythri, A., & Javaraman, T. (2024). Equity assessment of global mitigation pathways in the IPCC Sixth Assessment Report. *Climate Policy*, 24(8), 1129-1148. <https://doi.org/10.1080/14693062.2024.2319029>
- 905 Kikstra, J. S., Nicholls, Z. R. J., Smith, C. J., Lewis, J., Lamboll, R. D., Byers, E., Sandstad, M., Meinshausen, M., Gidden, M. J., Rogelj, J., Kriegler, E., Peters, G. P., Fuglestedt, J. S., Skeie, R. B., Samset, B. H., Wienpahl, L., Van Vuuren, D. P., Van Der Wijst, K. I., Al Khouridajie, A.,... Riahi, K. (2022). The IPCC Sixth Assessment Report WGIII climate assessment of mitigation pathways: from emissions to global temperatures [Article]. *Geoscientific Model Development*, 15(24), 9075-9109. <https://doi.org/10.5194/gmd-15-9075-2022>
- 910 Lau, W. K.-M., & Kim, K.-M. (2017). Competing influences of greenhouse warming and aerosols on Asian summer monsoon circulation and rainfall. *Asia-Pacific Journal of Atmospheric Sciences*, 53(2), 181-194. <https://doi.org/10.1007/s13143-017-0033-4>
- 915 Lehner, F., & Deser, C. (2023). Origin, importance, and predictive limits of internal climate variability. *Environ. Res.: Climate*, 2, 023001.
- Lin, L., Wang, Z., Xu, Y., Fu, Q., & Dong, W. (2018). Larger Sensitivity of Precipitation Extremes to Aerosol Than Greenhouse Gas Forcing in CMIP5 Models. *Journal of Geophysical Research: Atmospheres*, 123(15), 8062-8073. <https://doi.org/https://doi.org/10.1029/2018JD028821>
- 920 Liu, P. R., & Raftery, A. E. (2021). Country-based rate of emissions reductions should increase by 80% beyond nationally determined contributions to meet the 2 °C target. *Communications Earth & Environment*, 2(1), 29. <https://doi.org/10.1038/s43247-021-00097-8>
- Mastrandrea, M. D., Mach, K. J., Plattner, G. K., Edenhofer, O., Stocker, T. F., Field, C. B., Ebi, K. L., & Matschoss, P. R. (2011). The IPCC AR5 guidance note on consistent treatment of uncertainties: A common approach across the working groups [Article]. *CLIMATIC CHANGE*, 108(4), 675-691. <https://doi.org/10.1007/s10584-011-0178-6>
- 925 McGlade, C., & Ekins, P. (2015). The geographical distribution of fossil fuels unused when limiting global warming to 2°C [Article]. *Nature*, 517(7533), 187-190. <https://doi.org/10.1038/nature14016>
- 930 McKenna, C. M., Maycock, A. C., Forster, P. M., Smith, C. J., & Tokarska, K. B. (2021). Stringent mitigation substantially reduces risk of unprecedented near-term warming rates. *Nature Climate Change*, 11(2), 126-131. <https://doi.org/10.1038/s41558-020-00957-9>
- Melnikova, I., Boucher, O., Cadule, P., Tanaka, K., Gasser, T., Hajima, T., Quilcaille, Y., Shiojama, H., Séférian, R., Tachiiri, K., Vuichard, N., Yokohata, T., & Ciais, P. (2022). Impact of bioenergy crop expansion on climate-carbon cycle feedbacks in overshoot scenarios. *Earth Syst. Dynam.*, 13(2), 779-794. <https://doi.org/10.5194/esd-13-779-2022>
- 935 Moore, F. C., Lacasse, K., Mach, K. J., Shin, Y. A., Gross, L. J., & Beckage, B. (2022). Determinants of emissions pathways in the coupled climate-social system. *Nature*, 603(7899), 103-111. <https://doi.org/10.1038/s41586-022-04423-8>
- 940 O'Neill, B. C., Tebaldi, C., Van Vuuren, D. P., Eyring, V., Friedlingstein, P., Hurtt, G., Knutti, R., Kriegler, E., Lamarque, J. F., Lowe, J., Meehl, G. A., Moss, R., Riahi, K., & Sanderson, B. M. (2016). The Scenario

- Model Intercomparison Project (ScenarioMIP) for CMIP6 [Article]. *Geoscientific Model Development*, 9(9), 3461-3482. <https://doi.org/10.5194/gmd-9-3461-2016>
- Odenweller, A., Ueckerdt, F., Nemet, G. F., Jensterle, M., & Luderer, G. (2022). Probabilistic feasibility space of scaling up green hydrogen supply. *Nature Energy*, 7(9), 854-865. <https://doi.org/10.1038/s41560-022-01097-4>
- Pfleiderer, P., Frölicher, T. L., Kropf, C. M., Lamboll, R. D., Lejeune, O., Capela Lourenço, T., Maussion, F., McCaughey, J. W., Quilcaille, Y., Rogelj, J., Sanderson, B., Schuster, L., Sillmann, J., Smith, C., Theokritoff, E., & Schleussner, C.-F. (2025). Reversal of the impact chain for actionable climate information. *Nature Geoscience*, 18(1), 10-19. <https://doi.org/10.1038/s41561-024-01597-w>
- Reisinger, A., Fuglestedt, J. S., Pirani, A., Geden, O., Jones, C. D., Maharaj, S., Poloczanska, E. S., Morelli, A., Johansen, T. G., Adler, C., Betts, R. A., & Seneviratne, S. I. (2025). Overshoot: A Conceptual Review of Exceeding and Returning to Global Warming of 1.5°C. *Annual Review of Environment and Resources*, 50, 185-217. <https://doi.org/doi.org/10.1146/annurev-environ-111523-102029>
- Rennert, K., Errickson, F., Prest, B. C., Rennels, L., Newell, R. G., Pizer, W., Kingdon, C., Wingenroth, J., Cooke, R., Parthum, B., Smith, D., Cromar, K., Diaz, D., Moore, F. C., Müller, U. K., Plevin, R. J., Raftery, A. E., Ševčíková, H., Sheets, H.,... Anthoff, D. (2022). Comprehensive evidence implies a higher social cost of CO2. *Nature*, 610(7933), 687-692. <https://doi.org/10.1038/s41586-022-05224-9>
- Riahi, K., Schaeffer, R., Arango, J., Calvin, K., Guivarch, C., Hasegawa, T., Jiang, K., Kriegler, E., Matthews, R., Peters, G., Rao, A., Robertson, S., Sebbit, A. M., Steinberger, J., Tavoni, M., & Vuuren, D. v. (2022). Chapter 3: Mitigation Pathways Compatible with Long-Term Goals. In J. Skea & et al (Eds.), *IPCC Working Group III contribution to the Sixth Assessment report. IPCC*.
- Riahi, K., van Vuuren, D. P., Kriegler, E., Edmonds, J., O'Neill, B. C., Fujimori, S., Bauer, N., Calvin, K., Dellink, R., Fricko, O., Lutz, W., Popp, A., Cuaresma, J. C., Ke, S., Leimbach, M., Jiang, L., Kram, T., Rao, S., Emmerling, J.,... Tavoni, M. (2017). The Shared Socioeconomic Pathways and their energy, land use, and greenhouse gas emissions implications: An overview [Article]. *Global Environmental Change*, 42, 153-168. <https://doi.org/10.1016/j.gloenvcha.2016.05.009>
- Ritchie, J., & Dowlatabadi, H. (2017). Why do climate change scenarios return to coal? *Energy*, 140, 1276-1291. <https://doi.org/https://doi.org/10.1016/j.energy.2017.08.083>
- Roelfsema, M., van Soest, H. L., Harmsen, M., van Vuuren, D. P., Bertram, C., den Elzen, M., Höhne, N., Jacobuta, G., Krey, V., Kriegler, E., Luderer, G., Riahi, K., Ueckerdt, F., Després, J., Drouet, L., Emmerling, J., Frank, S., Fricko, O., Gidden, M.,... Vishwanathan, S. S. (2020). Taking stock of national climate policies to evaluate implementation of the Paris Agreement [Article]. *Nature Communications*, 11(1), Article 2096. <https://doi.org/10.1038/s41467-020-15414-6>
- Rogelj, J., Fransen, T., den Elzen, M. G. J., Lamboll, R. D., Schumer, C., Kuramochi, T., Hans, F., Mooldijk, S., & Portugal-Pereira, J. (2023). Credibility gap in net-zero climate targets leaves world at high risk. *Science*, 380(6649), 1014-1016. <https://doi.org/doi:10.1126/science.adg6248>
- Rogner, H. H. (1997). An assessment of world hydrocarbon resources. *Annual Review of Environment and Resources*, 22.
- Rubiano Rivadeneira, N., & Carton, W. (2022). (In)justice in modelled climate futures: A review of integrated assessment modelling critiques through a justice lens. *Energy Research & Social Science*, 92, 102781. <https://doi.org/https://doi.org/10.1016/j.erss.2022.102781>
- Sanderson, B. M., Booth, B. B. B., Dunne, J., Eyring, V., Fisher, R. A., Friedlingstein, P., Gidden, M. J., Hajima, T., Jones, C. D., Jones, C., King, A., Koven, C. D., Lawrence, D. M., Lowe, J., Mengis, N., Peters, G. P., Rogelj, J., Smith, C., Snyder, A. C.,... Zachle, S. (2023). The need for carbon emissions-driven climate projections in CMIP7. *EGUsphere*, 2023, 1-51. <https://doi.org/10.5194/egusphere-2023-2127>

- Schlichenmaier, S., & Naegler, T. (2022). May material bottlenecks hamper the global energy transition towards the 1.5 °C target? *Energy Reports*, 8, 14875-14887. <https://doi.org/https://doi.org/10.1016/j.egy.2022.11.025>
- Séférian, R., Berthet, S., Yool, A., Palmiéri, J., Bopp, L., Tagliabue, A., Kwiatkowski, L., Aumont, O., Christian, J., Dunne, J., Gehlen, M., Ilyina, T., John, J. G., Li, H., Long, M. C., Luo, J. Y., Nakano, H., Romanou, A., Schwinger, J.,... Yamamoto, A. (2020). Tracking Improvement in Simulated Marine Biogeochemistry Between CMIP5 and CMIP6. *Current Climate Change Reports*, 6(3), 95-119. <https://doi.org/10.1007/s40641-020-00160-0>
- Skeie, R. B., Byrom, R., Hodnebrog, Ø., Jouan, C., & Myhre, G. (2024). Multi-model effective radiative forcing of the 2020 sulfur cap for shipping. *Atmos. Chem. Phys.*, 24(23), 13361-13370. <https://doi.org/10.5194/acp-24-13361-2024>
- Smith, C. (2025). *fair calibration data (1.5.0) [Data set]*. Zenodo. (<https://doi.org/https://doi.org/10.5281/zenodo.17392386>)
- Smith, C., Cummins, D. P., Fredriksen, H. B., Nicholls, Z., Meinshausen, M., Allen, M., Jenkins, S., Leach, N., Mathison, C., & Partanen, A. I. (2024). fair-calibrate v1.4.1: calibration, constraining, and validation of the FaIR simple climate model for reliable future climate projections. *Geosci. Model Dev.*, 17(23), 8569-8592. <https://doi.org/10.5194/gmd-17-8569-2024>
- Stehfest, E., Bouwman, L., van Vuuren, D. P., den Elzen, M. G. J., Eickhout, B., & Kabat, P. (2009). Climate benefits of changing diet. *CLIMATIC CHANGE*, 1-20. <http://www.scopus.com/inward/record.url?eid=2-s2.0-59649109459&partnerID=40>
- Tebaldi, C., Debeire, K., Eyring, V., Fischer, E., Fyfe, J., Friedlingstein, P., Knutti, R., Lowe, J., O'Neill, B., Sanderson, B., Van Vuuren, D., Riahi, K., Meinshausen, M., Nicholls, Z., Tokarska, K., Hurtt, G., Kriegler, E., Meehl, G., Moss, R.,... Ziehn, T. (2021). Climate model projections from the Scenario Model Intercomparison Project (ScenarioMIP) of CMIP6 [Article]. *Earth System Dynamics*, 12(1), 253-293. <https://doi.org/10.5194/esd-12-253-2021>
- Tebaldi, C., O'Neill, B., & Lamarque, J. F. (2015). Sensitivity of regional climate to global temperature and forcing. *Environ. Res. Lett.*, 10 074001.
- Tebaldi, C., Wehner, M., Leung, R., & Lawrence, D. (2023). Is land use producing robust signals in future projections from Earth system models, all else being equal? *Environmental Research Letters*, 18, 084009. <https://doi.org/10.1088/1748-9326/ace3da>
- van Soest, H. L., Aleluia Reis, L., Baptista, L. B., Bertram, C., Després, J., Drouet, L., den Elzen, M., Fragkos, P., Fricko, O., Fujimori, S., Grant, N., Harmsen, M., Iyer, G., Keramidas, K., Köberle, A. C., Kriegler, E., Malik, A., Mittal, S., Oshiro, K.,... van Vuuren, D. P. (2021). Global roll-out of comprehensive policy measures may aid in bridging emissions gap [Article]. *Nature Communications*, 12(1), Article 6419. <https://doi.org/10.1038/s41467-021-26595-z>
- van Vuuren, D. P., Kriegler, E., O'Neill, B. C., Ebi, K. L., Riahi, K., Carter, T. R., Edmonds, J., Hallegatte, S., Kram, T., Mathur, R., & Winkler, H. (2014). A new scenario framework for Climate Change Research: Scenario matrix architecture. *CLIMATIC CHANGE*, 122(3), 373-386. <https://doi.org/10.1007/s10584-013-0906-1>
- Visioni, D., Robock, A., Haywood, J., Henry, M., Tilmes, S., MacMartin, D. G., Kravitz, B., Doherty, S. J., Moore, J., Lennard, C., Watanabe, S., Muri, H., Niemeier, U., Boucher, O., Syed, A., Egbebiyi, T. S., Séférian, R., & Quaglia, I. (2024). G6-1.5K-SAI: a new Geoengineering Model Intercomparison Project (GeoMIP) experiment integrating recent advances in solar radiation modification studies. *Geosci. Model Dev.*, 17(7), 2583-2596. <https://doi.org/10.5194/gmd-17-2583-2024>

2030 [Westervelt, D. M., Mascioli, N. R., Fiore, A. M., Conley, A. J., Lamarque, J. F., Shindell, D. T., Faluvegi, G., Previdi, M., Correa, G., & Horowitz, L. W. \(2020\). Local and remote mean and extreme temperature response to regional aerosol emissions reductions. \*Atmos. Chem. Phys.\*, \*20\*\(5\), 3009-3027. <https://doi.org/10.5194/acp-20-3009-2020>](#)

2035 [Wilcox, L. J., Allen, R. J., Samset, B. H., Bollasina, M. A., Griffiths, P. T., Keeble, J., Lund, M. T., Makkonen, R., Merikanto, J., O'Donnell, D., Paynter, D. J., Persad, G. G., Rumbold, S. T., Takemura, T., Tsigaridis, K., Undorf, S., & Westervelt, D. M. \(2023\). The Regional Aerosol Model Intercomparison Project \(RAMIP\). \*Geosci. Model Dev.\*, \*16\*\(15\), 4451-4479. <https://doi.org/10.5194/gmd-16-4451-2023>](#)

2040 [Willett, W., Rockström, J., Loken, B., Springmann, M., Lang, T., Vermeulen, S., Garnett, T., Tilman, D., DeClerck, F., Wood, A., Jonell, M., Clark, M., Gordon, L. J., Fanzo, J., Hawkes, C., Zurayk, R., Rivera, J. A., De Vries, W., Majele Sibanda, L.,...Murray, C. J. L. \(2019\). Food in the Anthropocene: the EAT–Lancet Commission on healthy diets from sustainable food systems \[Review\]. \*The Lancet\*, \*393\*\(10170\), 447-492. \[https://doi.org/10.1016/S0140-6736\\(18\\)31788-4\]\(https://doi.org/10.1016/S0140-6736\(18\)31788-4\)](#)

2045 [Wilson, C., Grubler, A., Bento, N., Healey, S., De Stercke, S., & Zimm, C. \(2020\). Granular technologies to accelerate decarbonization. \*Science\*, \*368\*\(6486\), 36-39. <https://doi.org/doi:10.1126/science.aaz8060>](#)

[Zimm, C., Mintz-Woo, K., Brutschin, E., Hanger-Kopp, S., Hoffmann, R., Kikstra, J. S., Kuhn, M., Min, J., Muttarak, R., Pachauri, S., Patange, O., Riahi, K., & Schinko, T. \(2024\). Justice considerations in climate research. \*Nature Climate Change\*, \*14\*\(1\), 22-30. <https://doi.org/10.1038/s41558-023-01869-0>](#)

2050 **Appendix A: Acronyms**

- AerChemMIP Aerosol Chemistry Model Intercomparison Project
- AFOLU Agriculture, Forestry and Other Land Use
- BECCS Bioenergy with Carbon Capture and Storage
- CCS Carbon Capture and Storage
- 2055 CMIC Climate Model of Intermediate Complexity
- CMIP Coupled Model Intercomparison Project
- CDR Carbon Dioxide Removal
- DAC Direct Air Capture
- DACCS Direct Air Capture with Carbon Storage
- 2060 DECK Diagnostics, Evaluation and Characterization of Klima
- ESM Earth System Model
- EV Electric Vehicle
- GCM Global Circulation Model/Global Climate Model
- GHG Green-house gas
- 2065 GMST Global Mean Surface Temperature
- GSAT Global-mean Surface Air Temperature

Formatted: English (United States)

Formatted: Footer, Left, Indent: Left: 0", Line spacing: single

GWP100 Global Warming Potential over 100 years

H High scenario

2070 H-ext High extension

H-ext-OS High overshoot extension

IAM Integrated Assessment Model

IAMC Integrated Assessment Modeling Consortium

IEA International Energy Agency

input4mip CMIP activity tasked with the processing and availability of input data for ESM experiments under CMIP

2075 IPCC Intergovernmental Panel on Climate Change

L Low scenario

L-ext Low extension

LUMIP Land Use Model Intercomparison Project

M Medium scenario

2080 M-ext Medium extension

ML Medium-to-Low scenario

ML-ext Medium-to-Low extension

MIP Model Intercomparison Project

MOS Medium scenario with Overshoot

2085 NDC Nationally Determined Contributions

OS Overshoot

RAMIP Regional Aerosol Model intercomparison Project

RCP Representative Concentration Pathway

SCM Simple Climate Model

2090 SDG Sustainable Development Goal

SLCF Short-Lived Climate Forcer

SSC Scientific Steering Committee

SSP Shared Socio-economic Pathways

TCRE Transient Climate Response to cumulative Emissions

2095 VIA Vulnerability, Impacts and Adaptation

VIACCs Vulnerability, Impacts, Adaptation and Climate Services

VLLOVL Very Low with Limited Overshoot emission scenario

VLLOVL-ext Very Low with Limited Overshoot emission scenario extension

**Formatted:** English (United States)

**Formatted:** English (United States)

**Formatted:** English (United States)

**Formatted:** English (United States)

**Formatted:** English (United States)

**Formatted:** English (United States)

**Formatted:** English (United States)

**Formatted:** English (United States)

**Formatted:** English (United States)

**Formatted:** Footer, Left, Indent: Left: 0", Line spacing: single

VLHO Very Low after a High Overshoot to negative emission scenario

VLHOLN-ext Very Low after a High Overshoot to negative emission scenario extension

WGI/II/III Working Group I/II/III:

Figure and Table captions

Figure 1: Draft scenarios for CMIP7 ScenarioMIP, showing (a) GHG emissions pathways as a function of time for each of the proposed scenarios (based on GWP-100) and (b) the expected global average temperature outcomes using the probabilistic FaIR ensemble used in IPCC AR6 (IPCC, 2021). Shaded regions for temperature outcomes show the 33-66 percentile range of the distribution while uncertainty bounds for emissions show +/- 8 GtCO2 around the median.

Scenarios are (H) High, (HL) High-to-Low, (M) Medium, (ML) Medium-to-Low, (L) Low, (LN) Low-to-Negative and (VL) Very-Low. The final emission trajectories will depend on IAM model runs and might differ from the illustrations provided here. The final temperature outcomes will be known only at completion of Earth system models' runs, and will, for this phase of ScenarioMIP, include also the effects of carbon cycle feedbacks. Textured regions are drawn for the 2100-2150 period (AD), over which output is requested from Earth System Models, but emissions and forcings will be defined in the extension protocol.

Figure 2: Preliminary extensions for ScenarioMIP in CMIP7. Top row shows CO2 emissions and cumulative emissions. Second row shows GHG emissions (calculated using GWP100) and total radiative forcing. Bottom row shows atmospheric CO2 concentrations and projected temperature outcomes. Simulations are conducted with the AR6 calibrated ensemble of the FaIR simple climate model, where solid lines show the 50th percentile outcome, while shaded regions show the 5-95 percentile range.

Table 1: Scenarios, proposed naming, and their priority. These priorities are meant to be for models participating in emission-driven mode. We also request that these groups run, with high priority, the Medium scenario in concentration driven mode for comparison of the effects of the active carbon cycle on the outcomes. Two more scenarios in concentration driven mode for these models have lower priorities. All the scenarios listed here will be provided as concentrations for models that want to run ScenarioMIP in concentration mode, and for which the high priority will include all 6 scenarios.

Table 2: Input data for ESMS and IAV community (illustrative list).

Table 3: Main characteristics of the scenario extensions.

Table 4: Results of a survey among ESMS participating in CMIP7 on their capabilities of BECCS representation.

Table 5: the role of IAMs and ESMS in representing individual processes associated with BECCS.

Formatted: English (United States)
Formatted: English (United States)
Formatted: English (United States)

Formatted: English (United States)
Formatted: Font: Italic, English (United States)
Formatted: English (United States)
Formatted: Font: Italic, English (United States)
Formatted: English (United States)
Formatted: Font: Italic, English (United States)
Formatted: English (United States)
Formatted: Font: Italic, English (United States)
Formatted: English (United States)
Formatted: Font: Italic, English (United States)
Formatted: English (United States)
Formatted: Font: Italic, English (United States)
Formatted: English (United States)

Formatted: Footer, Left, Indent: Left: 0", Line spacing: single

Table 6: CDR data passed from IAMs to ESMs annually as part of ScenarioMIP in CMIP7, along with intended ESM usage of these data.

**Formatted:** Right: 0", Space After: 0 pt, Line spacing: 1.5 lines

**Formatted:** Footer, Left, Indent: Left: 0", Line spacing: single

<b>Page 1: [1] Formatted</b>	<b>Vuuren, van Detlef</b>	<b>12/15/2025 12:22:00 AM</b>
Footer, Left, Indent: Left: 0", Line spacing: single		
<b>Page 12: [2] Formatted</b>	<b>Vuuren, van Detlef</b>	<b>12/15/2025 12:22:00 AM</b>
Font: +Body (Times New Roman), English (United States)		
<b>Page 12: [3] Formatted</b>	<b>Vuuren, van Detlef</b>	<b>12/15/2025 12:22:00 AM</b>
Font: +Body (Times New Roman), English (United States)		
<b>Page 12: [4] Formatted</b>	<b>Vuuren, van Detlef</b>	<b>12/15/2025 12:22:00 AM</b>
Font: +Body (Times New Roman), English (United States)		
<b>Page 12: [5] Formatted</b>	<b>Vuuren, van Detlef</b>	<b>12/15/2025 12:22:00 AM</b>
Font: +Body (Times New Roman), English (United States)		
<b>Page 12: [6] Formatted</b>	<b>Vuuren, van Detlef</b>	<b>12/15/2025 12:22:00 AM</b>
Font: +Body (Times New Roman), English (United States)		
<b>Page 12: [7] Formatted</b>	<b>Vuuren, van Detlef</b>	<b>12/15/2025 12:22:00 AM</b>
Font: +Body (Times New Roman), English (United States)		
<b>Page 12: [8] Formatted</b>	<b>Vuuren, van Detlef</b>	<b>12/15/2025 12:22:00 AM</b>
Font: +Body (Times New Roman), English (United States)		
<b>Page 12: [9] Formatted</b>	<b>Vuuren, van Detlef</b>	<b>12/15/2025 12:22:00 AM</b>
Font: +Body (Times New Roman), English (United States)		
<b>Page 12: [10] Formatted</b>	<b>Vuuren, van Detlef</b>	<b>12/15/2025 12:22:00 AM</b>
Font: +Body (Times New Roman), English (United States)		
<b>Page 12: [11] Formatted</b>	<b>Vuuren, van Detlef</b>	<b>12/15/2025 12:22:00 AM</b>
Font: +Body (Times New Roman), English (United States)		
<b>Page 12: [12] Formatted</b>	<b>Vuuren, van Detlef</b>	<b>12/15/2025 12:22:00 AM</b>
Font: +Body (Times New Roman), English (United States)		
<b>Page 12: [13] Formatted</b>	<b>Vuuren, van Detlef</b>	<b>12/15/2025 12:22:00 AM</b>
Font: +Body (Times New Roman), English (United States)		
<b>Page 12: [14] Formatted</b>	<b>Vuuren, van Detlef</b>	<b>12/15/2025 12:22:00 AM</b>
Font: +Body (Times New Roman), English (United States)		
<b>Page 12: [15] Formatted</b>	<b>Vuuren, van Detlef</b>	<b>12/15/2025 12:22:00 AM</b>

Font: +Body (Times New Roman), English (United States)

<b>Page 12: [16] Formatted</b>	<b>Vuuren, van Detlef</b>	<b>12/15/2025 12:22:00 AM</b>
--------------------------------	---------------------------	-------------------------------

Font: +Body (Times New Roman), English (United States)

<b>Page 12: [17] Formatted</b>	<b>Vuuren, van Detlef</b>	<b>12/15/2025 12:22:00 AM</b>
--------------------------------	---------------------------	-------------------------------

Font: +Body (Times New Roman), English (United States)

<b>Page 12: [18] Formatted</b>	<b>Vuuren, van Detlef</b>	<b>12/15/2025 12:22:00 AM</b>
--------------------------------	---------------------------	-------------------------------

Font: +Body (Times New Roman), English (United States)

<b>Page 12: [19] Formatted</b>	<b>Vuuren, van Detlef</b>	<b>12/15/2025 12:22:00 AM</b>
--------------------------------	---------------------------	-------------------------------

Font: +Body (Times New Roman), English (United States)

<b>Page 12: [20] Formatted</b>	<b>Vuuren, van Detlef</b>	<b>12/15/2025 12:22:00 AM</b>
--------------------------------	---------------------------	-------------------------------

Font: +Body (Times New Roman), English (United States)

<b>Page 12: [21] Formatted</b>	<b>Vuuren, van Detlef</b>	<b>12/15/2025 12:22:00 AM</b>
--------------------------------	---------------------------	-------------------------------

Font: +Body (Times New Roman), English (United States)

<b>Page 12: [22] Formatted</b>	<b>Vuuren, van Detlef</b>	<b>12/15/2025 12:22:00 AM</b>
--------------------------------	---------------------------	-------------------------------

Font: +Body (Times New Roman), English (United States)

<b>Page 12: [23] Formatted</b>	<b>Vuuren, van Detlef</b>	<b>12/15/2025 12:22:00 AM</b>
--------------------------------	---------------------------	-------------------------------

Font: +Body (Times New Roman), English (United States)

<b>Page 12: [24] Formatted</b>	<b>Vuuren, van Detlef</b>	<b>12/15/2025 12:22:00 AM</b>
--------------------------------	---------------------------	-------------------------------

Font: +Body (Times New Roman), English (United States)

<b>Page 12: [25] Formatted</b>	<b>Vuuren, van Detlef</b>	<b>12/15/2025 12:22:00 AM</b>
--------------------------------	---------------------------	-------------------------------

Font: +Body (Times New Roman), English (United States)

<b>Page 12: [26] Formatted</b>	<b>Vuuren, van Detlef</b>	<b>12/15/2025 12:22:00 AM</b>
--------------------------------	---------------------------	-------------------------------

Font: +Body (Times New Roman), English (United States)

<b>Page 12: [27] Formatted</b>	<b>Vuuren, van Detlef</b>	<b>12/15/2025 12:22:00 AM</b>
--------------------------------	---------------------------	-------------------------------

Font: +Body (Times New Roman), English (United States)

<b>Page 12: [28] Formatted</b>	<b>Vuuren, van Detlef</b>	<b>12/15/2025 12:22:00 AM</b>
--------------------------------	---------------------------	-------------------------------

Font: +Body (Times New Roman), English (United States)

<b>Page 12: [29] Formatted</b>	<b>Vuuren, van Detlef</b>	<b>12/15/2025 12:22:00 AM</b>
--------------------------------	---------------------------	-------------------------------

Font: +Body (Times New Roman), English (United States)

<b>Page 12: [30] Formatted</b>	<b>Vuuren, van Detlef</b>	<b>12/15/2025 12:22:00 AM</b>
Font: +Body (Times New Roman), English (United States)		
<b>Page 1: [31] Formatted</b>	<b>Vuuren, van Detlef</b>	<b>12/15/2025 12:22:00 AM</b>
Footer, Left, Indent: Left: 0", Line spacing: single		
<b>Page 15: [32] Formatted</b>	<b>Vuuren, van Detlef</b>	<b>12/15/2025 12:22:00 AM</b>
Font: 10 pt, Not Bold, Font color: Auto, English (United States)		
<b>Page 15: [33] Formatted</b>	<b>Vuuren, van Detlef</b>	<b>12/15/2025 12:22:00 AM</b>
Font: 10 pt, Not Bold, Font color: Auto, English (United States)		
<b>Page 15: [34] Formatted</b>	<b>Vuuren, van Detlef</b>	<b>12/15/2025 12:22:00 AM</b>
Font: 10 pt, Not Bold, Font color: Auto, English (United States)		
<b>Page 15: [35] Formatted</b>	<b>Vuuren, van Detlef</b>	<b>12/15/2025 12:22:00 AM</b>
Font: 10 pt, Not Bold, Font color: Auto, English (United States)		
<b>Page 15: [36] Formatted</b>	<b>Vuuren, van Detlef</b>	<b>12/15/2025 12:22:00 AM</b>
Font: Times New Roman, 10 pt, English (United States)		
<b>Page 15: [37] Formatted</b>	<b>Vuuren, van Detlef</b>	<b>12/15/2025 12:22:00 AM</b>
Font: 10 pt, Not Bold, Font color: Auto, English (United States)		
<b>Page 15: [38] Formatted</b>	<b>Vuuren, van Detlef</b>	<b>12/15/2025 12:22:00 AM</b>
Font: 10 pt, Not Bold, Font color: Auto, English (United States)		
<b>Page 15: [39] Formatted</b>	<b>Vuuren, van Detlef</b>	<b>12/15/2025 12:22:00 AM</b>
Font: 10 pt, Not Bold, Font color: Auto, English (United States)		
<b>Page 15: [40] Formatted</b>	<b>Vuuren, van Detlef</b>	<b>12/15/2025 12:22:00 AM</b>
Font: 10 pt, Not Bold, Font color: Auto, English (United States)		
<b>Page 15: [41] Formatted</b>	<b>Vuuren, van Detlef</b>	<b>12/15/2025 12:22:00 AM</b>
Font: 10 pt, Not Bold, Italic, Font color: Auto, English (United States)		
<b>Page 15: [42] Formatted</b>	<b>Vuuren, van Detlef</b>	<b>12/15/2025 12:22:00 AM</b>
Font: 10 pt, Not Bold, Italic, Font color: Auto, English (United States)		
<b>Page 15: [43] Formatted</b>	<b>Vuuren, van Detlef</b>	<b>12/15/2025 12:22:00 AM</b>
Font: 10 pt, Not Bold, Font color: Auto, English (United States)		
<b>Page 15: [44] Formatted</b>	<b>Vuuren, van Detlef</b>	<b>12/15/2025 12:22:00 AM</b>

Font: 10 pt, Not Bold, Font color: Auto, English (United States)

**Page 15: [45] Formatted** **Vuuren, van Detlef** **12/15/2025 12:22:00 AM**

Font: 9 pt, Font color: Auto, English (United States)

**Page 15: [46] Formatted** **Vuuren, van Detlef** **12/15/2025 12:22:00 AM**

Font: 9 pt, Font color: Auto, English (United States)

**Page 15: [47] Formatted** **Vuuren, van Detlef** **12/15/2025 12:22:00 AM**

Font: 9 pt, Font color: Auto, English (United States)

**Page 15: [48] Formatted** **Vuuren, van Detlef** **12/15/2025 12:22:00 AM**

Font: 9 pt, Font color: Auto, English (United States)

**Page 15: [49] Formatted** **Vuuren, van Detlef** **12/15/2025 12:22:00 AM**

Font: 9 pt, Font color: Auto, English (United States)

**Page 15: [50] Formatted** **Vuuren, van Detlef** **12/15/2025 12:22:00 AM**

Font: 9 pt, Font color: Auto, English (United States)

**Page 15: [51] Formatted** **Vuuren, van Detlef** **12/15/2025 12:22:00 AM**

Space After: 0 pt, Line spacing: 1.5 lines, Tab stops: Not at 0.43"

**Page 1: [52] Formatted** **Vuuren, van Detlef** **12/15/2025 12:22:00 AM**

Footer, Left, Indent: Left: 0", Line spacing: single

**Page 16: [53] Formatted** **Vuuren, van Detlef** **12/15/2025 12:22:00 AM**

English (United States)

**Page 16: [54] Formatted** **Vuuren, van Detlef** **12/15/2025 12:22:00 AM**

Font: 10 pt, Not Bold, English (United States)

**Page 16: [54] Formatted** **Vuuren, van Detlef** **12/15/2025 12:22:00 AM**

Font: 10 pt, Not Bold, English (United States)

**Page 16: [54] Formatted** **Vuuren, van Detlef** **12/15/2025 12:22:00 AM**

Font: 10 pt, Not Bold, English (United States)

**Page 16: [54] Formatted** **Vuuren, van Detlef** **12/15/2025 12:22:00 AM**

Font: 10 pt, Not Bold, English (United States)

**Page 16: [54] Formatted** **Vuuren, van Detlef** **12/15/2025 12:22:00 AM**

Font: 10 pt, Not Bold, English (United States)

<b>Page 16: [55] Formatted</b>	<b>Vuuren, van Detlef</b>	<b>12/15/2025 12:22:00 AM</b>
--------------------------------	---------------------------	-------------------------------

Font: 9 pt, English (United States)

<b>Page 16: [56] Formatted</b>	<b>Vuuren, van Detlef</b>	<b>12/15/2025 12:22:00 AM</b>
--------------------------------	---------------------------	-------------------------------

Caption, Right: 0", Space After: 0 pt, Line spacing: single

<b>Page 16: [57] Formatted</b>	<b>Vuuren, van Detlef</b>	<b>12/15/2025 12:22:00 AM</b>
--------------------------------	---------------------------	-------------------------------

Font: 9 pt, English (United States)

<b>Page 16: [57] Formatted</b>	<b>Vuuren, van Detlef</b>	<b>12/15/2025 12:22:00 AM</b>
--------------------------------	---------------------------	-------------------------------

Font: 9 pt, English (United States)

<b>Page 16: [57] Formatted</b>	<b>Vuuren, van Detlef</b>	<b>12/15/2025 12:22:00 AM</b>
--------------------------------	---------------------------	-------------------------------

Font: 9 pt, English (United States)

<b>Page 16: [58] Formatted</b>	<b>Vuuren, van Detlef</b>	<b>12/15/2025 12:22:00 AM</b>
--------------------------------	---------------------------	-------------------------------

Font: 8 pt

<b>Page 16: [59] Formatted</b>	<b>Vuuren, van Detlef</b>	<b>12/15/2025 12:22:00 AM</b>
--------------------------------	---------------------------	-------------------------------

Left

<b>Page 16: [60] Formatted Table</b>	<b>Vuuren, van Detlef</b>	<b>12/15/2025 12:22:00 AM</b>
--------------------------------------	---------------------------	-------------------------------

Formatted Table

<b>Page 16: [61] Formatted</b>	<b>Vuuren, van Detlef</b>	<b>12/15/2025 12:22:00 AM</b>
--------------------------------	---------------------------	-------------------------------

Font: 8 pt

<b>Page 16: [62] Formatted</b>	<b>Vuuren, van Detlef</b>	<b>12/15/2025 12:22:00 AM</b>
--------------------------------	---------------------------	-------------------------------

Font: 8 pt

<b>Page 16: [63] Formatted</b>	<b>Vuuren, van Detlef</b>	<b>12/15/2025 12:22:00 AM</b>
--------------------------------	---------------------------	-------------------------------

Left

<b>Page 16: [64] Formatted</b>	<b>Vuuren, van Detlef</b>	<b>12/15/2025 12:22:00 AM</b>
--------------------------------	---------------------------	-------------------------------

Font: 8 pt

<b>Page 16: [65] Formatted</b>	<b>Vuuren, van Detlef</b>	<b>12/15/2025 12:22:00 AM</b>
--------------------------------	---------------------------	-------------------------------

Font: 8 pt, English (United States)

<b>Page 16: [66] Formatted</b>	<b>Vuuren, van Detlef</b>	<b>12/15/2025 12:22:00 AM</b>
--------------------------------	---------------------------	-------------------------------

Font: 8 pt

<b>Page 16: [67] Formatted</b>	<b>Vuuren, van Detlef</b>	<b>12/15/2025 12:22:00 AM</b>
--------------------------------	---------------------------	-------------------------------

Font: 8 pt

<b>Page 16: [68] Formatted</b>	<b>Vuuren, van Detlef</b>	<b>12/15/2025 12:22:00 AM</b>
--------------------------------	---------------------------	-------------------------------

Left

<b>Page 16: [69] Formatted</b>	<b>Vuuren, van Detlef</b>	<b>12/15/2025 12:22:00 AM</b>
--------------------------------	---------------------------	-------------------------------

Font: 8 pt

<b>Page 16: [70] Formatted</b>	<b>Vuuren, van Detlef</b>	<b>12/15/2025 12:22:00 AM</b>
--------------------------------	---------------------------	-------------------------------

Font: 8 pt

<b>Page 16: [71] Formatted</b>	<b>Vuuren, van Detlef</b>	<b>12/15/2025 12:22:00 AM</b>
--------------------------------	---------------------------	-------------------------------

Font: 8 pt

<b>Page 16: [72] Formatted</b>	<b>Vuuren, van Detlef</b>	<b>12/15/2025 12:22:00 AM</b>
--------------------------------	---------------------------	-------------------------------

Left

<b>Page 16: [73] Formatted</b>	<b>Vuuren, van Detlef</b>	<b>12/15/2025 12:22:00 AM</b>
--------------------------------	---------------------------	-------------------------------

Font: 8 pt

<b>Page 16: [74] Formatted</b>	<b>Vuuren, van Detlef</b>	<b>12/15/2025 12:22:00 AM</b>
--------------------------------	---------------------------	-------------------------------

Left

<b>Page 16: [75] Formatted</b>	<b>Vuuren, van Detlef</b>	<b>12/15/2025 12:22:00 AM</b>
--------------------------------	---------------------------	-------------------------------

Font: 8 pt

<b>Page 16: [76] Formatted</b>	<b>Vuuren, van Detlef</b>	<b>12/15/2025 12:22:00 AM</b>
--------------------------------	---------------------------	-------------------------------

Font: 8 pt

<b>Page 16: [77] Formatted</b>	<b>Vuuren, van Detlef</b>	<b>12/15/2025 12:22:00 AM</b>
--------------------------------	---------------------------	-------------------------------

Font: 8 pt

<b>Page 16: [78] Formatted</b>	<b>Vuuren, van Detlef</b>	<b>12/15/2025 12:22:00 AM</b>
--------------------------------	---------------------------	-------------------------------

Font: 8 pt

<b>Page 16: [79] Formatted</b>	<b>Vuuren, van Detlef</b>	<b>12/15/2025 12:22:00 AM</b>
--------------------------------	---------------------------	-------------------------------

Left

<b>Page 16: [80] Formatted</b>	<b>Vuuren, van Detlef</b>	<b>12/15/2025 12:22:00 AM</b>
--------------------------------	---------------------------	-------------------------------

Font: 8 pt

<b>Page 16: [81] Formatted</b>	<b>Vuuren, van Detlef</b>	<b>12/15/2025 12:22:00 AM</b>
--------------------------------	---------------------------	-------------------------------

Font: 8 pt

<b>Page 16: [82] Formatted</b>	<b>Vuuren, van Detlef</b>	<b>12/15/2025 12:22:00 AM</b>
--------------------------------	---------------------------	-------------------------------

Font: 8 pt

<b>Page 16: [83] Formatted</b>	<b>Vuuren, van Detlef</b>	<b>12/15/2025 12:22:00 AM</b>
--------------------------------	---------------------------	-------------------------------

Left

<b>Page 16: [84] Formatted</b>	<b>Vuuren, van Detlef</b>	<b>12/15/2025 12:22:00 AM</b>
--------------------------------	---------------------------	-------------------------------

Font: 8 pt

<b>Page 16: [85] Formatted</b>	<b>Vuuren, van Detlef</b>	<b>12/15/2025 12:22:00 AM</b>
--------------------------------	---------------------------	-------------------------------

Font: 8 pt

<b>Page 16: [86] Formatted</b>	<b>Vuuren, van Detlef</b>	<b>12/15/2025 12:22:00 AM</b>
--------------------------------	---------------------------	-------------------------------

Font: 8 pt, English (United States)

<b>Page 16: [86] Formatted</b>	<b>Vuuren, van Detlef</b>	<b>12/15/2025 12:22:00 AM</b>
--------------------------------	---------------------------	-------------------------------

Font: 8 pt, English (United States)

<b>Page 16: [87] Formatted</b>	<b>Vuuren, van Detlef</b>	<b>12/15/2025 12:22:00 AM</b>
--------------------------------	---------------------------	-------------------------------

Font: 8 pt

<b>Page 16: [88] Formatted</b>	<b>Vuuren, van Detlef</b>	<b>12/15/2025 12:22:00 AM</b>
--------------------------------	---------------------------	-------------------------------

Left

<b>Page 16: [89] Formatted</b>	<b>Vuuren, van Detlef</b>	<b>12/15/2025 12:22:00 AM</b>
--------------------------------	---------------------------	-------------------------------

Font: 8 pt

<b>Page 16: [90] Formatted</b>	<b>Vuuren, van Detlef</b>	<b>12/15/2025 12:22:00 AM</b>
--------------------------------	---------------------------	-------------------------------

Font: 8 pt

<b>Page 16: [91] Formatted</b>	<b>Vuuren, van Detlef</b>	<b>12/15/2025 12:22:00 AM</b>
--------------------------------	---------------------------	-------------------------------

Font: 8 pt

<b>Page 16: [92] Formatted</b>	<b>Vuuren, van Detlef</b>	<b>12/15/2025 12:22:00 AM</b>
--------------------------------	---------------------------	-------------------------------

Font: 8 pt

<b>Page 16: [93] Formatted</b>	<b>Vuuren, van Detlef</b>	<b>12/15/2025 12:22:00 AM</b>
--------------------------------	---------------------------	-------------------------------

Left

<b>Page 16: [94] Formatted</b>	<b>Vuuren, van Detlef</b>	<b>12/15/2025 12:22:00 AM</b>
--------------------------------	---------------------------	-------------------------------

Font: 8 pt

<b>Page 16: [95] Formatted</b>	<b>Vuuren, van Detlef</b>	<b>12/15/2025 12:22:00 AM</b>
--------------------------------	---------------------------	-------------------------------

Font: 8 pt

<b>Page 16: [95] Formatted</b>	<b>Vuuren, van Detlef</b>	<b>12/15/2025 12:22:00 AM</b>
--------------------------------	---------------------------	-------------------------------

Font: 8 pt

<b>Page 16: [96] Formatted</b>	<b>Vuuren, van Detlef</b>	<b>12/15/2025 12:22:00 AM</b>
--------------------------------	---------------------------	-------------------------------

Font: 8 pt

<b>Page 16: [97] Formatted</b>	<b>Vuuren, van Detlef</b>	<b>12/15/2025 12:22:00 AM</b>
--------------------------------	---------------------------	-------------------------------

Font: 8 pt

<b>Page 16: [98] Formatted</b>	<b>Vuuren, van Detlef</b>	<b>12/15/2025 12:22:00 AM</b>
--------------------------------	---------------------------	-------------------------------

Font: 8 pt

<b>Page 16: [99] Formatted</b>	<b>Vuuren, van Detlef</b>	<b>12/15/2025 12:22:00 AM</b>
--------------------------------	---------------------------	-------------------------------

Left

<b>Page 16: [100] Formatted</b>	<b>Vuuren, van Detlef</b>	<b>12/15/2025 12:22:00 AM</b>
---------------------------------	---------------------------	-------------------------------

Font: 8 pt

<b>Page 16: [101] Formatted</b>	<b>Vuuren, van Detlef</b>	<b>12/15/2025 12:22:00 AM</b>
---------------------------------	---------------------------	-------------------------------

Font: 8 pt

<b>Page 16: [102] Formatted</b>	<b>Vuuren, van Detlef</b>	<b>12/15/2025 12:22:00 AM</b>
---------------------------------	---------------------------	-------------------------------

Font: 8 pt

<b>Page 16: [103] Formatted</b>	<b>Vuuren, van Detlef</b>	<b>12/15/2025 12:22:00 AM</b>
---------------------------------	---------------------------	-------------------------------

Left

<b>Page 16: [104] Formatted</b>	<b>Vuuren, van Detlef</b>	<b>12/15/2025 12:22:00 AM</b>
---------------------------------	---------------------------	-------------------------------

Font: 8 pt

<b>Page 16: [105] Formatted</b>	<b>Vuuren, van Detlef</b>	<b>12/15/2025 12:22:00 AM</b>
---------------------------------	---------------------------	-------------------------------

Font: 8 pt

<b>Page 16: [106] Formatted</b>	<b>Vuuren, van Detlef</b>	<b>12/15/2025 12:22:00 AM</b>
---------------------------------	---------------------------	-------------------------------

Font: 8 pt

<b>Page 16: [107] Formatted</b>	<b>Vuuren, van Detlef</b>	<b>12/15/2025 12:22:00 AM</b>
---------------------------------	---------------------------	-------------------------------

Left

<b>Page 16: [108] Formatted</b>	<b>Vuuren, van Detlef</b>	<b>12/15/2025 12:22:00 AM</b>
---------------------------------	---------------------------	-------------------------------

Font: 8 pt

<b>Page 1: [109] Formatted</b>	<b>Vuuren, van Detlef</b>	<b>12/15/2025 12:22:00 AM</b>
Footer, Left, Indent: Left: 0", Line spacing: single		
<b>Page 21: [110] Formatted</b>	<b>Vuuren, van Detlef</b>	<b>12/15/2025 12:22:00 AM</b>
Space After: 0 pt, Line spacing: 1.5 lines		
<b>Page 21: [111] Formatted</b>	<b>Vuuren, van Detlef</b>	<b>12/15/2025 12:22:00 AM</b>
Font: Not Italic, English (United States)		
<b>Page 21: [111] Formatted</b>	<b>Vuuren, van Detlef</b>	<b>12/15/2025 12:22:00 AM</b>
Font: Not Italic, English (United States)		
<b>Page 21: [112] Formatted</b>	<b>Vuuren, van Detlef</b>	<b>12/15/2025 12:22:00 AM</b>
English (United States)		
<b>Page 21: [113] Formatted</b>	<b>Vuuren, van Detlef</b>	<b>12/15/2025 12:22:00 AM</b>
Right: 0", Space After: 0 pt, Line spacing: 1.5 lines		
<b>Page 21: [114] Formatted</b>	<b>Vuuren, van Detlef</b>	<b>12/15/2025 12:22:00 AM</b>
Font: 9 pt, English (United States)		
<b>Page 21: [115] Formatted</b>	<b>Vuuren, van Detlef</b>	<b>12/15/2025 12:22:00 AM</b>
Caption, Right: 0", Space After: 0 pt, Line spacing: single		
<b>Page 21: [116] Formatted</b>	<b>Vuuren, van Detlef</b>	<b>12/15/2025 12:22:00 AM</b>
Font: 9 pt, English (United States)		
<b>Page 21: [116] Formatted</b>	<b>Vuuren, van Detlef</b>	<b>12/15/2025 12:22:00 AM</b>
Font: 9 pt, English (United States)		
<b>Page 21: [117] Formatted</b>	<b>Vuuren, van Detlef</b>	<b>12/15/2025 12:22:00 AM</b>
Left		
<b>Page 21: [118] Formatted Table</b>	<b>Vuuren, van Detlef</b>	<b>12/15/2025 12:22:00 AM</b>
Formatted Table		
<b>Page 21: [119] Formatted</b>	<b>Vuuren, van Detlef</b>	<b>12/15/2025 12:22:00 AM</b>
Font: +Body (Times New Roman), 10 pt		
<b>Page 21: [120] Formatted</b>	<b>Vuuren, van Detlef</b>	<b>12/15/2025 12:22:00 AM</b>
Font: +Body (Times New Roman), 10 pt		
<b>Page 21: [120] Formatted</b>	<b>Vuuren, van Detlef</b>	<b>12/15/2025 12:22:00 AM</b>

Font: +Body (Times New Roman), 10 pt

<b>Page 21: [121] Formatted</b>	<b>Vuuren, van Detlef</b>	<b>12/15/2025 12:22:00 AM</b>
---------------------------------	---------------------------	-------------------------------

Font: +Body (Times New Roman), 10 pt

<b>Page 21: [122] Formatted</b>	<b>Vuuren, van Detlef</b>	<b>12/15/2025 12:22:00 AM</b>
---------------------------------	---------------------------	-------------------------------

Font: +Body (Times New Roman), 10 pt

<b>Page 21: [123] Formatted</b>	<b>Vuuren, van Detlef</b>	<b>12/15/2025 12:22:00 AM</b>
---------------------------------	---------------------------	-------------------------------

Left

<b>Page 21: [124] Formatted</b>	<b>Vuuren, van Detlef</b>	<b>12/15/2025 12:22:00 AM</b>
---------------------------------	---------------------------	-------------------------------

Font: +Body (Times New Roman), 10 pt

<b>Page 21: [125] Formatted</b>	<b>Vuuren, van Detlef</b>	<b>12/15/2025 12:22:00 AM</b>
---------------------------------	---------------------------	-------------------------------

Font: +Body (Times New Roman), 10 pt, English (United States)

<b>Page 21: [126] Formatted</b>	<b>Vuuren, van Detlef</b>	<b>12/15/2025 12:22:00 AM</b>
---------------------------------	---------------------------	-------------------------------

List Paragraph, Indent: Left: -0.03", Space After: 0 pt, Bulleted + Level: 1 + Aligned at: 0.25" + Indent at: 0.5"

<b>Page 21: [127] Formatted</b>	<b>Vuuren, van Detlef</b>	<b>12/15/2025 12:22:00 AM</b>
---------------------------------	---------------------------	-------------------------------

Font: +Body (Times New Roman), 10 pt, English (United States)

<b>Page 21: [127] Formatted</b>	<b>Vuuren, van Detlef</b>	<b>12/15/2025 12:22:00 AM</b>
---------------------------------	---------------------------	-------------------------------

Font: +Body (Times New Roman), 10 pt, English (United States)

<b>Page 21: [128] Formatted</b>	<b>Vuuren, van Detlef</b>	<b>12/15/2025 12:22:00 AM</b>
---------------------------------	---------------------------	-------------------------------

Font: +Body (Times New Roman), 10 pt, English (United States)

<b>Page 21: [128] Formatted</b>	<b>Vuuren, van Detlef</b>	<b>12/15/2025 12:22:00 AM</b>
---------------------------------	---------------------------	-------------------------------

Font: +Body (Times New Roman), 10 pt, English (United States)

<b>Page 21: [128] Formatted</b>	<b>Vuuren, van Detlef</b>	<b>12/15/2025 12:22:00 AM</b>
---------------------------------	---------------------------	-------------------------------

Font: +Body (Times New Roman), 10 pt, English (United States)

<b>Page 21: [129] Formatted</b>	<b>Vuuren, van Detlef</b>	<b>12/15/2025 12:22:00 AM</b>
---------------------------------	---------------------------	-------------------------------

Font: +Body (Times New Roman), 10 pt, English (United States)

<b>Page 21: [130] Formatted</b>	<b>Vuuren, van Detlef</b>	<b>12/15/2025 12:22:00 AM</b>
---------------------------------	---------------------------	-------------------------------

List Paragraph, Indent: Left: -0.03", Bulleted + Level: 1 + Aligned at: 0.25" + Indent at: 0.5"

<b>Page 21: [131] Formatted</b>	<b>Vuuren, van Detlef</b>	<b>12/15/2025 12:22:00 AM</b>
---------------------------------	---------------------------	-------------------------------

Font: +Body (Times New Roman), 10 pt, English (United States)

<b>Page 21: [132] Formatted</b>	<b>Vuuren, van Detlef</b>	<b>12/15/2025 12:22:00 AM</b>
Font: +Body (Times New Roman), 10 pt		
<b>Page 21: [133] Formatted</b>	<b>Vuuren, van Detlef</b>	<b>12/15/2025 12:22:00 AM</b>
List Paragraph, Indent: Left: 0.22"		
<b>Page 21: [134] Formatted</b>	<b>Vuuren, van Detlef</b>	<b>12/15/2025 12:22:00 AM</b>
Font: +Body (Times New Roman), 10 pt		
<b>Page 21: [135] Formatted</b>	<b>Vuuren, van Detlef</b>	<b>12/15/2025 12:22:00 AM</b>
List Paragraph, Indent: Left: -0.06", Space After: 0 pt, Bulleted + Level: 1 + Aligned at: 0.25" + Indent at: 0.5"		
<b>Page 21: [136] Formatted</b>	<b>Vuuren, van Detlef</b>	<b>12/15/2025 12:22:00 AM</b>
Font: +Body (Times New Roman), 10 pt		
<b>Page 21: [137] Formatted</b>	<b>Vuuren, van Detlef</b>	<b>12/15/2025 12:22:00 AM</b>
Font: +Body (Times New Roman), 10 pt		
<b>Page 21: [138] Formatted</b>	<b>Vuuren, van Detlef</b>	<b>12/15/2025 12:22:00 AM</b>
Font: +Body (Times New Roman), 10 pt		
<b>Page 21: [139] Formatted</b>	<b>Vuuren, van Detlef</b>	<b>12/15/2025 12:22:00 AM</b>
List Paragraph, Indent: Left: -0.06", Bulleted + Level: 1 + Aligned at: 0.25" + Indent at: 0.5"		
<b>Page 21: [140] Formatted</b>	<b>Vuuren, van Detlef</b>	<b>12/15/2025 12:22:00 AM</b>
Font: +Body (Times New Roman), 10 pt, English (United States)		
<b>Page 21: [141] Formatted</b>	<b>Vuuren, van Detlef</b>	<b>12/15/2025 12:22:00 AM</b>
Left		
<b>Page 21: [142] Formatted</b>	<b>Vuuren, van Detlef</b>	<b>12/15/2025 12:22:00 AM</b>
Font: +Body (Times New Roman), 10 pt		
<b>Page 21: [143] Formatted</b>	<b>Vuuren, van Detlef</b>	<b>12/15/2025 12:22:00 AM</b>
List Paragraph, Indent: Left: -0.03", Space After: 0 pt, Bulleted + Level: 1 + Aligned at: 0.25" + Indent at: 0.5"		
<b>Page 21: [144] Formatted</b>	<b>Vuuren, van Detlef</b>	<b>12/15/2025 12:22:00 AM</b>
Font: +Body (Times New Roman), 10 pt		
<b>Page 21: [144] Formatted</b>	<b>Vuuren, van Detlef</b>	<b>12/15/2025 12:22:00 AM</b>
Font: +Body (Times New Roman), 10 pt		
<b>Page 21: [145] Formatted</b>	<b>Vuuren, van Detlef</b>	<b>12/15/2025 12:22:00 AM</b>

Font: +Body (Times New Roman), 10 pt

**Page 21: [146] Formatted** **Vuuren, van Detlef** **12/15/2025 12:22:00 AM**

Font: +Body (Times New Roman), 10 pt, English (United States)

**Page 21: [146] Formatted** **Vuuren, van Detlef** **12/15/2025 12:22:00 AM**

Font: +Body (Times New Roman), 10 pt, English (United States)

**Page 21: [147] Formatted** **Vuuren, van Detlef** **12/15/2025 12:22:00 AM**

Font: +Body (Times New Roman), 10 pt

**Page 21: [148] Formatted** **Vuuren, van Detlef** **12/15/2025 12:22:00 AM**

Font: +Body (Times New Roman), 10 pt, English (United States)

**Page 21: [149] Formatted** **Vuuren, van Detlef** **12/15/2025 12:22:00 AM**

List Paragraph, Indent: Left: -0.03", Bulleted + Level: 1 + Aligned at: 0.25" + Indent at: 0.5"

**Page 21: [150] Formatted** **Vuuren, van Detlef** **12/15/2025 12:22:00 AM**

Font: +Body (Times New Roman), 10 pt

**Page 21: [151] Formatted** **Vuuren, van Detlef** **12/15/2025 12:22:00 AM**

List Paragraph, Indent: Left: -0.06", Space After: 0 pt, Bulleted + Level: 1 + Aligned at: 0.25" + Indent at: 0.5"

**Page 21: [152] Formatted** **Vuuren, van Detlef** **12/15/2025 12:22:00 AM**

Font: +Body (Times New Roman), 10 pt

**Page 21: [153] Formatted** **Vuuren, van Detlef** **12/15/2025 12:22:00 AM**

Font: +Body (Times New Roman), 10 pt, English (United States)

**Page 21: [153] Formatted** **Vuuren, van Detlef** **12/15/2025 12:22:00 AM**

Font: +Body (Times New Roman), 10 pt, English (United States)

**Page 21: [154] Formatted** **Vuuren, van Detlef** **12/15/2025 12:22:00 AM**

Font: +Body (Times New Roman), 10 pt

**Page 21: [155] Formatted** **Vuuren, van Detlef** **12/15/2025 12:22:00 AM**

Font: +Body (Times New Roman), 10 pt

**Page 21: [156] Formatted** **Vuuren, van Detlef** **12/15/2025 12:22:00 AM**

Font: +Body (Times New Roman), 10 pt

**Page 21: [157] Formatted** **Vuuren, van Detlef** **12/15/2025 12:22:00 AM**

Left, Indent: Left: 0.19", First line: 0.03"

<b>Page 21: [158] Formatted</b>	<b>Vuuren, van Detlef</b>	<b>12/15/2025 12:22:00 AM</b>
---------------------------------	---------------------------	-------------------------------

Space After: 0 pt

<b>Page 23: [159] Formatted</b>	<b>Vuuren, van Detlef</b>	<b>12/15/2025 12:22:00 AM</b>
---------------------------------	---------------------------	-------------------------------

Font: Italic, English (United States)

<b>Page 23: [159] Formatted</b>	<b>Vuuren, van Detlef</b>	<b>12/15/2025 12:22:00 AM</b>
---------------------------------	---------------------------	-------------------------------

Font: Italic, English (United States)

<b>Page 23: [159] Formatted</b>	<b>Vuuren, van Detlef</b>	<b>12/15/2025 12:22:00 AM</b>
---------------------------------	---------------------------	-------------------------------

Font: Italic, English (United States)

<b>Page 23: [159] Formatted</b>	<b>Vuuren, van Detlef</b>	<b>12/15/2025 12:22:00 AM</b>
---------------------------------	---------------------------	-------------------------------

Font: Italic, English (United States)

<b>Page 23: [159] Formatted</b>	<b>Vuuren, van Detlef</b>	<b>12/15/2025 12:22:00 AM</b>
---------------------------------	---------------------------	-------------------------------

Font: Italic, English (United States)

<b>Page 23: [159] Formatted</b>	<b>Vuuren, van Detlef</b>	<b>12/15/2025 12:22:00 AM</b>
---------------------------------	---------------------------	-------------------------------

Font: Italic, English (United States)

<b>Page 23: [159] Formatted</b>	<b>Vuuren, van Detlef</b>	<b>12/15/2025 12:22:00 AM</b>
---------------------------------	---------------------------	-------------------------------

Font: Italic, English (United States)

<b>Page 23: [159] Formatted</b>	<b>Vuuren, van Detlef</b>	<b>12/15/2025 12:22:00 AM</b>
---------------------------------	---------------------------	-------------------------------

Font: Italic, English (United States)

<b>Page 23: [159] Formatted</b>	<b>Vuuren, van Detlef</b>	<b>12/15/2025 12:22:00 AM</b>
---------------------------------	---------------------------	-------------------------------

Font: Italic, English (United States)

<b>Page 23: [159] Formatted</b>	<b>Vuuren, van Detlef</b>	<b>12/15/2025 12:22:00 AM</b>
---------------------------------	---------------------------	-------------------------------

Font: Italic, English (United States)

<b>Page 23: [159] Formatted</b>	<b>Vuuren, van Detlef</b>	<b>12/15/2025 12:22:00 AM</b>
---------------------------------	---------------------------	-------------------------------

Font: Italic, English (United States)

<b>Page 23: [159] Formatted</b>	<b>Vuuren, van Detlef</b>	<b>12/15/2025 12:22:00 AM</b>
---------------------------------	---------------------------	-------------------------------

Font: Italic, English (United States)

<b>Page 23: [159] Formatted</b>	<b>Vuuren, van Detlef</b>	<b>12/15/2025 12:22:00 AM</b>
---------------------------------	---------------------------	-------------------------------

Font: Italic, English (United States)

<b>Page 23: [159] Formatted</b>	<b>Vuuren, van Detlef</b>	<b>12/15/2025 12:22:00 AM</b>
---------------------------------	---------------------------	-------------------------------

Font: Italic, English (United States)

<b>Page 23: [159] Formatted</b>	<b>Vuuren, van Detlef</b>	<b>12/15/2025 12:22:00 AM</b>
---------------------------------	---------------------------	-------------------------------

Font: Italic, English (United States)

<b>Page 23: [159] Formatted</b>	<b>Vuuren, van Detlef</b>	<b>12/15/2025 12:22:00 AM</b>
---------------------------------	---------------------------	-------------------------------

Font: Italic, English (United States)

<b>Page 23: [159] Formatted</b>	<b>Vuuren, van Detlef</b>	<b>12/15/2025 12:22:00 AM</b>
---------------------------------	---------------------------	-------------------------------

Font: Italic, English (United States)

<b>Page 23: [160] Formatted</b>	<b>Vuuren, van Detlef</b>	<b>12/15/2025 12:22:00 AM</b>
---------------------------------	---------------------------	-------------------------------

English (United States)

<b>Page 23: [160] Formatted</b>	<b>Vuuren, van Detlef</b>	<b>12/15/2025 12:22:00 AM</b>
---------------------------------	---------------------------	-------------------------------

English (United States)

<b>Page 23: [160] Formatted</b>	<b>Vuuren, van Detlef</b>	<b>12/15/2025 12:22:00 AM</b>
---------------------------------	---------------------------	-------------------------------

English (United States)

<b>Page 23: [160] Formatted</b>	<b>Vuuren, van Detlef</b>	<b>12/15/2025 12:22:00 AM</b>
---------------------------------	---------------------------	-------------------------------

English (United States)

<b>Page 23: [160] Formatted</b>	<b>Vuuren, van Detlef</b>	<b>12/15/2025 12:22:00 AM</b>
---------------------------------	---------------------------	-------------------------------

English (United States)

<b>Page 23: [160] Formatted</b>	<b>Vuuren, van Detlef</b>	<b>12/15/2025 12:22:00 AM</b>
---------------------------------	---------------------------	-------------------------------

English (United States)

<b>Page 23: [160] Formatted</b>	<b>Vuuren, van Detlef</b>	<b>12/15/2025 12:22:00 AM</b>
---------------------------------	---------------------------	-------------------------------

English (United States)

<b>Page 23: [160] Formatted</b>	<b>Vuuren, van Detlef</b>	<b>12/15/2025 12:22:00 AM</b>
---------------------------------	---------------------------	-------------------------------

English (United States)

<b>Page 23: [160] Formatted</b>	<b>Vuuren, van Detlef</b>	<b>12/15/2025 12:22:00 AM</b>
---------------------------------	---------------------------	-------------------------------

English (United States)

<b>Page 23: [160] Formatted</b>	<b>Vuuren, van Detlef</b>	<b>12/15/2025 12:22:00 AM</b>
---------------------------------	---------------------------	-------------------------------

English (United States)

<b>Page 23: [160] Formatted</b>	<b>Vuuren, van Detlef</b>	<b>12/15/2025 12:22:00 AM</b>
---------------------------------	---------------------------	-------------------------------

English (United States)

<b>Page 23: [160] Formatted</b>	<b>Vuuren, van Detlef</b>	<b>12/15/2025 12:22:00 AM</b>
English (United States)		
<b>Page 23: [160] Formatted</b>	<b>Vuuren, van Detlef</b>	<b>12/15/2025 12:22:00 AM</b>
English (United States)		
<b>Page 23: [160] Formatted</b>	<b>Vuuren, van Detlef</b>	<b>12/15/2025 12:22:00 AM</b>
English (United States)		
<b>Page 23: [160] Formatted</b>	<b>Vuuren, van Detlef</b>	<b>12/15/2025 12:22:00 AM</b>
English (United States)		
<b>Page 23: [160] Formatted</b>	<b>Vuuren, van Detlef</b>	<b>12/15/2025 12:22:00 AM</b>
English (United States)		
<b>Page 23: [160] Formatted</b>	<b>Vuuren, van Detlef</b>	<b>12/15/2025 12:22:00 AM</b>
English (United States)		
<b>Page 23: [161] Formatted</b>	<b>Vuuren, van Detlef</b>	<b>12/15/2025 12:22:00 AM</b>
English (United States)		
<b>Page 23: [161] Formatted</b>	<b>Vuuren, van Detlef</b>	<b>12/15/2025 12:22:00 AM</b>
English (United States)		
<b>Page 23: [161] Formatted</b>	<b>Vuuren, van Detlef</b>	<b>12/15/2025 12:22:00 AM</b>
English (United States)		
<b>Page 1: [162] Formatted</b>	<b>Vuuren, van Detlef</b>	<b>12/15/2025 12:22:00 AM</b>
Footer, Left, Indent: Left: 0", Line spacing: single		
<b>Page 36: [163] Formatted</b>	<b>Vuuren, van Detlef</b>	<b>12/15/2025 12:22:00 AM</b>
Left, Line spacing: 1.5 lines		
<b>Page 36: [164] Formatted Table</b>	<b>Vuuren, van Detlef</b>	<b>12/15/2025 12:22:00 AM</b>
Formatted Table		
<b>Page 36: [165] Formatted</b>	<b>Vuuren, van Detlef</b>	<b>12/15/2025 12:22:00 AM</b>
Font: 7 pt		
<b>Page 36: [166] Formatted</b>	<b>Vuuren, van Detlef</b>	<b>12/15/2025 12:22:00 AM</b>
Font: 7 pt, English (United States)		
<b>Page 36: [167] Formatted</b>	<b>Vuuren, van Detlef</b>	<b>12/15/2025 12:22:00 AM</b>

Font: 7 pt

<b>Page 36: [168] Formatted</b>	<b>Vuuren, van Detlef</b>	<b>12/15/2025 12:22:00 AM</b>
---------------------------------	---------------------------	-------------------------------

Font: 7 pt, English (United States)

<b>Page 36: [169] Formatted</b>	<b>Vuuren, van Detlef</b>	<b>12/15/2025 12:22:00 AM</b>
---------------------------------	---------------------------	-------------------------------

Font: 7 pt, English (United States)

<b>Page 36: [170] Formatted</b>	<b>Vuuren, van Detlef</b>	<b>12/15/2025 12:22:00 AM</b>
---------------------------------	---------------------------	-------------------------------

Font: 7 pt, English (United States)

<b>Page 36: [171] Formatted</b>	<b>Vuuren, van Detlef</b>	<b>12/15/2025 12:22:00 AM</b>
---------------------------------	---------------------------	-------------------------------

Font: 7 pt, English (United States)

<b>Page 36: [172] Formatted</b>	<b>Vuuren, van Detlef</b>	<b>12/15/2025 12:22:00 AM</b>
---------------------------------	---------------------------	-------------------------------

Font: 7 pt, English (United States)

<b>Page 36: [173] Formatted</b>	<b>Vuuren, van Detlef</b>	<b>12/15/2025 12:22:00 AM</b>
---------------------------------	---------------------------	-------------------------------

Left, Line spacing: 1.5 lines

<b>Page 36: [174] Formatted</b>	<b>Vuuren, van Detlef</b>	<b>12/15/2025 12:22:00 AM</b>
---------------------------------	---------------------------	-------------------------------

Font: 7 pt

<b>Page 36: [175] Formatted</b>	<b>Vuuren, van Detlef</b>	<b>12/15/2025 12:22:00 AM</b>
---------------------------------	---------------------------	-------------------------------

Font: 7 pt

<b>Page 36: [176] Formatted</b>	<b>Vuuren, van Detlef</b>	<b>12/15/2025 12:22:00 AM</b>
---------------------------------	---------------------------	-------------------------------

Font: 7 pt

<b>Page 36: [177] Formatted</b>	<b>Vuuren, van Detlef</b>	<b>12/15/2025 12:22:00 AM</b>
---------------------------------	---------------------------	-------------------------------

Font: 7 pt

<b>Page 36: [178] Formatted</b>	<b>Vuuren, van Detlef</b>	<b>12/15/2025 12:22:00 AM</b>
---------------------------------	---------------------------	-------------------------------

Font: 7 pt

<b>Page 36: [179] Formatted</b>	<b>Vuuren, van Detlef</b>	<b>12/15/2025 12:22:00 AM</b>
---------------------------------	---------------------------	-------------------------------

Font: 7 pt

<b>Page 36: [180] Formatted</b>	<b>Vuuren, van Detlef</b>	<b>12/15/2025 12:22:00 AM</b>
---------------------------------	---------------------------	-------------------------------

Font: 7 pt

<b>Page 36: [181] Formatted</b>	<b>Vuuren, van Detlef</b>	<b>12/15/2025 12:22:00 AM</b>
---------------------------------	---------------------------	-------------------------------

Font: 7 pt

<b>Page 36: [182] Formatted</b>	<b>Vuuren, van Detlef</b>	<b>12/15/2025 12:22:00 AM</b>
---------------------------------	---------------------------	-------------------------------

Font: 7 pt

<b>Page 36: [183] Formatted</b>	<b>Vuuren, van Detlef</b>	<b>12/15/2025 12:22:00 AM</b>
---------------------------------	---------------------------	-------------------------------

Left, Line spacing: 1.5 lines

<b>Page 36: [184] Formatted</b>	<b>Vuuren, van Detlef</b>	<b>12/15/2025 12:22:00 AM</b>
---------------------------------	---------------------------	-------------------------------

Font: 7 pt

<b>Page 36: [185] Formatted</b>	<b>Vuuren, van Detlef</b>	<b>12/15/2025 12:22:00 AM</b>
---------------------------------	---------------------------	-------------------------------

Font: 7 pt

<b>Page 36: [186] Formatted</b>	<b>Vuuren, van Detlef</b>	<b>12/15/2025 12:22:00 AM</b>
---------------------------------	---------------------------	-------------------------------

Font: 7 pt

<b>Page 36: [187] Formatted</b>	<b>Vuuren, van Detlef</b>	<b>12/15/2025 12:22:00 AM</b>
---------------------------------	---------------------------	-------------------------------

Font: 7 pt

<b>Page 36: [188] Formatted</b>	<b>Vuuren, van Detlef</b>	<b>12/15/2025 12:22:00 AM</b>
---------------------------------	---------------------------	-------------------------------

Font: 7 pt

<b>Page 36: [189] Formatted</b>	<b>Vuuren, van Detlef</b>	<b>12/15/2025 12:22:00 AM</b>
---------------------------------	---------------------------	-------------------------------

Font: 7 pt

<b>Page 36: [190] Formatted</b>	<b>Vuuren, van Detlef</b>	<b>12/15/2025 12:22:00 AM</b>
---------------------------------	---------------------------	-------------------------------

Font: 7 pt

<b>Page 36: [191] Formatted</b>	<b>Vuuren, van Detlef</b>	<b>12/15/2025 12:22:00 AM</b>
---------------------------------	---------------------------	-------------------------------

Font: 7 pt

<b>Page 36: [192] Formatted</b>	<b>Vuuren, van Detlef</b>	<b>12/15/2025 12:22:00 AM</b>
---------------------------------	---------------------------	-------------------------------

Left, Line spacing: 1.5 lines

<b>Page 36: [193] Formatted</b>	<b>Vuuren, van Detlef</b>	<b>12/15/2025 12:22:00 AM</b>
---------------------------------	---------------------------	-------------------------------

Font: 7 pt

<b>Page 36: [194] Formatted</b>	<b>Vuuren, van Detlef</b>	<b>12/15/2025 12:22:00 AM</b>
---------------------------------	---------------------------	-------------------------------

Left

<b>Page 36: [195] Formatted</b>	<b>Vuuren, van Detlef</b>	<b>12/15/2025 12:22:00 AM</b>
---------------------------------	---------------------------	-------------------------------

Left, Line spacing: 1.5 lines

<b>Page 36: [196] Formatted</b>	<b>Vuuren, van Detlef</b>	<b>12/15/2025 12:22:00 AM</b>
---------------------------------	---------------------------	-------------------------------

Font: 7 pt

<b>Page 36: [197] Formatted</b>	<b>Vuuren, van Detlef</b>	<b>12/15/2025 12:22:00 AM</b>
---------------------------------	---------------------------	-------------------------------

Left, Right: 0", Line spacing: 1.5 lines

<b>Page 36: [198] Formatted</b>	<b>Vuuren, van Detlef</b>	<b>12/15/2025 12:22:00 AM</b>
---------------------------------	---------------------------	-------------------------------

Font: 7 pt

<b>Page 36: [199] Formatted</b>	<b>Vuuren, van Detlef</b>	<b>12/15/2025 12:22:00 AM</b>
---------------------------------	---------------------------	-------------------------------

Font: 7 pt

<b>Page 36: [200] Formatted</b>	<b>Vuuren, van Detlef</b>	<b>12/15/2025 12:22:00 AM</b>
---------------------------------	---------------------------	-------------------------------

Left

<b>Page 36: [201] Formatted</b>	<b>Vuuren, van Detlef</b>	<b>12/15/2025 12:22:00 AM</b>
---------------------------------	---------------------------	-------------------------------

Font: 7 pt, English (United States)

<b>Page 36: [202] Formatted</b>	<b>Vuuren, van Detlef</b>	<b>12/15/2025 12:22:00 AM</b>
---------------------------------	---------------------------	-------------------------------

Left, Right: 0", Line spacing: 1.5 lines

<b>Page 36: [203] Formatted</b>	<b>Vuuren, van Detlef</b>	<b>12/15/2025 12:22:00 AM</b>
---------------------------------	---------------------------	-------------------------------

Font: 7 pt, English (United States)

<b>Page 36: [204] Formatted</b>	<b>Vuuren, van Detlef</b>	<b>12/15/2025 12:22:00 AM</b>
---------------------------------	---------------------------	-------------------------------

Font: 7 pt

<b>Page 36: [205] Formatted</b>	<b>Vuuren, van Detlef</b>	<b>12/15/2025 12:22:00 AM</b>
---------------------------------	---------------------------	-------------------------------

Left

<b>Page 36: [206] Formatted</b>	<b>Vuuren, van Detlef</b>	<b>12/15/2025 12:22:00 AM</b>
---------------------------------	---------------------------	-------------------------------

Font: 7 pt, English (United States)

<b>Page 36: [207] Formatted</b>	<b>Vuuren, van Detlef</b>	<b>12/15/2025 12:22:00 AM</b>
---------------------------------	---------------------------	-------------------------------

Left, Right: 0", Space After: 0 pt, Line spacing: 1.5 lines

<b>Page 36: [208] Formatted</b>	<b>Vuuren, van Detlef</b>	<b>12/15/2025 12:22:00 AM</b>
---------------------------------	---------------------------	-------------------------------

Font: 7 pt, English (United States)

<b>Page 36: [208] Formatted</b>	<b>Vuuren, van Detlef</b>	<b>12/15/2025 12:22:00 AM</b>
---------------------------------	---------------------------	-------------------------------

Font: 7 pt, English (United States)

<b>Page 36: [208] Formatted</b>	<b>Vuuren, van Detlef</b>	<b>12/15/2025 12:22:00 AM</b>
---------------------------------	---------------------------	-------------------------------

Font: 7 pt, English (United States)

<b>Page 36: [208] Formatted</b>	<b>Vuuren, van Detlef</b>	<b>12/15/2025 12:22:00 AM</b>
Font: 7 pt, English (United States)		
<b>Page 36: [209] Formatted</b>	<b>Vuuren, van Detlef</b>	<b>12/15/2025 12:22:00 AM</b>
Font: 7 pt, English (United States)		
<b>Page 36: [209] Formatted</b>	<b>Vuuren, van Detlef</b>	<b>12/15/2025 12:22:00 AM</b>
Font: 7 pt, English (United States)		
<b>Page 36: [210] Formatted</b>	<b>Vuuren, van Detlef</b>	<b>12/15/2025 12:22:00 AM</b>
Left, Right: 0.05", Line spacing: Multiple 1.1 li		
<b>Page 36: [211] Formatted</b>	<b>Vuuren, van Detlef</b>	<b>12/15/2025 12:22:00 AM</b>
Font: 7 pt		
<b>Page 36: [212] Formatted</b>	<b>Vuuren, van Detlef</b>	<b>12/15/2025 12:22:00 AM</b>
Font: 7 pt, English (United States)		
<b>Page 36: [212] Formatted</b>	<b>Vuuren, van Detlef</b>	<b>12/15/2025 12:22:00 AM</b>
Font: 7 pt, English (United States)		
<b>Page 36: [213] Formatted</b>	<b>Vuuren, van Detlef</b>	<b>12/15/2025 12:22:00 AM</b>
Left, Right: 0.02", Line spacing: Multiple 1.1 li		
<b>Page 36: [214] Formatted</b>	<b>Vuuren, van Detlef</b>	<b>12/15/2025 12:22:00 AM</b>
Font: 7 pt		
<b>Page 36: [215] Formatted</b>	<b>Vuuren, van Detlef</b>	<b>12/15/2025 12:22:00 AM</b>
Font: 7 pt		
<b>Page 36: [216] Formatted</b>	<b>Vuuren, van Detlef</b>	<b>12/15/2025 12:22:00 AM</b>
Left, Line spacing: 1.5 lines		
<b>Page 36: [217] Formatted</b>	<b>Vuuren, van Detlef</b>	<b>12/15/2025 12:22:00 AM</b>
Font: 7 pt, English (United States)		
<b>Page 36: [218] Formatted</b>	<b>Vuuren, van Detlef</b>	<b>12/15/2025 12:22:00 AM</b>
Left, Right: 0.08", Line spacing: Multiple 1.12 li		
<b>Page 36: [219] Formatted</b>	<b>Vuuren, van Detlef</b>	<b>12/15/2025 12:22:00 AM</b>
Font: 7 pt		
<b>Page 36: [220] Formatted</b>	<b>Vuuren, van Detlef</b>	<b>12/15/2025 12:22:00 AM</b>

Font: 7 pt, English (United States)

<b>Page 36: [220] Formatted</b>	<b>Vuuren, van Detlef</b>	<b>12/15/2025 12:22:00 AM</b>
---------------------------------	---------------------------	-------------------------------

Font: 7 pt, English (United States)

<b>Page 36: [221] Formatted</b>	<b>Vuuren, van Detlef</b>	<b>12/15/2025 12:22:00 AM</b>
---------------------------------	---------------------------	-------------------------------

Left, Right: 0.02", Line spacing: Multiple 1.1 li

<b>Page 36: [222] Formatted</b>	<b>Vuuren, van Detlef</b>	<b>12/15/2025 12:22:00 AM</b>
---------------------------------	---------------------------	-------------------------------

Font: 7 pt

<b>Page 36: [223] Formatted</b>	<b>Vuuren, van Detlef</b>	<b>12/15/2025 12:22:00 AM</b>
---------------------------------	---------------------------	-------------------------------

Left, Right: 0", Line spacing: 1.5 lines

<b>Page 36: [224] Formatted</b>	<b>Vuuren, van Detlef</b>	<b>12/15/2025 12:22:00 AM</b>
---------------------------------	---------------------------	-------------------------------

Font: 7 pt, English (United States)

<b>Page 36: [224] Formatted</b>	<b>Vuuren, van Detlef</b>	<b>12/15/2025 12:22:00 AM</b>
---------------------------------	---------------------------	-------------------------------

Font: 7 pt, English (United States)

<b>Page 36: [224] Formatted</b>	<b>Vuuren, van Detlef</b>	<b>12/15/2025 12:22:00 AM</b>
---------------------------------	---------------------------	-------------------------------

Font: 7 pt, English (United States)

<b>Page 36: [225] Formatted</b>	<b>Vuuren, van Detlef</b>	<b>12/15/2025 12:22:00 AM</b>
---------------------------------	---------------------------	-------------------------------

Left

<b>Page 36: [226] Formatted</b>	<b>Vuuren, van Detlef</b>	<b>12/15/2025 12:22:00 AM</b>
---------------------------------	---------------------------	-------------------------------

Font: 7 pt

<b>Page 36: [227] Formatted</b>	<b>Vuuren, van Detlef</b>	<b>12/15/2025 12:22:00 AM</b>
---------------------------------	---------------------------	-------------------------------

Font: 7 pt, English (United States)

<b>Page 36: [228] Formatted</b>	<b>Vuuren, van Detlef</b>	<b>12/15/2025 12:22:00 AM</b>
---------------------------------	---------------------------	-------------------------------

Left, Right: 0"

<b>Page 36: [229] Formatted</b>	<b>Vuuren, van Detlef</b>	<b>12/15/2025 12:22:00 AM</b>
---------------------------------	---------------------------	-------------------------------

Font: 7 pt, English (United States)

<b>Page 36: [229] Formatted</b>	<b>Vuuren, van Detlef</b>	<b>12/15/2025 12:22:00 AM</b>
---------------------------------	---------------------------	-------------------------------

Font: 7 pt, English (United States)

<b>Page 36: [229] Formatted</b>	<b>Vuuren, van Detlef</b>	<b>12/15/2025 12:22:00 AM</b>
---------------------------------	---------------------------	-------------------------------

Font: 7 pt, English (United States)

<b>Page 36: [230] Formatted</b>	<b>Vuuren, van Detlef</b>	<b>12/15/2025 12:22:00 AM</b>
Font: 7 pt, English (United States)		
<b>Page 36: [231] Formatted</b>	<b>Vuuren, van Detlef</b>	<b>12/15/2025 12:22:00 AM</b>
Left, Right: 0.05", Line spacing: Multiple 1.1 li		
<b>Page 36: [232] Formatted</b>	<b>Vuuren, van Detlef</b>	<b>12/15/2025 12:22:00 AM</b>
Font: 7 pt, English (United States)		
<b>Page 36: [232] Formatted</b>	<b>Vuuren, van Detlef</b>	<b>12/15/2025 12:22:00 AM</b>
Font: 7 pt, English (United States)		
<b>Page 36: [232] Formatted</b>	<b>Vuuren, van Detlef</b>	<b>12/15/2025 12:22:00 AM</b>
Font: 7 pt, English (United States)		
<b>Page 36: [233] Formatted</b>	<b>Vuuren, van Detlef</b>	<b>12/15/2025 12:22:00 AM</b>
Left, Right: 0.02", Line spacing: Multiple 1.1 li		
<b>Page 36: [234] Formatted</b>	<b>Vuuren, van Detlef</b>	<b>12/15/2025 12:22:00 AM</b>
Font: 7 pt, English (United States)		
<b>Page 36: [235] Formatted</b>	<b>Vuuren, van Detlef</b>	<b>12/15/2025 12:22:00 AM</b>
Space After: 0 pt		
<b>Page 36: [236] Formatted</b>	<b>Vuuren, van Detlef</b>	<b>12/15/2025 12:22:00 AM</b>
Space After: 0 pt, Line spacing: 1.5 lines		
<b>Page 36: [237] Formatted</b>	<b>Vuuren, van Detlef</b>	<b>12/15/2025 12:22:00 AM</b>
English (United States)		
<b>Page 36: [237] Formatted</b>	<b>Vuuren, van Detlef</b>	<b>12/15/2025 12:22:00 AM</b>
English (United States)		
<b>Page 36: [237] Formatted</b>	<b>Vuuren, van Detlef</b>	<b>12/15/2025 12:22:00 AM</b>
English (United States)		
<b>Page 36: [237] Formatted</b>	<b>Vuuren, van Detlef</b>	<b>12/15/2025 12:22:00 AM</b>
English (United States)		
<b>Page 36: [237] Formatted</b>	<b>Vuuren, van Detlef</b>	<b>12/15/2025 12:22:00 AM</b>
English (United States)		
<b>Page 37: [238] Formatted</b>	<b>Vuuren, van Detlef</b>	<b>12/15/2025 12:22:00 AM</b>

English (United States)

<b>Page 37: [238] Formatted</b>	<b>Vuuren, van Detlef</b>	<b>12/15/2025 12:22:00 AM</b>
---------------------------------	---------------------------	-------------------------------

English (United States)

<b>Page 37: [238] Formatted</b>	<b>Vuuren, van Detlef</b>	<b>12/15/2025 12:22:00 AM</b>
---------------------------------	---------------------------	-------------------------------

English (United States)

<b>Page 37: [238] Formatted</b>	<b>Vuuren, van Detlef</b>	<b>12/15/2025 12:22:00 AM</b>
---------------------------------	---------------------------	-------------------------------

English (United States)

<b>Page 37: [238] Formatted</b>	<b>Vuuren, van Detlef</b>	<b>12/15/2025 12:22:00 AM</b>
---------------------------------	---------------------------	-------------------------------

English (United States)

<b>Page 37: [238] Formatted</b>	<b>Vuuren, van Detlef</b>	<b>12/15/2025 12:22:00 AM</b>
---------------------------------	---------------------------	-------------------------------

English (United States)

<b>Page 37: [238] Formatted</b>	<b>Vuuren, van Detlef</b>	<b>12/15/2025 12:22:00 AM</b>
---------------------------------	---------------------------	-------------------------------

English (United States)

<b>Page 37: [238] Formatted</b>	<b>Vuuren, van Detlef</b>	<b>12/15/2025 12:22:00 AM</b>
---------------------------------	---------------------------	-------------------------------

English (United States)

<b>Page 37: [238] Formatted</b>	<b>Vuuren, van Detlef</b>	<b>12/15/2025 12:22:00 AM</b>
---------------------------------	---------------------------	-------------------------------

English (United States)

<b>Page 37: [238] Formatted</b>	<b>Vuuren, van Detlef</b>	<b>12/15/2025 12:22:00 AM</b>
---------------------------------	---------------------------	-------------------------------

English (United States)

<b>Page 37: [238] Formatted</b>	<b>Vuuren, van Detlef</b>	<b>12/15/2025 12:22:00 AM</b>
---------------------------------	---------------------------	-------------------------------

English (United States)

<b>Page 37: [238] Formatted</b>	<b>Vuuren, van Detlef</b>	<b>12/15/2025 12:22:00 AM</b>
---------------------------------	---------------------------	-------------------------------

English (United States)

<b>Page 37: [238] Formatted</b>	<b>Vuuren, van Detlef</b>	<b>12/15/2025 12:22:00 AM</b>
---------------------------------	---------------------------	-------------------------------

English (United States)

<b>Page 37: [238] Formatted</b>	<b>Vuuren, van Detlef</b>	<b>12/15/2025 12:22:00 AM</b>
---------------------------------	---------------------------	-------------------------------

English (United States)

<b>Page 37: [238] Formatted</b>	<b>Vuuren, van Detlef</b>	<b>12/15/2025 12:22:00 AM</b>
---------------------------------	---------------------------	-------------------------------

English (United States)

<b>Page 37: [238] Formatted</b>	<b>Vuuren, van Detlef</b>	<b>12/15/2025 12:22:00 AM</b>
---------------------------------	---------------------------	-------------------------------

English (United States)

<b>Page 37: [238] Formatted</b>	<b>Vuuren, van Detlef</b>	<b>12/15/2025 12:22:00 AM</b>
---------------------------------	---------------------------	-------------------------------

English (United States)

<b>Page 37: [238] Formatted</b>	<b>Vuuren, van Detlef</b>	<b>12/15/2025 12:22:00 AM</b>
---------------------------------	---------------------------	-------------------------------

English (United States)

<b>Page 37: [238] Formatted</b>	<b>Vuuren, van Detlef</b>	<b>12/15/2025 12:22:00 AM</b>
---------------------------------	---------------------------	-------------------------------

English (United States)

<b>Page 37: [239] Formatted</b>	<b>Vuuren, van Detlef</b>	<b>12/15/2025 12:22:00 AM</b>
---------------------------------	---------------------------	-------------------------------

English (United States)

<b>Page 37: [239] Formatted</b>	<b>Vuuren, van Detlef</b>	<b>12/15/2025 12:22:00 AM</b>
---------------------------------	---------------------------	-------------------------------

English (United States)

<b>Page 37: [239] Formatted</b>	<b>Vuuren, van Detlef</b>	<b>12/15/2025 12:22:00 AM</b>
---------------------------------	---------------------------	-------------------------------

English (United States)

<b>Page 37: [239] Formatted</b>	<b>Vuuren, van Detlef</b>	<b>12/15/2025 12:22:00 AM</b>
---------------------------------	---------------------------	-------------------------------

English (United States)

<b>Page 37: [239] Formatted</b>	<b>Vuuren, van Detlef</b>	<b>12/15/2025 12:22:00 AM</b>
---------------------------------	---------------------------	-------------------------------

English (United States)

<b>Page 37: [239] Formatted</b>	<b>Vuuren, van Detlef</b>	<b>12/15/2025 12:22:00 AM</b>
---------------------------------	---------------------------	-------------------------------

English (United States)

<b>Page 37: [239] Formatted</b>	<b>Vuuren, van Detlef</b>	<b>12/15/2025 12:22:00 AM</b>
---------------------------------	---------------------------	-------------------------------

English (United States)

<b>Page 37: [239] Formatted</b>	<b>Vuuren, van Detlef</b>	<b>12/15/2025 12:22:00 AM</b>
---------------------------------	---------------------------	-------------------------------

English (United States)

<b>Page 37: [239] Formatted</b>	<b>Vuuren, van Detlef</b>	<b>12/15/2025 12:22:00 AM</b>
---------------------------------	---------------------------	-------------------------------

English (United States)

<b>Page 37: [239] Formatted</b>	<b>Vuuren, van Detlef</b>	<b>12/15/2025 12:22:00 AM</b>
---------------------------------	---------------------------	-------------------------------

English (United States)

<b>Page 37: [240] Formatted</b>	<b>Vuuren, van Detlef</b>	<b>12/15/2025 12:22:00 AM</b>
---------------------------------	---------------------------	-------------------------------

English (United States)

**Page 37: [240] Formatted** **Vuuren, van Detlef** **12/15/2025 12:22:00 AM**

English (United States)

**Page 37: [240] Formatted** **Vuuren, van Detlef** **12/15/2025 12:22:00 AM**

English (United States)

**Page 37: [241] Formatted** **Vuuren, van Detlef** **12/15/2025 12:22:00 AM**

English (United States)

**Page 37: [241] Formatted** **Vuuren, van Detlef** **12/15/2025 12:22:00 AM**

English (United States)

**Page 37: [241] Formatted** **Vuuren, van Detlef** **12/15/2025 12:22:00 AM**

English (United States)

**Page 37: [241] Formatted** **Vuuren, van Detlef** **12/15/2025 12:22:00 AM**

English (United States)

**Page 37: [241] Formatted** **Vuuren, van Detlef** **12/15/2025 12:22:00 AM**

English (United States)

**Page 37: [241] Formatted** **Vuuren, van Detlef** **12/15/2025 12:22:00 AM**

English (United States)

**Page 37: [242] Formatted** **Vuuren, van Detlef** **12/15/2025 12:22:00 AM**

English (United States)

**Page 37: [242] Formatted** **Vuuren, van Detlef** **12/15/2025 12:22:00 AM**

English (United States)

**Page 37: [242] Formatted** **Vuuren, van Detlef** **12/15/2025 12:22:00 AM**

English (United States)

**Page 37: [242] Formatted** **Vuuren, van Detlef** **12/15/2025 12:22:00 AM**

English (United States)

**Page 37: [242] Formatted** **Vuuren, van Detlef** **12/15/2025 12:22:00 AM**

English (United States)

**Page 37: [242] Formatted** **Vuuren, van Detlef** **12/15/2025 12:22:00 AM**

English (United States)

<b>Page 37: [242] Formatted</b>	<b>Vuuren, van Detlef</b>	<b>12/15/2025 12:22:00 AM</b>
English (United States)		
<b>Page 37: [242] Formatted</b>	<b>Vuuren, van Detlef</b>	<b>12/15/2025 12:22:00 AM</b>
English (United States)		
<b>Page 37: [242] Formatted</b>	<b>Vuuren, van Detlef</b>	<b>12/15/2025 12:22:00 AM</b>
English (United States)		
<b>Page 37: [242] Formatted</b>	<b>Vuuren, van Detlef</b>	<b>12/15/2025 12:22:00 AM</b>
English (United States)		
<b>Page 37: [242] Formatted</b>	<b>Vuuren, van Detlef</b>	<b>12/15/2025 12:22:00 AM</b>
English (United States)		
<b>Page 1: [243] Formatted</b>	<b>Vuuren, van Detlef</b>	<b>12/15/2025 12:22:00 AM</b>
Footer, Left, Indent: Left: 0", Line spacing: single		
<b>Page 46: [244] Formatted</b>	<b>Vuuren, van Detlef</b>	<b>12/15/2025 12:22:00 AM</b>
Right: 0", Space After: 0 pt, Line spacing: 1.5 lines		
<b>Page 1: [245] Formatted</b>	<b>Vuuren, van Detlef</b>	<b>12/15/2025 12:22:00 AM</b>
Footer, Left, Indent: Left: 0", Line spacing: single		
<b>Page 47: [246] Formatted</b>	<b>Vuuren, van Detlef</b>	<b>12/15/2025 12:22:00 AM</b>
Space After: 0 pt, Line spacing: 1.5 lines		
<b>Page 47: [247] Formatted</b>	<b>Vuuren, van Detlef</b>	<b>12/15/2025 12:22:00 AM</b>
English (United States)		
<b>Page 47: [248] Formatted</b>	<b>Vuuren, van Detlef</b>	<b>12/15/2025 12:22:00 AM</b>
Font: 9 pt, Font color: Auto, English (United States)		
<b>Page 47: [249] Formatted</b>	<b>Vuuren, van Detlef</b>	<b>12/15/2025 12:22:00 AM</b>
Caption, Space After: 0 pt, Line spacing: single		
<b>Page 47: [250] Formatted</b>	<b>Vuuren, van Detlef</b>	<b>12/15/2025 12:22:00 AM</b>
English (United States)		
<b>Page 47: [251] Formatted</b>	<b>Vuuren, van Detlef</b>	<b>12/15/2025 12:22:00 AM</b>
Font: 10 pt		
<b>Page 47: [252] Formatted</b>	<b>Vuuren, van Detlef</b>	<b>12/15/2025 12:22:00 AM</b>

Left

<b>Page 47: [253] Formatted Table</b>	<b>Vuuren, van Detlef</b>	<b>12/15/2025 12:22:00 AM</b>
---------------------------------------	---------------------------	-------------------------------

Formatted Table

<b>Page 47: [254] Formatted</b>	<b>Vuuren, van Detlef</b>	<b>12/15/2025 12:22:00 AM</b>
---------------------------------	---------------------------	-------------------------------

Font: 10 pt

<b>Page 47: [255] Formatted</b>	<b>Vuuren, van Detlef</b>	<b>12/15/2025 12:22:00 AM</b>
---------------------------------	---------------------------	-------------------------------

Left

<b>Page 47: [256] Formatted</b>	<b>Vuuren, van Detlef</b>	<b>12/15/2025 12:22:00 AM</b>
---------------------------------	---------------------------	-------------------------------

Font: 10 pt

<b>Page 47: [257] Formatted</b>	<b>Vuuren, van Detlef</b>	<b>12/15/2025 12:22:00 AM</b>
---------------------------------	---------------------------	-------------------------------

Left

<b>Page 47: [258] Formatted</b>	<b>Vuuren, van Detlef</b>	<b>12/15/2025 12:22:00 AM</b>
---------------------------------	---------------------------	-------------------------------

Font: 10 pt

<b>Page 47: [259] Formatted</b>	<b>Vuuren, van Detlef</b>	<b>12/15/2025 12:22:00 AM</b>
---------------------------------	---------------------------	-------------------------------

Left

<b>Page 47: [260] Formatted Table</b>	<b>Vuuren, van Detlef</b>	<b>12/15/2025 12:22:00 AM</b>
---------------------------------------	---------------------------	-------------------------------

Formatted Table

<b>Page 47: [261] Formatted</b>	<b>Vuuren, van Detlef</b>	<b>12/15/2025 12:22:00 AM</b>
---------------------------------	---------------------------	-------------------------------

Font: 10 pt, Font color: Custom Color(RGB(60,64,67))

<b>Page 47: [262] Formatted</b>	<b>Vuuren, van Detlef</b>	<b>12/15/2025 12:22:00 AM</b>
---------------------------------	---------------------------	-------------------------------

Font: 10 pt

<b>Page 47: [263] Formatted</b>	<b>Vuuren, van Detlef</b>	<b>12/15/2025 12:22:00 AM</b>
---------------------------------	---------------------------	-------------------------------

Font: 10 pt, Font color: Custom Color(RGB(60,64,67))

<b>Page 47: [264] Formatted</b>	<b>Vuuren, van Detlef</b>	<b>12/15/2025 12:22:00 AM</b>
---------------------------------	---------------------------	-------------------------------

Font: 10 pt

<b>Page 47: [265] Formatted</b>	<b>Vuuren, van Detlef</b>	<b>12/15/2025 12:22:00 AM</b>
---------------------------------	---------------------------	-------------------------------

Left

<b>Page 47: [266] Formatted</b>	<b>Vuuren, van Detlef</b>	<b>12/15/2025 12:22:00 AM</b>
---------------------------------	---------------------------	-------------------------------

Font: 10 pt, Font color: Custom Color(RGB(60,64,67))

<b>Page 47: [267] Formatted</b>	<b>Vuuren, van Detlef</b>	<b>12/15/2025 12:22:00 AM</b>
---------------------------------	---------------------------	-------------------------------

Font: 10 pt

<b>Page 47: [268] Formatted</b>	<b>Vuuren, van Detlef</b>	<b>12/15/2025 12:22:00 AM</b>
---------------------------------	---------------------------	-------------------------------

Font: 10 pt, Font color: Custom Color(RGB(60,64,67))

<b>Page 47: [269] Formatted</b>	<b>Vuuren, van Detlef</b>	<b>12/15/2025 12:22:00 AM</b>
---------------------------------	---------------------------	-------------------------------

Font: 10 pt

<b>Page 47: [270] Formatted</b>	<b>Vuuren, van Detlef</b>	<b>12/15/2025 12:22:00 AM</b>
---------------------------------	---------------------------	-------------------------------

Left

<b>Page 47: [271] Formatted</b>	<b>Vuuren, van Detlef</b>	<b>12/15/2025 12:22:00 AM</b>
---------------------------------	---------------------------	-------------------------------

Font: 10 pt, Font color: Custom Color(RGB(60,64,67))

<b>Page 47: [272] Formatted</b>	<b>Vuuren, van Detlef</b>	<b>12/15/2025 12:22:00 AM</b>
---------------------------------	---------------------------	-------------------------------

Font: 10 pt

<b>Page 47: [273] Formatted</b>	<b>Vuuren, van Detlef</b>	<b>12/15/2025 12:22:00 AM</b>
---------------------------------	---------------------------	-------------------------------

Font: 10 pt, Font color: Custom Color(RGB(60,64,67))

<b>Page 47: [274] Formatted</b>	<b>Vuuren, van Detlef</b>	<b>12/15/2025 12:22:00 AM</b>
---------------------------------	---------------------------	-------------------------------

Font: 10 pt

<b>Page 47: [275] Formatted</b>	<b>Vuuren, van Detlef</b>	<b>12/15/2025 12:22:00 AM</b>
---------------------------------	---------------------------	-------------------------------

Left

<b>Page 47: [276] Formatted</b>	<b>Vuuren, van Detlef</b>	<b>12/15/2025 12:22:00 AM</b>
---------------------------------	---------------------------	-------------------------------

Font: 10 pt, Font color: Custom Color(RGB(60,64,67))

<b>Page 47: [277] Formatted</b>	<b>Vuuren, van Detlef</b>	<b>12/15/2025 12:22:00 AM</b>
---------------------------------	---------------------------	-------------------------------

Font: 10 pt

<b>Page 47: [278] Formatted</b>	<b>Vuuren, van Detlef</b>	<b>12/15/2025 12:22:00 AM</b>
---------------------------------	---------------------------	-------------------------------

Font: 10 pt, Font color: Custom Color(RGB(60,64,67))

<b>Page 47: [279] Formatted</b>	<b>Vuuren, van Detlef</b>	<b>12/15/2025 12:22:00 AM</b>
---------------------------------	---------------------------	-------------------------------

Font color: Auto, English (United States)

<b>Page 47: [280] Formatted</b>	<b>Vuuren, van Detlef</b>	<b>12/15/2025 12:22:00 AM</b>
---------------------------------	---------------------------	-------------------------------

Font color: Auto, English (United States)

<b>Page 47: [281] Formatted</b>	<b>Vuuren, van Detlef</b>	<b>12/15/2025 12:22:00 AM</b>
---------------------------------	---------------------------	-------------------------------

Font color: Auto, English (United States)

<b>Page 47: [282] Formatted</b>	<b>Vuuren, van Detlef</b>	<b>12/15/2025 12:22:00 AM</b>
---------------------------------	---------------------------	-------------------------------

Font color: Auto, English (United States)

<b>Page 47: [283] Formatted</b>	<b>Vuuren, van Detlef</b>	<b>12/15/2025 12:22:00 AM</b>
---------------------------------	---------------------------	-------------------------------

Font color: Auto, English (United States)

<b>Page 47: [284] Formatted</b>	<b>Vuuren, van Detlef</b>	<b>12/15/2025 12:22:00 AM</b>
---------------------------------	---------------------------	-------------------------------

Font color: Auto, English (United States)

<b>Page 47: [285] Formatted</b>	<b>Vuuren, van Detlef</b>	<b>12/15/2025 12:22:00 AM</b>
---------------------------------	---------------------------	-------------------------------

Font color: Auto, English (United States)

<b>Page 47: [286] Formatted</b>	<b>Vuuren, van Detlef</b>	<b>12/15/2025 12:22:00 AM</b>
---------------------------------	---------------------------	-------------------------------

Font color: Auto, English (United States)