

Experimental observation of the impact of nanostructure on hygroscopicity and reactivity of fatty acid atmospheric aerosol proxies

Adam Milsom,¹ Adam M. Squires,² Ben Laurence,² Ben Woden,³ Andrew J. Smith,⁴ Andrew D. Ward⁵ and Christian Pfrang.^{1,6,*}

¹School of Geography, Earth and Environmental Sciences, University of Birmingham, Edgbaston, B15 2TT, Birmingham, UK.

²Department of Chemistry, University of Bath, South Building, Soldier Down Ln, Claverton Down, BA2 7AX, Bath, UK.

³Department of Chemistry, University of Reading, RG6 6AD, Reading, Berkshire, UK

⁴Diamond Light Source, Diamond House, Harwell Science and Innovation Campus, OX11 0DE, Didcot, UK.

⁵Central Laser Facility, STFC Rutherford Appleton Laboratory, Didcot OX11 0FA, UK

⁶Department of Meteorology, University of Reading, Whiteknights, Earley Gate, RG6 6BB, Reading, UK.

*Corresponding author: Professor Christian Pfrang (c.pfrang@bham.ac.uk)

Abstract

Atmospheric aerosol hygroscopicity and reactivity play key roles in determining an aerosol's fate and are strongly affected by its composition and physical properties. Fatty acids are surfactants commonly found in organic aerosol emissions. They form a wide range of different nanostructures dependent on water content and mixture composition. In this study we follow nano-structural changes in mixtures frequently found in urban organic aerosol emissions, i.e. oleic acid, sodium oleate and fructose, during humidity change and exposure to the atmospheric oxidant ozone. Addition of fructose altered the nanostructure by inducing molecular arrangements with increased surfactant-water interface curvature. Small-Angle X-ray Scattering (SAXS) was employed for the first time to derive the hygroscopicity of each nanostructure, thus addressing a current gap in knowledge by measuring time- and humidity-resolved changes in nano-structural parameters. We found that hygroscopicity is directly linked to the specific nanostructure and is dependent on the nanostructure geometry. Reaction with ozone revealed a clear nanostructure-reactivity trend, with notable differences between the individual nanostructures investigated. Simultaneous Raman microscopy complementing the SAXS studies revealed the persistence of oleic acid even after extensive oxidation. Our findings demonstrate that self-assembly of fatty acid nanostructures can significantly impact two key atmospheric aerosol processes: water uptake and chemical reactivity, thus directly affecting the atmospheric lifetime of these materials. This could have significant impacts on both urban air quality (e.g. protecting harmful urban emissions from atmospheric degradation and therefore enabling their long-range transport), and climate (e.g. affecting cloud formation), with implications for human health and wellbeing.

Introduction

Atmospheric aerosols represent a large uncertainty when considering their impact on the climate (Boucher et al., 2013; Shrivastava et al., 2017) and urban particulate matter makes a

44 significant contribution to air pollution, affecting air quality and health (Shrivastava et al., 2017;
45 Harrison, 2020; Chan and Yao, 2008; Pöschl, 2005). Organic matter can account for a large
46 portion of aerosol emissions depending on the emission source (Jimenez et al., 2009) and
47 environmental conditions have been shown to affect aerosol composition (Li et al., 2021).
48 There are both anthropogenic and biogenic sources of organic aerosols. Activities such as
49 cooking emit a range of organic compounds which can go on to form secondary organic
50 aerosol (SOA) (Zeng et al., 2020). Cooking emissions have been estimated to add ca. 10 %
51 to UK PM_{2.5} emissions (Ots et al., 2016) and have been linked with poor air quality (Stavroulas
52 et al., 2024).

52 Oleic acid is a fatty acid and a common organic compound found in both cooking (Zeng et al.,
53 2020; Alves et al., 2020; Vincente et al., 2018) and marine emissions (Fu et al., 2013). It is
54 reactive towards common atmospheric oxidants such as ozone and NO₃, making it a model
55 compound for laboratory studies into aerosol properties (Zahardis and Petrucci, 2007;
56 Gallimore et al., 2017; Pfrang et al., 2017; Pfrang et al., 2011; Pfrang et al., 2010; King et al.,
57 2010; Sebastiani et al., 2022; Shiraiwa et al., 2012; Shiraiwa et al., 2010). Other common
58 organic emissions are saccharides (sugars), which are also found in urban (Wang et al., 2006)
59 and biogenic emissions (Fu et al., 2013; Fu et al., 2008; Kirpes et al., 2019). Sugar emissions
60 such as levoglucosan and glucose have been shown to react readily with Criegee
61 intermediates, which are formed during ozonolysis (Enami et al., 2017). The fact that these
62 two common classes of organic compounds (fatty acids and sugars) are found in the same
63 aerosol samples raises the possibility that they are able to interact; for example by a sugar
64 reacting with oleic acid ozonolysis Criegee intermediates, potentially altering the product
65 distribution and adding to the complexity of this reaction mechanism – a possibility explored
66 in this study.

67 Aerosol phase state has been predicted to vary significantly in the atmosphere and is linked
68 to factors such as composition, humidity and temperature (Shiraiwa et al., 2017; Schmedding
69 et al., 2020). One key influence on aerosol multiphase processes is particle viscosity (Reid
70 et al., 2018) and viscous phases have been identified by field measurements of SOA (Virtanen
71 et al., 2010). Particle viscosity can vary by orders of magnitude between phase states, which
72 means the diffusion coefficients of small molecules through the particle phase also vary and
73 heterogeneous processes (*i.e.* oxidation and water uptake) are affected (Shiraiwa et al., 2011;
74 Koop et al., 2011). Viscous phases can induce diffusion gradients during particle
75 humidification (Alpert et al., 2019; Hosny et al., 2016; Renbaum-Wolff et al., 2013; Zobrist
76 et al., 2011). Particles of oleic acid have also been observed to increase in viscosity as a result
77 of oxidation (Hosny et al., 2016). The fate of organic atmospheric aerosols is therefore strongly
78 influenced by their phase state.

79 Organic coatings are present on the surface of marine aerosols, where sugars and fatty acids
80 were found to be major constituents (Kirpes et al., 2019). Poor air quality has been linked to
81 high PM_{2.5} surface organic content in Beijing, China (Zhao et al., 2020) and the long-range
82 transport of harmful substances emitted in the urban environment has been attributed to
83 viscous organic coatings and the phase state of the aerosol (Shrivastava et al., 2017; Mu et
84 al., 2018). Analysis of marine aerosols heavily influenced by anthropogenic activity found that
85 fatty acids were present along with Polycyclic Aromatic Hydrocarbons (PAHs) and phthalates,
86 which are known to cause poor health (Kang et al., 2017). There is a long-standing
87 discrepancy between the longer lifetime measured in the field compared to laboratory
88 measurements for oleic acid (Rudich et al., 2007; Wang and Yu, 2021). These observations
89 suggest that aerosols are able to travel far from their sources and that the formation of viscous
90 organic coatings could account for their long-range transport.

92 Pure oleic acid in the liquid phase exhibits some order by the formation of dimers (Iwahashi et
 94 al., 1991). As a surfactant, the addition of its ionic form (sodium oleate) and water can induce
 96 the formation of lyotropic liquid crystal (LLC) phases (Tiddy, 1980). These are three-
 98 dimensional nanostructures which can vary from spherical and cylindrical micelles to
 100 bicontinuous networks and bilayers. The spherical and cylindrical micelles can exist with
 102 “normal” (oil in water) or “inverse” (water in oil) curvature; the latter are the class formed by
 104 the systems in this paper (Pfrang et al., 2017). In our studies, the spherical inverse micelles
 106 can exist as (disordered) “inverse micellar” phases, or as ordered “close-packed inverse
 micellar” phases, which may have cubic (Fd3m) or hexagonal (P6₃/mmc) symmetry. The
 cylinders typically pack as hexagonal arrays (“inverse hexagonal phase”) and the bilayers as
 “lamellar” stacks. These structures, shown in Figure 1, can be followed by Small-Angle X-ray
 Scattering (SAXS), which probes the nanometre scale. The close-packed inverse micellar,
 inverse hexagonal, and lamellar phases all show long-range periodicity, giving rise to Bragg
 peaks in SAXS patterns whose positions show symmetries and repeat spacings. The
 (disordered) inverse micellar phase gives a broad hump in SAXS, whose position shifts with
 micelle size.

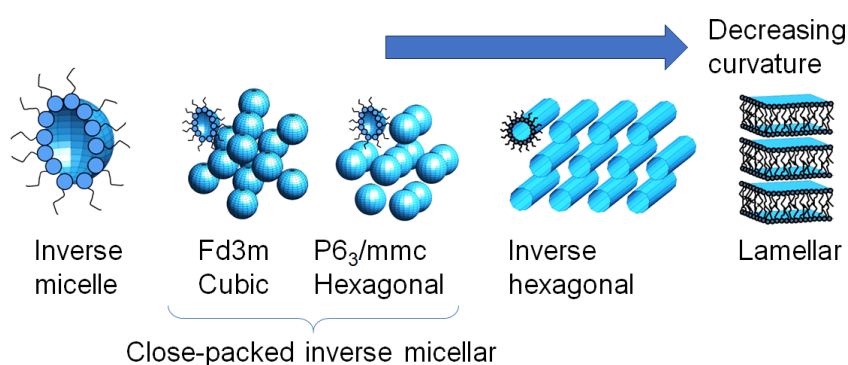


Figure 1: different phases formed by the surfactant systems in this study

108 Each of these structures exhibit varying physical properties, the key ones being diffusivity and
 110 viscosity. Diffusion coefficients can vary dramatically between micellar, close-packed micellar,
 112 inverse hexagonal and lamellar phases with diffusion in the latter two becoming directionally
 114 dependent (Lindblom and Orädd, 1994; Orädd et al., 1995). The diffusion of atmospherically
 116 relevant small molecules, such as ozone and water, would therefore also be affected by the
 nanostructure formed in the organic medium, affecting the key aerosol heterogeneous
 processes of water uptake and chemical reaction. While the present study is exploring the
 behaviour of organic aerosol components, we acknowledge the presence of other components
 in atmospheric aerosols, specifically inorganic species, which can undergo efflorescence and
 will add to the complexity of the behaviour of real atmospheric material compared to our
 organic-material focussed proxies.

118

120 We have previously demonstrated the feasibility of LLC formation in levitated particles of a
 122 fatty acid aerosol proxy (Pfrang et al., 2017; Milsom et al., 2023; Milsom et al., 2022a) and
 124 have exploited the SAXS experiment to quantify the effect of self-assembly on reaction kinetics
 (Milsom et al., 2021a), along with modelling of the potential impact on the atmospheric lifetime
 of LLC formation (Milsom et al., 2022b). In this study we coat capillaries with a self-assembled
 oleic acid/sodium oleate/fructose proxy use SAXS to follow changes in these nanostructures
 during humidity cycles and exposure to ozone. We investigate the sensitivity of the

126 nanostructure to proxy composition and humidity and demonstrate that reactivity is affected
by nanostructure.

128

Methods

130 Preparation of self-assembled coatings inside quartz capillaries

The method of film preparation is identical to that described in Milsom et al. (2021a). While
132 coatings inside quartz capillaries will only provide very limited insight on the behaviour of
coatings on aqueous droplets (which are better approximated by floating self-assembled
134 monolayers at the air-water interface as in previous work, e.g. Pfrang et al., 2014, Woden et
al., 2018 and Sebastiani et al., 2022), they are good proxies for coatings of solid particles in
136 the atmosphere such as mineral dust. Sample coating solutions were prepared as follows:
oleic acid (Sigma-Aldrich, 90 %), sodium oleate (Sigma-Aldrich, 99 %) and fructose (Sigma-
138 Aldrich, 99 %) were dissolved as 10 wt % solutions in methanol and samples weighed to the
desired ratio. All coating solutions are weighed as 1:1:x wt ratio mixtures (oleic acid:sodium
140 oleate:fructose), where x is 0.5, 1, 2 corresponding to 20, 33 and 50 wt % fructose
compositions.

142 SAXS experiment and simultaneous Raman microscopy on films coated inside quartz capillaries

144 SAXS probes aggregates at the nanometre scale, measuring order at the molecular, rather
than atomic (X-ray diffraction), scale (Li et al., 2016; Pauw, 2013). The scattered intensity is
146 measured against a scattering parameter (q) which is proportional to the scattering angle. q is
inversely proportional to the characteristic spacing between equivalent scattering planes (d)
148 via equation 1. This is also a measure of the spacings between inverse micelles.

$$d = \frac{2\pi}{q} \quad (1)$$

150 This d -spacing can be used to determine a range of nano-structural parameters - for example,
the water layer thickness between lamellar sheets (Kulkarni et al., 2011; Milsom et al., 2022c).

152 This experimental setup is the same as used in our previous capillary film study (Milsom et al.,
2021a). Key experimental parameters are listed here: SAXS patterns were collected as 1s
154 exposures at different positions along the coated capillary with a delay of 75 s between each
scan to avoid any X-ray beam damage; the beam size at the sample was approximately 320
156 x 400 μm (FWHM); SAXS patterns were acquired between $q = 0.008 - 0.6 \text{ \AA}^{-1}$ by a *Pilatus*
P3-2M detector.

158 The Raman microscopy setup is as described in Milsom et al. (2021a): A 532-nm Raman laser
probe was focussed with a long working distance objective (numerical aperture: 0.42) and a
160 minimum spot diameter of $\sim 1.5 \mu\text{m}$. The emitted laser power was 20 – 50 mW. By following
the oleic acid C=C bond peak at $\sim 1650 \text{ cm}^{-1}$ and normalising to the $-\text{CH}_2$ peak at $\sim 1442 \text{ cm}^{-1}$,
162 we were able to follow the progress of the ozonolysis reaction simultaneous to the SAXS
measurements.

164 Controlled humidification of coated films

Humidity was monitored and controlled using a bespoke Raspberry Pi (RPI) system. Dry (room
166 air) and wet pumps were controlled by the RPI, in order to reach the target relative humidity
(RH), which was measured by a sensor at the outlet of the coated capillary tube with a
168 precision of 2 %.

170 After samples were coated, they were left for ~ 15 min to equilibrate at room humidity ($\sim 50 -$
 172 60 % RH) before being attached to the humidity control system. The capillary was then
 humidified to the desired settings using the RPi control programme adjusting humidity in the
 range of ca. 40 to 90% RH.

Ozonolysis of coated films

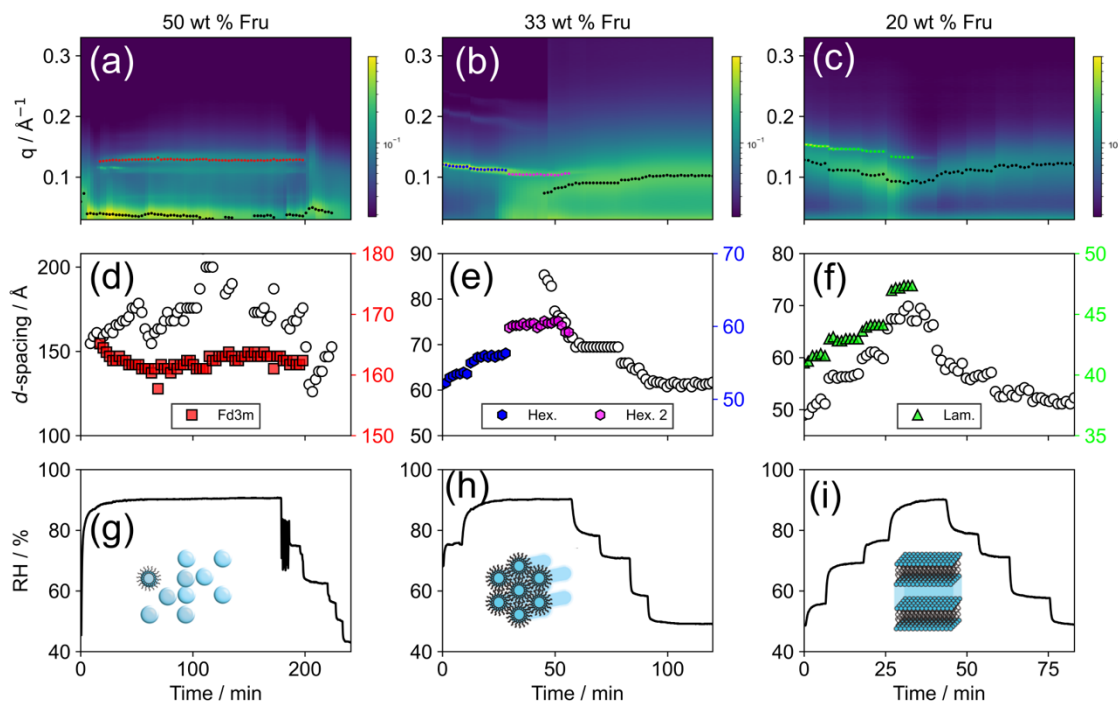
174 The ozonolysis procedure follows what was set out previously (Milsom et al., 2021a) and is
 summarised here: Oxygen (BOC, 99.5 %) was passed through a pen-ray ozoniser (Ultraviolet
 176 Products Ltd., Cambridge, UK) which was calibrated offline by UV spectroscopy; the ozone
 concentration for all ozonolysis experiments was 77 ± 5 ppm at a flow rate of 60 mL min^{-1} .
 178 Note that such a high ozone concentration (atmospheric ozone levels rarely exceed 0.1 ppm)
 was used as it is known that self-assembled semi-solid phases slow the rate of reaction
 180 significantly (Pfrang et al., 2017; Milsom et al., 2021a). Therefore, comparatively high ozone
 concentrations were chosen to be able to observe an oxidative decay during the limited
 182 timescale of synchrotron experiments while they are substantially higher than those generally
 encountered in the atmosphere. The ozone-oxygen mixture was measured to be at < 5 % RH.

184 Film thickness was determined by X-ray beam attenuation using diodes measuring the
 incident and transmitted intensities. The maximum attenuation was determined by filling a
 186 capillary with sample material. The thickness of each coated film was then calibrated by
 comparison with the filled capillary's attenuation.

188

Results and Discussion

190 Time- and humidity-resolved nanostructure changes



192 Figure 2. (a)-(c) SAXS patterns as a function of time during the humidity cycle. Peak positions
 194 for inverse micellar (black markers) and specific nanostructures (coloured markers) are q
 values corresponding to the time-resolved d-spacings represented in (d)-(f). (g)-(i)
 Simultaneous RH vs time during the experiment. Each set of SAXS, d -spacing and RH data

196 is presented for each proxy fructose composition as wt % of organic mass with oleic acid and
sodium oleate in a 1:1 wt ratio: (a), (d), (g) – 50 wt %; (b), (e), (h) – 33 wt %; (c), (f), (i) – 20 wt
198 % (*i.e.* 50 wt % fructose is a 1:1:2 oleic acid:sodium oleate:fructose mixture). The additional
phases co-existing with the (disordered) inverse micellar phase are the cubic close-packed
200 inverse micellar (Fd3m) phase (a,d,g); two different inverse hexagonal phases (b,e,h); and the
lamellar phase (c,f,i).

202 Different amounts of fructose in the organic mixture result in different self-assembled
nanostructures (Fig. 2(a)-(c)). The inverse micellar phase is seen in all experiments, and this
204 co-exists with cubic close-packed inverse micellar, inverse hexagonal, and lamellar phases at
50 wt% fructose, 33 wt% fructose and 20 wt% fraction, respectively. From first principles
206 fructose, as a hydrophilic water-soluble molecule, would be expected to facilitate water uptake
into the organic phase and act as a humectant (moisture attracting agent), analogous to the
208 effect glycerol has on LLC phase boundaries (Richardson et al., 2015). By this logic, larger
amounts of fructose should afford more hydrated phases at a given humidity. This can indeed
210 be seen from a comparison of the inverse micellar spacings at high relative humidity (Figures
2 & 3). However, this does not explain the formation of a close-packed inverse micellar phase
212 at 50 wt% fructose vs. inverse hexagonal at 33 wt% fructose, and lamellar at 20 wt% fructose.
We suggest that an additional effect is observed during our experiments: the water-surfactant
214 interfacial curvature increases with increasing fructose concentration (Figure 1). This is clear
evidence for fructose acting as a *kosmotrope* – a water-structure-inducing molecule (Kulkarni
216 et al., 2011; Libster et al., 2008; Koynova et al., 1997). As a kosmotrope, fructose removes
water from the water-surfactant interface. This reduces the effective surfactant headgroup
218 area, enabling the formation of structures with increased curvature at a given water content
(in this case, experimental humidity – see corresponding cartoons of each phase in Fig. 1).
220 The phase boundary therefore shifts according to the amount of fructose in the mixture. A set
of fructose content-dependent nanostructures are possible as a result. Each one of these
222 nanostructures possesses unique physical properties (as set out in the introduction). The
sensitivity of the nanostructure to the amount of fructose in the system suggests that the
224 physical properties, which influence atmospheric trace gas uptake, could also change with
similar sensitivity to aerosol composition.

226 The characteristic *d*-spacing for each of the observed nanostructures increases with
increasing RH (Fig 2. (d)-(f)). This is the result of water filling the aqueous cavity in the inverse
228 LLC nanostructures observed here. The time and humidity-resolved SAXS patterns acquired
in this study have allowed us to take advantage of this characteristic and observe subtle RH-
230 dependent changes in this parameter and directly measure the water uptake of a specific
phase. This analysis can be applied to two coexistent phases, provided their SAXS peaks do
232 not overlap – as is the case in our study. The effect of these phases on water uptake is
explored in the *Hygroscopicity of observed nanostructures* section.

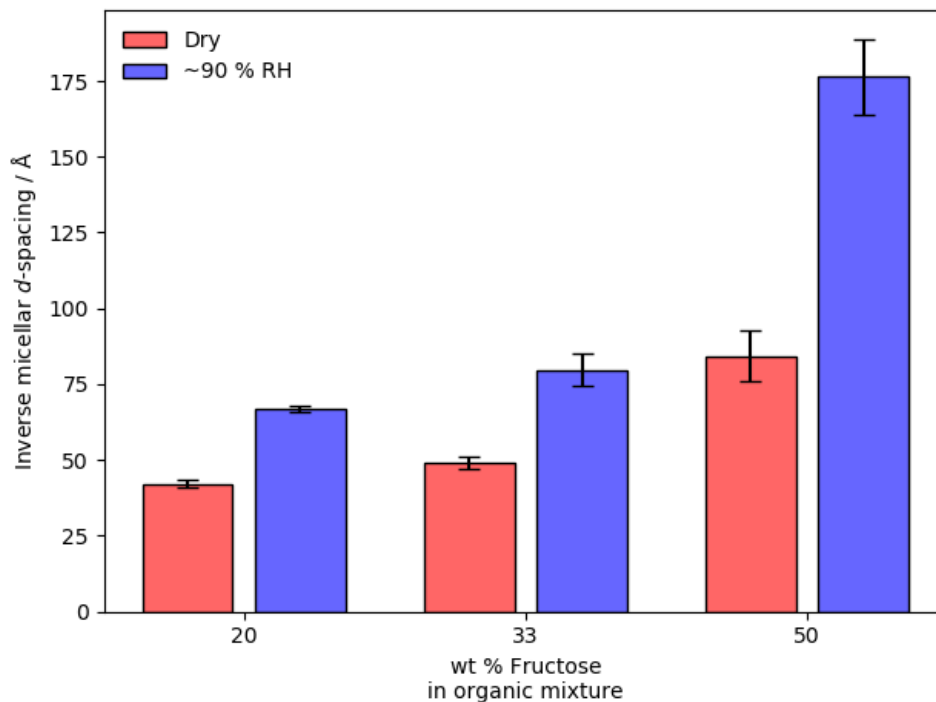
234 The phase change observed when going from low to high RH is not reversible for the two
organic compositions which initially formed inverse hexagonal and lamellar phases at < 90 %
236 RH (Fig. 2(b) and (c)). This suggests that the initial or final phases observed are meta-stable
(e.g. the Fd3m and P6₃/mmc inverse micellar cubic phases can occur under the same
238 conditions for this system; Pfrang et al., 2017). Fig. 2(d–f) shows that for a given phase
equilibrated with water vapour at a particular RH, the *d*-spacing is stable. This suggests that
240 these phases are in equilibrium, even if they are meta-stable.

For the 33 wt % fructose mixture, a second inverse hexagonal phase appears at high RH
242 before eventually transitioning to an inverse micellar phase (Fig. 2(b) and (e)). Indeed,
between ~ 40 – 60 min the inverse micellar and hexagonal phase are observed simultaneously

244 in the mixture. There therefore is a heterogeneity in terms of molecular order and physical
 246 properties associated with each of these nanostructures. This coexistent inverse micellar
 phase is observed for all mixtures studied here.

The 50 wt % fructose mixture exhibits a reversible phase transition from inverse micellar to a
 248 cubic close-packed inverse micellar (Fd3m) phase during a humidification-dehumidification
 cycle (Fig. 2(a)). The Fd3m phase appeared only at the highest humidity setting (90 % RH).
 250 The phase transition does not involve a significant change in phase topology, making the
 transition more facile compared with the transition to an inverse hexagonal or lamellar phase
 252 - although the Fd3m arrangement is thought to include inverse micelles of differing size
 (Seddon et al., 1990; Shearman et al., 2010).

254



256 Figure 3. Inverse micellar d -spacing vs wt % fructose in the organic mixture under dry (~ 5 %
 RH) and humid (~ 90 % RH) conditions. A clear increase in d -spacing is visible upon
 humidification of each organic film.

258 A coexistent inverse micellar phase is observed for all organic compositions during these
 humidity experiments (Fig. 2(a)-(c) – broad peak at lower q values). This coexistence
 260 represents a heterogeneity within the organic film, implying a similar heterogeneity in physical
 properties. We cannot say for certain whether this phase separation is uniform throughout the
 262 film using this technique. However, the visible shift in the inverse micellar peak position during
 humidity changes suggests that the change is happening in the majority of the film *i.e.* the
 264 inverse micellar is distributed throughout the film.

The inverse micellar d -spacing increases with the amount of fructose in the mixture under dry
 266 and humid conditions (Fig. 3). The inverse micellar phase observed for all fructose-containing
 mixtures studied here has a much larger d -spacing than mixtures without fructose, where a d -
 268 spacing of ~28-32 Å is expected (Fig. S1 – SAXS of a hydrated levitated particle of this
 composition; Mele et al., 2018). Fructose therefore stabilises larger inverse micelles. Notably,
 270 under dry (~5 % RH) conditions fructose seems to have a marked effect on the inverse micellar
 d -spacing. This implies that fructose is collecting within the inverse micellar core and that

272 possibly some water has been accommodated within the structure, explaining the increase in
the average repeat distance between inverse micelles.

274 Increasing the humidity substantially increases the inverse micellar d -spacing for all
compositions. This effect is most potent for the 50 wt % fructose mixture (Fig. 3). The
276 observation highlights the ability of fructose to act as a humectant and stabilise large inverse
micelles. It is worth restating that these inverse micellar phases at high RH are coexistent with
278 more ordered phases. A measure of the hygroscopicity for each coexistent phase can be
extracted from the SAXS data and is presented in the *Hygroscopicity of observed*
280 *nanostructures* section.

282 Hygroscopicity of observed nanostructures

We have compared the hygroscopicity of the observed phases with what can be calculated
284 from Raoult's law for fructose over the RH range studied here.

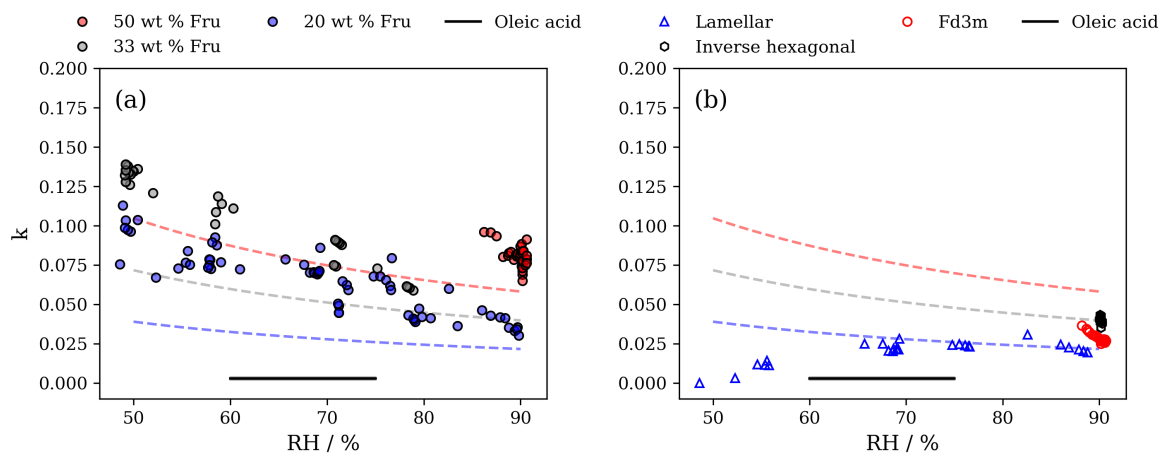


Figure 4. Plots of hygroscopicity parameter (κ) derived from d -spacings vs RH for the inverse
286 micellar phases at different weight percentage fructose (wt % Fru) (a) and for other
288 nanostructures including the lamellar phase (at 20 wt % fructose), inverse hexagonal (at 33
wt % fructose) and close-packed inverse micellar (Fd3m, at 50 wt % fructose) (b). Dashed
290 lines on both plots represent κ calculated for the same fructose-lipid ratio based on Raoult's
law at a particular RH. The colours of the dashed lines correspond to the wt % fructose in the
mixture. The κ value for oleic acid measured by Rickards et al. (2013) is also plotted for
292 reference ($\kappa = 0.003 \pm 0.001$).

κ -Köhler theory derives aerosol hygroscopicity from particle sizes at different water activities
294 (a_w ; Petters and Kreidenweis, 2007). The characteristic d -spacing calculated for each
nanostructure observed here is related to its water content. We have applied κ -Köhler theory
296 by measuring the change in d -spacing with a_w , to describe the hygroscopicity of each phase.
RH was converted to a_w ($a_w = \text{RH}/100$) and it is assumed that the proxy film had equilibrated
298 with the humidity inside the capillary (see the rapid change and equilibration of the d -spacing
observed when changing RH in Fig. 2). Note that κ -Köhler theory is normally applied to aerosol
300 particles linking particle growth with humidity. Here we are not measuring individual particles,
we are measuring nanoscale changes in the structural repeat distances, which are correlated
302 with water content. Equation 2 links the dry (V_d) and water (V_w) volumes with a_w and a
hygroscopicity parameter (κ ; Petters and Kreidenweis, 2007).

$$304 \quad \frac{V_w}{V_d} = \frac{a_w}{(1-a_w)} \kappa \quad (2)$$

306 The calculation of κ is based on the geometry of each phase and the information regarding
 307 the mass and volume fractions of the lipid and water regions derivable from the equilibrium d -
 308 spacings obtained by SAXS (Asghar et al., 2015; Kulkarni et al., 2011). A detailed explanation
 of the calculation of κ is provided in the ESI.

310 This parameterisation of hygroscopicity is based on a simplified model which does not account
 311 for non-ideal solution behaviour. Also, these experiments are not carried out on particle
 312 ensembles or single particles, as has been the application previously (Liu et al., 2021;
 313 Rickards, 2013). As theories of hygroscopicity are in general agreement at higher a_w (RH)
 314 (Rickards, 2013; Clegg et al., 1998; Wexler and Clegg, 2002; Fredenslund et al., 1975;
 315 Topping et al., 2005; Zuend et al., 2008; Zuend et al., 2011), our measurements of κ at high
 316 RH (maximum 90 % RH) are the most informative. However, we caution the over-interpretation
 317 of these κ values in the context of other hygroscopicity studies due to the experimental
 318 differences between this study and others. These κ measurements do however provide a first
 insight into the hygroscopic behaviour of these nanostructures and comparison between these
 results is justified by the same method used to calculate κ .

320 The hygroscopicity of the disordered inverse micellar phase formed at each composition is
 321 higher than what is predicted by Raoult's law for fructose (Fig. 4(a)). These predictions assume
 322 that it is only the fructose that takes up water. Therefore, the formation of the inverse micellar
 323 nanostructure, in addition to the hygroscopicity of the fructose, increases κ beyond what would
 324 be expected from the hygroscopicity of fructose alone.

325 The close-packed inverse micellar phase (Fd3m symmetry) appears to be less hygroscopic
 326 than the Raoult prediction by a factor of ~ 2 at 90 % RH (Fig. 4(b)). This is in contrast to the
 327 disordered inverse micelles coexistent with this nanostructure (Fig. 4(a)). The key difference
 328 between the two nanostructures is that the close-packed inverse micelles are restricted in
 329 space. The inverse hexagonal and lamellar phases are in better agreement with Raoult's law
 330 predictions at > 85 % RH (Fig. 4(b)).

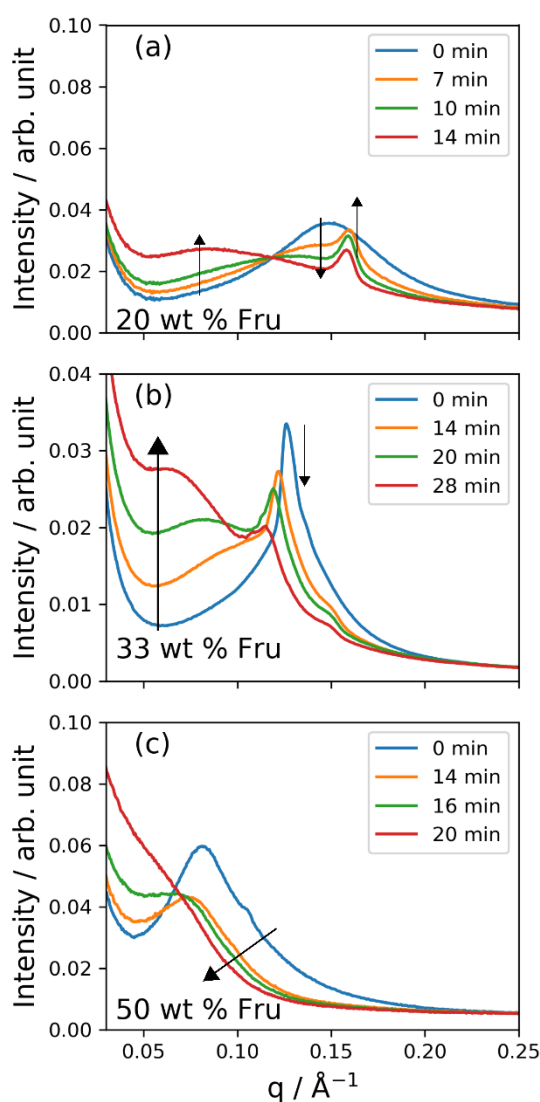
331 The lamellar phase appears to become much less hygroscopic at low RH. This may be
 332 because of an increase in the inter-bilayer attractive forces at lower bilayer separations and/or
 333 more restricted alkyl chains resulting from a more crystalline bilayer (Bahadur et al., 2019). A
 334 crystalline form of this lamellar bilayer has been observed in similar systems (Tandon et al.,
 2001; Milsom et al., 2021b).

335 As a thermodynamic parameter, κ reflects the energy changes involved in changing the nano-
 336 structural parameters associated with phase hydration and dehydration. For the lamellar
 337 phase, work must be done in order to overcome inter- and intra-bilayer repulsion when
 338 increasing and decreasing the volume of water between bilayers (Parsegian et al., 1979). To
 339 clarify, if there is attraction between bilayers, then it is easier for the lamellar phase to lose
 340 water (i.e. lower κ at lower humidities where there is less distance and greater attraction
 341 between bilayers). In the inverse hexagonal phase, the elastic free energy change associated
 342 with a change in cylindrical radius is related to a bending modulus and the curvature of the
 343 cylinder, both of which are associated with the bilayer-forming lipid and are affected by the
 344 addition of other interacting molecules (Chen and Rand, 1997). The close-packed inverse
 345 micellar phase is more sterically restricted than the disordered inverse micelles. The
 346 disordered inverse micellar phase has the least frustrated hydrocarbon tails out of the
 347 nanostructures presented here (i.e. they are not constrained close together, as is the case in
 348 the inverse hexagonal and lamellar phases). Removing water from inverse micelles requires
 349 more energy to do because of the increased curvature that results, explaining the increased
 350

352 κ values for inverse micelles compared with the lamellar, inverse hexagonal and inverse cubic
close-packed phases under similar conditions. These nanostructure-specific considerations
help explain the difference between experiment and prediction.

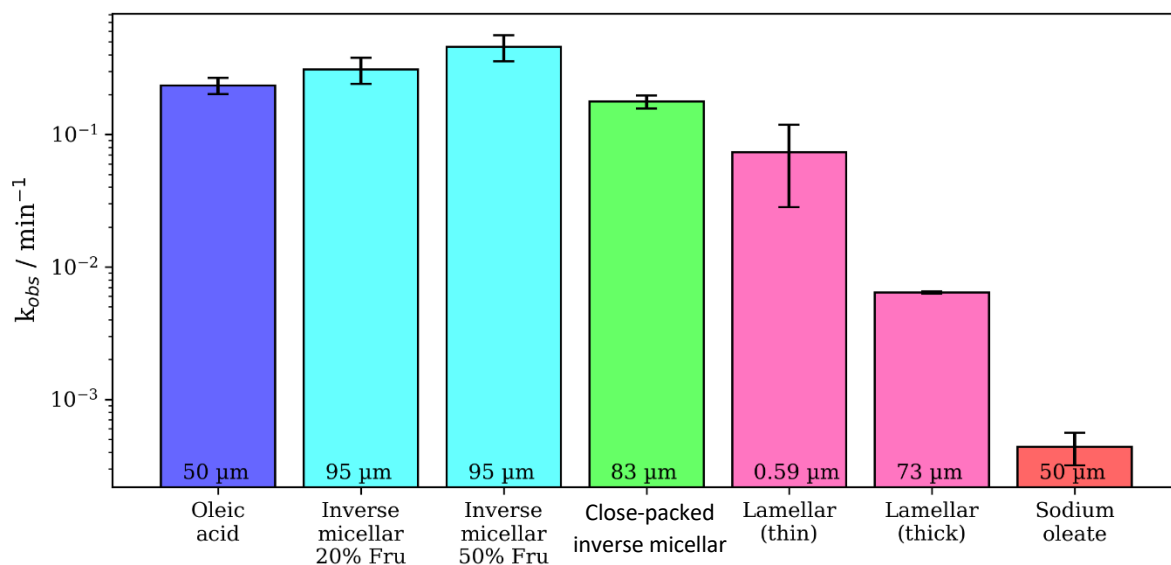
354 All κ values derived from our SAXS data are greater than what has been measured for pure
oleic acid (Fig. 4; Rickards et al., 2013). The addition of fructose alone does not account for
356 all of the differences in κ observed between pure oleic acid, predictions based on Raoult's law
and the nanostructured fatty acid proxy. There must be an effect of the nanostructure formed
358 and this effect is most pronounced for the disordered inverse micellar phase. While the κ
values reported here are substantially (up to nearly 50 times) above those previously
360 measured for oleic acid (Rickards et al. (2013), it should be noted that κ values for highly-
CCN-active salts such as sodium chloride are still higher (between 0.5 and 1.4; Petters and
362 Kreidenweis, 2007), so that the inorganic fraction may be considerably more relevant than the
nanostructure of the organic fraction for the potential of a particle to act as a CCN when
364 considering internal mixtures of organic and inorganic materials in atmospheric particles.

366 Reactivity-nanostructure relationship



368 Figure 5. 1D SAXS patterns during ozonolysis of mixtures of: (a) 20 wt % fructose, (b) 33 wt
 370 % fructose and (c) 50 wt % fructose. Note the shift to low- q of the broad inverse micellar peak
 372 for each composition. An additional phase appears in the first few minutes of reaction for the
 374 20 wt % fructose mixture (a). The additional peaks associated with the ordered inverse micellar
 (P6₃/mmc) are revealed after ~ 20 min for the 33 wt % fructose mixture (b) – these are indexed
 in the ESI. [O₃] = 77 ± 5 ppm, RH < 5 %. The black arrows indicate the progression of different
 peaks from ordered phases with time as a visual guide.

We subjected proxy coatings of fatty acid-fructose mixtures to ozonolysis under dry conditions
 376 analogous to our previous film kinetic study (Milsom et al., 2021a). Figure 5 presents the SAXS
 patterns and phases observed during ozonolysis for the fructose-containing mixtures studied
 378 here. There are broad peaks characteristic of the inverse micellar phase in all mixtures, this
 was the most commonly observed phase under these conditions. An extra feature from an
 380 ordered phase appears during ozonolysis for the 20 wt % fructose mixture (Fig. 5(a)) – this is
 discussed in conjunction with simultaneous Raman spectrometry later (see Fig. 7). An ordered
 382 phase is observed for the 33 wt % fructose film (Fig. 5(b)). Initially, the less intense peaks
 associated with this phase are obscured by the broad overlapping inverse micellar peak. After
 384 ~ 20 min of ozonolysis the broad peak has shifted to lower q and the other peaks are visible.
 These peaks index closest to a hexagonal close-packed inverse micellar phase with P6₃/mmc
 386 symmetry, which has been observed before in levitated droplets of a similar proxy (Pfrang et
 al., 2017) – see ESI for phase indexing. This allowed us to measure the kinetic difference
 388 between ordered and disordered inverse micellar phases.



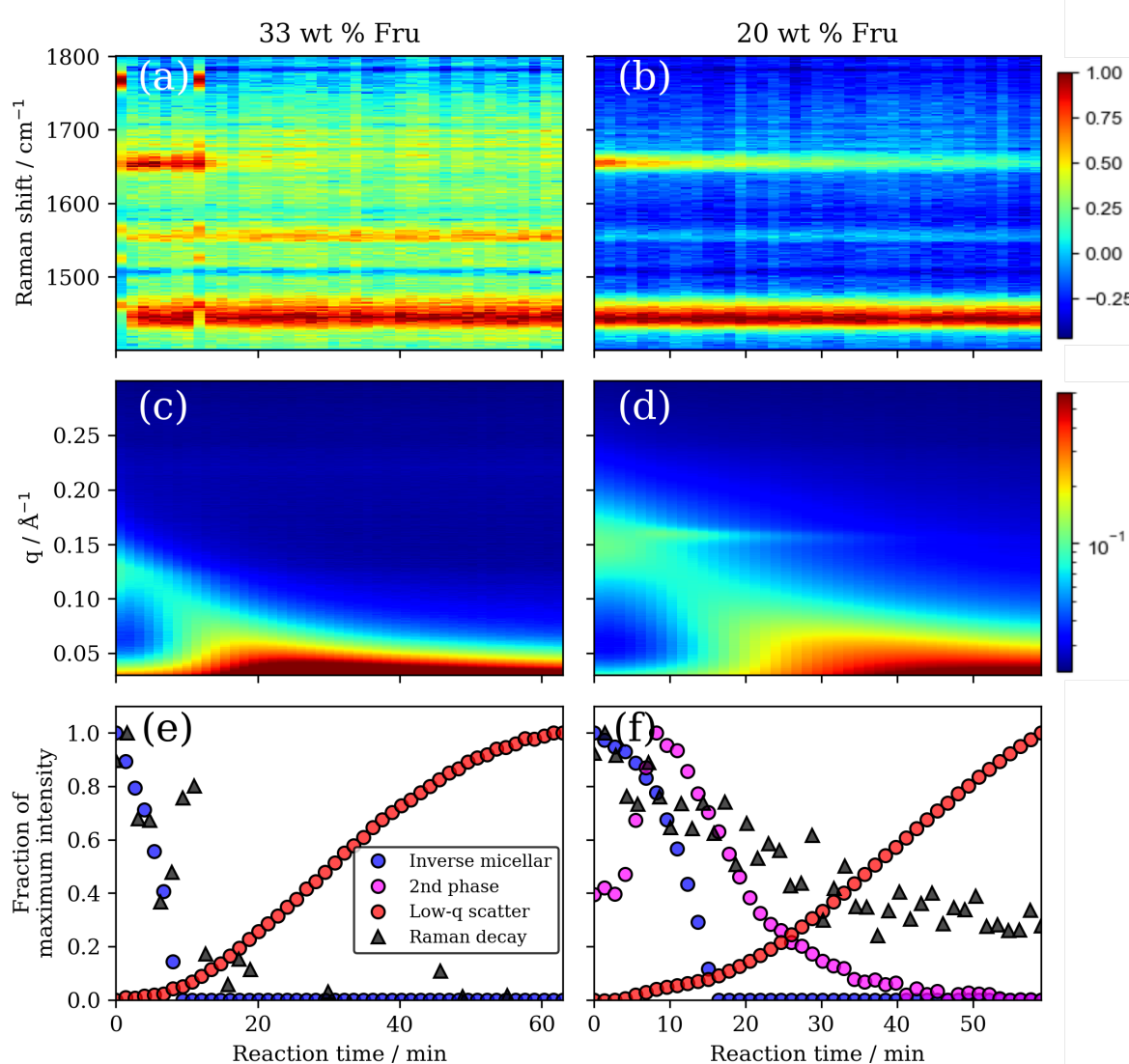
390 Figure 6. Pseudo-first order decay constants (k_{obs}) measured for the oleic acid-ozone reaction
 392 carried out on coated films of different composition and nanostructure. The thickness of each
 film is displayed at the bottom of each bar (see Table S1 in the ESI for all kinetic data and
 394 associated uncertainties). Oleic acid, sodium oleate and lamellar phase data are taken from
 earlier work (Milsom et al., 2021a). The lamellar phase was formed in a dry mixture of oleic
 396 acid: sodium oleate (1:1 wt). Oleic acid and sodium oleate decays were measured by following
 the C=C peak in the Raman spectrum as described in the methods. [O₃] = 77 ± 5 ppm and RH
 398 < 5 %.

Reaction kinetics can be followed by SAXS using an analysis technique that we have
 400 developed (Milsom et al., 2021a). We took advantage of the time resolution offered by a

402 synchrotron experiment to derive kinetic parameters for coated organic films of different
 403 composition and nanostructure (Fig. 6). All kinetic data are summarised in Table S1 and a
 404 more detailed derivation of these kinetic decay parameters is presented in Milsom et al.
 (2021a).

406 The disordered inverse micellar phase reacts faster than the ordered micellar phase coated
 407 at a similar thickness. This is to be expected as the close-packed inverse micelles are locked
 408 into their position, increasing the viscosity of the phase and therefore slowing the diffusion of
 small molecules such as ozone. The viscosity of close-packed inverse micelles can be in the
 order of 10^4 times higher than for the disordered inverse micelles (Pouzot et al., 2007).

410 An order of reactivity exists between nanostructures. We are now able to compare the
 411 reactivity of different phases formed by this proxy system and the reactivity of its constituent
 412 parts (Fig. 6). Going from most to least reactive: inverse micellar > close-packed inverse
 413 micellar > (dry) lamellar. Note that the lamellar phase in this case is anhydrous. As suggested
 414 by Hearn *et al.*, diffusion of ozone past the closely packed lamellar chains is likely to be
 hindered and the rate of reaction reduced as a result, limiting the reaction to the surface of the
 416 film (Hearn et al., 2005).



418 Figure 7. (a) and (b) Raman spectra vs reaction time highlighting the disappearance of the
 oleic acid C=C peak at $\sim 1650 \text{ cm}^{-1}$ and the persistence of the $-\text{CH}_2$ deformation band at \sim

420 1442 cm^{-1} for the 33 and 20 wt % fructose compositions, respectively. (c) and (d) simultaneous
SAXS patterns vs reaction time showing the initial broad inverse micellar peak ($0.12\text{-}0.15 \text{ \AA}^{-1}$)
422 which shifts to lower q and disappears. The increase in low- q scattering is also evident along
with the appearance of a 2nd phase peak for the 20 wt % fructose composition (d). (e) and (f)
424 Plots of maximum peak area intensity vs reaction time for key SAXS and Raman peaks.
Raman decay is measured by following the C=C/-CH₂ peak area ratio.

426 The close-packed (ordered) inverse micellar phase film was $\sim 12 \mu\text{m}$ thinner than the inverse
micellar films. We have shown previously that film thickness can affect reactivity (Milsom et
428 al., 2021a), so we cannot rule out the effect of film thickness in these experiments. Though it
was not possible to control film thickness, comparisons are still possible and actually reveal
430 some stark differences in reactivity. Most notably is the comparison of the sub-micron lamellar
phase film with $\sim 95 \mu\text{m}$ films of inverse micellar phase. The thin lamellar phase film reacts
432 slower than the inverse micellar films despite the ~ 160 -fold difference in film thicknesses.
There is also a difference of nearly two orders of magnitude in reactivity between the thickest
434 lamellar film ($73 \mu\text{m}$) and the inverse micellar films ($95 \mu\text{m}$).

The inverse micellar d -spacing increases (q decreases) as ozonolysis progresses (Fig. 7).
436 This experiment was carried out under dry conditions, so the increase in spacing must be a
result of the reaction rather than any water uptake. We suggest that fructose itself reacts with
438 one of the intermediate products. Common saccharides found in the atmosphere, including
glucose (closely related to fructose), have been shown to react readily with Criegee
440 intermediates that are formed as a result of ozonolysis (Enami et al., 2017). This forms ethers
of greater mass and therefore products are likely to take up more space, accounting for the
442 increase in d -spacing observed during our ozonolysis experiment. Fructose can form an ether
with oleic acid, however, to the author's knowledge, this has only been observed as an
444 enzymatic reaction (Ye and Hayes, 2011). Reaction with a Criegee intermediate is therefore
the most probable explanation.

446 Products may themselves self-assemble. The increase in low- q scattering observed here was
not observed during reactions of similar samples without fructose (Milsom et al., 2021a). This
448 suggests that the species causing the increased low- q scatter is associated with the fructose
in the system. If high-molecular-weight fructose products are formed, the marked increase in
450 low- q scatter suggests that these molecules aggregate into structures with large repeat
distances.

452 A new phase was formed with a peak in q -range of ca. $0.14\text{-}0.16 \text{ \AA}$ during the ozonolysis of
the 20 wt % fructose mixture (Fig. 5(a) and Fig. 7(d)). This was unexpected as it was assumed
454 that self-assembly would be destroyed by chemical reaction of the constituent fatty acid, as
observed previously (Pfrang et al., 2017; Milsom et al., 2021a). This phase took longer to
456 disappear compared with the initial inverse micellar phase. The reaction induced
heterogeneity in the film both in the nanostructure and corresponding physical properties. This
458 observation suggests that there is a dynamic relationship between nanostructure and the
chemical reaction of this fatty acid aerosol proxy. The identity of this phase is uncertain due to
460 the lack of a 2nd order peak in the SAXS pattern, however this peak appears where the dry
lamellar phase peak is expected to occur (Milsom et al., 2021a; Mele et al., 2018) – this is the
462 most likely arrangement. The atmospheric implications of the effect of nanostructure on
reaction kinetics will be discussed in the following section.

464 There is evidence that the oleic acid double-bond persists at the end of the reaction (Fig. 7(b)).
Simultaneous Raman spectroscopy on our deposited films shows clearly that the carbon-
466 carbon double-bond peak associated with oleic acid is still present at the end of the reaction
even though the initial SAXS peaks are not visible. The increase in inverse micellar d -spacing

468 (SAXS peak shift to lower q), the notable increase in low- q scattering and the persistence of
470 the double-bond suggests that oleic acid may be protected by the increase in viscosity
472 expected by the formation of larger molecular mass molecules, which have been identified as
474 products for the oleic acid-ozone system (Reynolds et al., 2006; Zahardis et al., 2005). This
476 persistence is consistent with most of the recent work on coated capillaries and residues
478 observed after oxidising monolayers of atmospheric surfactants (including oleic acid) coated
480 on water (Milsom et al., 2021a; Woden et al., 2021; Woden et al., 2018; Sebastiani et al.,
2022; Sebastiani et al., 2018; Pfrang et al., 2014; for completeness, it should be noted that
King et al., 2009, also reported a residue following oleic acid ozonolysis, although this finding
was subsequently reported to be likely caused by an impurity in the deuterated sample used
in this early study and there was no evidence of such a residue in their most recent work, see
King et al., 2020). This highlights the utility of a simultaneous technique to measure reaction
kinetics (Raman spectroscopy).

482 **Atmospheric implications**

484 A wide distribution of aerosol phase states in the atmosphere has been observed and
486 predicted with global chemistry models (Shiraiwa et al., 2017; Schmedding et al., 2020;
Virtanen et al., 2010). This phase state is dependent on the aerosol's environment, which
488 includes humidity and temperature. Aerosol multiphase processes are strongly affected by the
490 formation of semi-solid and glassy phases due to reduced gas-particle interactions and the
492 effect on particle diffusivity (Berkemeier et al., 2016; Zhou et al. 2019; Zhou et al. 2013;
Mikhailov et al., 2009; Koop et al., 2011; Zobrist et al., 2011). This in turn leads to phase-
494 dependent increases in aerosol atmospheric lifetimes and can facilitate the long-range
transport of an aerosol substantially. Particle phase state and viscous aerosol organic coatings
have been linked to the long-range transport of polycyclic aromatic hydrocarbons (PAHs),
which are particularly harmful to human health by acting as carcinogens (Shrivastava et al.,
2017; Mu et al., 2018).

In the work presented here, we are adding a further organic aerosol component to our bottom-
496 up approach for this fatty acid aerosol proxy system with the addition of the sugar fructose,
which is commonly found in urban and marine emissions. The addition of fructose induces
498 nano-structural changes by acting as a kosmotrope under humidified conditions. This shows
that the nanostructure depends on the organic composition in addition to the relative humidity.
500 The presence of other aerosol components will likely impact the self-assembly reported here,
but, we expect that fatty acid self-assembly still occurs in their presence as briefly outlined
502 below (compare discussion in Pfrang et al., 2017). Uncharged water-soluble components have
been shown to dissolve in the aqueous region of the self-assembled structure, acting as a
504 humectant (in addition to the role as kosmotrope demonstrated for fructose in the present
work) and allowing the self-assembly to occur at lower humidities. Charged water-soluble
506 inorganic components will have the same effect, but in addition, by changing the ionic strength
and head group charge, will shift the phase boundaries between different self-assembled
508 structures. Hydrophobic aerosol components will partition into the non-aqueous regions of the
self-assembled phases promoting the formation of inverse ('water-in-oil') phases.

510 In this study, we quantify two key properties affected by the nanostructure: hygroscopicity and
reactivity. As illustrated in Fig. 4, the nanostructure increases the hygroscopicity parameter (κ)
512 by as much as a factor of ca. 10 to 50 compared to liquid oleic acid. Hygroscopicity determines
the water uptake of aerosol at a specific RH; we have previously shown (Milsom et al., 2022a)
514 that aerosol water content strongly impacts on viscosity. Fig. 6 shows that the aerosol
reactivity changes by nearly two orders of magnitude when altering the nano-structural

516 arrangement e.g. between a 73- μm thick lamellar film and a 95- μm thick inverse micellar film.
517 This strong effect on aerosol reactivity associated with the nanostructure is likely due to
518 changes in viscosity and diffusivity. We acknowledge that the film thicknesses given in Fig. 6
519 are comparatively thick considering that most atmospheric aerosols accumulate in the 0.1–
520 2.5- μm range. However, as discussed in Pfrang et al. (2017), for thermodynamically
521 equilibrated phases, no substantial size dependence is expected and we could confirm
522 consistent self-assembly from 500-nm films to 2-mm droplets, i.e. covering the key size range
523 for atmospheric particles. If some of the phases identified in our atmospheric aerosol proxy
524 were not thermodynamically stable states, the exact phase observed at a given point in the
525 experiment would depend on timescales and therefore droplet size/film thickness, but complex
526 self-assembly would still be expected to occur. In Milsom et al. (2021) we have reported the
527 film thickness-dependent kinetic behaviour and measured the effect of the organic phase on
528 the kinetics.

Previously, we have shown that ozonolysis destroys self-assembly in fatty acid aerosol proxies
530 (Pfrang et al., 2017; Milsom et al., 2021a). Here we additionally show that ozonolysis can
531 induce the formation of a new intermediate molecular arrangement (see Fig. 7(d)),
532 demonstrating the possibility that self-assembly could be induced by the chemical reaction of
533 these atmospheric molecules with ozone. This, in combination with humidity-induced phase
534 changes, suggests a dynamic aerosol phase state which is dependent on the molecular
535 arrangement of the surfactant molecules.

536 Atmospheric aerosols exhibit heterogeneity both in terms of composition and physical
537 properties (Kirpes et al., 2019; Schill et al., 2015). Particle viscosity can become
538 heterogeneous during chemical reaction and exposure to humidity (Hosny et al., 2016). We
539 have now demonstrated that nano-structural heterogeneity exists during humidity change and
540 ozonolysis where different nanostructures coexist. There must therefore be a heterogeneity in
541 hygroscopicity in our proxy films due to the link between nanostructure and κ (see Fig. 4). The
542 formation of an intermediate nanostructure during ozonolysis observed here suggests that
543 viscosity may not be equal throughout the film and that the diffusivity of small molecules such
544 as ozone throughout the particle would also not be uniform, affecting the lifetime of the proxy
545 (Shiraiwa et al., 2011b). The increase in d -spacing we observed between inverse micelles
546 during ozonolysis suggests that larger molecules are formed as a result of the reaction (see
547 Fig. 5 and Fig. 7(c) & (d)). These larger molecules may also contribute to film heterogeneity
548 and alter the reactive lifetime of these molecules.

Sugars and fatty acids, such as fructose and oleic acid, are commonly encountered
550 components of aerosols emitted in urban (Wang et al., 2006) and marine (Fu et al., 2013)
551 environments. Specifically, saccharides (sugars) have been identified along with fatty acids
552 as major components of thick (μm -scale) organic coatings observed on sea spray aerosols
553 (Kirpes et al., 2019) and also in a cafeteria environment (Alves et al., 2020), demonstrating
554 the wide range of environments our proxies represent. Their relative abundances can vary
555 significantly depending on season, time of day and location. In this study we have shown that
556 the proxy sugar content has a substantial impact on aerosol physical properties via a change
557 in nanostructure. We conclude that, as the relative amount of sugar and fatty acid changes
558 between environments, nanostructures could also vary depending on the location and
559 emission type.

560 We have now demonstrated that the reactivity of surface-active oleic acid depends not only
561 on whether it is self-assembled (Pfrang et al., 2017; Milsom et al., 2021a), but also on the
562 specific nanostructure it adopts (see Fig. 7). Our results suggest that the lifetime of surfactant
563 material would depend on nanostructure, which in turn is linked to aerosol composition and

564 which is also affected by relative humidity. We would expect complex behaviour associated
with humidity changes given that nanostructure both influences and is influenced by humidity.
566 The associated surfactant lifetime will also change. It should be noted that we have carried
out the ozonolysis experiments presented here only at low humidity and at high ozone levels;
568 the possible implications of this deviation from atmospheric conditions would merit further
investigation (noting experimental challenges associated with interfering reactions of highly
570 reactive OH radicals potentially produced in ozonolysis studies at high humidities). Our earlier
modelling work (Milsom et al., 2022b) estimated significantly extended half-lives of
572 nanostructured (lamellar-phase) oleic acid for a range of atmospherically relevant film
thicknesses and ozone levels (e.g. a half-life increase of ca. 10 days for a 0.75 μm film in ca.
574 25 ppb ozone; see Fig. 7 in Milsom et al., 2022b). The persistence of surface-active material
has been demonstrated experimentally at the air-water interface (Woden et al., 2021; Woden
576 et al., 2018; Sebastiani et al., 2022; Sebastiani et al., 2018; Pfrang et al., 2014). Simultaneous
Raman microscopy suggests that oleic acid can persist in the films studied here, a finding
578 consistent with non-fructose-containing films of this proxy (Milsom et al., 2021a). We have
demonstrated that the reactive lifetime of oleic acid can vary by orders of magnitude as a result
580 of different molecular arrangements. There is a link between surfactant content and cloud
droplet formation potential as a result of a reduction in surface tension (Bzdek et al., 2020;
582 Ovadnevaite et al., 2017; Facchini et al., 2000; Facchini et al., 1999). Therefore, any increase
in surfactant lifetime would imply a similar increase of the cloud formation potential of a
584 surfactant-containing aerosol, such as aerosols emitted from cooking or sea spray containing
oleic acid and/or related species.

586

Conclusions

588 Our work has clearly shown that changes in the nanostructure, induced by humidity changes,
can directly affect both water uptake and reactivity which are known to be two key aerosol
590 ageing processes.^{e.g. Pöschl, 2005}

Crucially, we have demonstrated and quantified the direct link between the nanostructures
592 formed by fructose-containing fatty acid mixtures and the key aerosol properties of
hygroscopicity and reactivity for the first time by utilising synchrotron SAXS and complimentary
594 Raman microscopy. This combination of SAXS and Raman data allowed us to infer key
atmospheric aerosol properties and extract information from coexistent nanostructures to draw
596 comparisons between these. As a result, heterogeneity could be revealed during humidity
exposure and ozonolysis. Our findings demonstrate that self-assembly of fatty acid
598 nanostructures can alter both water uptake and chemical reactivity. We have also shown that
ozonolysis can induce the formation of a new intermediate molecular arrangement,
600 demonstrating the possibility that self-assembly could be induced by the chemical reaction of
these atmospheric components with ozone. This, in combination with humidity-induced phase
602 changes, suggests a dynamic aerosol phase state which is dependent on the molecular
arrangement of the surfactant molecules.

604 Our work demonstrated the fundamental effects of nanostructure on water uptake and
reactivity. While these parameters in turn affect the particles' impacts on air quality and
606 climate, a direct assessment of these effects is not within the scope of the work presented
here.

608

Data access statement

610 Data supporting with this study are available in the supporting information and from the
611 corresponding author upon request.

612

Conflicts of interest

614 There are no conflicts to declare.

Acknowledgements

616 This work was carried out with the support of the Diamond Light Source (DLS), instrument I22
618 (proposal SM21663). AM wishes to acknowledge funding from NERC SCENARIO DTP award
619 number NE/L002566/1 and CENTA DTP. The work was supported by NERC (research grant
620 NE/T00732X/1). The authors would like to thank Nick Terrill (DLS), Tim Snow (DLS) and Lee
621 Davidson (DLS) for technical support during beamtime experiments; Jacob Boswell is
622 acknowledged for help at beamtimes. The authors are grateful to the Central Laser Facility for
623 access to key equipment for the Raman work simultaneously to the DLS beamtime
624 experiments.

References

- 626 Alpert, P. A., Arroyo, P. C., Dou, J., Krieger, U. K., Steimer, S. S., Förster, J. D., Ditas, F.,
628 Pöhlker, C., Rossignol, S., Passananti, M., Perrier, S., George, C., Shiraiwa, M.,
629 Berkemeier, T., Watts, B., and Ammann, M.: Visualizing reaction and diffusion in xan-
630 than gum aerosol particles exposed to ozone, *Phys. Chem. Chem. Phys.*, 21, 20613–
20627, <https://doi.org/10.1039/c9cp03731d>, 2019.
- 632 Alves, C. A., Vicente, E. D., Evtugina, M., Vicente, A. M., Nunes, T., Lucarelli, F., Calzolari,
634 G., Nava, S., Calvo, A. I., Alegre, C. del B., Oduber, F., Castro, A., and Fraile, R.:
Indoor and outdoor air quality: A university cafeteria as a case study, *Atmos. Pollut.*
Res., 11, 531–544, <https://doi.org/10.1016/j.apr.2019.12.002>, 2020.
- 636 Asghar, K. A., Rowlands, D. A., Elliott, J. M., and Squires, A. M.: Predicting Sizes of
638 Hexagonal and Gyroid Metal Nanostructures from Liquid Crystal Templating, *ACS*
Nano, 9, 10970–10978, <https://doi.org/10.1021/acsnano.5b04176>, 2015.
- 640 Bahadur, J., Das, A., and Sen, D.: Evaporation-induced structural evolution of the lamellar
mesophase: a time-resolved small-angle X-ray scattering study, *J. Appl. Crystallogr.*,
52, 1169–1175, <https://doi.org/10.1107/S1600576719011671>, 2019.
- 642 Berkemeier, T., Steimer, S. S., Krieger, U. K., Peter, T., Pöschl, U., Ammann, M., and
644 Shiraiwa, M.: Ozone uptake on glassy, semi-solid and liquid organic matter and the
role of reactive oxygen intermediates in atmospheric aerosol chemistry, *Phys. Chem.*
Chem. Phys., 18, 12662–12674, <https://doi.org/10.1039/c6cp00634e>, 2016.
- 646 Boucher, O., Randall, D., Artaxo, P., Bretherton, C., Feingold, G., Forster, P., Kerminen, V.-
648 M., Kondo, Y., Liao, H., Lohmann, U., Rasch, P., Satheesh, S. K., Sherwood, S.,
Stevens, B., and Zhang, X. Y.: Clouds and Aerosols, in: *Climate Change 2013 – The*
Physical Science Basis, edited by: Intergovernmental Panel on Climate Change,
650 Cambridge University Press, Cambridge, 571– 658, ISBN 978-1-107-05799-1, 2013.
- 652 Bzdek, B. R., Reid, J. P., Malila, J., and Prisle, N. L.: The surface tension of surfactant-
containing, finite volume droplets, *P. Natl. Acad. Sci. USA*, 117, 8335–8343,
<https://doi.org/10.1073/pnas.1915660117>, 2020.

- 654 Chan, C. K. and Yao, X.: Air pollution in mega cities in China, *Atmos. Environ.*, 42, 1–42,
<https://doi.org/10.1016/j.atmosenv.2007.09.003>, 2008.
- 656 Chen, Z., and Rand, R. P.: The influence of cholesterol on phospholipid membrane
curvature and bending elasticity, *Biophys. J.*, 73, 267–276,
658 [https://doi.org/10.1016/S0006-3495\(97\)78067-6](https://doi.org/10.1016/S0006-3495(97)78067-6), 1997.
- Clegg, S. L., Brimblecombe, P., and Wexler, A. S.: Thermodynamic Model of the System
660 $H^+ - NH_4^+ - Na^+ - SO_4^{2-} - NO_3^- - Cl^- - H_2O$ at 298.15 K, *J. Phys. Chem. A*, 102, 2155–2171,
<https://doi.org/10.1021/jp973043j>, 1998.
- 662 Enami, S., Hoffmann, M. R., and Colussi, A. J.: Electrospray Mass Spectrometric Detection
of Products and Short-Lived Intermediates in Aqueous Aerosol Microdroplets
664 Exposed to a Reactive Gas, *J. Phys. Chem. Lett.*, 8, 3888–3894,
<https://doi.org/10.1021/jp075505r>, 2017.
- 666 Facchini, M. C., Mircea, M., Fuzzi, S., and Charlson, R. J.: Cloud albedo enhancement by
surface-active organic solutes in growing droplets, *Nature*, 401, 257–259,
668 <https://doi.org/10.1038/45758>, 1999.
- Facchini, M. C., Decesari, S., Mircea, M., Fuzzi, S., and Loglio, G.: Surface tension of
670 atmospheric wet aerosol and cloud/fog droplets in relation to their organic carbon
content and chemical composition, *Atmos. Environ.*, 34, 4853–4857,
672 [https://doi.org/10.1016/S1352-2310\(00\)00237-5](https://doi.org/10.1016/S1352-2310(00)00237-5), 2000.
- Fredenslund, A., Jones, R. L., and J. M. Prausnitz, J. M.: Group-contribution estimation of
674 activity coefficients in nonideal liquid mixtures, *AIChE J.*, 21, 1086–1099,
<https://doi.org/10.1002/aic.690210607>, 1975.
- 676 Fu, P. Q., Kawamura, K., Chen, J., Charrière, B., and Sempéré, R.: Organic molecular
composition of marine aerosols over the Arctic Ocean in summer: contributions of
678 primary emission and secondary aerosol formation, *Biogeosciences*, 10, 653–667,
<https://doi.org/10.5194/bg-10-653-2013>, 2013.
- 680 Fu, P., Kawamura, K., Okuzawa, K., Aggarwal, S. G., Wang, G., Kanaya, Y., and Wang, Z.:
Organic molecular compositions and temporal variations of summertime mountain
682 aerosols over Mt. Tai, North China Plain, *J. Geophys. Res. Atmos.*, 113, 1–20,
<https://doi.org/10.1029/2008JD009900>, 2008.
- 684 Gallimore, P. J., Griffiths, P. T., Pope, F. D., Reid, J. P., and Kalberer, M.: Comprehensive
modeling study of ozonolysis of oleic acid aerosol based on real-time, online
686 measurements of aerosol composition, *J. Geophys. Res.*, 122, 4364–4377,
<https://doi.org/10.1002/2016JD026221>, 2017.
- 688 Harrison, R. M.: Airborne particulate matter, *Philos. Trans. R. Soc. A Math. Phys. Eng. Sci.*,
378, 20190319, <https://doi.org/10.1098/rsta.2019.0319>, 2020.
- 690 Hearn, J. D., Smith, G. D., and Lovett, A. J.: Ozonolysis of oleic acid particles: evidence for
a surface reaction and secondary reactions involving Criegee intermediates, *Phys.*
692 *Chem. Chem. Phys.*, 7, 501–511, <https://doi.org/10.1039/B414472D>, 2005.
- Hosny, N. A., Fitzgerald, C., Vyšniauskas, A., Athanasiadis, A., Berkemeier, T., Uygur, N.,
694 Pöschl, U., Shiraiwa, M., Kalberer, M., Pope, F. D., and Kuimova, M. K.: Direct
imaging of changes in aerosol particle viscosity upon hydration and chemical aging,
696 *Chem. Sci.*, 7, 1357–1367, <https://doi.org/10.1039/c5sc02959g>, 2016.
- Iwahashi, M., Yamaguchi, Y., Kato, T., Horiuchi, T., Sakurai, I., and Suzuki, M.: Temperature
698 dependence of molecular conformation and liquid structure of cis-9-octadecenoic
acid, *J. Phys. Chem.*, 95, 445–451, <https://doi.org/10.1021/j100154a078>, 1991.

- 700 Jimenez, J. L., Canagaratna, M. R., Donahue, N. M., Prevot, A. S. H., Zhang, Q., Kroll, J. H.,
 DeCarlo, P. F., Allan, J. D., Coe, H., Ng, N. L., Aiken, A. C., Docherty, K. S., Ulbrich, I.
 702 M., Grieshop, A. P., Robinson, A. L., Duplissy, J., Smith, J. D., Wilson, K. R., Lanz,
 V. A., Hueglin, C., Sun, Y. L., Tian, J., Laaksonen, A., Raatikainen, T., Rautiainen, J.,
 704 Vaattovaara, P., Ehn, M., Kulmala, M., Tomlinson, J. M., Collins, D. R., Cubison, M.
 J., Dunlea, J., Huffman, J. A., Onasch, T. B., Alfarra, M. R., Williams, P. I., Bower, K.,
 706 Kondo, Y., Schneider, J., Drewnick, F., Borrmann, S., Weimer, S., Demerjian, K.,
 Salcedo, D., Cottrell, L., Griffin, R., Takami, A., Miyoshi, T., Hatakeyama, S.,
 708 Shimono, A., Sun, J. Y., Zhang, Y. M., Dzepina, K., Kimmel, J. R., Sueper, D., Jayne,
 J. T., Herndon, S. C., Trimborn, A. M., Williams, L. R., Wood, E. C., Middlebrook, A.
 710 M., Kolb, C. E., Baltensperger, U., and Worsnop, D. R.: Evolution of Organic Aerosols
 in the Atmosphere, *Science*, 326, 1525–1529,
 712 <https://doi.org/10.1126/science.1180353>, 2009.
- Kang, M., Yang, F., Ren, H., Zhao, W., Zhao, Y., Li, L., Yan, Y., Zhang, Y., Lai, S., Zhang,
 714 Y., Yang, Y., Wang, Z., Sun, Y. and Fu, P.: Influence of continental organic aerosols
 to the marine atmosphere over the East China Sea: Insights from lipids, PAHs and
 716 phthalates, *Sci. Total Environ.*, 607–608, 339–350,
<https://doi.org/10.1016/j.scitotenv.2017.06.214>, 2017.
- 718 King, M. D., Jones, S. H., Lucas, C. O. M., Thompson, K. C., Rennie, A. R., Ward, A. D.,
 Marks, A. A., Fisher, F. N., Pfrang, C., Hughes, A. V., and Campbell, R. A.: The
 720 reaction of oleic acid monolayers with gas-phase ozone at the air-water interface: The
 effect of sub-phase viscosity, and inert secondary components, *Phys. Chem. Chem.*
 722 *Phys.*, 22, 28032–28044, <https://doi.org/10.1039/d0cp03934a>, 2020.
- King, M. D., Rennie, A. R., Pfrang, C., Hughes, A. V., and Thompson, K. C.: Interaction of
 724 nitrogen dioxide (NO₂) with a monolayer of oleic acid at the air-water interface – A
 simple proxy for atmospheric aerosol, *Atmos. Environ.*, 44, 1822–1825,
 726 <https://doi.org/10.1016/j.atmosenv.2010.01.031>, 2010.
- King, M. D., Rennie, A. R., Thompson, K. C., Fisher, F. N., Dong, C. C., Thomas, R. K.,
 728 Pfrang, C. and Hughes, A. V.: Oxidation of oleic acid at the air-water interface and its
 potential effects on cloud critical supersaturations, *Phys. Chem. Chem. Phys.*,
 730 11(35), 7699–7707, <https://doi.org/10.1039/b906517b>, 2009.
- Kirpes, R. M., Bonanno, D., May, N. W., Fraund, M., Barget, A. J., Moffet, R. C., Ault, A. P.
 732 and Pratt, K. A.: Winter-time Arctic Sea Spray Aerosol Composition Controlled by
 Sea Ice Lead Microbiology, *ACS Cent. Sci.*, 5(11), 1760–1767,
 734 <https://doi.org/10.1021/acscentsci.9b00541>, 2019.
- Koop, T., Bookhold, J., Shiraiwa, M., and Pöschl, U.: Glass transition and phase state of
 736 organic compounds: Dependency on molecular properties and implications for
 secondary organic aerosols in the atmosphere, *Phys. Chem. Chem. Phys.*, 13,
 738 19238–19255, <https://doi.org/10.1039/c1cp22617g>, 2011.
- Koynova, R., Brankov, J., and Tenchov, B.: Modulation of lipid phase behavior by
 740 kosmotropic and chaotropic solutes : Experiment and thermodynamic theory, *Eur.*
Biophys. J., 25, 261–274, <https://doi.org/10.1007/s002490050038>, 1997.
- 742 Kulkarni, C. V., Wachter, W., Iglesias-Salto, G., Engelskirchen, S., and Ahualli, S.:
 Monoolein: a magic lipid? *Phys. Chem. Chem. Phys.*, 13, 3004–3021,
 744 <https://doi.org/10.1039/C0CP01539C>, 2011.
- Li, G., Su, H., Ma, N., Tao, J., Kuang, Y., Wang, Q., Hong, J., Zhang, Y., Kuhn, U., Zhang,
 746 S., Pan, X., Lu, N., Tang, M., Zheng, G., Wang, Z., Gao, Y., Cheng, P., Xu, W., Zhou,
 G., Zhao, C., Yuan, B., Shao, M., Ding, A., Zhang, Q., Fu, P., Sun, Y., Pöschl, U., and
 748 Cheng, Y.: Multiphase chemistry experiment in Fogs and Aerosols in the North China

- 750 Plain (McFAN): integrated analysis and intensive winter campaign 2018, *Faraday Discuss.*, 226, 207–222, <https://doi.org/10.1039/D0FD00099J>, 2021.
- 752 Li, T., Senesi, A. J., and Lee, B.: Small Angle X-ray Scattering for Nanoparticle Research, *Chem. Rev.*, 116, 11128–11180, <https://doi.org/10.1021/acs.chemrev.5b00690>, 2016.
- 754 Libster, D., Ben Ishai, P., Aserin, A., Shoham, G., and Garti, N.: From the microscopic to the mesoscopic properties of lyotropic reverse hexagonal liquid crystals, *Langmuir*, 24, 2118–2127, <https://doi.org/10.1021/la702570v>, 2008.
- 756 Lindblom, G. and Orädd, G.: NMR Studies of translational diffusion in lyotropic liquid crystals and lipid membranes, *Prog. Nucl. Mag. Res. Sp.*, 26, 483–515, [https://doi.org/10.1016/0079-6565\(94\)80014-6](https://doi.org/10.1016/0079-6565(94)80014-6), 1994.
- 762 Liu, J., Zhang, F., Xu, W., Chen, L., Ren, J., Jiang, S., Sun Y., and Li, Z.: A Large Impact of Cooking Organic Aerosol (COA) on Particle Hygroscopicity and CCN Activity in Urban Atmosphere, *J. Geophys. Res. Atmos.*, 126, 8, e2020JD03362, <https://doi.org/10.1029/2020JD033628>, 2021.
- 764 Mele, S., Söderman, O., Ljusberg-Wahrén, H., Thureson, K., Monduzzi, M., and Nylander, T.: Phase behavior in the biologically important oleic acid/sodium oleate/water system, *Chem. Phys. Lipids*, 211, 30–36, <https://doi.org/10.1016/j.chemphyslip.2017.11.017>, 2018.
- 770 Mikhailov, E., Vlasenko, S., Martin, S. T., Koop, T., and Pöschl, U.: Amorphous and crystalline aerosol particles interacting with water vapor: conceptual framework and experimental evidence for restructuring, phase transitions and kinetic limitations, *Atmos. Chem. Phys.*, 9, 9491–9522, <https://doi.org/10.5194/acp-9-9491-2009>, 2009.
- 772 Milsom, A., Squires, A. M., Ward, A. D., and Pfrang, C.: Molecular Self-Organization in Surfactant Atmospheric Aerosol Proxies, *Acc. Chem. Res.*, 56, 2555–2568, <https://doi.org/10.1021/acs.accounts.3c00194>, 2023.
- 774 Milsom, A., Squires, A. M., Quant, I., Terrill, N. J., Huband, S., Woden, B., Cabrera-Martinez, E. R., and Pfrang, C.: Exploring the Nanostructures Accessible to an Organic Surfactant Atmospheric Aerosol Proxy, *J. Phys. Chem. A*, 126, 7331–7341, <https://doi.org/10.1021/acs.jpca.2c04611>, 2022a.
- 778 Milsom, A., Squires, A. M., Ward, A. D., and Pfrang, C.: The impact of molecular self-organisation on the atmospheric fate of a cooking aerosol proxy, *Atmos. Chem. Phys.*, 22, 4895–4907, <https://doi.org/10.5194/acp-22-4895-2022>, 2022b.
- 782 Milsom, A., Squires, A. M., Skoda, M. W. A., Gutfreund, P., Mason, E., Terrill, N. J., and Pfrang, C.: The evolution of surface structure during simulated atmospheric ageing of nano-scale coatings of an organic surfactant aerosol proxy, *Environ. Sci. Atmos.*, 2, 964–977, <https://doi.org/10.1039/D2EA00011C>, 2022c.
- 786 Milsom, A., Squires, A. M., Woden, B., Terrill, N. J., Ward, A. D., and Pfrang, C.: The persistence of a proxy for cooking emissions in megacities: a kinetic study of the ozonolysis of self-assembled films by simultaneous small and wide angle X-ray scattering (SAXS/WAXS) and Raman microscopy, *Faraday Discuss.*, 226, 364–381, <https://doi.org/10.1039/D0FD00088D>, 2021a.
- 792 Milsom, A., Squires, A. M., Boswell, J., Terrill, N. J., Ward, A. D., Pfrang, C., Data supporting the study “An organic crystalline state in ageing atmospheric aerosol proxies: spatially resolved structural changes in levitated fatty acid particles” by Milsom et al. (2021), Zenodo [data set], <https://doi.org/10.5281/zenodo.5471408>, 2021b.
- 794 Mu, Q., Shiraiwa, M., Octaviani, M., Ma, N., Ding, A., Su, H., Lammel, G., Pöschl, U., and

- 796 Cheng, Y.: Temperature effect on phase state and reactivity controls atmospheric
multi-phase chemistry and transport of PAHs, *Sci. Adv.*, 4, eaap7314,
<https://doi.org/10.1126/sciadv.aap7314>, 2018.
- 798 Orädd, G., Lindblom, G., Fontell, K., and Ljusberg-Wahren, H.: Phase diagram of soybean
800 phosphatidylcholine-diacylglycerol-water studied by x-ray diffraction and ³¹P- and
pulsed field gradient ¹H-NMR: evidence for reversed micelles in the cubic phase,
Biophys. J., 68, 1856–1863, [https://doi.org/10.1016/S0006-3495\(95\)80362-0](https://doi.org/10.1016/S0006-3495(95)80362-0), 1995.
- 802 Ots, R., Vieno, M., Allan, J. D., Reis, S., Nemitz, E., Young, D. E., Coe, H., Di Marco, C.,
804 Detournay, A., Mackenzie, I. A., Green, D. C., and Heal, M. R.: Model simulations of
cooking organic aerosol (COA) over the UK using estimates of emissions based on
806 measurements at two sites in London, *Atmos. Chem. Phys.*, 16, 13773–13789,
[https://doi.org/10.5194/acp-16-13773-](https://doi.org/10.5194/acp-16-13773-2016) 2016, 2016.
- 808 Ovadnevaite, J., Zuend, A., Laaksonen, A., Sanchez, K. J., Roberts, G., Ceburnis, D.,
Decesari, S., Rinaldi, M., Hodas, N., Facchini, M. C., Seinfeld, J. H., and O'Dowd, C.:
810 Surface tension prevails over solute effect in organic-influenced cloud droplet activa-
tion, *Nature*, 546, 637–641, <https://doi.org/10.1038/nature22806>, 2017.
- 812 Parsegian, V. A., Fuller, N., and Rand, R. P.: Measured work of deformation and repulsion of
lecithin bilayers, *Proc. Natl. Acad. Sci. U. S. A.*, 76, 2750–2754,
<https://doi.org/10.1073/pnas.76.6.2750>, 1979.
- 814 Pauw, B. R.: Everything SAXS: small-angle scattering pattern collection and correction, *J.*
816 *Phys. Condens. Matter*, 25, 383201, <https://doi.org/10.1088/0953-8984/25/38/383201>,
2013.
- 818 Petters, M. D., and Kreidenweis, S. M.: A single parameter representation of hygroscopic
growth and cloud condensation nucleus activity, *Atmos. Chem. Phys.*, 7, 1961–1971,
<https://doi.org/10.5194/acp-7-1961-2007>, 2007.
- 820 Pfrang, C., Rastogi, K., Cabrera-Martinez, E. R., Seddon, A. M., Dicko, C., Labrador, A.,
822 Plivelic, T. S., Cowieson, N., and Squires, A. M.: Complex three-dimensional self-
assembly in proxies for atmospheric aerosols, *Nat. Commun.*, 8, 1724,
<https://doi.org/10.1038/s41467-017-01918-1>, 2017.
- 824 Pfrang, C., Sebastiani, F., Lucas, C. O. M., King, M. D., Hoare, I. D., Chang, D., and
826 Campbell, R. A.: Ozonolysis of methyl oleate monolayers at the air-water interface:
Oxidation kinetics, reaction products and atmospheric implications, *Phys. Chem.*
Chem. Phys., 16, 13220–13228, <https://doi.org/10.1039/c4cp00775a>, 2014.
- 828 Pfrang, C., Shiraiwa, M., and Pöschl, U.: Chemical ageing and transformation of diffusivity in
830 semi-solid multi-component organic aerosol particles, *Atmos. Chem. Phys.*, 11, 7343–
7354, <https://doi.org/10.5194/acp-11-7343-2011>, 2011.
- 832 Pfrang, C., Shiraiwa, M., and Pöschl, U.: Coupling aerosol surface and bulk chemistry with a
kinetic double layer model (K2-SUB): oxidation of oleic acid by ozone, *Atmos. Chem.*
Phys., 10, 4537–4557, <https://doi.org/10.5194/acp-10-4537-2010>, 2010.
- 834 Pöschl, U.: Atmospheric Aerosols: Composition, Transformation, Climate and Health Effects,
836 *Angew. Chemie Int. Ed.*, 44, 7520–7540, <https://doi.org/10.1002/anie.200501122>,
2005.
- 838 Pouzot, M., Mezzenga, R., Leser, M., Sagalowicz, L., Guillote, S., and Glatter, O.: Structural
and Rheological Investigation of Fd3m Inverse Micellar Cubic Phases, *Langmuir*, 23,
9618–9628, <https://doi.org/10.1021/la701206a>, 2007.
- 840 Reid, J. P., Bertram, A. K., Topping, D. O., Laskin, A., Martin, S. T., Petters, M. D., Pope, F.

- 842 D., and Rovelli, G.: The viscosity of atmospherically relevant organic particles, *Nat. Commun.*, 9, 1–14, <https://doi.org/10.1038/s41467-018-03027-z>, 2018.
- 844 Renbaum-Wolff, L., Grayson, J. W., Bateman, A. P., Kuwata, M., Sellier, M., Murray, B. J.,
Shilling, J. E., Martin, S. T., and Bertram, A. K.: Viscosity of α -pinene secondary
846 organic material and implications for particle growth and reactivity, *P. Natl. Acad. Sci. USA*, 110, 8014–8019, <https://doi.org/10.1073/pnas.1219548110>, 2013.
- 848 Reynolds, J. C., Last, D. J., McGillen, M., Nijs, A., Horn, A. B., Percival, C., Carpenter, L. J.,
and Lewis, A. C.: Structural analysis of oligomeric molecules formed from the reaction
850 products of oleic acid ozonolysis, *Environ. Sci. Technol.*, 40, 6674–6681,
<https://doi.org/10.1021/es060942p>, 2006.
- 852 Richardson, S. J., Staniec, P. A., Newby, G. E., Rawle, J. L., Slaughter, A. R., Terrill, N. J.,
Elliott, J. M., and Squires, A. M.: Glycerol prevents dehydration in lipid cubic phases,
Chem. Commun., 51, 11386–11389, <https://doi.org/10.1039/C5CC03771A>, 2015.
- 854 Rickards, A. M. J., Miles, R. E. H., Davies, J. F., Marshall, F. H., and Reid, J. P.:
856 Measurements of the sensitivity of aerosol hygroscopicity and the κ parameter to the
O/C ratio, *J. Phys. Chem. A*, 117, 14120–14131, <https://doi.org/10.1021/jp407991n>,
2013.
- 858 Rudich, Y., Donahue, N. M., and Mentel, T. F.: Aging of Organic Aerosol: Bridging the Gap
860 Between Laboratory and Field Studies, *Annu. Rev. Phys. Chem.*, 58, 321–352,
<https://doi.org/10.1146/annurev.physchem.58.032806.104432>, 2007.
- 862 Schill, S. R., Collins, D. B., Lee, C., Morris, H. S., Novak, G. A., Prather, K. A., Quinn, P. K.,
Sultana, C. M., Tivanski, A. V., Zimmermann, K., Cappa, C. D., and Bertram, T. H.:
864 The Impact of Aerosol Particle Mixing State on the Hygroscopicity of Sea Spray
Aerosol, *ACS Cent. Sci.*, 1, 132–141, <https://doi.org/10.1021/acscentsci.5b00174>,
2015.
- 866 Schmedding, R., Rasool, Q. Z., Zhang, Y., Pye, H. O. T., Zhang, H., Chen, Y., Surratt, J. D.,
868 Lopez-Hilfiker, F. D., Thornton, J. A., Goldstein, A. H., and Vizuete, W.: Predicting
secondary organic aerosol phase state and viscosity and its effect on multiphase
870 chemistry in a regional-scale air quality model, *Atmos. Chem. Phys.*, 20, 8201–8225,
<https://doi.org/10.5194/acp-20-8201-2020>, 2020.
- 872 Sebastiani, F., Campbell, R. A., and Pfrang, C.: Night-time oxidation at the air–water
interface: co-surfactant effects in binary mixtures, *Environ. Sci.: Atmos.*, 2, 1324–
1337, <https://doi.org/10.1039/D2EA00056C>, 2022.
- 874 Sebastiani, F., Campbell, R. A., Rastogi, K., and Pfrang, C.: Night-time oxidation of
876 surfactants at the air–water interface: effects of chain length, head group and
saturation, *Atmos. Chem. Phys.*, 18, 3249–3268, [https://doi.org/10.5194/acp-18-3249-
2018](https://doi.org/10.5194/acp-18-3249-2018), 2018.
- 878 Seddon, J. M., Bartle, E. A., and Mingins, J.: Inverse cubic liquid-crystalline phases of
880 phospholipids and related lyotropic systems, *J. Phys. Condens. Matter*, 2, 285–290,
<https://doi.org/10.1088/0953-8984/2/S/043>, 1990.
- 882 Shearman, G. C., Tyler, A. I. I., Brooks, N. J., Templer, R. H., Ces, O., Law, R. V., and
Seddon, J. M.: Ordered micellar and inverse micellar lyotropic phases. *Liquid
884 Crystals, Liq. Cryst.*, 37, 679–694, <http://dx.doi.org/10.1080/02678292.2010.484917>,
2010.
- 886 Shiraiwa, M., Li, Y., Tsimpidi, A. P., Karydis, V. A., Berkemeier, T., Pandis, S. N., Lelieveld,
J., Koop, T., and Pöschl, U.: Global distribution of particle phase state in atmo-
spheric secondary organic aerosols, *Nat. Commun.*, 8, 1–7,

- 888 <https://doi.org/10.1038/ncomms15002>, 2017.
- 890 Shiraiwa, M., Pfrang, C., Koop, T., and Pöschl, U.: Kinetic multi-layer model of gas-particle
891 interactions in aerosols and clouds (KM-GAP): Linking condensation, evaporation and
892 chemical reactions of organics, oxidants and water, *Atmos. Chem. Phys.*, 12, 2777–
2794, <https://doi.org/10.5194/acp-12-2777-2012>, 2012.
- 894 Shiraiwa, M., Ammann, M., Koop, T., and Pöschl, U.: Gas uptake and chemical aging of
semisolid organic aerosol particles, *P. Natl. Acad. Sci. USA*, 108, 11003–11008,
<https://doi.org/10.1073/pnas.1103045108>, 2011a.
- 896 Shiraiwa, M., Ammann, M., Koop, T., and Pöschl, U.: Gas uptake and chemical aging of
semisolid organic aerosol particles, *P. Natl. Acad. Sci. USA*, 108, 11003–11008,
898 Supplementary material: DOI:10.1073/pnas.1103045108/-/DCSupplemental, 2011b.
- 900 Shiraiwa, M., Pfrang, C., and Pöschl, U.: Kinetic multi-layer model of aerosol surface and
bulk chemistry (KM-SUB): the influence of interfacial transport and bulk diffusion on
901 the oxidation of oleic acid by ozone, *Atmos. Chem. Phys.*, 10, 3673–3691,
902 <https://doi.org/10.5194/acp-10-3673-2010>, 2010.
- 904 Shrivastava, M., Cappa, C. D., Fan, J., Goldstein, A. H., Guenther, A. B., Jimenez, J. L.,
Kuang, C., Laskin, A., Martin, S. T., Ng, N. L., Petaja, T., Pierce, J. R., Rasch, P. J.,
905 Roldin, P., Seinfeld, J. H., Shilling, J., Smith, J. N., Thornton, J. A., Volkamer, R.,
906 Wang, J., Worsnop, D. R., Zaveri, R. A., Zelenyuk, A., and Zhang, Q.: Recent
advances in understanding secondary organic aerosol: Implications for global climate
907 forcing, *Rev. Geophys.*, 55, 509–559, <https://doi.org/10.1002/2016RG000540>, 2017a.
- 910 Shrivastava, M., Lou, S., Zelenyuk, A., Easter, R. C., Corley, R. A., Thrall, B. D., Rasch, P.
J., Fast, J. D., Simonich, S. L. M., Shen, H., and Tao, S.: Global long-range transport
911 and lung cancer risk from polycyclic aromatic hydrocarbons shielded by coatings of
organic aerosol, *P. Natl. Acad. Sci. USA*, 114, 1246–1251,
912 <https://doi.org/10.1073/pnas.1618475114>, 2017b.
- 914 Stavroulas, I., Bougiatioti, A., Grivas, G., Liakakou, E., Petrinoli, K., Kourtidis, K.,
Gerasopoulos, E., and Mihalopoulos, N.: Cooking as an organic aerosol source
915 leading to urban air quality degradation, *Sci. Total Environ.*, <https://doi.org/10.1016/j.scitotenv.2023.168031>, 2024.
- 918 Tandon, P., Raudenkolb, S., Neubert, R. H. H., Rettig, W., and Wartewig, S.: X-ray
diffraction and spectroscopic studies of oleic acid-sodium oleate, *Chem. Phys. Lipids*,
919 109, 37–45, [https://doi.org/10.1016/S0009-3084\(00\)00207-3](https://doi.org/10.1016/S0009-3084(00)00207-3), 2001.
- 922 Tiddy, G. J. T.: Surfactant-water liquid crystal phases, *Phys. Rep.*, 57, 1–46,
[https://doi.org/10.1016/0370-1573\(80\)90041-1](https://doi.org/10.1016/0370-1573(80)90041-1), 1980.
- 924 Topping, D. O., McFiggans, G. B., and Coe, H.: A curved multi-component aerosol
hygroscopicity model framework: Part 1 – Inorganic compounds, *Atmos. Chem.
Phys.*, 5, 1205–1222, <https://doi.org/10.5194/acp-5-1205-2005>, 2005.
- 926 Vicente, E. D., Vicente, A., Evtugina, M., Carvalho, R., Tarelho, L. A. C., Oduber, F. I., and
Alves, C.: Particulate and gaseous emissions from charcoal combustion in barbecue
927 grills, *Fuel Process. Technol.*, 176, 296–306,
<https://doi.org/10.1016/j.fuproc.2018.03.004>, 2018.
- 930 Virtanen, A., Joutsensaari, J., Koop, T., Kannosto, J., Yli-Pirilä, P., Leskinen, J., Mäkelä, J.
M., Holopainen, J. K., Pöschl, U., Kulmala, M., Worsnop, D. R., and Laaksonen, A.:
931 An amorphous solid state of biogenic secondary organic aerosol particles, *Nature*,
467, 824–827, <https://doi.org/10.1038/nature09455>, 2010.

- 934 Wang, Q. and Yu, J. Z.: Ambient Measurements of Heterogeneous Ozone Oxidation Rates
936 of Oleic, Elaidic, and Linoleic Acid Using a Relative Rate Constant Approach in an Ur-
ban Environment, *Geophys. Res. Lett.*, 48, e2021GL095130,
<https://doi.org/10.1029/2021GL095130>, 2021.
- 938 Wang, G., Kawamura, K., Shuncheng, L., Ho, K., and Cao, J.: High loadings and source
940 strengths of organic aerosols in China, *Environ. Sci. Technol.*, 40, 4619–4625,
<https://doi.org/10.1029/2006GL027624>, 2006.
- 942 Wexler, A. S., and Clegg, S. L.: Atmospheric aerosol models for systems including the ions
944 H^+ , NH_4^+ , Na^+ , SO_4^{2-} , NO_3^- , Cl^- , Br^- , and H_2O , *J. Geophys. Res.*, 107, 4207,
<https://doi.org/10.1029/2001JD000451>, 2002.
- 946 Woden, B., Skoda, M., Haggren, M., and Pfrang, C.: Night-Time Oxidation of a Monolayer
948 Model for the Air–Water Interface of Marine Aerosols – A Study by Simultaneous
Neutron Reflectometry and in Situ Infra-Red Reflection Absorption Spectroscopy
(IRRAS), *Atmosphere (Basel)*, 9, 471, <https://doi.org/10.3390/atmos9120471>, 2018.
- 950 Woden, B., Skoda, M. W. A., Milsom, A., Gubb, C., Maestro, A., Tellam, J., and Pfrang, C.:
952 Ozonolysis of fatty acid monolayers at the air–water interface: organic films may
954 persist at the surface of atmospheric aerosols, *Atmos. Chem. Phys.*, 21, 1325–1340,
<https://doi.org/10.5194/acp-21-1325-2021>, 2021.
- 956 Ye, R., and Hayes, D. G.: Optimization of the Solvent-Free Lipase-Catalyzed Synthesis of
958 Fructose-Oleic Acid Ester Through Programming of Water Removal, *J. Am. Oil Chem.
Soc.*, 88, 1351–1359, <https://doi.org/10.1007/s11746-011-1791-2>, 2011.
- 960 Zahardis, J. and Petrucci, G. A.: The oleic acid-ozone heterogeneous reaction system:
962 products, kinetics, secondary chemistry, and atmospheric implications of a model
964 system – a review, *Atmos. Chem. Phys.*, 7, 1237–1274, <https://doi.org/10.5194/acp-7-1237-2007>, 2007.
- 966 Zahardis, J., LaFranchi, B. W., and Petrucci, G. A.: Photoelectron resonance capture
968 ionization-aerosol mass spectrometry of the ozonolysis products of oleic acid
970 particles: Direct measure of higher molecular weight oxygenates, *J. Geophys. Res.-
Atmos.*, 110, 1–10, <https://doi.org/10.1029/2004JD005336>, 2005.
- 972 Zeng, J., Yu, Z., Mekic, M., Liu, J., Li, S., Loisel, G., Gao, W., Gandolfo, A., Zhou, Z., Wang,
974 X., Herrmann, H., Gligorovski, S., and Li, X.: Evolution of Indoor Cooking Emissions
976 Captured by Using Secondary Electrospray Ionization High-Resolution Mass
Spectrometry, *Environ. Sci. Technol. Lett.*, 7, 76–81,
<https://doi.org/10.1021/acs.estlett.0c00044>, 2020.
- 978 Zhao, Y., Huang, H., Zhang, Y., Wu, K., Zeng, F., Wang, J., Yu, X., Zhu, Z., Yu, X.-Y., and
980 Wang, F.: Atmospheric particulate characterization by ToF-SIMS in an urban site in
Beijing, *Atmos. Environ.*, 220, 117090,
<https://doi.org/10.1016/j.atmosenv.2019.117090>, 2020.
- 982 Zhou, S., Hwang, B. C. H., Lakey, P. S. J., Zuend, A., Abbatt, J. P. D., and Shiraiwa, M.:
984 Multiphase reactivity of polycyclic aromatic hydrocarbons is driven by phase
separation and diffusion limitations, *P. Natl. Acad. Sci. USA*, 116, 11658–11663,
<https://doi.org/10.1073/pnas.1902517116>, 2019.
- 986 Zhou, S., Shiraiwa, M., McWhinney, R. D., Pöschl, U., and Abbatt, J. P. D.: Kinetic
988 limitations in gas-particle reactions arising from slow diffusion in secondary organic
aerosol, *Faraday Discuss.*, 165, 391–406, <https://doi.org/10.1039/c3fd00030c>, 2013.
- 990 Zobrist, B., Soonsin, V., Luo, B. P., Krieger, U. K., Marcolli, C., Peter, T., and Koop, T.: Ultra-
slow water diffusion in aqueous sucrose glasses, *Phys. Chem. Chem. Phys.*, 13,

3514–3526, <https://doi.org/10.1039/c0cp01273d>, 2011.

- 982 Zuend, A., Marcolli, C., Booth, A. M., Lienhard, D. M., Soonsin, V., Krieger, U. K., Topping,
984 D. O., McFiggans, G., Peter, T., and Seinfeld, J. H.: New and extended
986 parameterization of the thermodynamic model AiOMFAC: calculation of activity
coefficients for organic-inorganic mixtures containing carboxyl, hydroxyl, carbonyl,
ether, ester, alkenyl, alkyl, and aromatic functional groups, *Atmos. Chem. Phys.*, 11,
9155–9206, <https://doi.org/10.5194/acp-11-9155-2011>, 2011.
- 988 Zuend, A., Marcolli, C., Luo, B. P., and Peter, T.: A thermodynamic model of mixed organic-
inorganic aerosols to predict activity coefficients, *Atmos. Chem. Phys.*, 8, 4559–4593,
990 <https://doi.org/10.5194/acp-8-4559-2008>, 2008.