

HOMs and SOA formation from the oxidation of α - and β -phellandrenes by NO_3 radicals

Sergio Harb^{1,2}, Manuela Cirtog¹, Stéphanie Alage¹, Christopher Cantrell^{1,3}, Mathieu Cazaunau¹, Vincent Michoud⁴, Edouard Pangui¹, Antonin Berge¹, Chiara Giorio⁵, Francesco Battaglia³, and Bénédicte Picquet-Varrault¹

¹ Univ Paris Est Creteil and Université de Paris Cité, CNRS, LISA, F-94010 Créteil, France

² Institut National de l'Environnement Industriel et des Risques (INERIS), Verneuil-en-Halatte, 60550, France

³ University of Colorado, Atmospheric and Oceanic Sciences (ATOC), Boulder, CO 80309

⁴ Université Paris cité and Univ Paris Est Creteil, CNRS, LISA, F-75013 Paris, France

⁵ Yusuf Hamied Department of Chemistry, University of Cambridge, Lensfield Road, Cambridge, CB2 1EW, United Kingdom

Correspondence to: sergio.harb@ineris.fr; benedicte.picquet-varrault@lisa.ipsl.fr

Abstract. Nighttime NO_3 -initiated oxidation of monoterpenes plays a crucial role as source of organic nitrates (ONs) and secondary organic aerosols (SOA), impacting climate, air quality, and human health. Nevertheless, monoterpene reactions with NO_3 remain poorly understood. This study provides an in-depth investigation of the NO_3 -initiated oxidation of α - and β -phellandrenes, through simulation chamber experiments and a combination of various analytical techniques (FTIR, PTR-ToF-MS, ACSM, nitrate-CI-API-ToF-MS, Orbitrap, SMPS). SOA yields were measured, and oxidation products, including highly oxygenated organic molecules (HOMs), were investigated in gas and aerosol phases. Numerical simulations were also performed to investigate the dominant chemical regimes for RO_2 radicals. We found that α - and β -phellandrenes are efficient SOA precursors with yields reaching up to 35 % and 60 %, respectively, with β -phellandrene generating significantly more SOA than α -phellandrene. Both monoterpenes produce large amounts of ONs in gas and aerosol phases with total molar yields of 40-60 %. Similar gas-phase products were detected for α - and β -phellandrenes. In particular, carbonyl nitrates, dicarbonyl nitrates and dicarbonyls were detected as first-generation products. Autooxidation processes were also shown to occur with numerous gas-phase HOM monomers and dimers detected. Chemical mechanisms have been proposed to explain the formation of the detected products. Since gas-phase products were similar for both monoterpenes, they do not explain the differences in SOA yields. However, some differences in aerosol-phase composition were observed, which may explain why β -phellandrene is a more efficient SOA precursor. This study is the first mechanistic investigation of the reactions of α - and β -phellandrenes with NO_3 radical.

1. Introduction

Biogenic volatile organic compounds (BVOCs) are emitted in significant amounts into the atmosphere by forests and crops, and represent 75 % to 90 % of global non-methane VOC emissions (Goldstein and Galbally, 2007; Guenther et al., 2006, 2012; Messina et al., 2016; Sindelarova et al., 2014). Monoterpenes (MTs), which are unsaturated $\text{C}_{10}\text{H}_{16}$ compounds, are the second

most abundant family of species among BVOCs, after isoprene. Under ambient atmospheric conditions, MTs are primarily oxidized by major atmospheric oxidants such as hydroxyl radical (OH), ozone (O₃), and nitrate radical (NO₃) resulting in short lifetimes of only few minutes for the most reactive ones.

- 35 The NO₃ radical is mainly formed in the atmosphere through the reaction of nitrogen dioxide (NO₂) with O₃. This radical is mostly abundant during the night due to its rapid photolysis (Brown and Stutz, 2012). It is also highly reactive towards nitric oxide (NO) and unsaturated BVOCs, such as isoprene and monoterpenes, making it a major nighttime oxidant for these compounds (Liebmann et al., 2019; Mogensen et al., 2015), particularly in mixed atmospheres, i.e. influenced by both biogenic and anthropogenic emissions (Brown et al., 2011, 2009; Geyer et al., 2001).
- 40 NO₃-initiated oxidation mechanisms of MTs have been less investigated than reactions with OH and O₃ (Ng et al., 2017). Recently, this chemistry has received increased attention in the literature due to its potential influences on climate, air quality, and health through the formation of many gaseous and particulate secondary pollutants. One important group of products resulting from these reactions is organic nitrates (ONs). These compounds play a significant role as temporary reservoirs for reactive nitrogen by undergoing long-range transport in the free troposphere before decomposing and releasing NO_x (NO +
- 45 NO₂) in remote regions. This process influences the Nitrogen cycle and affects the regional O₃ budget (Fisher et al., 2016; Ito et al., 2007). Moreover, multifunctional ONs have low volatility, allowing them to partition into the condensed phase, and thereby to contribute to the formation and growth of secondary organic aerosols (SOA). Recent field campaigns have provided insights into the aerosol chemical composition, revealing substantial contributions of ONs to the total mass of organic aerosols (OA), ranging from 10 % to 75 % (e.g. Huang et al., 2019; Kenagy et al., 2021; Kiendler-Scharr et al., 2016; Lee et al., 2016; Xu et al., 2015).

- Among the numerous monoterpenes emitted into the atmosphere, only a few of them have been subject to experimental studies to investigate the mechanisms and the SOA formation from oxidation by NO₃. Most of these studies were performed in simulation chambers and on the most common monoterpenes whose chemistry has already been well-studied, namely α -pinene, β -pinene, Δ^3 -carene, and limonene (e.g. Draper et al., 2019, 2021; Shen et al., 2021; Bates et al., 2022; Day et al.,
- 55 2022; DeVault et al., 2022; Mutzel et al., 2021). Only a few studies were performed on other monoterpenes for which no data was previously available, e.g. α - and γ -terpinene (Fouqueau et al., 2020; Slade et al., 2017) and α -thujene (Dam et al., 2022). In most cases, laboratory studies have demonstrated that monoterpenes are efficient precursors of SOA with yields typically above 20 %, except for some of them, such as α -pinene. Indeed, studies have shown very low or no SOA formation from the oxidation of α -pinene by NO₃, with yields ranging from 0 to 13 % (Fry et al., 2014; Hallquist et al., 1999; Mutzel et al., 2021; Nah Theodora et al., 2016; Spittler et al., 2006). Moreover, chamber studies have revealed that the SOA yields (Y_{SOA}) differ significantly among monoterpenes having minor structural differences. For example, α - and γ -terpinene, which differ only in the position of the double bond exhibit large differences in SOA yields under similar experimental conditions, ranging from 1.2 % (for α -terpinene) to 10 % (for γ -terpinene) for an aerosol mass loading of 10 $\mu\text{g m}^{-3}$ (Fouqueau et al., 2020a). Furthermore, different SOA yields were also observed for the same compound across different studies, depending on the
- 60

65 experimental conditions and the dominant chemical regime for peroxy (RO₂) radicals. As discussed in the review from Ng et al. (2017), the fate of peroxy radicals, in particular the competition between RO₂ + RO₂, RO₂ + NO₃ and RO₂ + HO₂, may affect the SOA yields as it determines the subsequent chemistry and leads to different types of products as shown in the following reactions (R1-5):



For example Bates et al. (2022) conducted a series of experiments on α -pinene under different chemical conditions. They found
75 low SOA yield values (3-12 %) when the RO₂ + NO₃ pathway was dominant, in good agreement with studies by Moldanova and Ljungström (2000); Mutzel et al. (2021) and Spittler et al. (2006). On the contrary, they did not observe any SOA formation through the RO₂ + HO₂ pathway, which is consistent with the study of Fry et al. (2014), and they found SOA yields > 21 % when the RO₂ + RO₂ was the dominant pathway. The RO₂ fate appears therefore to be a key step in the SOA formation and needs to be further investigated.

80 Recently, a new class of gas-phase organic compounds named highly oxygenated organic molecules (HOMs, which are organic compounds with a minimum of five to six oxygen atoms) have been observed in ambient air and laboratory experiments, and found to play a critical and significant role in both nucleation and SOA growth from the NO₃ oxidation of terpenes (Bell et al., 2022; Boyd et al., 2015; Clafflin and Ziemann, 2018; Dam et al., 2022; Guo et al., 2022; Nah Theodora et al., 2016; Shen et al., 2021; Takeuchi and Ng, 2019). HOMs are primarily produced through the autoxidation process of peroxy radicals by
85 intramolecular H-shifts, followed by the addition of O₂, and resulting in the formation of a new, more oxidized RO₂ radical (Crounse et al., 2013; Ehn et al., 2014; Mentel et al., 2015; Møller et al., 2019; Vereecken and Nozière, 2020). This H-shift can proceed several times leading to highly oxygenated RO₂, which can then evolve towards the formation of stable closed-shell products following either bimolecular reactions (R1 to R4) or unimolecular termination channels, such as intramolecular H-abstraction from a carbon with an -OOH group, followed by OH loss (Bianchi et al., 2019). HOM monomers bearing
90 various oxygenated functional groups (hydroperoxide, carbonyl, hydroxyl) have been reported in several studies (e.g. Dam et al., 2022; Guo et al., 2022; Jokinen et al., 2015; Shen et al., 2022, 2021). Moreover, HOM dimers can be formed by the combination of two RO₂ radicals through accretion reactions (reaction R5) (Berndt et al., 2018a). Another pathway for HOM formation involves H-shifts within RO radicals, followed by the addition of O₂. These various pathways, along with others, have been comprehensively reviewed by Bianchi et al. (2019). Despite their potential contribution to SOA, studies of HOM
95 formation from the NO₃ initiated oxidation of MTs are still limited to few compounds including α -pinene, β -pinene, Δ^3 -carene, limonene, and α -thujene (e.g. Dam et al., 2022; Draper et al., 2019; Faxon et al., 2018; Guo et al., 2022; Mayorga et al., 2022; Shen et al., 2021), compared to HOM formation through oxidation by OH and O₃.

Given the limited number of studies on the NO₃-initiated oxidation of MTs and the wide range of measured SOA yields, new experimental studies are required covering a broader range of compounds to improve our understanding of these mechanisms and to identify key factors that influence the SOA formation. Among all emitted monoterpenes, α-phellandrene has been identified as a major component in extracts and emissions from numerous Eucalyptus species (He et al., 2000; Li et al., 1995; Maghsoodlou et al., 2015; Maleknia et al., 2009; Pavlova et al., 2015), which are the most widely planted hardwood forest trees on the global scale (>20 million ha) (Myburg et al., 2014). It can account for up to 21 % of the monoterpene emission rate in some Eucalyptus species (He et al., 2000). To our knowledge, while no global annual emission data are available for α-phellandrene, it is listed among the most frequently emitted monoterpenes in the EMEP/EEA air pollutant inventory Guidebook (2023). β-phellandrene is a major contributor to emissions from coniferous trees, such as Scots pine and Norway spruce (Hao et al., 2009; Janson, 1992; Joutsensaari et al., 2015; Yassaa et al., 2012; Ylisirniö et al., 2020)., Yassaa et al. (2012) showed that it can constitute approximately 27 % of the total isoprenoid emissions from Scots pine and 15 % of the monoterpene emissions from Norway spruce. β-phellandrene is also considered as one of the major emitted monoterpenes, with a global annual total emission estimated at 1.5 Tg yr⁻¹ (“EMEP/EEA air pollutant emission inventory guidebook,” 2023; Guenther et al., 2012).


In this paper, we have therefore investigated the reactivity of NO₃ radical with α- and β-phellandrenes by performing experiments in the CESAM (Multiphase Atmospheric Experimental Simulation Chamber, <http://www.cesam.cnrs.fr/>) chamber. Oxidation products, including HOM monomers and dimers, in both gas and aerosol phases were identified. SOA and total organic nitrates yields were also determined. Formation pathways for the detected products were proposed based on their time profiles and available information in the literature. Finally, the results for α- and β-phellandrenes were compared with other monoterpenes having similar chemical structures.

2. Material and methods

2.1 Chamber facility and analytical devices

Experiments were carried out in the CESAM chamber, which is a large evacuable reactor that consists of a stainless-steel cylindrical vessel with a volume of 4177 L. It has been specifically designed to study multiphase atmospheric processes and has been described in details by Wang et al. (2011). The chamber is equipped with a fan that stirs the chamber mixture leading to a mixing time of approximately 1 min. The aerosol lifetime in CESAM chamber ranges from 10 h to 4 days, depending on the particle size and composition, thus allowing to investigate the aerosol formation and aging (Lamkaddam et al., 2017). This long aerosol lifetime can be explained by a low level of electrostatic charges in stainless steel reactors, in comparison to those observed in Teflon chambers (Doussin et al., 2023). Hence, it was shown that maintenance of Teflon chambers can induce electrostatic charges on chamber walls and increase particle wall losses.

Several analytical instruments were used to measure the gas-phase composition (reactants and oxidation products) in the chamber. Measurement of oxidation products, including organic nitrates, was performed using two PTR-ToF-MS, which were operated in two ionization modes, H_3O^+ and NO^+ , and using low acceleration energy in the instrument reactor to limit fragmentation (Duncianu et al., 2017). These two ionization modes are complementary and enable cross-checking for the identification of products. In the H_3O^+ ionization mode, ONs were generally detected as quasi-molecular ions $[\text{RH}]^+$ since ionization proceeds by protonation following reaction (R6). In NO^+ ionization mode, ONs were detected mainly as molecular ions $[\text{R}]^+$ or as adducts $[\text{R-NO}]^+$ since ionization proceeds by charge transfer and by adduct formation following reactions (R7) and (R8), respectively.



A nitrate chemical ionization inlet (CI), coupled to an Atmospheric Pressure Interface-Time-of-Flight Mass Spectrometer (nitrate-CI-APi-ToF-MS here after named ToF-CIMS; Aerodyne Research Inc., and ToFwerk AG; with a mass resolution $4000 \text{ M}/\delta\text{M}$) was used to detect highly oxygenated molecules within the chamber. Sampling was carried out at a flow rate of 1 L min^{-1} and then diluted with 6 L min^{-1} of dry air before being sampled by the instrument. Briefly, the sample first undergoes a soft ionization at ambient pressure, using nitrate as the reagent ion, to form clusters between the reactant molecule and the reagent ion ($\text{HOM} + \text{NO}_3 \rightarrow \text{HOM}\cdot\text{NO}_3$). The chemically ionized sample is then guided by ion optics through the APi into the ToF, where molecules are separated and detected according to their mass-to-charge ratios (m/z) (Junninen et al., 2010). Data were obtained from the co-addition of scans averaged over 1 min. The ToF-CIMS data allows identification (providing molecular formulas) of gas-phase oxidation products. Instrument setup used during this studies is the same as described by Alage et al. (2024).

CESAM chamber is also equipped with an *in situ* long path Fourier Transform InfraRed spectrometer, (FTIR, Tensor 37, Bruker). It allows the acquisition of spectra in the $700\text{-}4000 \text{ cm}^{-1}$ range, with a resolution of 0.5 cm^{-1} and an optical path length of 120 m. To quantify species of interest, the following integrated band intensities (IBI), expressed in cm molecule^{-1} on a logarithmic base e scale, were used:

- $\text{IBI}_{\text{N}_2\text{O}_5}(1205\text{-}1275 \text{ cm}^{-1}) = (3.9 \pm 0.2) \times 10^{-17}$ (Fouqueau et al., 2020)
- $\text{IBI}_{\text{NO}_2}(1530\text{-}1680 \text{ cm}^{-1}) = (5.6 \pm 0.2) \times 10^{-17}$ (Rothman et al., 2003)
- $\text{IBI}_{\text{HNO}_3}(840\text{-}930 \text{ cm}^{-1}) = (2.1 \pm 0.2) \times 10^{-17}$ (Hjorth et al., 1987)
- $\text{IBI}_{\alpha\text{-phellandrene}}(2787\text{-}3068 \text{ cm}^{-1}) = (2.4 \pm 0.2) \times 10^{-17}$ (from this study)
- $\text{IBI}_{\beta\text{-phellandrene}}(2787\text{-}3068 \text{ cm}^{-1}) = (2.5 \pm 0.2) \times 10^{-17}$ (from this study)

Furthermore, FTIR was used to measure the concentration of total ONs, assuming that all these species absorb at 850 cm^{-1} and that their absorption cross sections are similar regardless of the chemical structure of the considered organic nitrate. For this study, the IBI used to quantify ONs is $\text{IBI}_{\text{ONs}}(820\text{-}900 \text{ cm}^{-1}) = (9.5 \pm 2.9) \times 10^{-18} \text{ cm molecule}^{-1}$.

A CAPS (Cavity Attenuated Phase Shift) NO₂ analyzer (Model T500U, from Teledyne API), was used to monitor NO₂ with a limit of detection of 0.04 ppb for an integration time of 30 s.

Concerning the characterization of the particulate phase, the particle number size distribution was measured using a scanning mobility particle sizer (SMPS, TSI Inc., DMA model 3081, CPC model 3772, 2.0/0.2 L min⁻¹ sheath/aerosol flow rates, 135 s time resolution), which allows the measurement of the particle number concentration within the electrical mobility diameter range of 20 to 880 nm. Moreover, a Tapered Element Oscillating Microbalance (TEOM; Series 1400a, Rupprecht and Patashnick, 5 min time resolution) was used for some experiments allowing the direct measurement of the particle mass concentration. The use of both TEOM and SMPS during the same experiments enabled to calculate the density of particles, which was found to be 1.45 g cm⁻³. This value is consistent with the density reported in the literature for SOA formed by BVOC + NO₃ reactions (Fry et al., 2014; Boyd et al., 2015; Draper et al., 2015) and it was used to convert the particle number size distributions into mass distributions. SOA mass loading and chemical composition, including ammonium, nitrate, chloride, sulfate, and organic species, were measured in real time using an Aerosol Chemical Speciation Monitor (ACSM, Aerodyne Research, Inc.). Measurements of particles with this instrument were possible within the aerodynamic diameter size range of 40 to 1000 nm. For more detailed chemical characterization of the particulate phase, samples were collected on quartz filters (Pallflex, Tissuquartz, Ø 47 mm) at a flow rate of 6 L min⁻¹ or 8 L min⁻¹ and for a duration of two to three hours following the oxidation of the BVOC. Prior to the sampling, the quartz filters have been carbonized at 600 °C during six hours to eliminate any possible organic contamination. To avoid condensation of gas-phase products onto the filters, a charcoal denuder was installed upstream of the filter sampling. All the collected sample filters as well as blank filters were stored at a temperature below -20 °C before analysis. Two different techniques were used for analysis. The measurement of total ONs in the particulate phase was performed following the protocol described in Rindelaub et al. (2015) where SOA were extracted from filters using 5 mL of CCl₄ for 15 min in an ultrasonic bath. Then, the sample was analyzed by off-line FTIR (Perkin Elmer Spectrum 2). The quantification of total ONs in the liquid phase was performed using the $IBI_{ONs}(1264-1310\text{ cm}^{-1}) = 5570 \pm 1100\text{ L mol}^{-1}\text{ cm}^{-2}$. The aerosol chemical composition at the molecular scale was determined by using a high-resolution (HR) LTQ Orbitrap Velos mass spectrometer (Thermo Scientific, Bremen, Germany) coupled to a nano electrospray ionization (nanoESI) source. Filter samples were extracted using a protocol described by Kourtchev et al. (2014). Briefly, the filters undergone three successive extractions in methanol for 15 mins in an ultrasonic bath of slurry ice. The extracts obtained from each extraction were combined and filtered through 0.4 µm and 0.2 µm pore size PTFE filters. The filtered solution was then evaporated under a gentle nitrogen flow until the final volume reached 200 µL before being analyzed with a chip-based nanoESI source (Triversa NanoMate®, Advion) equipped with a HD ESI A chip (nozzles with 5.5 µm internal diameter, Advion) and operating in negative ion mode with a voltage of -1.40 kV and gas pressure of 0.8 psi, and coupled to a LTQ Velos Orbitrap (Thermo Fisher Scientific) mass spectrometer (MS) with a resolution of 100,000 at *m/z* 400 and a typical mass accuracy within ± 2 ppm. Data were acquired in full scan in the *m/z* ranges 50-500 and 150-1000 using the deprotonated ions of the following common background contaminants as lock-masses C₂H₂O₂, C₁₆H₃₂O₂, C₁₈H₃₄O₂, C₁₈H₃₆O₂. Data treatment was performed using a protocol described in detail by Zielinski et al. (2018). The proprietary software Xcalibur 2.1 was used to assign possible

195 chemical formulas to each signal, considering a maximum allowed mass error of ± 4 ppm and the following parameters: #C 1-100, #H 1-200, #N 0-5, #O 0-50, #S 0-2, # ^{13}C 0-1, and # ^{34}S 0-1. Formula lists were further processed using a Mathematica code written in-house that performs internal calibration, noise removal, blank subtraction, and filters formula based on additional atomic constraints ($0.3 \leq \text{H/C} \leq 2.5$, $\text{O/C} \leq 2$, $\text{N/C} \leq 1.3$, $\text{S/C} \leq 0.2$), the nitrogen rule, and isotopic filtering ($^{13}\text{C}/^{12}\text{C} \leq 0.011$ and $^{34}\text{S}/^{32}\text{S} \leq 0.045$) (Zielinski et al., 2018). Multiple formula assignments for each peak within instrumental mass
200 accuracy were allowed.

In order to maintain a constant pressure in the CESAM chamber despite sampling by the various instruments, a dry synthetic air (mixture of N_2/O_2) was continuously injected into the chamber. As a result, all the data presented in this work were corrected for dilution to account for changing of concentrations due to chemistry only. Furthermore, all aerosol data were also corrected for particle wall losses. This correction took into account the diameter of the particles, and was performed using the model
205 reported in Lai and Nazaroff, (2000) (friction velocity $u^* = 3.7 \text{ cm s}^{-1}$, from Lamkaddam et al. (2017)). The corrections for particle wall loss were found to be negligible (less than 5 %).

2.2 Chemicals

α -phellandrene was purchased from Sigma-Aldrich (purity > 95 %) and β -phellandrene from Chem Cruz (purity > 96 %). To minimize the presence of volatile impurities, a purification stage was carried out using a vacuum line prior to injecting each
210 of the two VOCs into the chamber. Nitrate radicals were generated *in situ* from the thermal decomposition of N_2O_5 following reaction (R9).



N_2O_5 was synthesized in a vacuum line following a protocol detailed in Picquet-Varrault et al. (2009). The synthesis involved two steps: first, the reaction between O_3 and NO_2 results in the formation of NO_3 and then the NO_3 reacts with NO_2 to produce
215 N_2O_5 , following reactions (R10) and (R11), respectively.



The resulting dinitrogen pentoxide is then trapped in a vial at 193 K and undergoes purification by pumping. The N_2O_5 crystals can then be stored in a freezer (-18°C) for several weeks before use.

220 All experiments were conducted at room temperature and atmospheric pressure, in dry synthetic air, with 80 % of N_2 produced from liquid nitrogen boiloff (Messer, purity > 99.995 %, $\text{H}_2\text{O} < 5\text{ppm}$) and 20 % of O_2 from cylinders (Air Liquide, Alphagaz 1, purity > 99.995 %, $\text{H}_2\text{O} < 5\text{ppm}$).

2.3 Experimental protocol

The BVOC was first introduced into the CESAM chamber and was then kept in dark for approximately 1 h to assess any wall
225 loss. No significant wall loss was observed. Following this, N_2O_5 was introduced into the chamber using a slow continuous injection method. The glass trap containing frozen N_2O_5 crystals was placed in a liquid nitrogen/ethanol bath. N_2O_5 was

introduced into the chamber by the flow of air over the crystals. The rate of N₂O₅ injection was optimized by varying the temperature of the cold bath (between 203 K and 193 K) and the air flow rate (between 0.5 and 3 L min⁻¹) in order to allow a progressive and complete consumption of the monoterpene.

230 2.4 Data analyses

The gas phase composition, including reactants and oxidation products, was continuously monitored using multiple analytical techniques as described previously. ONs yields were calculated for both the gas and particulate phases. When using FTIR to quantify the oxidation products, the total organic nitrate yields in the gas phase were determined by plotting their measured concentration as a function of the reacted BVOC concentration. The slope corresponds to the total ONs yield. Uncertainty on this yield was calculated as twice the standard deviation on the slope, to which was added the uncertainties on the IBIs of organic nitrates and BVOC. For the particulate phase, the total ONs yield was calculated from the sampled filters after extraction and off-line FTIR analysis, by taking the final concentration of ONs and dividing it by the concentration of the reacted BVOC for each experiment. Uncertainty on this yield was calculated as the sum of the relative uncertainties on the IBIs of organic nitrates and BVOC and the uncertainty in the spectra analysis.

240 ACSM was also used to quantify the total particulate organic nitrate (pON) mass through the fragmentation ratio of the NO₂⁺ (*m/z* 46) and NO⁺ (*m/z* 30) ions. The methodology used for this quantification has been described in detail elsewhere (Farmer et al., 2010; Kiendler-Scharr et al., 2016; Xu et al., 2015), and is primarily applied to AMS (Aerosol Mass Spectrometer) data. In this work, we aimed to examine if this method can be used for ACSM data (which has lower resolution compared to AMS, with possible fragment artifacts at *m/z* 30 and 46). The quantification approach is only briefly summarized here. First, the fraction of organic nitrates (p_{OrgNO₃frac}) relative to the mass concentration of the total measured nitrate functionality (NO₃⁻) is calculated based on NO₂⁺/NO⁺ ratio using the equation (1).

$$p_{\text{OrgNO}_3\text{frac}} = \frac{(1 + R_{\text{OrgNO}_3}) \times (R_{\text{measured}} - R_{\text{calib}})}{(1 + R_{\text{measured}}) \times (R_{\text{OrgNO}_3} - R_{\text{calib}})} \quad (1)$$

Where R_{measured} represents the measured NO₂⁺/NO⁺ ratio (*m/z* 46/30); R_{calib} is the NO₂⁺/NO⁺ ratio associated with inorganic nitrates, determined using pure NH₄NO₃ particles during the ACSM calibration (0.7 for our instrument); and R_{OrgNO_3} is the NO₂⁺/NO⁺ ratio for pure pON. Literature data derived from experiments involving the oxidation of BVOC by NO₃ for R_{OrgNO_3} range between 0.1-0.2. For our calculations, we used the value of 0.1, with an estimated uncertainty of 20 % (Bruns et al., 2010; Kiendler-Scharr et al., 2016).

Then, the mass concentration of the nitrate functionality associated with an organic compound (p_{OrgNO₃mass}) is calculated using the Equation (2).

$$255 \quad p_{\text{OrgNO}_3\text{mass}} = p_{\text{OrgNO}_3\text{frac}} \times NO_3^- \quad (2)$$

Where NO₃⁻ represents the total mass concentration of the nitrate functionality.

Finally, the mass concentration of the organic nitrates in the aerosol phase (p_{ON}) can be estimated by assuming a mean molecular weight, representative of the various organic nitrates detected in the aerosol phase (see section Results), using the equation (3).

$$p_{\text{ON}} = \frac{P_{\text{OrgNO}_3\text{mass}}}{MW_{\text{NO}_3}} \times MW_{p\text{ON}} \quad (3)$$

Where $MW_{p\text{ON}}$ and MW_{NO_3} are the molecular weights of the organic nitrates and the nitrate group (62 g mol^{-1}) respectively.

The SOA yield for each experiment was calculated by considering each data point during the BVOC decay and continuing after the total consumption of the BVOC, providing both time-dependent and overall SOA yields. Seed particles were not added during the experiments in order to measure SOA yields in conditions of low aerosol content. The SOA yield is defined as the ratio of the produced SOA mass concentration, M_0 , to the reacted BVOC mass concentration, ΔBVOC . The uncertainty on Y_{SOA} was estimated as twice the standard deviation of the slope. The SOA yields were plotted as a function of the aerosol mass concentration and fitted by a two-product model parametrization described in equation (4) (Odum et al. 1996).

$$Y_{\text{SOA}} = M_0 \left[\frac{\alpha_1 K_{p,1}}{1 + K_{p,1} M_0} + \frac{\alpha_2 K_{p,2}}{1 + K_{p,2} M_0} \right] \quad (4)$$

Where α_1 , α_2 , $K_{p,1}$ and $K_{p,2}$ are respectively the stoichiometric factors and the partitioning coefficients between the gas and particulate phase (in $\text{m}^3 \mu\text{g}^{-1}$) of the hypothetical products.

2.5 Numerical simulations

Numerical simulations were performed to identify the dominant reaction pathways for the peroxy radicals under our experimental conditions. Simulations were performed using FACSIMILE software (Curtis, 1980) and oxidation schemes provided by the Master Chemical Mechanism, MCM v3.3.1 (Saunders et al., 2003). As the chemistry of α - and β -phellandrenes is not available in the MCM, we used the oxidation scheme of limonene, whom chemical structure is very similar to those of phellandrenes. Only the rate constant of the BVOC + NO_3 reaction was changed by using the following rate constants: $(3.90 \pm 0.62) \times 10^{-11}$ and $(6.6 \pm 1.0) \times 10^{-12} \text{ cm}^3 \text{ molecule}^{-1} \text{ s}^{-1}$ for α - and β -phellandrenes, respectively (Harb et al., 2025). As NO_3 and N_2O_5 concentrations were below the detection limits, it was not possible to use them as input data for the simulations. Instead, we used the phellandrene decay rate to constrain the N_2O_5 injection rate and consequently the NO_3 and N_2O_5 concentrations. Using this method, we also assumed that RO_2 concentrations are well simulated, as RO_2 formation rate is directly correlated with the VOC oxidation rate, and slight changes in RO_2 chemistry are unlikely to significantly affect their total concentration. Finally, to calculate the rates of the reactions $\text{RO}_2 + \text{RO}_2$, $\text{RO}_2 + \text{NO}_3$ and $\text{RO}_2 + \text{HO}_2$, we used the generic rate constants provided by the MCM for peroxy radicals: $k(\text{RO}_2 + \text{NO}_3) = 2.3 \times 10^{-12} \text{ cm}^3 \text{ molecule}^{-1} \text{ s}^{-1}$; $k(\text{RO}_2 + \text{HO}_2) = 2.2 \times 10^{-11} \text{ cm}^3 \text{ molecule}^{-1} \text{ s}^{-1}$; For RO_2 self-reaction, the rate constant varies depending on the type of RO_2 (primary, secondary, tertiary). For limonene and phellandrenes, NO_3 -oxidation is expected to form mainly the most-substituted tertiary alkyl radical, leading to tertiary peroxy radicals. Therefore, we used, as proposed by MCM, the generic rate constants for tertiary peroxy radicals: $k(\text{RO}_2 + \text{RO}_2) = 9.2 \times 10^{-14} \text{ cm}^3 \text{ molecule}^{-1} \text{ s}^{-1}$. The use of generic rate constants introduces uncertainty on the results,

but this approach is the best available given the lack of experimental data for RO₂ radicals. Furthermore, the main objective of these simulations is not to determine precise reaction rates but rather to estimate their order of magnitude.

290 **3. Results and discussion**

A total of 8 experiments were carried out for α-phellandrene and 6 experiments for β-phellandrene. Experimental conditions as well as measured total organic nitrates and SOA yields are presented in Table 1. Figure 1 shows an example of the time-series of reactants and products, corrected for dilution, from “Experiment 7” for α-phellandrene. The period corresponding to N₂O₅ injection is indicated by the yellow hatched area. The concentration of N₂O₅ remains below the detection limit of the FTIR spectrometer (about 5 ppb, for 5 mins of integration time) until the BVOC is completely consumed. It should be noticed that the addition of N₂O₅ results in the formation of significant quantities of HNO₃ and NO₂ due to N₂O₅ hydrolysis on surfaces (chamber walls, lines) and decomposition, respectively. Upon complete consumption of α-phellandrene, large quantities of organic nitrates and SOA are formed. In Figure 1, it is shown that, starting with an initial mixing ratio of 75 ppb of α-phellandrene, the formation of up to 20 ppb of total ONs in the gas phase (monitored by FTIR) is observed (Fig. 1.a), along with approximately 100 μg m⁻³ of particulate organic nitrates (pON, calculated using Eq. 1 to 3 with MW_{pON} = 384.5 g mol⁻¹ - refer to Sec. 4.2), and 120 μg m⁻³ of SOA (Fig. 1.b). The aerosol size distribution is also presented (Fig. 1.c), revealing that the particles have mean diameters ranging from 300 to 400 nm. The time profiles of gas phase products detected by the PTR-ToF-MS and the ToF-CIMS are presented in Fig. S1 and Fig. S2 of the Supplement. These profiles will be further analyzed and discussed.

305 **Table 1: Experimental conditions, total ONs and SOA yields measured for experiments on the oxidation of α- and β-phellandrenes by NO₃ radicals. Missing data are shown by a dash. For molar and mass yields of ONs in the aerosol phase (Y_{ONp}), LD means that the signal was close to the detection limit and could not be quantified. For SOA yields, NA indicates that SOA size distribution exceeded the SMPS size range. Absolute uncertainties are indicated after “±”. Yields are reported in units of %.**

Experiment number	[BVOC] _i (ppb)	Oxidation time (min)	Y _{ONg} Molar	Y _{ONp, FTIR} molar	Y _{ON(p+g)} molar	Y _{ONp, FTIR} mass	Y _{ONp, ACSM} mass	Y _{SOA} mass	$\left(\frac{Y_{ONp, FTIR}}{Y_{SOA}}\right)$	$\left(\frac{Y_{ONp, ACSM}}{Y_{SOA}}\right)$
α-phellandrene										
1	290	60	38 ± 21	6 ± 2	44 ± 41	16 ± 6	11 ± 2	NA	-	-
2	280	80	42 ± 18	6 ± 2	48 ± 35	18 ± 6	11 ± 2	31 ± 2	58 ± 22	35 ± 9
3	75	40	35 ± 20	LD	-	LD	13 ± 3	36 ± 4	-	36 ± 11

4	50	18	30 ± 19	LD	-	LD	11 ± 2	38 ± 9	-	29 ± 13
5	70	65	32 ± 28	LD	-	LD	18 ± 4	38 ± 5	-	47 ± 16
6	250	30	-	3 ± 1	-	8 ± 3	10 ± 2	NA	-	-
7	480	60	39 ± 19	5 ± 2	44 ± 43	14 ± 7	-	NA	-	-
8	80	60	-	-	-	-	-	26 ± 2	-	-
β-phellandrene										
9	295	100	48 ± 21	7 ± 3	55 ± 49	20 ± 9	22 ± 4	50 ± 1	40 ± 21	44 ± 10
10	270	95	51 ± 23	7 ± 4	58 ± 56	20 ± 10	23 ± 5	63 ± 2	32 ± 17	37 ± 8
11	205	70	53 ± 24	5 ± 2	58 ± 56	14 ± 7	25 ± 5	62 ± 2	22 ± 12	40 ± 9
12	65	65	52 ± 30	4 ± 2	56 ± 56	13 ± 6	27 ± 5	67 ± 3	19 ± 9	40 ± 10
13	67	70	52 ± 29	-	-	-	-	61 ± 3	-	-
14	62	50	-	-	-	-	-	42 ± 1	-	-

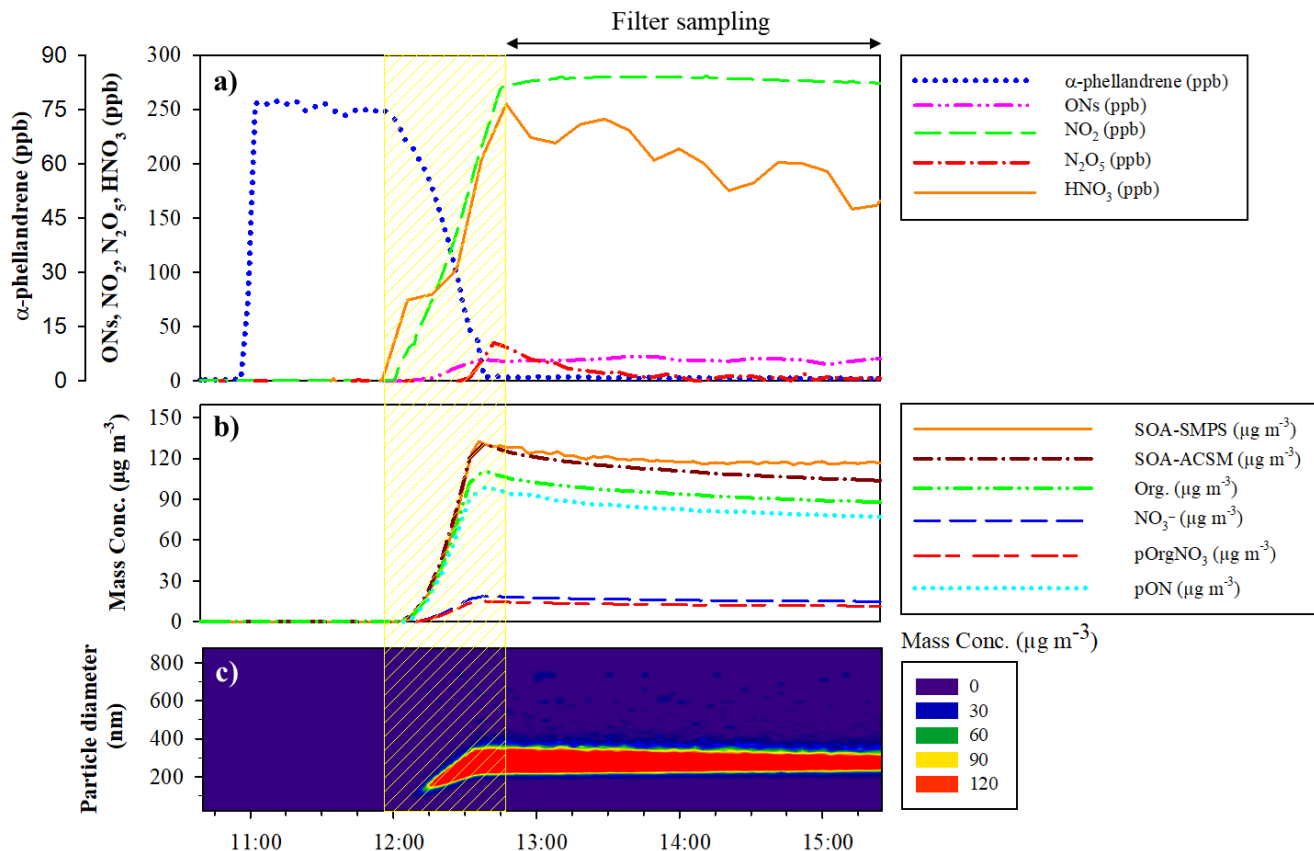
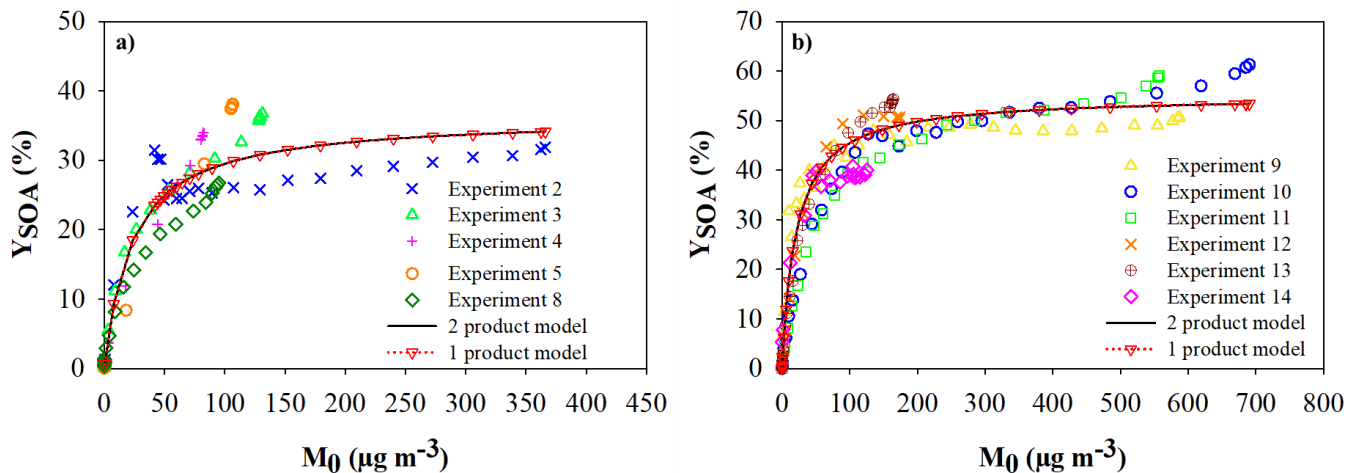


Figure 1: Time series of reactants and products during a typical experiment of NO_3 -initiated oxidation of α -phellandrene (Experiment 7). (a) Gaseous species mixing ratios, (b) Aerosol mass concentration and chemical composition (with Org. is the total mass concentration of organics, NO_3^- is the total nitrate functionality mass concentration, pOrgNO₃ is the mass concentration of the nitrate group within particulate organic nitrates-pON), and (c) Aerosol size distribution and mass concentration. All plots are corrected from dilution. The N_2O_5 injection period is shown by the yellow hatched area.

3.1 SOA yields

In Figure 2, the SOA yields (Y_{SOA}) are plotted against the total organic aerosol mass concentration (M_o) for α -phellandrene (Fig. 2.a) and β -phellandrene (Fig. 2.b). Notably, the experimental data points obtained from multiple experiments demonstrate good agreement. The experimental data were fitted using a two-product parametrization (see Eq. 4). The parameters obtained for α -phellandrene are: $\alpha_1 = 3.6 \times 10^{-1}$; $K_{p,1} = 4.4 \times 10^{-2} m^3 \mu g^{-1}$ and $\alpha_2 < 1.0 \times 10^{-3}$; $K_{p,2} < 1 \times 10^{-2} m^3 \mu g^{-1}$. The second class of products was observed to have a negligible impact on the SOA formation, allowing a good fit using only one class of products. For β -phellandrene also, one class of products allows to reproduce the experimental data points using the following parameters: $\alpha_1 = 5.4 \times 10^{-1}$; $K_{p,1} = 4.0 \times 10^{-2} m^3 \mu g^{-1}$. For both compounds, the parametrization succeeds to reproduce the experimental data points over the entire range of aerosol content. These results show that both monoterpenes are efficient SOA precursors with final yields up to 35 % and 60 % for α -phellandrene and β -phellandrene, respectively. According to Eq. 4, the

325 partitioning coefficient of the products responsible for the SOA formation ($K_{p,1}$) is similar for both monoterpenes, but their formation yield (α_1) is higher for β -phellandrene. To our knowledge, this study provides the first determination of SOA yields for the NO_3 -initiated oxidation of α - and β -phellandrenes.



330 **Figure 2: SOA yields as a function of the SOA mass concentration measured for: a) α -phellandrene and b) β -phellandrene. Data points from different experiments are shown with different colors and Odum parametrization corresponds to the black solid curves (Eq. 4).**

These SOA yields were also compared to those available in the literature for other monoterpenes having similar chemical structures. Here, we only considered studies performed using the same experimental conditions (no seeds, slow and continuous injection of N_2O_5 , ...) to enable a relevant comparison. Hence, as discussed in the introduction, SOA yields measured for a single monoterpene have been observed to significantly vary from a study to another one and this may be explained by differences in the RO_2 chemical regimes. Odum plots for α - and β -phellandrenes (this study) are compared to those obtained for α - and γ -terpinenes (Fouqueau et al., 2020) and for terpinolene (Fouqueau et al., 2022) in Fig. S3. These studies were also performed using the CESAM chamber and the same experimental protocol. It can be observed that β -phellandrene and terpinolene are the monoterpenes that generate the most SOA, with maximum yields around 50-60 %. In a lesser extent, α -phellandrene and γ -terpinene produce SOA with yields up to 30-40 %. Finally, α -terpinene has much lower SOA yield, which does not exceed 2 %. It is interesting to note that the monoterpenes with the highest SOA yields are the ones which exhibit an exocyclic double bond. It can also be noticed that these five monoterpenes exhibit different aerosol production dynamics: for α - and β -phellandrenes, the SOA yields increase rapidly and reach a maximum for an aerosol content around $400 \mu\text{g m}^{-3}$ indicating the formation of low volatility products ($K_p \sim 4 \times 10^{-2} \text{ m}^3 \mu\text{g}^{-1}$). On the contrary, the increase of the SOA yield is more progressive for γ -terpinene and terpinolene indicating the formation of another class of products having higher volatility ($K_p \sim 3\text{-}6 \times 10^{-3} \text{ m}^3 \mu\text{g}^{-1}$), which significantly contributes to the SOA formation. For α -terpinene, the stoichiometric factors α were observed to be very small (~ 0.01) leading to very low SOA yields (Fouqueau et al., 2020).

3.2 Organic nitrate yields

The total content of particulate organic nitrates (pON) was quantified using two methods as described previously: (i) by sampling aerosols on filters, followed by off-line FTIR spectroscopy, and (ii) in real-time, by using the ACSM. ON yields in the aerosol phase (Y_{ONp}) are presented in Table 1. The molar Y_{ONp} ranges from 3 to 7 % for both compounds. For experiments with low BVOC mixing ratios, the concentrations of ONs in the particulate phase are close to the detection limit of the FTIR technique, and their quantification was not possible. To assess the contribution of organic nitrates to the SOA, a comparison of the Y_{ONp} with the SOA yields, both expressed in mass, has been performed. The molar Y_{ONp} values were converted into mass yields using $\text{MW}_{\text{PON}} = 384 \text{ g mol}^{-1}$, which is the average of the molecular weights of two types of ONs: a monomer $\text{C}_{10}\text{H}_{15}\text{NO}_4$ ($\text{MW} = 213 \text{ g mol}^{-1}$) and a dimer $\text{C}_{20}\text{H}_{32}\text{N}_2\text{O}_{16}$ ($\text{MW} = 556 \text{ g mol}^{-1}$). These two compounds were detected in both gas and aerosol phases with intense signals. This assumption on the molecular weight introduces an uncertainty in the estimation of the mass yield of organic nitrates. The ON mass yields calculated from off-line FTIR analyses ($Y_{\text{ONp, FTIR}}\text{_{mass}}$) and on-line ACSM measurements ($Y_{\text{ONp, ACSM}}\text{_{mass}}$) are presented in Table 1. A reasonable agreement is observed between the two techniques considering the uncertainties and assumptions in the ACSM data treatment as well as the overall uncertainty on the filter sampling, extraction, and FTIR analysis. To our knowledge, this is the first comparison of ON quantification in the aerosol phase using ACSM and off-line FTIR. It can be concluded that the ACSM can be used to estimate the total ON concentration in the aerosol phase even though it is associated with a large uncertainty due to assumptions made for the data treatment. The main advantage of ACSM in comparison to off-line FTIR are that first, it does not require sample preparation and analysis, and then, it provides time-resolved measurements.

Since the individual quantification of oxidation products was not performed, this approach allows to estimate the fraction of organic nitrates in the particulate matter. The mass yields of ONs in the aerosol phase were observed to range from $8 \pm 3 \%$ to $18 \pm 6 \%$ for α -phellandrene and from $13 \pm 6 \%$ to $27 \pm 5 \%$ for β -phellandrene, depending on the experiment and the technique used. To estimate the contribution of ONs to the aerosol phase, the ratios $Y_{\text{ONp, mass}}/Y_{\text{SOA, mass}}$ were calculated and are provided in Table 1. These results indicate that for both monoterpenes, ONs are major constituents of the SOA, and their contribution can reach up to approximately 50 %.

The formation of gas-phase ONs was also monitored using *in situ* FTIR spectroscopy. The total ONs yield in the gas phase (Y_{ONg}) was determined for both monoterpenes by plotting the mixing ratio of ONs against the mixing ratio of the reacted monoterpene (see Fig. 3). Yields measured for each single experiment are provided in Table 1. A good agreement among the different experiments is observed, with the experimental points well fitted by the linear regression, indicating that the Y_{ONg} remains constant throughout the experiments. Moreover, the slope at the origin is not zero indicating that ONs are produced immediately and proportionally as monoterpene is consumed, which is consistent with the behavior of first-generation products. The fact that the slope remains constant during the experiments also indicates if primary ONs are consumed, they will evolve towards the formation of secondary ONs.

380 Previous studies (Picquet-Varrault et al., 2020; Suarez-Bertoa et al., 2012) have shown that organic nitrates may undergo losses on the stainless-steel chamber walls. The loss rate for various multifunctional ONs has been determined, with values ranging from 0.5 to $2 \times 10^{-5} \text{ s}^{-1}$. Under our experimental conditions, where the Y_{ONg} values were calculated over a relatively short time (less than 1 h), the wall losses are estimated to be less than 10 %. This estimation is confirmed by the good linearity observed in the plot. The molar yields (Y_{ONg}) obtained for α - and β -phellandrenes were found to be $40 \pm 12 \%$ and $49 \pm 16 \%$. These
 385 findings show that organic nitrates are major products of the NO_3 -initiated oxidation of these monoterpenes, as observed for other terpenes. For example, Fouqueau et al. (2020a, 2022) found Y_{ONg} of $43 \pm 10 \%$ for α -terpinene, $47 \pm 10 \%$ for γ -terpinene and for terpinolene, and $43 \pm 10 \%$ for β -caryophyllene. Similarly, Y_{ONg} obtained for limonene ranged from 30 % to 72 % (Hallquist et al., 1999; Spittler et al., 2006; Fry et al., 2011, 2014), while for β -pinene it varied between 40 % and 74 % (Hallquist et al., 1999; Fry et al., 2014; Boyd et al., 2015).

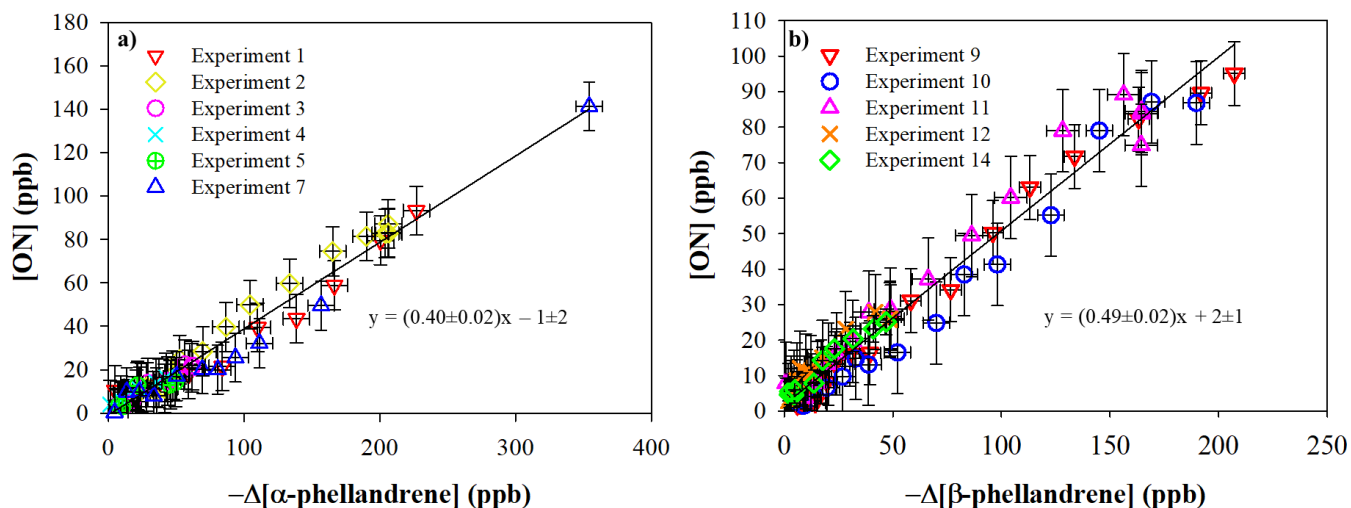


Figure 3: Formation of gas-phase organic nitrates as a function of the loss of : a) α -phellandrene and b) β -phellandrene.

3.3 Gas-phase products identification and formation pathways

In this section, the gas-phase products measured by PTR-ToF-MS are discussed. HOMs products measured by ToF-CIMS are discussed in a dedicated section. Table S1 provides a summary of the m/z and molecular formulas of the products detected using PTR-ToF-MS in H_3O^+ and NO^+ ionization modes. Time profiles of these products (illustrated in Fig. S1 for α -phellandrene) were used to determine whether they are first or second-generation products. Several products have been
 395 detected in both ionization modes, reinforcing confidence in their identification. For example, for α -phellandrene, the product $\text{C}_{10}\text{H}_{15}\text{NO}_4$ (MW = 213 g mol^{-1}) has been detected at m/z 214 as $[\text{M}+\text{H}]^+$ in H_3O^+ mode and at m/z 243 as $[\text{M}+\text{NO}]^+$ in NO^+ mode.

400 Mechanisms have been proposed to explain the formation of these products. NO_3 reacts with α - and β -phellandrenes through addition onto one of the two C=C bonds (H-abstraction being likely a negligible pathway) leading to the formation of four

different nitrooxy-alkyl radicals. Due to the presence of conjugated double bonds in phellandrenes, electron delocalization can lead to the formation of isomers (see Fig. 4). Although the favored position for NO₃ addition is the one resulting in the most substituted radical (Kerdouci et al., 2010), all alkyl radicals have been considered here. It is worth mentioning that most products derived from these various alkyl radicals are isomers that cannot be differentiated from each other with the analytical measurement techniques employed here. To facilitate the reading of the mechanism, pathways for only two radicals will be presented in the following.

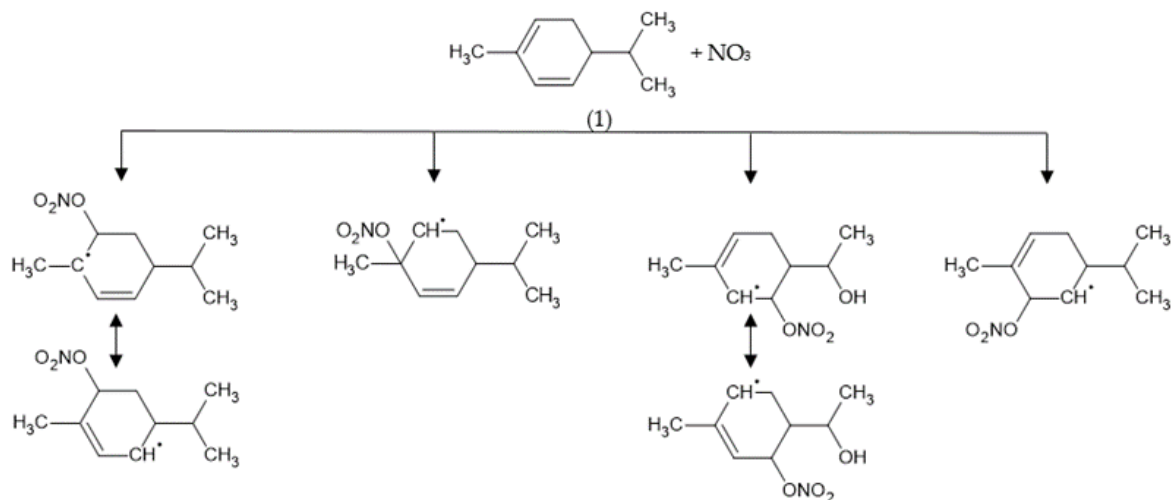


Figure 4: Different possible alkyl radicals resulting from NO₃ addition onto one of the two carbon double bonds of α -phellandrene

The oxidation scheme proposed to explain the formation of the detected products from α -phellandrene is presented in Fig. 5 while that for β -phellandrene is available in Fig. S4. Considering that only few differences were observed in the oxidation products for both monoterpenes, we will present the mechanism proposed to explain the formation of products detected for α -phellandrene and will only discuss the differences observed for β -phellandrene. First generation products which were detected are indicated in blue, while second generation products are highlighted in red. Following the addition of NO₃, the nitrooxy-alkyl radicals likely react rapidly with O₂ leading to the formation of peroxy radicals, RO₂ (reaction 2 in Fig. 5). These RO₂ radicals can further evolve following several reaction pathways described previously (R1-5), through various radical-radical reactions (RO₂ + RO₂, RO₂ + NO₃ and RO₂ + HO₂). As mentioned in the introduction, the RO₂ fate significantly affects the product distribution and the SOA yields (Bates et al., 2022; Day et al., 2022). Numerical simulations were therefore performed to identify the dominant RO₂ reaction pathways under our experimental conditions. Results are shown in Fig. 6 for Experiment 8. It can be observed that the RO₂ self-reactions represent more than 99 % of the total RO₂ consumption during the oxidation of the BVOC. This can be explained by the fact that N₂O₅ was introduced continuously in limited amount during the experiment, so that NO₃ was a limiting reactant. Once the BVOC is consumed, the contribution of RO₂ + NO₃ reactions

increases slightly and can represent up to a few % (approximately 7 %) of the RO₂ loss, which suggests that these reactions should not be neglected, in particular when considering second-generation products. These numerical simulations also confirm that NO₃ mixing ratios are very low and do not exceed few ppt. In the following discussion, only RO₂ + RO₂ and to a lesser extent, RO₂ + NO₃ will be considered, whereas RO₂ + HO₂ will be considered negligible as it represents less than 1 % with HO₂ concentrations below few 10⁴ molecule cm⁻³.

Alkoxy radicals (RO) can be formed via the RO₂ + RO₂ (reaction 3 in Fig. 5) and the RO₂ + NO₃ (Reaction 3' in Fig. 5) pathways. The RO₂ self-reaction may also form an hydroxynitrate (see reaction R1). However, no hydroxynitrate (MW = 215 g mol⁻¹) was observed. This reaction involves an H-atom transfer and requires at least one hydrogen atom linked to the carbon carrying the peroxy radical (i.e. not a tertiary peroxy radical). Considering that in our system, the most favorable peroxy radical is expected to be a tertiary one, this reaction would be indeed negligible. The hydroxynitrate was however observed for other monoterpenes having similar chemical structures, such as γ -terpinene and terpinolene (Fouqueau et al., 2022, 2020), whereas this was not the case for α -terpinene (Fouqueau et al., 2020). When comparing the studied terpenes (γ -terpinene, α -terpinene, terpinolene, α -phellandrene and β -phellandrene), it becomes evident that the hydroxynitrate formation is not observed in terpenes with conjugated double bonds. This can be explained by the fact that electronic delocalization favors the formation of the most substituted (tertiary) peroxy radicals, which do not readily undergo this reaction. Alkoxy radicals can undergo various pathways following reactions 4, 5, 6 and 7 in Fig. 5: (i) Through reaction 4, they can decompose by cleaving the C(ONO₂)-CH(O[•]) bond, resulting in a ring opening and the formation of a dicarbonyl compound with MW = 168 g mol⁻¹. This product was detected at m/z 169 in H₃O⁺ ionization mode and at m/z 168 in NO⁺ mode. (ii) The ring opening can also occur through a scission on the other side of the alkoxy group, leading to the formation of an alkyl radical (reaction 5). This latter can further evolve to the formation of trifunctional diketone product with a molecular weight of 229 g mol⁻¹, detected with a weak signal at m/z 230 in H₃O⁺ ionization mode and at m/z 259 in NO⁺ mode. (iii) Alkoxy radicals can also react with O₂ via reaction 6, leading to the formation of a ketonitrate with MW = 213 g mol⁻¹, detected at m/z 214 in H₃O⁺ ionization mode and at m/z 243 in NO⁺ mode. (iiii) Finally, the presence of an adjacent double bond to the alkoxy group can allow for an epoxidation reaction (reaction 7 in Fig. 5) (Vereecken et al., 2021; Wang et al., 2013), resulting in the formation of a nitrated epoxy alkyl radical. This radical can further evolve leading to the formation of a multifunctional epoxide having the same molecular weight (229 g mol⁻¹) as the previously observed diketone formed via reaction 5. As mentioned before, isomers cannot be distinguished by PTR-ToF-MS measurements.

In addition, a compound with a molecular weight of 152 g mol⁻¹ was detected at m/z 153 using H₃O⁺ ionization mode. Previous studies conducted in the CESAM chamber on α -terpinene, γ -terpinene, and terpinolene (Fouqueau et al., 2022, 2020) have also reported this mass, and it was attributed to an epoxide formed through the loss of the NO₂ group from a nitrooxy alkyl radical. However, this pathway is usually considered to be negligible in the presence of O₂. A possible explanation is that this signal results from a fragmentation process occurring in the drift tube of the PTR-ToF-MS. Other peaks were detected (e.g. m/z 149, 153) and corresponding raw formula were proposed but no formation pathways could be established to explain their formation. These peaks may also result from fragmentation processes.

First generation products that still possess a double bond can react further with NO_3 leading to second generation products colored in red in Fig. 5. This is supported by the time-dependent decrease of signals corresponding to primary products with molecular weights of 168 g mol^{-1} and 213 g mol^{-1} (see Fig. S2), as well as by the detection of secondary products with MW of 72 g mol^{-1} , 128 g mol^{-1} , and 245 g mol^{-1} . The compounds with MW of 72 and 128 g mol^{-1} correspond to second generation dicarbonyl products formed by decomposition of alkoxy radicals (reactions 4-3 and 4-4 in Fig. 5), themselves resulting from the oxidation of dicarbonyl compounds ($\text{MW} = 168 \text{ g mol}^{-1}$). These radicals can further evolve via reactions 2-3' and 2-4' to form highly functionalized products (tricarbonyl nitrates) with a MW of 245 g mol^{-1} . These compounds were detected at m/z 245 in NO^+ ionization mode. Additionally, the oxidation of the ketonitrate ($\text{MW} = 213 \text{ g mol}^{-1}$) can also lead to the formation of a compound with the same MW of 245 g mol^{-1} .

For β -phellandrene, the same first-generation products were detected but an additional product having the $\text{MW} = 138 \text{ g mol}^{-1}$ was observed. This product corresponds to an unsaturated carbonyl compound, which could be formed through alkoxy decomposition, as shown in Fig. S4 (reaction 4-1). Few differences were also observed for the second-generation products.



470 **Figure 5: Mechanism proposed to explain the formation of first-generation products (colored in blue) and second-generation products (colored in red) detected by PTR-ToF-MS for the reaction of α -phellandrene+NO₃.**

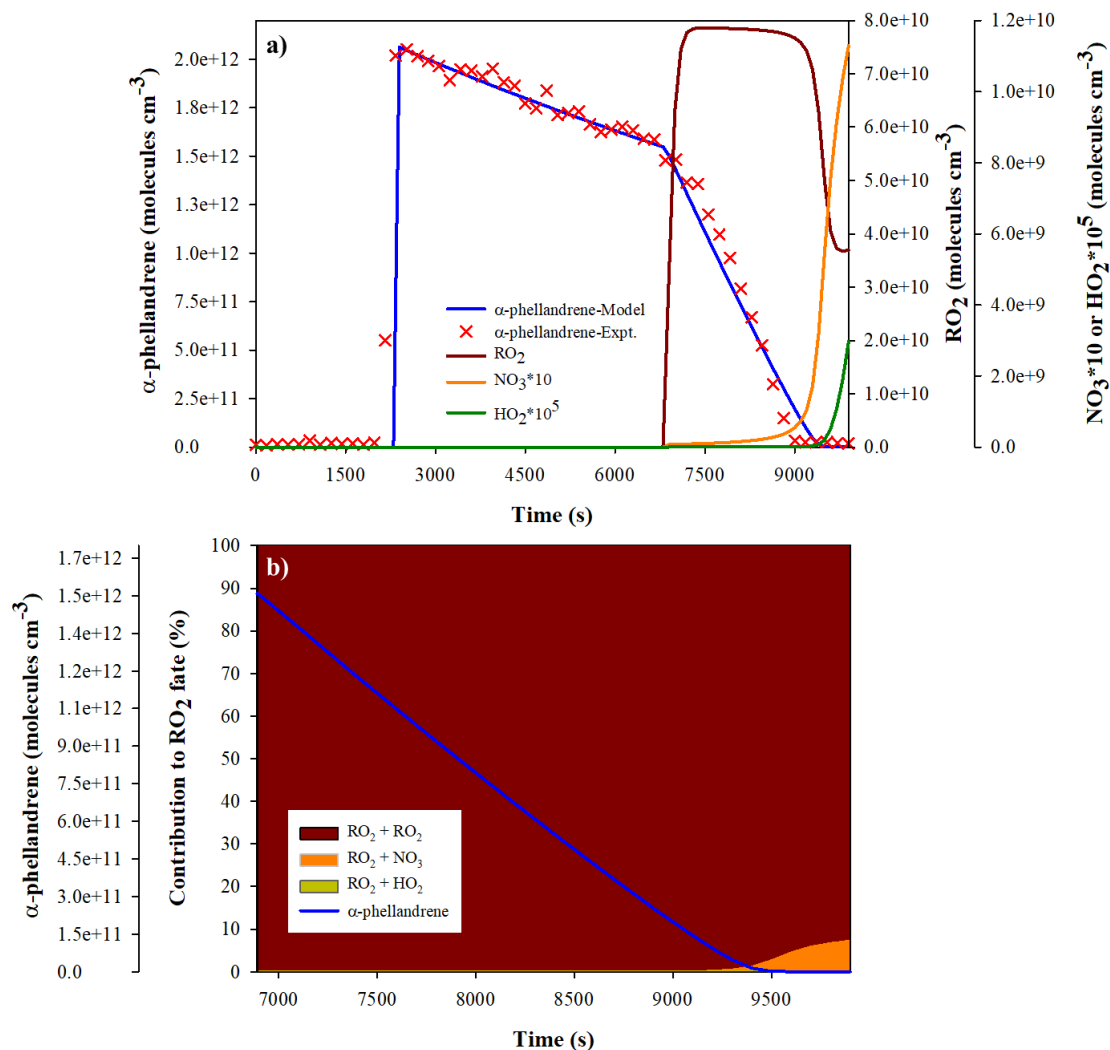


Figure 6: Results of the numerical simulation for Experiment 8. a) Modeled concentrations of: α -phellandrene, RO₂, NO₃ and HO₂. b) Contributions of RO₂, NO₃ and HO₂ to RO₂ total consumption.

475 3.4 HOMs identification and formation pathways

In addition to products detected by PTR-ToF-MS, gas-phase HOMs were monitored using ToF-CIMS. It was observed that HOMs are formed in the very first stage of the oxidation (see time profiles in Fig. S2) suggesting that these compounds are formed through autoxidation processes rather than being second generation products. Similar HOMs were detected for both monoterpenes, with only minor differences. Two types of HOMs, having distinct ranges of m/z ratio, were observed: HOM monomers with m/z between 300 and 400 and HOM dimers with m/z between 500 and 650 (see Fig. S5 and Fig. S6). For α -

480

phellandrene, a total of 22 HOM compounds were identified, including 8 monomers (C_9 and C_{10}) and 14 dimers (C_{17} and C_{20}). For β -phellandrene, 24 HOMs were identified, including 9 monomers and 15 dimers. All detected products contain at least six O atoms and one or two N atoms. Surprisingly, no HOM peroxy radicals were observed in this study. Identified products were categorized into families, grouping compounds that share the same number of C-, N-, and H-atoms, but different numbers of O-atoms. In total, we identified 3 monomer families ($C_9H_{14}N_2O_{9-10}$; $C_{10}H_{15}NO_{8-11}$ and $C_{10}H_{17}NO_{8-10}$) and 2 dimer families ($C_{17}H_{26}N_2O_{12-18}$ and $C_{20}H_{32}N_2O_{10-18}$). The carbon number offers valuable insight into potential fragmentation resulting from C-C bond cleavage, particularly for any carbon number that is not equal to 10 (for monomers) or 20 (for dimers). The hydrogen number provides information regarding terminal functional groups and bimolecular reactions involved in HOM formation. The nitrogen number can serve as an indicator of second-generation products or $NO_2 + RO_2$ reactions. The oxygen number provides an indication on how much autoxidation process occurred.

The gas-phase HOM monomers with the highest intensities for both monoterpenes are presented in Table 2. They are N_1 - C_{10} stable closed-shell products: $C_{10}H_{15}NO_x$ ($x = 8-11$), which may correspond to carbonyl or epoxide compounds, and $C_{10}H_{17}NO_x$ ($x = 8-10$), which may correspond to hydroxyl or hydroperoxide compounds. The time series of these HOMs showed a pattern of first-generation products. Their formation can be explained by the autoxidation of peroxy radicals which is described in Fig. 7. The first peroxy radicals being formed by the reaction of NO_3 with phellandrene (followed by reaction with O_2) are nitrooxy-peroxy (NO_3 - RO_2) radicals $C_{10}H_{16}NO_5^*$. These radicals can then undergo an autoxidation through H-shift and O_2 addition, leading to the formation of new nitrooxy-peroxy radicals ($C_{10}H_{16}NO_7^*$), which contain an additional $-OOH$ functional group (Fig. 7-a). This H-shift can proceed several times resulting in a progressive series of compounds with the general formula $C_{10}H_{16}NO_{2n+1}^*$ with an odd number of O atoms (see example in Fig. 7-a). This unimolecular pathway was shown to be favored by the presence of a $C=C$ double bond in a NO_3 - RO_2 radical (Møller et al., 2020; Vereecken and Nozière, 2020). Furthermore, nitrooxy-peroxy radicals can also form nitrooxy-alkoxy (NO_3 - RO) radicals via bimolecular reactions involving $RO_2 + RO_2$ and $RO_2 + NO_3$. The resulting NO_3 - RO radical can also undergo H-migration and O_2 addition, leading to the formation of new nitrooxy-peroxy radicals ($C_{10}H_{16}NO_6^*$), which contain an additional $-OH$ functional group (see Fig. 7-a). This “mixed” alkoxy-peroxy autoxidation pathway has been reported in the literature (e.g. Shen et al., 2021) and results in a series of $C_{10}H_{16}NO_{2n}^*$ with an even number of O atoms. In addition, as discussed previously, a nitrated-epoxy-peroxy radical ($C_{10}H_{16}NO_6^*$) can be formed via reaction 7 in Fig. 5. In this case, if we consider a comparable autoxidation pathway to that previously described for the nitrooxy-peroxy radical $C_{10}H_{16}NO_5^*$, it will result in a sequential series of $C_{10}H_{16}NO_{2n}^*$ radicals with an even number of O atoms. On the other hand, the “mixed” alkoxy-peroxy pathway leads to a progressive series of $C_{10}H_{16}NO_{2n+1}^*$ radicals with an odd number of O atoms. This mechanism is illustrated in Fig. 7-b.

The radical chain termination of $C_{10}H_{16}NO_{2n+1}^*$ and $C_{10}H_{16}NO_{2n}^*$ can occur through unimolecular termination channels, such as OH loss following H-abstraction from a carbon with a $-OOH$ group attached, or through bimolecular reactions such as $RO_2 + RO_2$. These termination reactions lead to the formation of closed-shell products such as carbonyl-nitrates, hydroxynitrates and hydroperoxynitrates. It is important to note that compounds with the same molecular formula, such as hydroxynitrates formed from $C_{10}H_{16}NO_x^*$ and hydroperoxynitrates formed from $C_{10}H_{16}NO_{x-1}^*$, cannot be distinguished based on mass spectra

515 analysis using TOF-CIMS. Among the C₁₀-HOM monomers, C₁₀H₁₅NO₈ and C₁₀H₁₇NO₈ were identified as having the highest signal intensities. Notably, the signal of C₁₀H₁₅NO₈ was found to be higher than that of C₁₀H₁₇NO₈. This has also been observed in the chemical systems involving β-pinene + NO₃ (Dam et al., 2022; Shen et al., 2021) and limonene + NO₃ (Guo et al., 2022). Finally, we also identified a family of C₉-HOMs (C₉H₁₄N₂O₉₋₁₀), which were detected with more intense signals for β-phellandrene than for α-phellandrene. These products can be formed by the cleavage of an exocyclic or endocyclic C-C bond
520 followed by autoxidation. For β-phellandrene, a first-generation C₉H₁₄N₂O₉ compound and a second-generation C₉H₁₄N₂O₁₀ compound were detected but we are not able to propose detailed formation mechanisms at this stage.

Table 2: Detected N₁-C₁₀ termination products with corresponding RO₂ radicals (C₁₀H₁₆NO_x*) (not detected, proposed based on termination product detection). “M” corresponds to the Molar mass of the peroxy radical

Peroxy radical (M)	Carbonyl/epoxide compounds (M-17)	Hydroxyl compounds (M-15)	Hydroperoxide compounds (M+1)
C ₁₀ H ₁₆ NO ₈ *	/	/	C ₁₀ H ₁₇ NO ₈
C ₁₀ H ₁₆ NO ₉ *	C ₁₀ H ₁₅ NO ₈	C ₁₀ H ₁₇ NO ₈	C ₁₀ H ₁₇ NO ₉
C ₁₀ H ₁₆ NO ₁₀ *	C ₁₀ H ₁₅ NO ₉	C ₁₀ H ₁₇ NO ₉	C ₁₀ H ₁₇ NO ₁₀
C ₁₀ H ₁₆ NO ₁₁ *	*C ₁₀ H ₁₅ NO ₁₀	C ₁₀ H ₁₇ NO ₁₀	/
C ₁₀ H ₁₆ NO ₁₂ *	C ₁₀ H ₁₅ NO ₁₁	/	/

*: Not detected for α-phellandrene

Dimers are formed by RO₂ accretion reactions (R5) (RO₂ + R'O₂ → ROOR' + O₂) (Berndt et al., 2018b; Dam et al., 2022; Shen et al., 2022; Zhao et al., 2018). In this study, two types of accretion products were identified, C₁₇H₂₆N₂O₁₂₋₁₈ and C₂₀H₃₂N₂O₁₀₋₁₈, with the C₂₀ dimers being detected with the more intense signals. For both monoterpenes, the temporal profiles of these HOM dimers showed a pattern of first-generation products, with very intense peaks present immediately after the initiation of the phellandrene oxidation, followed by a rapid decrease (see Fig. S2). Remarkably, this rapid decrease of dimers coincides with the particle formation, suggesting that HOMs dimers also contribute to SOA formation and/or growth. Within
530 the C₂₀ family, C₂₀H₃₂N₂O₁₆ was found to be detected with the more intense signal and exhibits the highest signal among all detected HOMs (monomers and dimers). Considering that the RO₂ self-reactions can involve two identical RO₂ radicals or two different types of RO₂, C₂₀H₃₂N₂O₁₆ can result from cross-reactions such as C₁₀H₁₆NO₉* + C₁₀H₁₆NO₉*, C₁₀H₁₆NO₁₀* + C₁₀H₁₆NO₈*, or C₁₀H₁₆NO₁₁* + C₁₀H₁₆NO₇*. Regarding C₁₇H₂₆N₂O₁₂₋₁₆ dimers, their formation may involve the reaction between a C₇-RO₂ radical and a C₁₀-RO₂ radical. It should be noted that the generation of a C₇-RO₂ radical can occur through
535 the alkoxy carbon chain decomposition and fragmentation of a C₁₀ monomer. It is expected that this fragmentation also leads to the formation of acetone. This was confirmed by the detection of acetone using PTR-ToF-MS. In conclusion, HOM monomers and dimers resulting from autooxidation processes have been detected with very similar patterns for both monoterpenes. The concomitant disappearance of dimers with the aerosol formation suggests that dimers play a significant

role in the particle formation. However, we cannot exclude that HOM monomer also contribute to it. No significant differences were observed in the gas-phase HOMs that could explain the differences observed in the SOA formation for the two monoterpenes.

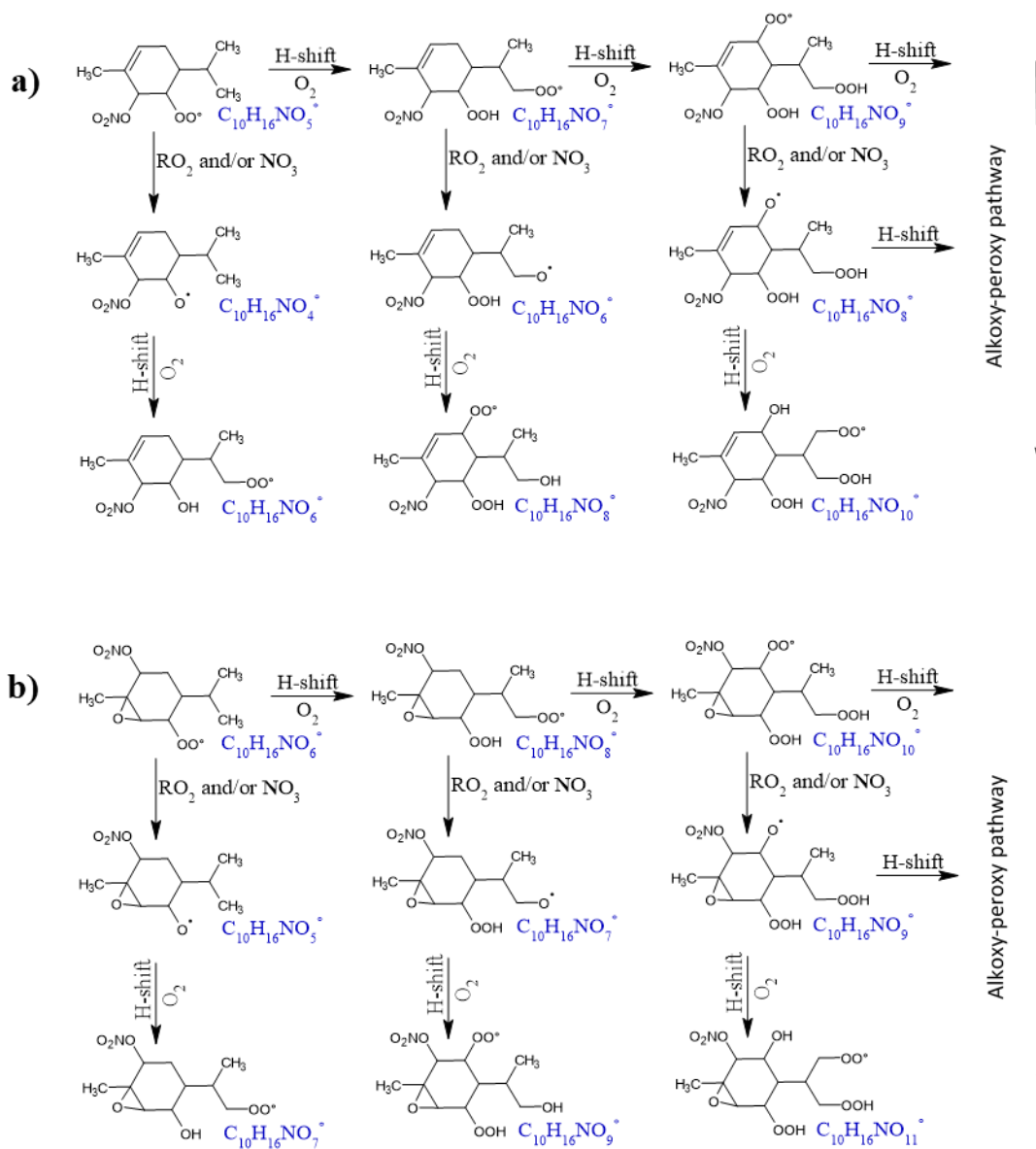


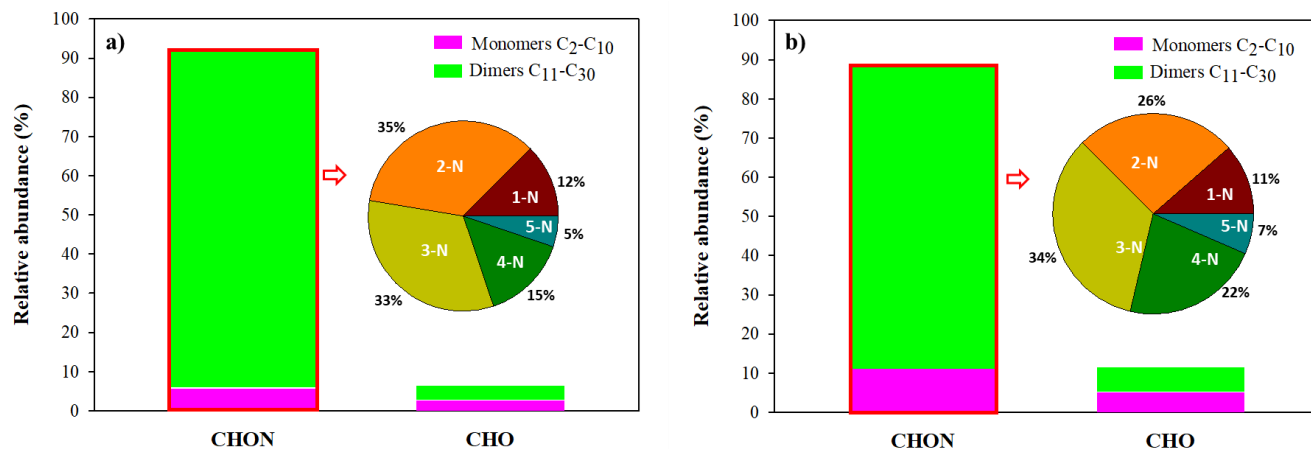
Figure 7: Illustrative scheme of H-shifts for peroxy and alkoxy radicals formed by the reaction α -phellandrene + NO₃. a) for unsaturated peroxy radicals; b) for epoxy-peroxy radicals.

545 3.5 Particulate-phase products identification

The chemical composition of the aerosol phase was investigated by filter sampling and analysis by Orbitrap-MS. Almost all HOM monomers and dimers that were detected in the gas-phase, including $C_{10}H_{15}NO_{7-11}$, $C_{10}H_{17}NO_{7-10}$, $C_{17}H_{26}N_2O_{10-17}$ and $C_{20}H_{32}N_2O_{10-18}$, were also observed in the aerosol phase. The fact that the same HOM monomers were detected in both phases indicates that monomers also contribute to the SOA formation. New products, which were not observed in the gas-phase, were
550 detected in the aerosol phase, such as $C_8H_{12}O_2$, $C_9H_{14}O_{4-5}$ and $C_{10}H_{18}N_2O_{10-11}$. Remarkably, within the dimers, new families of products with $N=3,4,5$ were identified. In particular, $C_{20}H_{33}N_3O_{14-19}$ were detected with very high signal intensities. If these products are formed in the gas phase, they should be detected by the ToF-CIMS, unless they rapidly partition into the condensed phase due to their low volatility. Another possible explanation is that these products are formed through chemical processes occurring in the particulate phase.

555 The products were classified into two categories according to their raw formulas: CHO and CHON. The relative contribution of each group was determined based on the intensity of their chromatographic peaks relative to the total signal intensity (%). It is important to keep in mind that different organic species may have different signal responses in mass spectrometry, but due to the lack of standards, we assumed that all species have the same response. Figure 8 compares, for α - and β -phellandrenes, the relative contribution of CHO and CHON products to the total signal intensity, their classification into
560 monomers and dimers, and the distribution of CHON compounds as a function of the number of N-atoms. It can be deduced that for both monoterpenes, CHON is the category with the highest contribution to the total signal intensity, with a relative contribution higher than 80 %, while CHO compounds contribute to less than 20 %. These findings confirm that organic nitrates are major constituents of SOA resulting from the oxidation of phellandrenes by NO_3 . Moreover, within the CHON group, dimers signals ($10 < C \leq 30$) account for more than 80 %. Among the monomers, C_{10} compounds have the highest
565 contribution to the total signal intensity, while C_{20} compounds contribute the most to the total signal intensity among dimers (see Fig. S7). The distribution of CHON compounds as a function of the number of N shows the formation of products with $N > 2$ ($N=3,4,5$) that were not detected in the gas-phase (see Fig. 8). Also, some differences are observed in their distribution between the two monoterpenes. The contributions of 4-N and 5-N products to the total signal intensity of CHON compounds are higher for β -phellandrene than for α -phellandrene, while the contribution of 3-N compounds is similar. In total, CHON
570 compounds with $N > 2$ represent up to 63 % of the total signal intensity of CHON compounds for β -phellandrene and 53 % for α -phellandrene. However, 2-N products have higher contribution to the total signal intensity of CHON compounds for α -phellandrene. Given that the addition of a nitro group leads to a decrease of the volatility (Kroll and Seinfeld, 2008), these differences in N number may explain the differences observed in the SOA yields. Additionally, differences were observed in the distribution of products as a function of their C number (see Fig. S7). A non-negligible contribution of compounds with a
575 carbon number lower than 9 in the particulate phase was observed for α -phellandrene, suggesting more fragmentation of the oxidation products for α -phellandrene than for β -phellandrene. The formation of these compounds is expected to result from

the cleavage of a C-C bond adjacent to the alkoxy group. This can also explain why β -phellandrene is a more efficient SOA precursor than α -phellandrene.



580 **Figure 8: The relative abundance of CHON and CHO compounds in the particulate phase, their classification into monomers and dimers, and the distribution of CHON compounds as a function of the number of N-atoms. a) for α -phellandrene and b) for β -phellandrene.**

4. Conclusion

585 This study has provided in-depth investigation of the NO_3 -initiated oxidation of α - and β -phellandrenes thanks to experiments in the CESAM simulation chamber and by combining a wide variety of analytical techniques (FTIR, PTR-ToF-MS, ACSM, ToF-CIMS, Orbitrap, SMPS). SOA yields were measured, and oxidation products, including HOMs, were investigated in the gas and aerosol phases. Numerical simulations were also performed to investigate the dominant chemical regimes for RO_2 radicals. To our knowledge, this study is the first mechanistic study on the reactions of α - and β -phellandrenes with NO_3 radical.

590 In this study, we have shown that α - and β -phellandrenes are efficient SOA precursors with yields reaching up to 35 % and 60 %, respectively. Considering that experiments were performed using the same protocol, we could deduce that β -phellandrene generates significantly more SOA than α -phellandrene. We also showed that these reactions produce large amounts of organic nitrates in both the gas and aerosol phases, similarly to what was observed for other monoterpenes. Total molar yields of organic nitrates (gas + aerosol) were found to range between 40 and 60 % and these compounds were shown to be major constituents of the particulate phase, with mass contribution up to 50 %. This was confirmed by Orbitrap analyses, which have shown that relative abundance (in signal intensity) of CHON compounds is higher than 80 %.

To gain deeper insight into the mechanisms, chemical analyses of the products in both gaseous and particulate phases were performed using various mass spectrometry techniques. For both monoterpenes, several types of first-generation products were detected, including carbonyl nitrates, dicarbonyl nitrates and dicarbonyls. Second-generation products, which result from the

600 addition of NO₃ radical onto the second C=C bond, were also detected. They are of two types: i) tricarbonyl nitrates, which are low volatility products, and ii) products resulting from fragmentation such as dicarbonyls. We could also detect a number of gas-phase HOM monomers and dimers and highlight the significance of the autooxidation processes for these monoterpenes. Numerical simulations have shown that, under our experimental conditions, RO₂ radicals evolve mainly by cross reactions (RO₂ + RO₂). This is consistent with the detection of gas-phase accretion products (dimers). Chemical mechanisms have been
605 proposed to explain the formation of these products. Given that gas-phase products were similar for the two monoterpenes, they cannot explain the differences in SOA yields. However, some differences in the aerosol phase chemical composition have been observed: products with high number of N atoms (4-N and 5-N), which could result from condensed phase chemistry, were observed to be more abundant (in relative signal intensity) for β-phellandrene than for α-phellandrene. In addition, products having less than 10 C-atoms were more abundant (in relative signal intensity) for α-phellandrene, suggesting more
610 fragmentation of the oxidation products of α-phellandrene than for β-phellandrene. These observations may explain why β-phellandrene is a more efficient SOA precursor than α-phellandrene. Deeper investigation of these processes is needed to better understand differences in the SOA yields observed between α- and β-phellandrenes.

Data availability

The data that support the findings of this study are openly available in EUROCHAMP-2020 data centre at
615 <https://www.eurochamp.org/>.

Author contributions

BPV and MCi coordinated the research. SH, BPV, MCi designed the experiments in the simulation chamber. SH performed the experiments with the technical support from BPV, MCi, MCa, EP, AB, SA (ToF-CIMS), CC (ToF-CIMS), VM (ToF-CIMS). SH also performed data treatment and interpretation with MCi and BPV. SA performed data treatment for the ToF-CIMS. Orbitrap analyses were conducted by FB. CG provided the expertise in Orbitrap-MS analyses. SH drafted the initial
620 manuscript. All authors made contributions to this work and approved the final version of the manuscript.

Competing interests

C. Cantrell is co-organizer of the special issue “Atmospheric Chemistry of the Suburban Forest – multiplatform observational campaign of the chemistry and physics of mixed urban and biogenic emissions (ACP/AMT inter-journal SI)”. The remaining
625 authors declare no competing interests.

Acknowledgments

The authors gratefully acknowledge CNRS-INSU for supporting CESAM platform as a component of the ACTRIS Research Infrastructure. This work has benefited from the support of the research infrastructure ACTRIS-FR and the European Commission, Horizon 2020 Research Infrastructures (EUROCHAMP-2020, grant n° 730997). This work was also supported by the French Environment and Energy Management Agency (ADEME), by Paris Region in the framework of call for projects from DIM Qi2, by the French National Research Agency (ACROSS project, ANR-17-MPGA-0002) and by the French National program LEFE of the CNRS/INSU. Orbitrap analyses were supported by a BP Next Generation fellowship awarded by the Yusuf Hamied Department of Chemistry at the University of Cambridge to CG. The authors also thank AERIS (<https://www.aeris-data.fr/>) for curing and distributing the data within EUROCHAMP Data Center. The authors also want to thank ICARE insitute, and especially Wahid Mellouki and Véronique Daële, for the loan of their CI-APi-ToF-MS inlet, without which this study would have not been possible.

References

- Alage, S., Michoud, V., Harb, S., Picquet-Varrault, B., Cirtog, M., Kumar, A., Rissanen, M., Cantrell, C., 2024. A Nitrate Ion Chemical Ionization Atmospheric Pressure interface Time-of-Flight Mass Spectrometer (NO_3^- ToFCIMS): calibration and sensitivity study. *Atmospheric Measurement Techniques Discussions* 1–31. <https://doi.org/10.5194/amt-2024-20>
- Bates, K.H., Burke, G.J.P., Cope, J.D., Nguyen, T.B., 2022. Secondary organic aerosol and organic nitrogen yields from the nitrate radical (NO_3) oxidation of α -pinene from various RO_2 fates. *Atmospheric Chemistry and Physics* 22, 1467–1482. <https://doi.org/10.5194/acp-22-1467-2022>
- Bell, D.M., Wu, C., Bertrand, A., Graham, E., Schoonbaert, J., Giannoukos, S., Baltensperger, U., Prevot, A.S.H., Riipinen, I., El Haddad, I., Mohr, C., 2022. Particle-phase processing of α -pinene NO_3 secondary organic aerosol in the dark. *Atmospheric Chemistry And Physics* 22, 13167–13182.
- Berndt, T., Mentler, B., Scholz, W., Fischer, L., Herrmann, H., Kulmala, M., Hansel, A., 2018a. Accretion Product Formation from Ozonolysis and OH Radical Reaction of α -Pinene: Mechanistic Insight and the Influence of Isoprene and Ethylene. *Environ. Sci. Technol.* 52, 11069–11077. <https://doi.org/10.1021/acs.est.8b02210>
- Berndt, T., Scholz, W., Mentler, B., Fischer, L., Herrmann, H., Kulmala, M., Hansel, A., 2018b. Accretion Product Formation from Self- and Cross-Reactions of RO_2 Radicals in the Atmosphere. *Angewandte Chemie International Edition* 57, 3820–3824. <https://doi.org/10.1002/anie.201710989>
- Bianchi, F., Kurtén, T., Riva, M., Mohr, C., Rissanen, M.P., Roldin, P., Berndt, T., Crounse, J.D., Wennberg, P.O., Mentel, T.F., Wildt, J., Junninen, H., Jokinen, T., Kulmala, M., Worsnop, D.R., Thornton, J.A., Donahue, N., Kjaergaard, H.G., Ehn, M., 2019. Highly Oxygenated Organic Molecules (HOM) from Gas-Phase Autoxidation Involving Peroxy Radicals: A Key Contributor to Atmospheric Aerosol. *Chem. Rev.* 119, 3472–3509. <https://doi.org/10.1021/acs.chemrev.8b00395>
- Boyd, C.M., Sanchez, J., Xu, L., Eugene, A.J., Nah, T., Tuet, W.Y., Guzman, M.I., Ng, N.L., 2015. Secondary organic aerosol formation from the β -pinene+ NO_3 system: effect of humidity and peroxy radical fate. *Atmospheric Chemistry and Physics* 15, 7497–7522. <https://doi.org/10.5194/acp-15-7497-2015>
- Brown, S.S., deGouw, J.A., Warneke, C., Ryerson, T.B., Dubé, W.P., Atlas, E., Weber, R.J., Peltier, R.E., Neuman, J.A., Roberts, J.M., Swanson, A., Flocke, F., McKeen, S.A., Brioude, J., Sommariva, R., Trainer, M., Fehsenfeld, F.C., Ravishankara, A.R., 2009. Nocturnal isoprene oxidation over the Northeast United States in summer and its impact on reactive nitrogen partitioning and secondary organic aerosol. *Atmospheric Chemistry and Physics* 9, 3027–3042. <https://doi.org/10.5194/acp-9-3027-2009>

- Brown, S.S., Dubé, W.P., Peischl, J., Ryerson, T.B., Atlas, E., Warneke, C., de Gouw, J.A., de Lintel Hekkert, S., Brock, C.A., Flocke, F., Trainer, M., Parrish, D.D., Feshenfeld, F.C., Ravishankara, A.R., 2011. Budgets for nocturnal VOC oxidation by nitrate radicals aloft during the 2006 Texas Air Quality Study. *Journal of Geophysical Research: Atmospheres* 116. <https://doi.org/10.1029/2011JD016544>
- 670 Brown, S.S., Stutz, J., 2012. Nighttime radical observations and chemistry. *Chem. Soc. Rev.* 41, 6405–6447. <https://doi.org/10.1039/C2CS35181A>
- Bruns, E.A., Perraud, V., Zelenyuk, A., Ezell, M.J., Johnson, S.N., Yu, Y., Imre, D., Finlayson-Pitts, B.J., Alexander, M.L., 2010. Comparison of FTIR and Particle Mass Spectrometry for the Measurement of Particulate Organic Nitrates. *Environ. Sci. Technol.* 44, 1056–1061. <https://doi.org/10.1021/es9029864>
- 675 Claflin, M.S., Ziemann, P.J., 2018. Identification and Quantitation of Aerosol Products of the Reaction of β -Pinene with NO_3 Radicals and Implications for Gas- and Particle-Phase Reaction Mechanisms. *J. Phys. Chem. A* 122, 3640–3652. <https://doi.org/10.1021/acs.jpca.8b00692>
- Crounse, J.D., Nielsen, L.B., Jørgensen, S., Kjaergaard, H.G., Wennberg, P.O., 2013. Autoxidation of Organic Compounds in the Atmosphere. *J. Phys. Chem. Lett.* 4, 3513–3520. <https://doi.org/10.1021/jz4019207>
- 680 Curtis, A., 1980. THE FACSIMILE NUMERICAL INTEGRATOR FOR STIFF INITIAL VALUE PROBLEMS.
- Dam, M., Draper, D.C., Marsavin, A., Fry, J.L., Smith, J.N., 2022. Observations of gas-phase products from the nitrate-radical-initiated oxidation of four monoterpenes. *Atmospheric Chemistry and Physics* 22, 9017–9031. <https://doi.org/10.5194/acp-22-9017-2022>
- Day, D.A., Fry, J.L., Kang, H.G., Krechmer, J.E., Ayres, B.R., Keehan, N.I., Thompson, S.L., Hu, W., Campuzano-Jost, P., Schroder, J.C., Stark, H., DeVault, M.P., Ziemann, P.J., Zarzana, K.J., Wild, R.J., Dubé, W.P., Brown, S.S., Jimenez, J.L., 2022. Secondary Organic Aerosol Mass Yields from NO_3 Oxidation of α -Pinene and Δ -Carene: Effect of RO_2 Radical Fate. *J. Phys. Chem. A* 126, 7309–7330. <https://doi.org/10.1021/acs.jpca.2c04419>
- DeVault, M.P., Ziola, A.C., Ziemann, P.J., 2022. Products and Mechanisms of Secondary Organic Aerosol Formation from the NO_3 Radical-Initiated Oxidation of Cyclic and Acyclic Monoterpenes. *ACS Earth Space Chem.* 6, 2076–2092. <https://doi.org/10.1021/acsearthspacechem.2c00130>
- 690 Doussin, J.-F., Fuchs, H., Kiendler-Scharr, A., Seakins, P., Wenger, J. (Eds.), 2023. A Practical Guide to Atmospheric Simulation Chambers. Springer Nature. <https://doi.org/10.1007/978-3-031-22277-1>
- Draper, D.C., Farmer, D.K., Desyaterik, Y., Fry, J.L., 2015. A qualitative comparison of secondary organic aerosol yields and composition from ozonolysis of monoterpenes at varying concentrations of NO_2 . *Atmospheric Chemistry and Physics* 15, 12267–12281. <https://doi.org/10.5194/acp-15-12267-2015>
- 695 Draper, D.C., Myllys, N., Hyttinen, N., Møller, K.H., Kjaergaard, H.G., Fry, J.L., Smith, J.N., Kurtén, T., 2019. Formation of Highly Oxidized Molecules from NO_3 Radical Initiated Oxidation of Δ -3-Carene: A Mechanistic Study. *ACS Earth Space Chem.* 3, 1460–1470. <https://doi.org/10.1021/acsearthspacechem.9b00143>
- Duncanu, M., David, M., Kartigeyane, S., Cirtog, M., Doussin, J.-F., Picquet-Varrault, B., 2017. Measurement of alkyl and multifunctional organic nitrates by proton-transfer-reaction mass spectrometry. *Atmospheric Measurement Techniques* 10, 1445–1463. <https://doi.org/10.5194/amt-10-1445-2017>
- 700 Ehn, M., Thornton, J.A., Kleist, E., Sipilä, M., Junninen, H., Pullinen, I., Springer, M., Rubach, F., Tillmann, R., Lee, B., Lopez-Hilfiker, F., Andres, S., Acir, I.-H., Rissanen, M., Jokinen, T., Schobesberger, S., Kangasluoma, J., Kontkanen, J., Nieminen, T., Kurtén, T., Nielsen, L.B., Jørgensen, S., Kjaergaard, H.G., Canagaratna, M., Maso, M.D., Berndt, T., Petäjä, T., Wahner, A., Kerminen, V.-M., Kulmala, M., Worsnop, D.R., Wildt, J., Mentel, T.F., 2014. A large source of low-volatility secondary organic aerosol. *Nature* 506, 476–479. <https://doi.org/10.1038/nature13032>
- EMEP/EEA air pollutant emission inventory guidebook, 2023. URL <https://www.eea.europa.eu/en/analysis/publications/emep-eea-guidebook-2023> (accessed 1.19.25).
- Farmer, D.K., Matsunaga, A., Docherty, K.S., Surratt, J.D., Seinfeld, J.H., Ziemann, P.J., Jimenez, J.L., 2010. Response of an aerosol mass spectrometer to organonitrates and organosulfates and implications for atmospheric chemistry. *Proceedings of the National Academy of Sciences* 107, 6670–6675. <https://doi.org/10.1073/pnas.0912340107>
- 710 Faxon, C., Hammes, J., Le Breton, M., Pathak, R.K., Hallquist, M., 2018. Characterization of organic nitrate constituents of secondary organic aerosol (SOA) from nitrate-radical-initiated oxidation of limonene using high-resolution chemical ionization mass spectrometry. *Atmospheric Chemistry and Physics* 18, 5467–5481. <https://doi.org/10.5194/acp-18-5467-2018>
- 715

- Fisher, J.A., Jacob, D.J., Travis, K.R., Kim, P.S., Marais, E.A., Chan Miller, C., Yu, K., Zhu, L., Yantosca, R.M., Sulprizio, M.P., Mao, J., Wennberg, P.O., Crounse, J.D., Teng, A.P., Nguyen, T.B., St. Clair, J.M., Cohen, R.C., Romer, P., Nault, B.A., Wooldridge, P.J., Jimenez, J.L., Campuzano-Jost, P., Day, D.A., Hu, W., Shepson, P.B., Xiong, F., Blake, D.R., Goldstein, A.H., Misztal, P.K., Hanisco, T.F., Wolfe, G.M., Ryerson, T.B., Wisthaler, A., Mikoviny, T., 2016. Organic nitrate chemistry and its implications for nitrogen budgets in an isoprene- and monoterpene-rich atmosphere: constraints from aircraft (SEAC⁴RS) and ground-based (SOAS) observations in the Southeast US. *Atmospheric Chemistry and Physics* 16, 5969–5991. <https://doi.org/10.5194/acp-16-5969-2016>
- Fouqueau, A., Cirtog, M., Cazaunau, M., Pangui, E., Doussin, J.-F., Picquet-Varrault, B., 2022. An experimental study of the reactivity of terpinolene and β -caryophyllene with the nitrate radical. *Atmospheric Chemistry and Physics* 22, 6411–6434. <https://doi.org/10.5194/acp-22-6411-2022>
- Fouqueau, A., Cirtog, M., Cazaunau, M., Pangui, E., Doussin, J.-F., Picquet-Varrault, B., 2020. A comparative and experimental study of the reactivity with nitrate radical of two terpenes: α -terpinene and γ -terpinene. *Atmospheric Chemistry and Physics* 20, 15167–15189. <https://doi.org/10.5194/acp-20-15167-2020>
- Fry, J.L., Draper, D.C., Barsanti, K.C., Smith, J.N., Ortega, J., Winkler, P.M., Lawler, M.J., Brown, S.S., Edwards, P.M., Cohen, R.C., Lee, L., 2014. Secondary Organic Aerosol Formation and Organic Nitrate Yield from NO₃ Oxidation of Biogenic Hydrocarbons. *Environ. Sci. Technol.* 48, 11944–11953. <https://doi.org/10.1021/es502204x>
- Fry, J.L., Kiendler-Scharr, A., Rollins, A.W., Brauers, T., Brown, S.S., Dorn, H.-P., Dubé, W.P., Fuchs, H., Mensah, A., Rohrer, F., Tillmann, R., Wahner, A., Wooldridge, P.J., Cohen, R.C., 2011. SOA from limonene: role of NO₃ in its generation and degradation. *Atmospheric Chemistry and Physics* 11, 3879–3894. <https://doi.org/10.5194/acp-11-3879-2011>
- Geyer, A., Alicke, B., Konrad, S., Schmitz, T., Stutz, J., Platt, U., 2001. Chemistry and oxidation capacity of the nitrate radical in the continental boundary layer near Berlin. *Journal of Geophysical Research: Atmospheres* 106, 8013–8025. <https://doi.org/10.1029/2000JD900681>
- Goldstein, A.H., Galbally, I.E., 2007. Known and unknown organic constituents in the Earth's atmosphere. *Environ Sci Technol* 41, 1514–1521. <https://doi.org/10.1021/es072476p>
- Guenther, A., Karl, T., Harley, P., Wiedinmyer, C., Palmer, P.I., Geron, C., 2006. Estimates of global terrestrial isoprene emissions using MEGAN (Model of Emissions of Gases and Aerosols from Nature). *Atmospheric Chemistry and Physics* 6, 3181–3210. <https://doi.org/10.5194/acp-6-3181-2006>
- Guenther, A.B., Jiang, X., Heald, C.L., Sakulyanontvittaya, T., Duhl, T., Emmons, L.K., Wang, X., 2012. The Model of Emissions of Gases and Aerosols from Nature version 2.1 (MEGAN2.1): an extended and updated framework for modeling biogenic emissions. *Geoscientific Model Development* 5, 1471–1492. <https://doi.org/10.5194/gmd-5-1471-2012>
- Guo, Y., Shen, H., Pullinen, I., Luo, H., Kang, S., Vereecken, L., Fuchs, H., Hallquist, M., Acir, I.-H., Tillmann, R., Rohrer, F., Wildt, J., Kiendler-Scharr, A., Wahner, A., Zhao, D., Mentel, T.F., 2022. Identification of highly oxygenated organic molecules and their role in aerosol formation in the reaction of limonene with nitrate radical. *Atmospheric Chemistry and Physics* 22, 11323–11346. <https://doi.org/10.5194/acp-22-11323-2022>
- Hallquist, M., Ljungstroem, E., Waengberg, I., Barnes, I., Becker, K.H., 1999. Aerosol and product yields from NO₃ radical-initiated oxidation of selected monoterpenes. *Environmental Science and Technology* 33. <https://doi.org/10.1021/es980292s>
- Hao, L.Q., Yli-Pirilä, P., Tiitta, P., Romakkaniemi, S., Vaattovaara, P., Kajos, M.K., Rinne, J., Heijari, J., Kortelainen, A., Miettinen, P., Kroll, J.H., Holopainen, J.K., Smith, J.N., Joutsensaari, J., Kulmala, M., Worsnop, D.R., Laaksonen, A., 2009. New particle formation from the oxidation of direct emissions of pine seedlings. *Atmospheric Chemistry and Physics* 9, 8121–8137. <https://doi.org/10.5194/acp-9-8121-2009>
- Harb, S., Cirtog, M., Cazaunau, M., Pangui, E., Bergé, A., Picquet-Varrault, B., 2025. Experimental Kinetic Study of the Reactions Between NO₃ Radicals and α - and β -Phellandrenes. *International Journal of Chemical Kinetics*. <https://doi.org/10.1002/kin.21782>
- He, C., Murray, F., Lyons, T., 2000. Monoterpene and isoprene emissions from 15 *Eucalyptus* species in Australia. *Atmospheric Environment* 34, 645–655. [https://doi.org/10.1016/S1352-2310\(99\)00219-8](https://doi.org/10.1016/S1352-2310(99)00219-8)

- Hjorth, J., Ottobriani, G., Cappellani, F., Restelli, G., 1987. A Fourier transform infrared study of the rate constant of the homogeneous gas-phase reaction nitrogen oxide (N_2O_5) + water and determination of absolute infrared band intensities of N_2O_5 and nitric acid. *J. Phys. Chem.* 91, 1565–1568. <https://doi.org/10.1021/j100290a055>
- Huang, W., Saathoff, H., Shen, X., Ramisetty, R., Leisner, T., Mohr, C., 2019. Chemical Characterization of Highly Functionalized Organonitrates Contributing to Night-Time Organic Aerosol Mass Loadings and Particle Growth. *Environ. Sci. Technol.* 53, 1165–1174. <https://doi.org/10.1021/acs.est.8b05826>
- Ito, A., Sillman, S., Penner, J.E., 2007. Effects of additional nonmethane volatile organic compounds, organic nitrates, and direct emissions of oxygenated organic species on global tropospheric chemistry. *Journal of Geophysical Research: Atmospheres* 112. <https://doi.org/10.1029/2005JD006556>
- Janson, R., 1992. Monoterpene concentrations in and above a forest of scots pine. *J Atmos Chem* 14, 385–394. <https://doi.org/10.1007/BF00115246>
- Jokinen, T., Berndt, T., Makkonen, R., Kerminen, V.-M., Junninen, H., Paasonen, P., Stratmann, F., Herrmann, H., Guenther, A.B., Worsnop, D.R., Kulmala, M., Ehn, M., Sipilä, M., 2015. Production of extremely low volatile organic compounds from biogenic emissions: Measured yields and atmospheric implications. *Proceedings of the National Academy of Sciences* 112, 7123–7128. <https://doi.org/10.1073/pnas.1423977112>
- Joutsensaari, J., Yli-Pirilä, P., Korhonen, H., Arola, A., Blande, J.D., Heijari, J., Kivimäenpää, M., Mikkonen, S., Hao, L., Miettinen, P., Lyytikäinen-Saarenmaa, P., Faiola, C.L., Laaksonen, A., Holopainen, J.K., 2015. Biotic stress accelerates formation of climate-relevant aerosols in boreal forests. *Atmospheric Chemistry and Physics* 15, 12139–12157. <https://doi.org/10.5194/acp-15-12139-2015>
- Junninen, H., Ehn, M., Petäjä, T., Luosujärvi, L., Kotiaho, T., Kostianinen, R., Rohner, U., Gonin, M., Fuhrer, K., Kulmala, M., Worsnop, D.R., 2010. A high-resolution mass spectrometer to measure atmospheric ion composition. *Atmospheric Measurement Techniques* 3, 1039–1053. <https://doi.org/10.5194/amt-3-1039-2010>
- K. Lai, A.C., Nazaroff, W.W., 2000. Modeling indoor particle deposition from turbulent flow onto smooth surfaces. *Journal of Aerosol Science* 31, 463–476. [https://doi.org/10.1016/S0021-8502\(99\)00536-4](https://doi.org/10.1016/S0021-8502(99)00536-4)
- Kenagy, H.S., Romer Present, P.S., Wooldridge, P.J., Nault, B.A., Campuzano-Jost, P., Day, D.A., Jimenez, J.L., Zare, A., Pye, H.O.T., Yu, J., Song, C.H., Blake, D.R., Woo, J.-H., Kim, Y., Cohen, R.C., 2021. Contribution of Organic Nitrates to Organic Aerosol over South Korea during KORUS-AQ. *Environ. Sci. Technol.* 55, 16326–16338. <https://doi.org/10.1021/acs.est.1c05521>
- Kerdouci, J., Picquet-Varrault, B., Doussin, J.-F., 2010. Prediction of Rate Constants for Gas-Phase Reactions of Nitrate Radical with Organic Compounds: A New Structure–Activity Relationship. *ChemPhysChem* 11, 3909–3920. <https://doi.org/10.1002/cphc.201000673>
- Kiendler-Scharr, A., Mensah, A.A., Friese, E., Topping, D., Nemitz, E., Prevot, A.S.H., Äijälä, M., Allan, J., Canonaco, F., Canagaratna, M., Carbone, S., Crippa, M., Dall'Osto, M., Day, D.A., De Carlo, P., Di Marco, C.F., Elbern, H., Eriksson, A., Freney, E., Hao, L., Herrmann, H., Hildebrandt, L., Hillamo, R., Jimenez, J.L., Laaksonen, A., McFiggans, G., Mohr, C., O'Dowd, C., Otjes, R., Ovadnevaite, J., Pandis, S.N., Poulain, L., Schlag, P., Sellegri, K., Swietlicki, E., Tiitta, P., Vermeulen, A., Wahner, A., Worsnop, D., Wu, H.-C., 2016. Ubiquity of organic nitrates from nighttime chemistry in the European submicron aerosol. *Geophysical Research Letters* 43, 7735–7744. <https://doi.org/10.1002/2016GL069239>
- Kourtchev, I., Fuller, S.J., Giorio, C., Healy, R.M., Wilson, E., O'Connor, I., Wenger, J.C., McLeod, M., Aalto, J., Ruuskanen, T.M., Maenhaut, W., Jones, R., Venables, D.S., Sodeau, J.R., Kulmala, M., Kalberer, M., 2014. Molecular composition of biogenic secondary organic aerosols using ultrahigh-resolution mass spectrometry: comparing laboratory and field studies. *Atmospheric Chemistry and Physics* 14, 2155–2167. <https://doi.org/10.5194/acp-14-2155-2014>
- Kroll, J.H., Seinfeld, J.H., 2008. Chemistry of secondary organic aerosol: Formation and evolution of low-volatility organics in the atmosphere. *Atmospheric Environment* 42, 3593–3624. <https://doi.org/10.1016/j.atmosenv.2008.01.003>
- Lamkaddam, H., Gratién, A., Pangui, E., Cazaunau, M., Picquet-Varrault, B., Doussin, J.-F., 2017. High-NO_x Photooxidation of n-Dodecane: Temperature Dependence of SOA Formation. *Environ. Sci. Technol.* 51, 192–201. <https://doi.org/10.1021/acs.est.6b03821>
- Lee, B.H., Mohr, C., Lopez-Hilfiker, F.D., Lutz, A., Hallquist, M., Lee, L., Romer, P., Cohen, R.C., Iyer, S., Kurtén, T., Hu, W., Day, D.A., Campuzano-Jost, P., Jimenez, J.L., Xu, L., Ng, N.L., Guo, H., Weber, R.J., Wild, R.J., Brown, S.S.,

- 815 Koss, A., de Gouw, J., Olson, K., Goldstein, A.H., Seco, R., Kim, S., McAvey, K., Shepson, P.B., Starn, T., Baumann, K., Edgerton, E.S., Liu, J., Shilling, J.E., Miller, D.O., Brune, W., Schobesberger, S., D'Ambro, E.L., Thornton, J.A., 2016. Highly functionalized organic nitrates in the southeast United States: Contribution to secondary organic aerosol and reactive nitrogen budgets. *Proceedings of the National Academy of Sciences* 113, 1516–1521. <https://doi.org/10.1073/pnas.1508108113>
- 820 Li, H., Madden, J.L., Potts, B.M., 1995. Variation in volatile leaf oils of the Tasmanian Eucalyptus species - 1. Subgenus Monocalyptus. *Biochemical Systematics and Ecology* 23, 299–318.
- Liebmann, J., Sobanski, N., Schuladen, J., Karu, E., Hellén, H., Hakola, H., Zha, Q., Ehn, M., Riva, M., Heikkinen, L., Williams, J., Fischer, H., Lelieveld, J., Crowley, J.N., 2019. Alkyl nitrates in the boreal forest: formation via the NO₃-, OH- and O₃-induced oxidation of biogenic volatile organic compounds and ambient lifetimes. *Atmospheric Chemistry and Physics* 19, 10391–10403. <https://doi.org/10.5194/acp-19-10391-2019>
- 825 Maghsoodlou, M.T., Kazemipoor, N., Valizadeh, J., Falak Nezhad Seifi, M., Rahnesan, N., 2015. Essential oil composition of Eucalyptus microtheca and Eucalyptus viminalis. *Avicenna J Phytomed* 5, 540–552.
- Maleknia, S.D., Bell, T.L., Adams, M.A., 2009. Eucalypt smoke and wildfires: Temperature dependent emissions of biogenic volatile organic compounds. *International Journal of Mass Spectrometry* 279, 126–133. <https://doi.org/10.1016/j.ijms.2008.10.027>
- 830 Mayorga, R., Xia, Y., Zhao, Z., Long, B., Zhang, H., 2022. Peroxy Radical Autoxidation and Sequential Oxidation in Organic Nitrate Formation during Limonene Nighttime Oxidation. *Environ. Sci. Technol.* 56, 15337–15346. <https://doi.org/10.1021/acs.est.2c04030>
- Mentel, T.F., Springer, M., Ehn, M., Kleist, E., Pullinen, I., Kurtén, T., Rissanen, M., Wahner, A., Wildt, J., 2015. Formation of highly oxidized multifunctional compounds: autoxidation of peroxy radicals formed in the ozonolysis of alkenes – deduced from structure–product relationships. *Atmospheric Chemistry and Physics* 15, 6745–6765. <https://doi.org/10.5194/acp-15-6745-2015>
- 835 Messina, P., Lathièrre, J., Sindelarova, K., Vuichard, N., Granier, C., Ghattas, J., Cozic, A., Hauglustaine, D.A., 2016. Global biogenic volatile organic compound emissions in the ORCHIDEE and MEGAN models and sensitivity to key parameters. *Atmospheric Chemistry and Physics* 16, 14169–14202. <https://doi.org/10.5194/acp-16-14169-2016>
- 840 Mogensen, D., Gierens, R., Crowley, J.N., Keronen, P., Smolander, S., Sogachev, A., Nölscher, A.C., Zhou, L., Kulmala, M., Tang, M.J., Williams, J., Boy, M., 2015. Simulations of atmospheric OH, O₃ and NO₃ reactivities within and above the boreal forest. *Atmospheric Chemistry and Physics* 15, 3909–3932. <https://doi.org/10.5194/acp-15-3909-2015>
- Moldanova, J., Ljungström, E., 2000. Modelling of particle formation from NO₃ oxidation of selected monoterpenes. *Journal of Aerosol Science* 31, 1317–1333. [https://doi.org/10.1016/S0021-8502\(00\)00041-0](https://doi.org/10.1016/S0021-8502(00)00041-0)
- 845 Møller, K.H., Bates, K.H., Kjaergaard, H.G., 2019. The Importance of Peroxy Radical Hydrogen-Shift Reactions in Atmospheric Isoprene Oxidation. *J. Phys. Chem. A* 123, 920–932. <https://doi.org/10.1021/acs.jpca.8b10432>
- Møller, K.H., Otkjær, R.V., Chen, J., Kjaergaard, H.G., 2020. Double Bonds Are Key to Fast Unimolecular Reactivity in First-Generation Monoterpene Hydroxy Peroxy Radicals. *J. Phys. Chem. A* 124, 2885–2896. <https://doi.org/10.1021/acs.jpca.0c01079>
- 850 Mutzel, A., Zhang, Y., Böge, O., Rodigast, M., Kolodziejczyk, A., Wang, X., Herrmann, H., 2021. Importance of secondary organic aerosol formation of α -pinene, limonene, and *m*-cresol comparing day- and nighttime radical chemistry. *Atmospheric Chemistry and Physics* 21, 8479–8498. <https://doi.org/10.5194/acp-21-8479-2021>
- 855 Myburg, A.A., Grattapaglia, D., Tuskan, G.A., Hellsten, U., Hayes, R.D., Grimwood, J., Jenkins, J., Lindquist, E., Tice, H., Bauer, D., Goodstein, D.M., Dubchak, I., Poliakov, A., Mizrachi, E., Kullán, A.R.K., Hussey, S.G., Pinard, D., van der Merwe, K., Singh, P., van Jaarsveld, I., Silva-Junior, O.B., Togawa, R.C., Pappas, M.R., Faria, D.A., Sansaloni, C.P., Petroli, C.D., Yang, X., Ranjan, P., Tschaplinski, T.J., Ye, C.-Y., Li, T., Sterck, L., Vanneste, K., Murat, F., Soler, M., Clemente, H.S., Saidi, N., Cassan-Wang, H., Dunand, C., Hefer, C.A., Bornberg-Bauer, E., Kersting, A.R., Vining, K., Amarasinghe, V., Ranik, M., Naithani, S., Elser, J., Boyd, A.E., Liston, A., Spatafora, J.W., Dharmwardhana, P., Raja, R., Sullivan, C., Romanel, E., Alves-Ferreira, M., Külheim, C., Foley, W., Carocha, V., Paiva, J., Kudrna, D., Brommonschenkel, S.H., Pasquali, G., Byrne, M., Rigault, P., Tibbits, J., Spokevicius, A., Jones, R.C., Steane, D.A., Vaillancourt, R.E., Potts, B.M., Joubert, F., Barry, K., Pappas, G.J., Strauss, S.H., Jaiswal, P., Grima-Pettenati, J., Salse, J., Van de Peer, Y., Rokhsar, D.S., Schmutz, J., 2014. The genome of Eucalyptus grandis. *Nature* 510, 356–362. <https://doi.org/10.1038/nature13308>

- 865 Nah Theodora, Sanchez Javier, Boyd Christopher M., Ng Nga Lee, 2016. Photochemical Aging of α -pinene and β -pinene
Secondary Organic Aerosol formed from Nitrate Radical Oxidation. *Environmental Science & Technology* 50, 222–
231. <https://doi.org/10.1021/acs.est.5b04594>
- 870 Ng, N.L., Brown, S.S., Archibald, A.T., Atlas, E., Cohen, R.C., Crowley, J.N., Day, D.A., Donahue, N.M., Fry, J.L., Fuchs,
H., Griffin, R.J., Guzman, M.I., Herrmann, H., Hodzic, A., Iinuma, Y., Jimenez, J.L., Kiendler-Scharr, A., Lee, B.H.,
Luecken, D.J., Mao, J., McLaren, R., Mutzel, A., Osthoff, H.D., Ouyang, B., Picquet-Varrault, B., Platt, U., Pye,
H.O.T., Rudich, Y., Schwantes, R.H., Shiraiwa, M., Stutz, J., Thornton, J.A., Tilgner, A., Williams, B.J., Zaveri,
R.A., 2017. Nitrate radicals and biogenic volatile organic compounds: oxidation, mechanisms, and organic aerosol.
Atmospheric Chemistry and Physics 17, 2103–2162. <https://doi.org/10.5194/acp-17-2103-2017>
- 875 Odum, J.R., Hoffmann, T., Bowman, F., Collins, D., Flagan, R.C., Seinfeld, J.H., 1996. Gas/Particle Partitioning and
Secondary Organic Aerosol Yields. *Environ. Sci. Technol.* 30, 2580–2585. <https://doi.org/10.1021/es950943+>
- Pavlova, L.V., Platonov, I.A., Nikitchenko, N.V., Novikova, E.A., 2015. Evaluation of the efficiency of volatile organic
compounds extraction from eucalyptus viminalis (*Eucalypti viminalis* Labill) using subcritical extractants. *Russ. J.*
Phys. Chem. B 9, 1109–1115. <https://doi.org/10.1134/S1990793115080084>
- 880 Picquet-Varrault, B., Scarfoglierio, M., Helal, W.A., Doussin, J.-F., 2009. Reevaluation of the rate constant for the reaction
propene + NO₃ by absolute rate determination. *International Journal of Chemical Kinetics* 41, 73–81.
<https://doi.org/10.1002/kin.20371>
- Picquet-Varrault, B., Suarez-Bertoa, R., Duncianu, M., Cazaunau, M., Pangui, E., David, M., Doussin, J.-F., 2020. Photolysis
and oxidation by OH radicals of two carbonyl nitrates: 4-nitrooxy-2-butanone and 5-nitrooxy-2-pentanone.
Atmospheric Chemistry and Physics 20, 487–498. <https://doi.org/10.5194/acp-20-487-2020>
- 885 Rindelaub, J.D., McAvey, K.M., Shepson, P.B., 2015. The photochemical production of organic nitrates from α -pinene and
loss via acid-dependent particle phase hydrolysis. *Atmospheric Environment* 100, 193–201.
<https://doi.org/10.1016/j.atmosenv.2014.11.010>
- Rothman, L.S., Barbe, A., Chris Benner, D., Brown, L.R., Camy-Peyret, C., Carleer, M.R., Chance, K., Clerbaux, C., Dana,
V., Devi, V.M., Fayt, A., Flaud, J.-M., Gamache, R.R., Goldman, A., Jacquemart, D., Jucks, K.W., Lafferty, W.J.,
Mandín, J.-Y., Massie, S.T., Nemtchinov, V., Newnham, D.A., Perrin, A., Rinsland, C.P., Schroeder, J., Smith, K.M.,
890 Smith, M.A.H., Tang, K., Toth, R.A., Vander Auwera, J., Varanasi, P., Yoshino, K., 2003. The HITRAN molecular
spectroscopic database: edition of 2000 including updates through 2001. *Journal of Quantitative Spectroscopy and*
Radiative Transfer, The HITRAN Molecular Spectroscopic Database: Edition of 2000 Including Updates of 2001.
82, 5–44. [https://doi.org/10.1016/S0022-4073\(03\)00146-8](https://doi.org/10.1016/S0022-4073(03)00146-8)
- 895 Saunders, S.M., Jenkin, M.E., Derwent, R.G., Pilling, M.J., 2003. Protocol for the development of the Master Chemical
Mechanism, MCM v3 (Part A): tropospheric degradation of non-aromatic volatile organic compounds. *Atmospheric*
Chemistry and Physics 3, 161–180. <https://doi.org/10.5194/acp-3-161-2003>
- Shen, H., Vereecken, L., Kang, S., Pullinen, I., Fuchs, H., Zhao, D., Mentel, T.F., 2022. Unexpected significance of a minor
reaction pathway in daytime formation of biogenic highly oxygenated organic compounds. *Science Advances* 8,
eabp8702. <https://doi.org/10.1126/sciadv.abp8702>
- 900 Shen, H., Zhao, D., Pullinen, I., Kang, S., Vereecken, L., Fuchs, H., Acir, I.-H., Tillmann, R., Rohrer, F., Wildt, J., Kiendler-
Scharr, A., Wahner, A., Mentel, T.F., 2021. Highly Oxygenated Organic Nitrates Formed from NO₃ Radical-Initiated
Oxidation of β -Pinene. *Environ. Sci. Technol.* 55, 15658–15671. <https://doi.org/10.1021/acs.est.1c03978>
- Sindelarova, K., Granier, C., Bouarar, I., Guenther, A., Tilmes, S., Stavrakou, T., Müller, J.-F., Kuhn, U., Stefani, P., Knorr,
W., 2014. Global data set of biogenic VOC emissions calculated by the MEGAN model over the last 30 years.
Atmospheric Chemistry and Physics 14, 9317–9341. <https://doi.org/10.5194/acp-14-9317-2014>
- 905 Slade, J.H., de Perre, C., Lee, L., Shepson, P.B., 2017. Nitrate radical oxidation of γ -terpinene: hydroxy nitrate, total organic
nitrate, and secondary organic aerosol yields. *Atmospheric Chemistry and Physics* 17, 8635–8650.
<https://doi.org/10.5194/acp-17-8635-2017>
- 910 Spittler, M., Barnes, I., Bejan, I., Brockmann, K.J., Benter, Th., Wirtz, K., 2006. Reactions of NO₃ radicals with limonene and
 α -pinene: Product and SOA formation. *Atmospheric Environment, Regional biogenic emissions of reactive volatile*
organic compounds (BVOC) from forests: Process studies, modelling and validation experiments (BEWA2000) 40,
116–127. <https://doi.org/10.1016/j.atmosenv.2005.09.093>

- Suarez-Bertoa, R., Picquet-Varrault, B., Tamas, W., Panguì, E., Doussin, J.-F., 2012. Atmospheric Fate of a Series of Carbonyl Nitrates: Photolysis Frequencies and OH-Oxidation Rate Constants. *Environ. Sci. Technol.* 46, 12502–12509. <https://doi.org/10.1021/es302613x>
- 915 Takeuchi, M., Ng, N.L., 2019. Chemical composition and hydrolysis of organic nitrate aerosol formed from hydroxyl and nitrate radical oxidation of α -pinene and β -pinene. *Atmospheric Chemistry and Physics* 19, 12749–12766. <https://doi.org/10.5194/acp-19-12749-2019>
- 920 Vereecken, L., M. Carlsson, P.T., Novelli, A., Bernard, F., S. Brown, S., Cho, C., N. Crowley, J., Fuchs, H., Mellouki, W., Reimer, D., Shenolikar, J., Tillmann, R., Zhou, L., Kiendler-Scharr, A., Wahner, A., 2021. Theoretical and experimental study of peroxy and alkoxy radicals in the NO₃-initiated oxidation of isoprene. *Physical Chemistry Chemical Physics* 23, 5496–5515. <https://doi.org/10.1039/D0CP06267G>
- Vereecken, L., Nozière, B., 2020. H migration in peroxy radicals under atmospheric conditions. *Atmospheric Chemistry and Physics* 20, 7429–7458. <https://doi.org/10.5194/acp-20-7429-2020>
- 925 Wang, J., Doussin, J.F., Perrier, S., Perraudin, E., Katrib, Y., Panguì, E., Picquet-Varrault, B., 2011. Design of a new multi-phase experimental simulation chamber for atmospheric photochem, aerosol and cloud chemistry research. *Atmospheric Measurement Techniques* 4, 2465–2494. <https://doi.org/10.5194/amt-4-2465-2011>
- Wang, L., Wu, R., Xu, C., 2013. Atmospheric Oxidation Mechanism of Benzene. *Fates of Alkoxy Radical Intermediates and Revised Mechanism*. *J. Phys. Chem. A* 117, 14163–14168. <https://doi.org/10.1021/jp4101762>
- 930 Xu, L., Suresh, S., Guo, H., Weber, R.J., Ng, N.L., 2015. Aerosol characterization over the southeastern United States using high-resolution aerosol mass spectrometry: spatial and seasonal variation of aerosol composition and sources with a focus on organic nitrates. *Atmospheric Chemistry and Physics* 15, 7307–7336. <https://doi.org/10.5194/acp-15-7307-2015>
- Yassaa, N., Song, W., Lelieveld, J., Vanhatalo, A., Bäck, J., Williams, J., 2012. Diel cycles of isoprenoids in the emissions of Norway spruce, four Scots pine chemotypes, and in Boreal forest ambient air during HUMPPA-COPEC-2010. *Atmospheric Chemistry and Physics* 12, 7215–7229. <https://doi.org/10.5194/acp-12-7215-2012>
- 935 Ylisirniö, A., Buchholz, A., Mohr, C., Li, Z., Barreira, L., Lambe, A., Faiola, C., Kari, E., Yli-Juuti, T., Nizkorodov, S.A., Worsnop, D.R., Virtanen, A., Schobesberger, S., 2020. Composition and volatility of secondary organic aerosol (SOA) formed from oxidation of real tree emissions compared to simplified volatile organic compound (VOC) systems. *Atmospheric Chemistry and Physics* 20, 5629–5644. <https://doi.org/10.5194/acp-20-5629-2020>
- 940 Zhao, Y., Thornton, J.A., Pye, H.O.T., 2018. Quantitative constraints on autoxidation and dimer formation from direct probing of monoterpene-derived peroxy radical chemistry. *Proceedings of the National Academy of Sciences* 115, 12142–12147. <https://doi.org/10.1073/pnas.1812147115>
- Zielinski, A.T., Kourtev, I., Bortolini, C., Fuller, S.J., Giorio, C., Popoola, O.A.M., Bogialli, S., Tapparo, A., Jones, R.L., 945 Kalberer, M., 2018. A new processing scheme for ultra-high resolution direct infusion mass spectrometry data. *Atmospheric Environment* 178, 129–139. <https://doi.org/10.1016/j.atmosenv.2018.01.034>