

The surface tension and CCN activation of sea spray aerosol particles

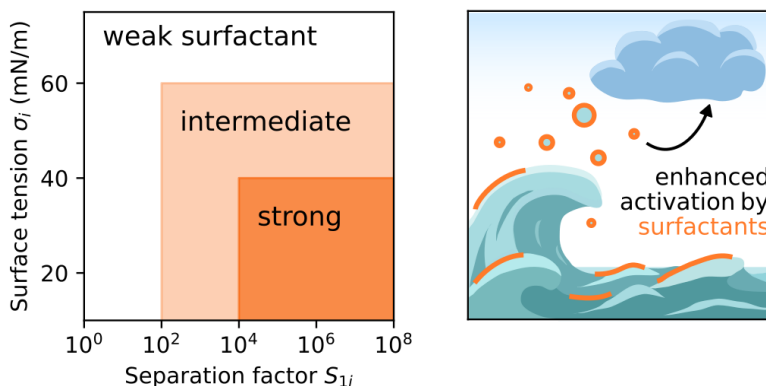
Judith Kleinheins¹, Nadia Shardt², Ulrike Lohmann¹, and Claudia Marcolli¹

¹Institute for Atmospheric and Climate Science, ETH Zürich, Universitätsstrasse 16, 8092 Zürich, Switzerland

²Department of Chemical Engineering, Norwegian University of Science and Technology (NTNU), 7491 Trondheim, Norway

Correspondence: Judith Kleinheins (judith.kleinheins@env.ethz.ch)

Abstract. In marine environments, sea spray aerosol (SSA) particles have been found to contain surface-active substances (surfactants) originating from the sea surface microlayer. These surfactants can lower the surface tension of the SSA particles, facilitating their activation to cloud droplets. This effect is not considered in classical Köhler theory, which assumes droplets to be homogeneous with a surface tension of pure water. In this study the CCN activity of SSA particles calculated with classical Köhler theory is compared to a more complex calculation that considers bulk–surface partitioning, surface tension lowering, and liquid–liquid phase separation. The model approach presented here combines the multi-component Eberhart model for surface tension with the Monolayer model and an activity model (AIOMFAC). This combination allows for the first time to calculate Köhler curves of surfactant-containing particles with a large number of compounds. In a sensitivity study we show that organic compounds can be categorized into weak, intermediate, and strong surfactants for CCN activation based on their separation factor in water S_{1i} and their pure component surface tension σ_i . For a quaternary model system of SSA particles, it is shown that a high content of hydrophobic organic material (i.e., strong surfactants) in Aitken mode particles does not necessarily prevent good CCN activation, but rather facilitates effective activation via surface tension lowering. Since common climate models use parametrizations that are based on classical Köhler theory, these results suggest that the CCN activity of small SSA particles might be underestimated in climate models.



The oceans are covered to a large extent by an organic-rich layer, the so-called sea surface microlayer (SSM, Wurl et al., 2011). Since about 70% of the Earth's surface is covered by oceans, the SSM constitutes a large part of the interface between the condensed mass of the planet and its gaseous atmosphere. Its coverage is likely to even increase as climate change progresses and sea ice melts (Christiansen et al., 2020). The SSM contains surface-active organic substances such as lipids, fatty acids, polysaccharides, and proteins, as well as biota (e.g., bacteria and fish larvae), and substances of anthropogenic origin (e.g., plastics and tar lumps, Hardy, 1982; Wurl and Holmes, 2008). Aerosolization of the SSM by bubble bursting and wave breaking leads to sea spray aerosol (SSA) particles with a high organic content (Facchini et al., 2008; O'Dowd et al., 2004). The presence of surface-active substances (surfactants) in aerosol particles can result in a surface tension lower than that of pure water or salt solutions, which reduces the Kelvin effect in the Köhler equation (Köhler, 1936). This raises the question whether surface-active material facilitates cloud formation by enhancing cloud condensation nucleus (CCN) activation.

Classical Köhler theory, which is used as a basis for state-of-the-art climate modelling, does not take surface tension effects into account but assumes a surface tension of pure water for all aerosol particles. In order to analyze the potential error introduced by this assumption, a number of studies have investigated the potential influence that bulk–surface partitioning and surface tension lowering could have on CCN activation, yet no general agreement has been reached. While some studies suggest an enhanced CCN activation even for particles containing weakly surface-active substances (e.g., small dicarboxylic acids, Ruehl et al., 2016; Sareen et al., 2013), other studies find an effect only for strongly surface-active substances or droplets with high organic content (Ovadnevaite et al., 2017; Frosch et al., 2011; Kokkola et al., 2006; Lohmann and Leck, 2005), and even other studies find no strong enhancement of CCN activity or cloud droplet number concentrations at all (Forestieri et al., 2018; Kristensen et al., 2014; Prisle et al., 2010; Lohmann et al., 2004).

The reason why these studies report seemingly contradictory results is that they greatly differ in the systems that were analyzed (aerosol particle size and composition) as well as in their experimental methods or modelling approaches. On the experimental side, difficulties exist in determining the molecular composition of field samples. For laboratory-generated aerosol particles, challenges arise in producing particles with an accurate surfactant content as well as minimizing impurities. On the modelling side, challenges include (i) modelling the surface tension of complex mixtures including non-ideality effects like salting-out (El Haber et al., 2023), (ii) accounting for bulk depletion caused by the high surface-to-volume ratio in small droplets (Vepsäläinen et al., 2022, 2023), and (iii) determining the water activity of solutions containing surfactants. As a result, the relevance of surface effects on cloud formation is still uncertain despite considerable research efforts.

One of the first studies considering bulk depletion due to bulk–surface partitioning was that by Sorjamaa et al. (2004) using a model based on Gibbsian thermodynamics ("Gibbs model"). In the Gibbs model, the surface is described as an infinitely thin layer between the bulk phase and the gas phase—the so-called Gibbs dividing surface—and the Gibbs adsorption equation is used to relate the surface composition to the surface tension. Another partitioning model was suggested by Malila and Prisle (2018) based on the assumption that the surface phase consists of a one-molecule-thick layer ("Monolayer model"). In this model, the surface tension is given by the average of the pure component surface tensions weighted by the substances' surface

volume fractions. Besides these two models, various other approaches to model the bulk–surface partitioning in small droplets have been suggested in the past. In Vepsäläinen et al. (2022, 2023), six common model approaches are compared. For soluble organic acids (Vepsäläinen et al., 2022), it is concluded that the "Gibbs model" (Prisle et al., 2010) and the "Monolayer model" (Malila and Prisle, 2018) are the current preferable options for modeling droplet growth and activation. For strongly surface-active substances (Vepsäläinen et al., 2023), no clear conclusion is presented as to which model can be recommended. Instead, it is shown that the models yield largely different surface tensions and critical supersaturations. Recently, Bzdek et al. (2020) and Bain et al. (2023) found good agreement when they compared the Monolayer model to experimental results obtained from micron- and submicron-sized particles, suggesting the validity of this approach.

In this study, we address the challenges related to modelling surfactant-containing aerosol particles with a bottom-up validated modelling approach. The model we present is able to take into account (i) non-ideality effects in surface tension, (ii) bulk depletion, and (iii) non-ideality in the bulk phase. Based on this model approach, we aim to provide an overview of which particle sizes and compositions necessitate the inclusion of surface effects for the calculation of the critical supersaturation and for what systems classical Köhler theory suffices. We focus on SSA due to its high abundance and since it is well known to contain strong surfactants (Bertram et al., 2018).

2 Modelling approach

The vapor pressure of a solution droplet was derived by Köhler (1936) as

$$SS = \left(a_w \exp \left(\frac{4\sigma v_w}{D_{\text{wet}} RT} \right) - 1 \right) \cdot 100\%, \quad (1)$$

with the supersaturation SS in percent, the water activity a_w , the surface tension σ , the molar volume of water v_w , the wet diameter D_{wet} , the universal gas constant $R = 8.314 \text{ J m}^{-1} \text{ K}^{-1}$, and the temperature T . In this work, calculations are performed at room temperature, i.e., $T = 25 \text{ }^\circ\text{C}$ unless stated otherwise. The critical supersaturation SS_{crit} is given by the maximum of SS over D_{wet} . Since focus is laid on modelling the CCN activation, which requires supersaturated conditions, the particles are assumed to be in liquid state at all considered levels of humidity.

In classical Köhler theory, solution ideality and the surface tension of water σ_1 are assumed. While these assumptions are justified for purely inorganic particles, the presence of organic substances can lead to non-ideal mixing and a lowering of the surface tension compared to that of water. To quantify the error that is introduced by assuming classical Köhler theory for surfactant-containing particles, we calculate SS_{crit} for SSA particles for both classical Köhler theory and a more complex model approach which accounts for solution non-ideality and surface tension lowering, as described in the following.

2.1 Composition-dependent surface tension

An atmospheric aerosol particle containing surfactants can experience a lower surface tension than a particle without surfactants, and the extent of surface tension lowering depends on the size and dilution of the particle. At low relative humidity, a particle in a deliquesced state with a high concentration of surfactants is expected to have a low surface tension. However, with

80 increasing humidity, the particle dilutes and as a result, the surface tension increases and approaches the value of pure water, as illustrated in detail by Davies et al. (2019). Therefore, a surface tension model is required to quantify surface tension as a function of the solution composition.

For aqueous mixtures with one solute (binary solution), numerous surface tension models have been proposed in the past. A number of binary surface tension models were reviewed in Kleinheins et al. (2023) and tested for a broad range of compounds, 85 showing that the experimental surface tension data at a fixed temperature (surface tension isotherm) closely follows a sigmoidal curve when plotted on an x-axis with a logarithmic mole fraction. Based on the logistic function, the Sigmoid model was derived as:

$$\sigma = \sigma_1 - (\sigma_1 - \sigma_i) \left(10^{pd} + 1\right) \frac{x_i^d}{10^{pd} + x_i^d}, \quad (2)$$

where x_i is the mole fraction of the solute i and σ_1 and σ_i are the pure component surface tensions of water and a solute i , 90 respectively. The parameters p and d can be obtained by fitting Eq. 2 to experimental data and they characterize the inflection point (p) and the distance (d) of the inflection point from the critical micelle concentration (CMC). According to Kleinheins et al. (2023), with p , d , and σ_i , the surface tension isotherm of a substance is sufficiently characterized.

Among these parameters, d is of minor importance. El Haber et al. (2024) report binary aqueous surface tension data of over 130 organic compounds and provide fits with the Sigmoid model for 56 of the compounds. From all fits, d has an average value 95 of 1.3, and 80 % of all fits result in d between 0.6 and 1.7. In a simple sensitivity calculation, a variation of d in this range was found to have only a small influence on SS_{crit} , yielding a maximum deviation of $\Delta SS_{\text{crit}} \approx 0.05\%$ under extreme conditions (see supplement Sect. S1).

When choosing $d = 1$, the Sigmoid model simplifies to a function that is mathematically equivalent to the Eberhart model (Eberhart, 1966). Instead of a parameter p , the Eberhart model uses a separation factor S , that describes the adsorption– 100 desorption rate of the solute relative to the solvent. Using a subscript 1 for water and i for the solute, the model is written as

$$\sigma = \frac{\sigma_1(1 - x_i) + \sigma_i S_{1i} x_i}{(1 - x_i) + S_{1i} x_i}. \quad (3)$$

Mathematically, S_{1i} is related to p via $10^p = 1/(S_{1i} - 1)$. If $S_{1i} = 1$, water and the solute i have the same adsorption–desorption rate to the surface such that no substance is enriched at the surface. If $S_{1i} > 1$, the solute i has a preference to partition to the 105 surface while if $S_{1i} < 1$, the solute i is expected to be depleted at the surface. Following the Eberhart model, we can fully characterize the surface tension behaviour of substances in a binary solution with water with only two parameters, i.e., S_{1i} and σ_i .

Atmospheric aerosol particles are complex mixtures with more than one solute. Therefore, to accurately calculate their surface tension, a multi-component surface tension model is required. Based on the binary Eberhart model and the multi- 110 component Connors-Wright model by Shardt et al. (2021), a multi-component Eberhart model was derived by Kleinheins et al.

(2024) as:

$$\sigma = \sum_{i=1}^n \sigma_i x_i + \sum_{i=1}^n \left(\frac{x_i}{\sum_{j=1}^n x_j / S_{ji}} \sum_{j=1}^n \frac{x_j}{S_{ji}} (\sigma_j - \sigma_i) \right), \quad (4)$$

where S_{ij} is the separation factor of a binary mixture of substances i and j . This model was found to predict accurately the surface tension of ternary ideal mixtures if all S_{ij} values are known from binary surface tension data. If a factor S_{ij} is unknown, it can be obtained by fitting it to ternary surface tension data.

Ternary solutions containing surfactants in a mixture with a salt were found to exhibit salting-out effects leading to an increased surface concentration of the surfactant (Kleinheins et al., 2024; El Haber et al., 2023). This non-ideal surface tension behaviour can be taken into account by additional parameters A_{ij}^{SO} and B_{ij}^{SO} , for surface and bulk related non-ideality, respectively. When considering surface related non-ideality ($A_{ij}^{\text{SO}} \neq 0$), the surface tension of the surfactant σ_i is perturbed as a function of the mole fraction of the salt x_j as

$$\sigma_i^{\text{non-ideal}} = \sigma_i (1 - x_j A_{ij}^{\text{SO}}). \quad (5)$$

For bulk-related non-ideality, the separation factor of the surfactant in water S_{1i} is perturbed as

$$S_{1i}^{\text{non-ideal}} = S_{1i} (1 + x_j B_{ij}^{\text{SO}}). \quad (6)$$

The salting-out factors A_{ij}^{SO} and B_{ij}^{SO} can be obtained by fitting the model (Eq. 4–6) to ternary surface tension data as shown by Kleinheins et al. (2024).

2.2 Bulk–surface partitioning and bulk depletion

In large liquid volumes, the bulk composition x_i^{bulk} can be assumed to be equal to the total composition x_i^{tot} (i.e., $x_i = x_i^{\text{bulk}} \approx x_i^{\text{tot}}$) in surface tension isotherms (e.g., Eberhart model). Small droplets, however, have a large surface-to-volume ratio and therefore the partitioning of substances to the surface of the droplet can lead to their depletion in the droplet bulk. To take this effect into account, a partitioning model is required that introduces mass conservation and allows to quantify the bulk depletion based on physical and geometrical assumptions. ~~Among the partitioning models described in literature, Here, we choose~~ the Monolayer model (Malila and Prisle, 2018) ~~is the only one that for modelling bulk–surface partitioning, which~~ has been validated with microscopic surface tension data (Bzdek et al., 2020; Bain et al., 2023). ~~Therefore, in this study, this model is chosen for bulk–surface partitioning, in several studies (Bzdek et al., 2020; Bain et al., 2023, 2024).~~

Briefly, the ~~monolayer~~ Monolayer model calculates the surface tension of a particle based on its surface composition and an experimentally constrained surface tension isotherm. To do so, the droplet is divided into a spherical bulk volume V^{bulk} and a surface volume V^{surf} , which has the shape of a spherical shell with a thickness of one molecular layer. The composition of the bulk and surface phases (x_i^{bulk} and x_i^{surf}) and the surface tension σ of the droplet are determined using the total composition x_i^{tot} and the wet diameter D_{wet} of the droplet as input parameters. As a first constraint, mass conservation has to be fulfilled, such that

$$n_i^{\text{tot}} = n_i^{\text{bulk}} + n_i^{\text{surf}}, \quad (7)$$

where n_i is the number of molecules of substance i in the entire droplet (tot), the surface phase (surf), or the bulk phase (bulk). Note that $x_i^{\text{tot}} \neq x_i^{\text{bulk}} + x_i^{\text{surf}}$. In the model suggested by Malila and Prisle (2018), composition-dependent density parametrizations are used. In contrast, for simplicity we assume volume additivity in all phases as $V = \sum_i n_i v_i$, where v_i is the molecular volume of substance i , which is calculated as $v_i = M_i / (\rho_i N_A)$ from the substance's molar mass M_i , its density ρ_i and Avogadro's number N_A . With these relationships, the number of molecules in each phase can be calculated from the volume and the composition of the phase.

For the calculation of V^{surf} , the monolayer thickness δ is required, which is assumed to depend on the monolayer composition as

$$\delta = \left(\frac{6}{\pi} \sum_i v_i x_i^{\text{surf}} \right)^{1/3}. \quad (8)$$

Thus, δ is a number-weighted average of the equivalent diameter of the molecules in the surface phase, where the equivalent diameter of a molecule is given by the diameter of a sphere with the same volume as the molecular volume v_i .

In addition to these geometrical assumptions, the model requires information on (i) the strength of partitioning of a substance to the surface and (ii) how the surface composition relates to surface tension. The strength of partitioning of a substance is derived from a surface tension isotherm

$$\sigma = f(x_i^{\text{bulk}}) \quad (9)$$

which can be obtained from macroscopic surface tension measurements, where $x_i^{\text{bulk}} = x_i^{\text{tot}}$. Here, we use the multi-component Eberhart model (Kleinheins et al., 2024) in contrast to Malila and Prisle (2018) and Bain et al. (2023), who used a Szyszkowski–Langmuir based equation, which is limited to ternary and quaternary solutions of specific systems. The surface tension σ is related to the surface composition via

$$\sigma = \frac{\sum_i \sigma_i v_i x_i^{\text{surf}}}{\sum_i v_i x_i^{\text{surf}}}, \quad (10)$$

i.e., the surface tension is an average of the pure component surface tensions, weighted by the surface volume fractions, which is a key assumption of the Monolayer model. Equations 7–10 provide a system of equations that can be solved iteratively for an infinite number of substances with a nested pseudo-binary approach. The procedure used in this study to solve the **monolayer** [Monolayer](#) model for a quaternary system is shown in more detail in supplement Sect. S2.

Monolayer model calculations can also be solved taking surface tension non-ideality, e.g., salting-out, into account but doing so requires an adaptation in the Monolayer model equations. The enhanced partitioning and lowered surface tension due to salting-out can be introduced via the surface tension isotherm, i.e., the multi-component Eberhart model using Eq. 5 and 6. If $A_{ij}^{\text{SO}} > 0$, the surface tension of the mixture σ can be lower than any of the pure component surface tensions ($\sigma < \min(\sigma_i)$). This is problematic when solving for the surface composition via Eq. 10. For consistency between the non-ideal Eberhart model and the Monolayer model, Eq. 10 needs to be replaced with

$$\sigma = \frac{\sum_i \sigma_i^{\text{non-ideal}} v_i x_i^{\text{surf}}}{\sum_i v_i x_i^{\text{surf}}}. \quad (11)$$

To validate the presented model approach, the model was compared to surface tension measurements of 6 – 9 μm radius droplets containing a surfactant and 0.5 M NaCl, measured by Bain et al. (2023), as shown in supplement Sect. S3. Like the result by Bain et al. (2023) who used a combination of the Monolayer model with a Szyszkowski–Langmuir based surface tension isotherm, our combined Eberhart–Monolayer model reproduces the general trends well, with a tendency to overestimate bulk–surface partitioning and underestimate the surface tension.

2.3 Water activity and solution non-ideality

Once x_i^{surf} , x_i^{bulk} , and σ are calculated with the Monolayer model, the water activity a_w needs to be determined to finally calculate the critical supersaturation via Eq. 1. In classical Köhler theory, no bulk–surface partitioning is considered and solution ideality is assumed, i.e., $a_w = \hat{x}_w^{\text{tot}}$, where \hat{x}_w^{tot} is calculated as

$$\hat{x}_w^{\text{tot}} = \frac{x_w^{\text{tot}}}{\sum_i x_i^{\text{tot}} v_{\text{H},i}} \quad (12)$$

where $v_{\text{H},i}$ is the van't Hoff factor of substance i . These assumptions are made in many studies. However, organic substances with a low oxygen-to-carbon (O:C) ratio can display non-ideal mixing behaviour in water. Therefore, for our best estimate of SS_{crit} , we add a calculation of a_w based on x_w^{bulk} considering solution non-ideality.

To do so, an activity coefficient γ_w is introduced as $a_w = \gamma_w x_w^{\text{bulk}}$. The group contribution model AIOMFAC (Zuend et al., 2008, 2011) allows to calculate activity coefficients for organic–inorganic mixtures. Here, we use the web version (<https://aiomfac.lab.mcgill.ca>) of AIOMFAC for the calculation of γ_w and a_w . In the calculations with the web version of AIOMFAC, all substances are assumed to be in a single homogeneous phase and we label this calculation therefore "AIOMFAC-1ph". When substances with a low oxygen-to-carbon (O:C) ratio are mixed with inorganic salts in the same particle, this can lead to unphysically high activity coefficients being predicted by AIOMFAC. In this case, the solution undergoes liquid–liquid phase separation (LLPS) (Zuend and Seinfeld, 2012; Ciobanu et al., 2009). When the organic substances are surfactants, micelles form at concentrations exceeding the CMC, which can be considered as a type of phase separation. In both cases, the organic substance is strongly depleted in the aqueous phase and its contribution to the Raoult effect is diminished. To consider this effect, we calculate a_w assuming that the surfactant is totally hydrophobic and entirely present in a separate phase. In this case, the bulk mole fractions are converted to "surfactant-free" mole fractions \hat{x}_i^{bulk} to calculate a_w with AIOMFAC. This approach gives the maximum limit of a_w at small wet diameters when micelles and/or LLPS are present. To obtain a best estimate of a_w , we combine the AIOMFAC-1ph result at large wet diameters with the hydrophobic approach at small wet diameters by always taking the lower value of the two. More details are given in supplement Sect. S4. For the particles considered in this study, it is found that in most cases solution ideality can be assumed for the calculation of SS_{crit} . Only at a high content of amphiphilic or hydrophobic organic substances and small dry diameters, LLPS can lead to substantially higher SS_{crit} values as further discussed in Sect. 4 below.

Sodium dodecyl sulfate (SDS)—a substance that is used in this study—poses some additional difficulties for the calculation of the Raoult effect. First, it can dissociate in aqueous solution, and second, its organic-sulfate group cannot be represented with the functional groups implemented in AIOMFAC. To address the second issue, we represent SDS with dodecanoic acid

in AIOMFAC, which is a fatty acid with the same hydrocarbon chain length. We tested the influence of the degree of SDS dissociation and solution non-ideality when representing SDS with dodecanoic acid in supplement Sect. S5. It was found that in classical Köhler theory, solution non-ideality and the degree of dissociation of SDS plays an important role for the calculation of SS_{crit} . However, in calculations considering surface tension lowering, in most cases, solution ideality can be
210 assumed and the degree of SDS dissociation has negligible influence on SS_{crit} , except for small dry diameters and high organic content. Since we use SDS in the following as a model compound to represent general organic, surface-active compounds, e.g., fatty acids, which do not dissociate, we proceed with representing SDS with dodecanoic acid and also use a van't Hoff factor $v_{H,SDS} = 1$ in classical Köhler theory unless stated otherwise.

3 Representation of sea spray aerosol particles

215 The marine aerosol can be divided into a primary aerosol produced by breaking waves (SSA) and a secondary aerosol produced by gas-to-particle conversion of volatile species (secondary marine aerosol) (Rinaldi et al., 2010). In this study, we focus on freshly emitted (nascent) SSA particles to investigate the influence of their high surfactant content on CCN activation. Note that atmospheric aging of SSA leads to fragmentation reactions of organics with OH resulting in organic mass loss (Trueblood et al., 2019) and uptake of sulfuric and nitric acid, methanesulfonic acid, and organic acids, resulting in chloride depletion
220 (Su et al., 2022). These aging processes are expected to increase the total fraction of soluble species and to potentially lower the fraction of large surface-active molecules. Therefore, by focusing on nascent SSA in this study, an upper estimate of the influence of surface effects on CCN activation is given.

In this study, we represent SSA by a quaternary model system as illustrated in Fig. 1 (A). Besides water (1), the SSA is assumed to contain surfactants (2), water-soluble organic compounds (WSOC) (3), and inorganic salts (4). For each of these
225 categories, one model compound is chosen to represent the group of substances. For the inorganic salts, NaCl is chosen as the model compound, because the inorganic fraction of nascent SSA was found to consist mostly of NaCl with only small amounts of calcium, magnesium and potassium chlorides, sulfates and carbonates (Bertram et al., 2018). The mass fractions of the organic substances and their model compounds are discussed in the following sections. An illustrative depiction of bulk-surface partitioning in a droplet with a given total composition is shown in Fig. 1 (C).

230 3.1 Size dependent organic content

The chemical composition of SSA has been reviewed thoroughly by Bertram et al. (2018) and we follow their recommendations in this study. Besides inorganic salts, SSA contains organic compounds originating from the SSM. It was found that the organic-to-inorganic ratio depends strongly on the size of the particles, with smaller particles having a higher organic content. Figure 2 summarizes measurements of the mass ratio of organic carbon to sodium ions mC/mNa^+ for a range of dry particle diameters,
235 evidencing the increase in organic fraction with decreasing particle size (Bertram et al., 2018). To derive a simple relationship of the organic content in SSA particles as a function of size, a linear fit was made to the data resulting in

$$\log_{10}(mC/mNa^+) = -0.448 - 1.37 \log_{10}(D_{dry}/\mu m), \quad (13)$$

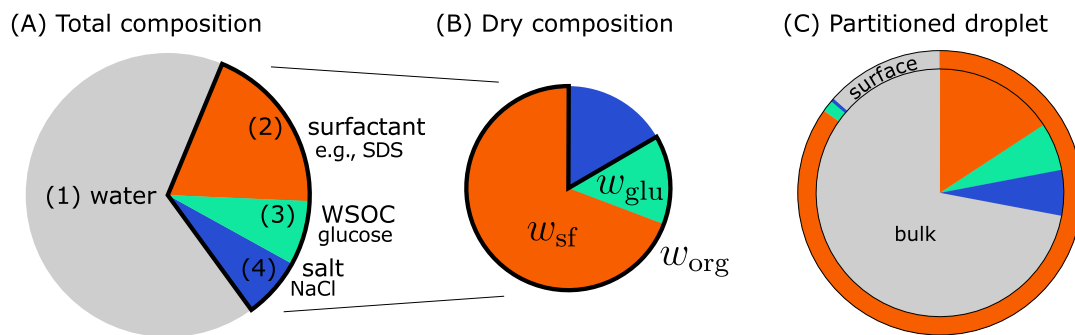


Figure 1. Schematic representation of the quaternary model SSA particle: (A) Total composition with model compounds; (B) Dry composition with organic fraction w_{org} , glucose fraction w_{glu} , and surfactant fraction w_{sf} ; (C) droplet with bulk–surface partitioning, where the surface is considered to comprise one molecular layer. Dimensions are not to scale.

where D_{dry} is the dry diameter in micrometers. Note that in real SSA particles, the presence of MgCl_2 and CaCl_2 may lead to the formation of hydrates upon efflorescence (Rasmussen et al., 2017). Calculation of the dry salt mass based on a measured
 240 dry diameter of such a particle can be erroneous if these hydrates are not accounted for correctly. In this study, the dry diameter refers to the equivalent diameter of a totally dry particle, i.e., containing no hydrates.

Besides experimental uncertainty, natural variability in the organic content contributes to some spread of the data around the fitted mean. To take this spread into account, 99 % confidence intervals of the linear fit were computed providing a lower (case "low") and higher (case "high") limit of the organic content in addition to the average value given by the linear fit (case
 245 "med"). Since no data is available for particles below 100 nm, the organic content of these particles is uncertain and can lie outside of the range covered by the cases "low"–"high". Therefore, in Sect. 4.2, the organic content is varied in a broader range for sensitivity analysis.

We converted mC/mNa^+ to an organic dry mass fraction w_{org} by using O:C and H:C elemental ratios of 0.34 and 1.43, respectively, following the suggestion from Bertram et al. (2018) for sub-micrometer particles. The resulting w_{org} for the three
 250 cases "low", "med", and "high" and dry diameters from 30 nm to 1 μm are shown in Table 1.

3.2 Composition of the organic fraction

The organic dry mass fraction given in Table 1 is subdivided into WSOC and surfactants. A large fraction of WSOC were identified as saccharides with glucose detected as the most abundant species (Bertram et al., 2018; Hasenecz et al., 2020; Jayarathne et al., 2016). Therefore, we represent WSOC with glucose and we define

$$255 \quad w_{\text{org}} = w_{\text{glu}} + w_{\text{sf}}, \quad (14)$$

where w_{glu} and w_{sf} are the dry mass fractions of glucose and the surfactant, respectively (see Fig. 1 (B)). The percentage of WSOC in the total organic mass was found to be very small ($\approx 5\%$ for particles with $D_{\text{dry}} = 125 - 250$ nm, Facchini et al.,

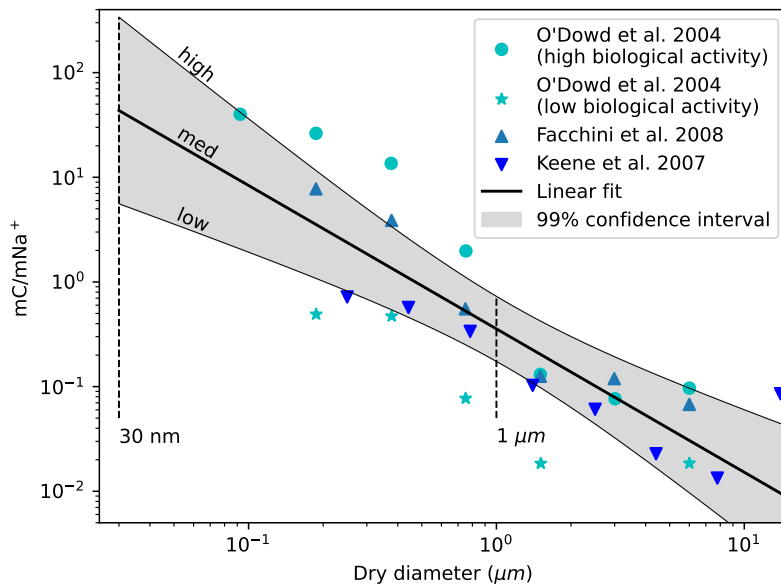


Figure 2. Mass ratio of organic carbon to sodium ions mC/mNa^+ of SSA particles as a function of their dry diameter. Symbols: measurements from field (O’Dowd et al., 2004) and laboratory studies (Facchini et al., 2008; Keene et al., 2007) reproduced from Bertram et al. (2018). Solid lines: linear fit (Eq. 13, case "med") and 99 % confidence interval (cases "low" and "high").

Table 1. Organic dry mass fraction w_{org} for a range of dry diameters D_{dry} (nm) derived from the linear fit in Fig. 2 (case "med") and its 99 % confidence interval (cases "low" and "high").

D_{dry}	30	40	50	60	70	80	90	100	110	120	130	140	150
high	0.995	0.992	0.988	0.983	0.977	0.971	0.965	0.957	0.95	0.941	0.933	0.924	0.914
med	0.964	0.948	0.93	0.912	0.894	0.875	0.857	0.838	0.819	0.801	0.783	0.765	0.748
low	0.776	0.729	0.689	0.653	0.621	0.593	0.567	0.544	0.522	0.503	0.484	0.467	0.451
D_{dry}	200	250	300	350	400	450	500	600	700	800	900	1000	
high	0.864	0.811	0.756	0.704	0.655	0.609	0.566	0.493	0.433	0.384	0.344	0.311	
med	0.667	0.596	0.534	0.482	0.436	0.397	0.363	0.307	0.264	0.23	0.203	0.181	
low	0.386	0.336	0.298	0.266	0.24	0.218	0.199	0.168	0.145	0.126	0.11	0.097	

2008). Hence, as our best estimate, we set the fraction of glucose in the total organic mass $w_{glu}/w_{org} = 0.05$. In addition, w_{glu}/w_{org} is also varied from 0 to 1 for sensitivity analysis in Sect. 4.

260 The molecular identity of surfactants in SSA has been analyzed by Cochran et al. (2016) with mass spectrometry. Their results suggest that the surfactants are mostly composed of saturated fatty acids, with palmitic (hexadecanoic) acid as the most abundant species. Besides saturated fatty acids, also unsaturated fatty acids, hydroxyl-fatty acids, oxo-fatty acids, alkyl sulfates and linear alkylbenzenesulfonates were found.

Besides its functional groups, the surfactant model compound should be representative in its surface-active behaviour. As
265 described in Sect. 2.1, surfactants can be characterized by their separation factor in water S_{1i} and their pure component surface
tension σ_i . By fitting the binary Eberhart model (Eq. 3) to experimental surface tension data ~~reported in~~ compiled by El Haber
et al. (2024), S_{1i} and σ_i were determined for 76 organic substances, which are shown in Fig. 3. The fitting procedure is
described in supplement Sect. S6 and the data underlying Fig. 3 are provided in tabular form in supplement Sect. S6 and as a
csv file (see code and data availability). In addition to these 76 organic compounds, S_{1i} and σ_i of atmospheric samples taken
270 at five different locations were considered. Ekström et al. (2010) and Gérard et al. (2016) measured surface tension isotherms
of amphiphilic extracts from filter samples of atmospheric aerosol particles collected at coastal, marine, temperate forest, and
tropical forest sites. This experimental surface tension data was fitted with the binary Eberhart model (see supplement Sect. S7).
The resulting S_{1i} and σ_i values are shown as blue squares in Fig. 3.

To show the sensitivity of the results to the choice of the surfactant model compound, we choose six different model surfac-
275 tants that cover a broad range of S_{1i} values and two regimes of σ_i . First we choose SDS as a model surfactant having similar
 S_{1i} and σ_i values to that of the atmospheric samples from Ekström et al. (2010). Since surfactants in SSA have been largely
identified as fatty acids (Cochran et al., 2016), we further choose three fatty acids among the model compounds, i.e., propionic
acid ($C_3H_6O_2$), valeric acid ($C_5H_{10}O_2$), and oleic acid ($C_{18}H_{34}O_2$). From these, propionic acid has the lowest separation
factor ($S_{1i} = 55.3$) and can be considered a weakly surface-active substance. Valeric acid has a moderate separation factor
280 ($S_{1i} = 974.6$) that lies between that of propionic acid and SDS. Oleic acid marks the higher end of the separation factor range
with $S_{1i} = 9.9 \times 10^6$ and serves to represent the strong surfactants with numbers 59–65 in Fig. 3 as well as the atmospheric
samples from Gérard et al. (2016). With these three fatty acids and SDS, four model compounds were found that cover a
broad range of S_{1i} while their σ_i value is in a small range of $\pm 4 \text{ mN m}^{-1}$ around $\sigma_i = 30 \text{ mN m}^{-1}$. To show the influence of
 σ_i , two additional compounds with a higher σ_i of $\sigma_i = 50 \pm 3 \text{ mN m}^{-1}$ were chosen, namely glutaric acid and pinonic acid.
285 Glutaric acid can be considered a weakly surface-active substance having a separation factor similar to that of propionic acid
($S_{1i} = 67.3$). The separation factor of pinonic acid ($S_{1i} = 3.7 \times 10^3$) lies between that of valeric acid and SDS. Both substances
are atmospheric oxidation products and commonly found in secondary organic aerosol. The six model compounds are denoted
by black stars in Fig. 3.

To model the atmospheric surfactants contained in SSA in the most representative manner, sodium dodecyl sulfate (SDS) is
290 chosen as the reference surfactant for three reasons. First, SDS has a surface activity ($S_{1i} = 1.4 \times 10^4$ and $\sigma_i = 29.0 \text{ mN m}^{-1}$)
close to the atmospheric surfactants measured by Ekström et al. (2010). Second, its surface tension in mixtures with salts is
well characterized (Kleinheins et al., 2023). Third, in agreement with the findings by Cochran et al. (2016), it has a similar
molar mass ($M = 288 \text{ g mol}^{-1}$) as palmitic acid ($M = 256 \text{ g mol}^{-1}$), which is the most abundant species in SSA.

3.3 Surface tension parameters of the model compounds

295 The multi-component Eberhart model requires σ_i of all substances and separation factors S_{ij} between all substance pairs $i-j$ in
the mixture. To take surface tension non-ideality into account, additional parameters A_{ij} and B_{ij} are required. In the following,
the substances are numbered as (1) water, (2) surfactant, (3) glucose, and (4) NaCl in the subscripts (Fig. 1).

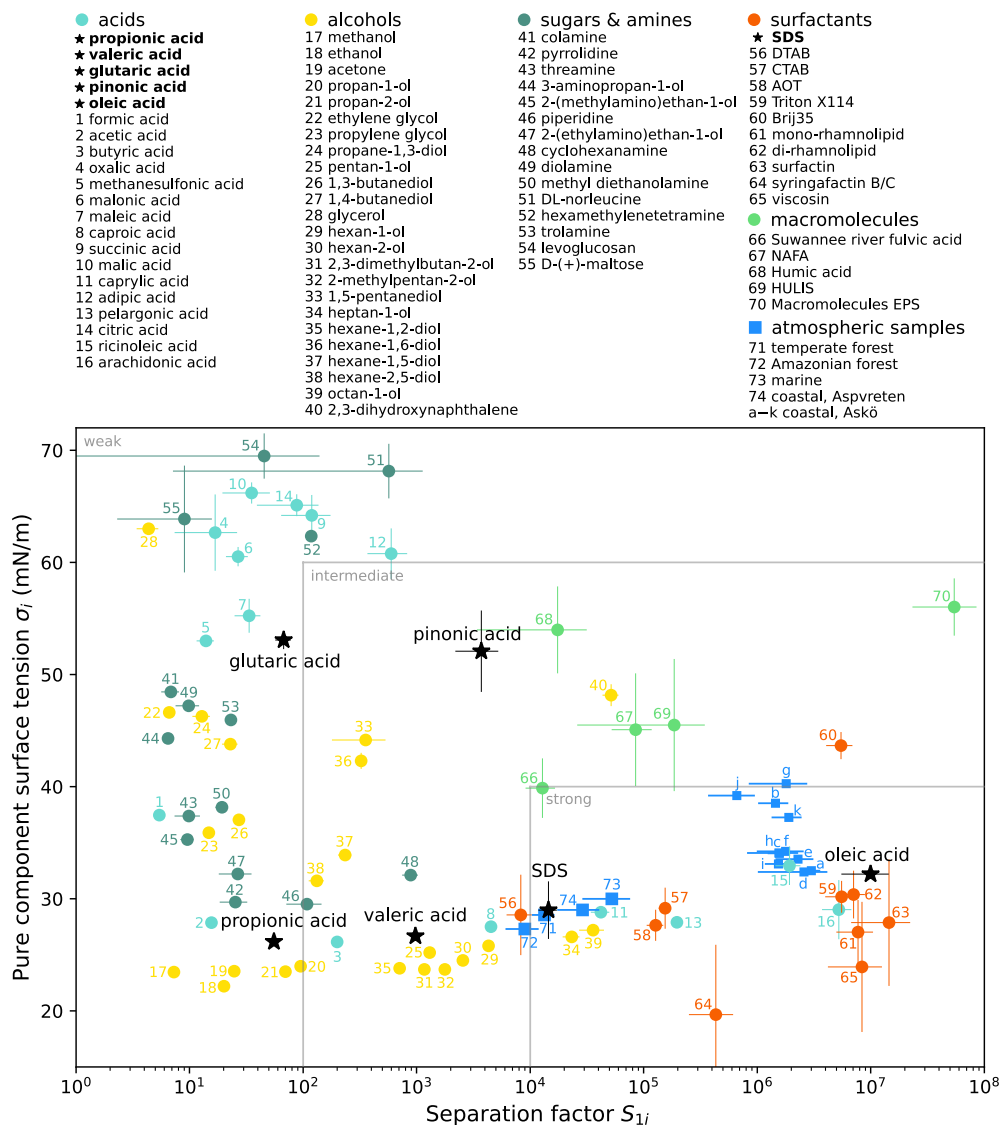


Figure 3. Separation factor in water S_{1i} and pure component surface tension σ_i of organic substances (stars and 1–70: based on data from compiled by El Haber et al. (2024)) and of atmospheric samples taken at 5 different locations (71–74: Ekström et al. (2010), a–k: Gérard et al. (2016), see also supplement Sect. S6 – S8). Substances with black stars as markers are used as model compounds in this study. S_{1i} was determined by fitting the binary Eberhart model (Eq. 3) to experimental surface tension data. If σ_i was not reported in El Haber et al. (2024), it was considered an additional fitting parameter. For the atmospheric samples, σ_i was taken as the lowest measured value. Uncertainty bars show the 95 % confidence intervals of the fit parameters. Substance names and categories are the same as in El Haber et al. (2024), i.e., the category "alcohols" also contains ketones and aldehydes. Grey lines and labels of approximate regions of weak, intermediate, and strong surfactants show the suggested categorization following the results of this study.

The pure component surface tension σ_i and the binary separation factor in water S_{1i} of all substances used in this study are summarized in Table 2 (see supplement Sect. S8 for underlying experimental data and model fits). For water, $\sigma_1 =$
300 72.0 mN m^{-1} was used throughout the study. For the six model substances (propionic acid, glutaric acid, valeric acid, pinonic acid, SDS, and oleic acid) used in the surfactant category (2), σ_2 and S_{12} are taken from the fits underlying Fig. 3. The pure liquid surface tension of glucose at room temperature is not known, since glucose crystallizes at this temperature. The binary aqueous solution data from [Aumann et al. \(2010\)](#), [Lee and Hildemann \(2013\)](#), and [Romero and Albis \(2010\) compiled by El Haber et al. \(2024\)](#) is only available in a narrow concentration range. An extrapolation to supersaturated concentrations
305 with the Eberhart model yields a very high value ($\sigma_3 > 10000 \text{ mN m}^{-1}$) with a large uncertainty (90 % confidence interval: $\pm 10^7$). In contrast, for sucrose, an extrapolation of aqueous solution data with various models resulted in σ_{sucrose} between 80 mN m^{-1} and 120 mN m^{-1} (Kleinheins et al., 2023), which seems more plausible. Because of the structural similarity between glucose and sucrose, we set the surface tension of glucose to $\sigma_3 = 100 \text{ mN m}^{-1}$, i.e., in the middle of the extrapolated range for sucrose. Fitting the Eberhart model with this value to the aqueous solution data for glucose leads to $S_{13} = 1.81$,
310 which means that glucose has a slight tendency to partition to the surface. For NaCl, $\sigma_4 = 169.7 \text{ mN m}^{-1}$ and $S_{14} = 0.848$ was used following Kleinheins et al. (2023). The separation factor $S_{14} < 1$ describes a slight depletion of NaCl at the surface in binary aqueous solution.

Table 2. Physical properties and surface tension parameters used in this study: density ρ_i , molar mass M_i , molar volume $v_i N_A$, van't Hoff factor $v_{H,i}$, pure component surface tension σ_i , and separation factor in water S_{1i} .

i	Substance	ρ_i kg m^{-3}	M_i kg mol^{-1}	$v_i N_A$ $\text{cm}^3 \text{mol}^{-1}$	$v_{H,i}$	σ_i mN m^{-1}	S_{1i}
1	water	997	0.018	18.05	1	72.0	1
2	propionic acid	988	0.074	74.90	1	26.2	55.3
2	glutaric acid	1219	0.132	108.29	1	53.1	67.3
2	valeric acid	934	0.102	109.21	1	26.7	974.6
2	pinonic acid	965	0.184	190.67	1	52.1	3.7×10^3
2	SDS	1030	0.288	279.61	1	29.0	1.4×10^4
2	oleic acid	888	0.282	317.57	1	32.2	9.9×10^6
3	glucose	1301	0.180	138.36	1	100.0	1.81
4	NaCl	2090	0.058	27.75	2	169.7	0.848

Solute–solute separation factors (S_{23} , S_{24} , and S_{34}) become only important at high solute concentration and are often poorly constrained by available ternary solution data (Kleinheins et al., 2024). In atmospheric aerosol particles, high solute
315 concentrations and even supersaturated solutions can be reached at low relative humidity. However, at activation, the particles are dilute. Therefore, the choice of the solute–solute separation factors has only a minor influence on SS_{crit} . Here, we set S_{23} and S_{24} for all surfactants to a small value (10^{-15}), assuming that the surfactant dominates the surface tension over the co-solute glucose or NaCl at low water content. The glucose–NaCl separation factor is set to $S_{34} = 1$.

In a preliminary calculation, we tested the influence of salting-out on the Köhler curve. For SDS–NaCl, $A_{24}^{\text{SO}} = 22.63$ and $B_{24}^{\text{SO}} = 2.8 \times 10^3$ were determined based on ternary solution data from Nakahara et al. (2011), which are rather high values compared to those found for other ternary solutions that have been examined by Kleinheins et al. (2024). Yet, the difference in SS_{crit} compared to a calculation assuming ideality ($A_{24}^{\text{SO}} = 0$ and $B_{24}^{\text{SO}} = 0$) was found to be very small ($\Delta SS_{\text{crit}} = 0.015\%$). Only when setting B_{24}^{SO} to an artificially high value of 10^5 , a considerable influence ($\Delta SS_{\text{crit}} > 0.04\%$) could be found. This case is shown in supplement Sect. S9. Since such a high salting-out factor does not appear realistic for any of the surfactants considered in this study, we conclude that the influence of salting-out on SS_{crit} is negligible and proceed with the ideal Eberhart model (Eq. 4, $A_{ij} = 0$, $B_{ij} = 0$) in the following calculations.

In Table 2, additionally the parameters required by the Monolayer model, namely the density ρ_i , the molar mass M_i and the molar volume $v_i N_A = M_i / \rho_i$ for the model compounds are given. Pure component densities for substances that are liquid at room temperature were taken from Yaws (1999) for propionic acid, valeric acid, and oleic acid and Lemmon et al. (2023) for water. For glutaric acid, pinonic acid, and glucose, the density of the liquid substance at 25°C was estimated with the E-AIM model (Clegg and Wexler; Girolami, 1994). For NaCl, the density in liquid state was estimated by an extrapolation from aqueous solution based on the data from Clegg and Wexler (2011). For SDS, the value of the pure solid specified by the manufacturer Merck KGaA has been used (Merck, 2023). Since the density of SDS in aqueous solution could deviate from the solid phase density, we tested the influence of a 10% lower density on the results as shown in supplement Sect. S10. It was found that the influence on SS_{crit} is small. In addition, Table 2 shows the van't Hoff factors $v_{\text{H},i}$ that were used as default values for the calculation of the Raoult effect in classical Köhler theory.

4 Results

4.1 Köhler curve of a quaternary SSA particle

To determine the critical supersaturation of SSA particles, Köhler curves are constructed by solving bulk–surface partitioning and evaluating the Köhler equation (Eq. 1) for a range of wet diameters. In Fig. 4, Köhler curves based on three different model setups are shown for a $D_{\text{dry}} = 50\text{ nm}$ SSA particle. The main assumptions in the three model approaches are summarized in Table 3 and described in the following using Fig. 4 as an illustrative example of the main trends.

Table 3. Summary of the assumptions in the three model setups to calculate the bulk mole fractions x_i^{bulk} , the surface tension σ and the water activity a_w . For details about the calculation of x_i^{bulk} , σ , and a_w see Sect. 2.

Model name	x_i^{bulk}	σ	a_w
Eberhart–Monolayer model	Monolayer($x_i^{\text{tot}}, D_{\text{wet}}$)	Eberhart(x_i^{bulk})	AIOMFAC(x_i^{bulk})
No bulk depletion	x_i^{tot}	Eberhart(x_i^{tot})	AIOMFAC(x_i^{tot})
Classical Köhler theory	x_i^{tot}	σ_1	\hat{x}_w^{tot}

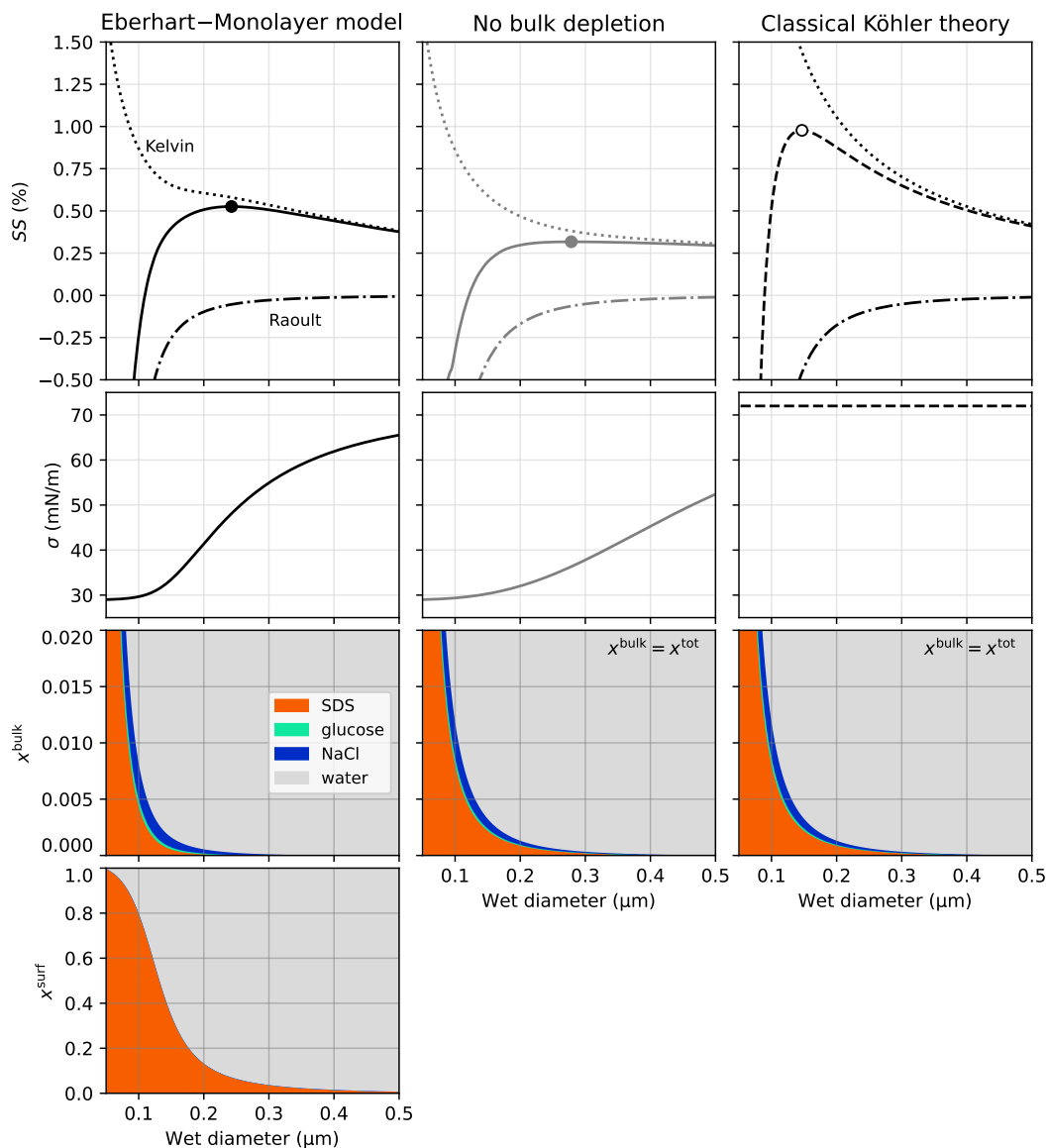


Figure 4. Köhler curves calculated with the Eberhart–Monolayer model, assuming no bulk depletion, and with classical Köhler theory for a SSA model particle (SDS–glucose–NaCl) with $D_{\text{dry}} = 50$ nm, $w_{\text{org}} = 0.93$ ("med"), and $w_{\text{glu}}/w_{\text{org}} = 0.05$. First row: Köhler curve (solid or dashed lines) with Raoult (dash-dotted lines) and Kelvin effect (dotted lines) and critical supersaturation (circles). Second row: droplet surface tension. Third row: bulk composition (first column) and total composition (second and third column). The y-axis range was limited to 0–0.02 for a better visibility of the solute share. Fourth row: surface composition in the Eberhart–Monolayer model. Since no partitioning is calculated in the second and third column, the surface composition is not determined and hence not shown here.

In the first column, the multi-component Eberhart model (Sect. 2.1) is combined with the Monolayer model (Sect. 2.2) to take bulk–surface partitioning and the surface tension of the partitioned droplet at the specific dilution into account. This model setup is labelled "**Eberhart–Monolayer model**" and represents our best estimate of the real SS of the SSA particles. The composition of the bulk and surface phases of the equilibrated, partitioned droplet are shown in the third and fourth row of Fig. 4, respectively. At small wet diameters the droplet has little total water content leading to a highly concentrated bulk phase and a surface phase that is mostly composed of surface-active SDS. With further dilution at larger wet diameters, the solute concentration in the bulk phase decreases. This leads to a re-partitioning of SDS and a decrease of its surface coverage. As NaCl and glucose are not surface-active substances, they remain mainly in the bulk and cannot be seen in the surface composition. Only when the glucose fraction is high and no strong surfactant is present, some glucose partitions to the surface, as shown in Fig. S13 in supplement Sect. S11. The surface tension of the partitioned droplet (second row) is directly related to the bulk composition via the Eberhart model (Eq. 4 and 9) and to the surface composition via Eq. 10. At low wet diameters where the surface is fully composed of SDS, the surface tension of the droplet is equal to that of pure SDS ($\sigma = \sigma_2$). As the droplet further dilutes with increasing wet diameter, the surface tension increases. Since SDS has a large separation factor, even for an increase in diameter by a factor of 10 ($D_{\text{wet}} = 0.5 \mu\text{m}$) the surface tension of the droplet is still lower than that of pure water. If a compound with a smaller separation factor is used instead, e.g., propionic acid, the surface phase is less enriched in that compound for a given wet diameter resulting in a higher surface tension such that at activation $\sigma \approx \sigma_1$ (see Fig. S14 in supplement Sect. S11). The surface tension directly affects the Kelvin curve (exponential function in Eq. 1) which is shown as a dotted line in the first row. The Raoult effect (a_w in Eq. 1, shown as a dash-dotted line in the first row), is calculated from x_i^{bulk} using AIOMFAC (Sect. 2.3). With the Kelvin and the Raoult effect, the Köhler curve can be calculated (Eq. 1, black solid line in the first row) and the critical supersaturation determined ($SS_{\text{crit}} = 0.53 \%$, black circle).

To illustrate the effect of bulk depletion, in the second column the Köhler curve is shown for the same model setup as in the first column, but neglecting bulk-depletion (labelled "**No bulk depletion**"). This means that bulk–surface partitioning is not calculated, but instead the total composition x_i^{tot} is used to calculate the surface tension with the Eberhart model and to calculate the water activity with AIOMFAC ($x_2^{\text{bulk}} = x_2^{\text{tot}}$). In the third row of Fig. 4, it can be seen that x_2^{bulk} in the Eberhart–Monolayer model is lower than in the "No bulk depletion" case, which is due to the partitioning of the surfactant to the surface and its consequent depletion in the bulk phase. Due to the higher x_2^{bulk} in the second column, the Eberhart model predicts a lower surface tension, as can be seen in the second row. Additionally, the higher x_2^{bulk} leads to a slightly lower a_w . Both effects contribute to a lower critical supersaturation ($SS_{\text{crit}} = 0.32 \%$) than with bulk depletion.

In the third column of Fig. 4, for comparison, Köhler curves are constructed assuming **classical Köhler theory**. In this case, no bulk–surface partitioning is calculated, such that x_2^{bulk} is identical to that in the second column. In contrast to the "No bulk depletion case", the surface tension of the droplet is assumed to be that of pure water at all wet diameters ($\sigma = \sigma_1$) and solution ideality is assumed ($a_w = \hat{x}_w^{\text{tot}}$). The consistently high surface tension increases the Kelvin effect, which leads to a higher SS_{crit} compared to the first two model setups ($SS_{\text{crit}} = 0.98 \%$). The difference in the Raoult effect, once using AIOMFAC (second column) and once assuming ideality (third column) is small. The reason is that in the case shown in Fig. 4, the droplet is rather dilute at activation such that the assumption of an ideal solution is valid. However, when the organic fraction is high, the

droplet can still be concentrated at activation and present in a liquid–liquid phase separated state. In this case, the assumption of ideality leads to a too low Raoult effect compared to the case considering solution non-ideality and LLPS. Two of such cases are shown in supplement Sect. S4 (Fig. S5, SDS, "high", 50 nm and Fig. S6, pinonic acid, "high", 100 nm). Overall, it can be observed that surface tension lowering leads to a strong reduction in SS_{crit} in a 50 nm SSA particle.

4.2 Influence of the organic content

To analyze the sensitivity of SS_{crit} on the organic-to-inorganic ratio, in Fig. 5 SS_{crit} is shown for w_{org} ranging from 0 – 1 for 50 nm and 100 nm particles composed of SDS and NaCl. In classical Köhler theory (open circles), since the surface tension is not a function of composition ($\sigma = \sigma_1$), the Kelvin effect is independent of the composition, too. The strong increase in SS_{crit} with increasing w_{org} is therefore due to a change in the Raoult effect. Since SDS has a higher molar volume than NaCl (Table 2) and here is assumed not to dissociate (van't Hoff factor = 1), an SDS particle of a given dry volume results in a smaller number of solute molecules than an NaCl particle of the same dry volume. This leads to a higher a_w and explains the strong increase in SS_{crit} with increasing w_{org} predicted using classical Köhler theory. Even with full dissociation of SDS (van't Hoff factor = 2, cyan symbols and line), SS_{crit} increases with w_{org} due to the higher molar volume of SDS. Conversely, using the Eberhart model and neglecting bulk depletion (grey filled circles) strongly overestimates the surface tension lowering such that the critical supersaturation falls even below the one of pure NaCl for organic contents up to $w_{\text{org}} \approx 0.8$ for $D_{\text{dry}} = 50$ nm.

The Eberhart–Monolayer model (black filled circles in Fig 5) is in between these extreme cases. The increase in the Raoult effect with increasing w_{org} dominates over the decrease in the Kelvin effect such that pure NaCl activates at a lower supersaturation than any mixed SDS–NaCl particle. Yet, for $w_{\text{org}} \lesssim 0.3$, a mixed SDS–NaCl particle still activates similarly well as a pure NaCl particle. Between $w_{\text{org}} = 0.3$ and 0.97, the higher the SDS content, the larger the difference between SS_{crit} of pure NaCl and the mixed SDS–NaCl particles becomes. For $w_{\text{org}} \gtrsim 0.97$, a strong increase in SS_{crit} is observed. In this case, due to the hydrophobic nature of SDS and the small amount of NaCl, the hygroscopic growth of the particle is effectively insignificant, leading to the very high SS_{crit} values.

For 100 nm particles, the results are similar but SS_{crit} is generally shifted to lower values due to the lower Kelvin effect of larger particles. Because of the smaller relative importance of the Kelvin effect compared to the Raoult effect, surface tension lowering is also less important leading to a smaller difference between SS_{crit} calculated with classical Köhler theory and with the Eberhart–Monolayer model. Comparing SS_{crit} from classical Köhler theory with the one from the Eberhart–Monolayer model, it can be seen that there is yet a significant influence of surface tension lowering for $w_{\text{org}} > 0.65$ with differences in $SS_{\text{crit}} \gtrsim 0.05$ %.

4.3 Influence of the glucose content

The fraction of WSOC in the total organic mass was found to be small (≈ 5 %) for small particles according to Facchini et al. (2008). However, atmospheric SSA may exhibit natural variability in its composition. Therefore, we investigate the sensitivity of SS_{crit} to $w_{\text{glu}}/w_{\text{org}}$ using the three models described in the previous section. In Fig. 6 the result is shown for a $D_{\text{dry}} = 50$ nm SSA particle (left panel) and a $D_{\text{dry}} = 100$ nm SSA particle (right panel) both with medium organic content.

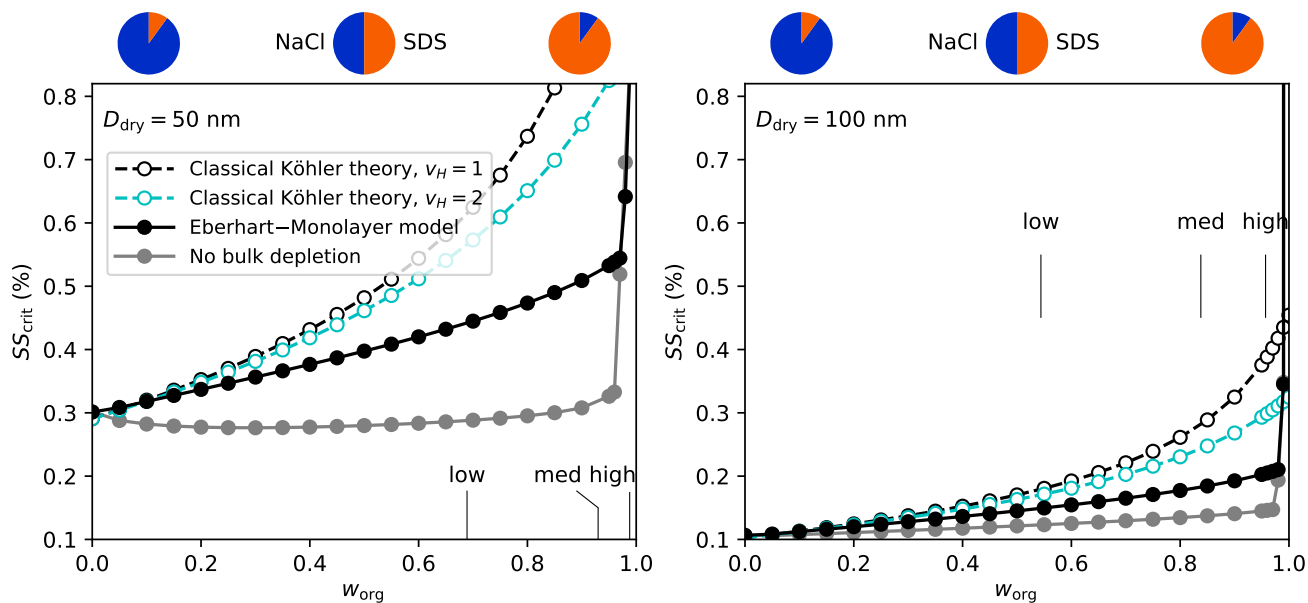


Figure 5. Influence of w_{org} on SS_{crit} for SDS–NaCl particles using three different model approaches. Left panel: $D_{\text{dry}} = 50$ nm, right panel: $D_{\text{dry}} = 100$ nm. Pie charts above the plots show the composition of the dry particle (in mass fraction) at $w_{\text{org}} = 0.1, 0.5,$ and 0.9 . The annotations "low", "med", and "high" refer to the cases of the same name shown in Fig. 2. The curves in cyan are calculations with Classical Köhler theory assuming full dissociation of SDS, i.e., $v_{\text{H,SDS}} = 2$ for comparison to the black curves with $v_{\text{H,SDS}} = 1$.

In classical Köhler theory, the decrease in SS_{crit} with increasing $w_{\text{glu}}/w_{\text{org}}$ is due to a decrease in the Raoult effect due to the lower molar volume of glucose than SDS (see Table 2). When taking surface tension lowering into account, the presence of SDS leads to a lowered surface tension which lowers the Kelvin effect. From the "No bulk depletion" calculations, it can be seen that the lowered Kelvin effect outweighs the increase in the Raoult effect, such that here SS_{crit} increases with increasing $w_{\text{glu}}/w_{\text{org}}$.

Considering bulk–surface partitioning in the Eberhart–Monolayer model lowers the bulk concentration of SDS and increases the surface tension compared to the "No bulk depletion" case (compare Fig. 4). As a consequence, the Raoult part of the Köhler equation increases due to a higher a_w and the Kelvin part increases due to the higher surface tension. Therefore, SS_{crit} calculated with the Eberhart–Monolayer model is higher than suggested by the "No bulk depletion" case at all $w_{\text{glu}}/w_{\text{org}} < 1$. Yet, similar to the "No bulk depletion" case, the lowered Kelvin effect outweighs the increase in the Raoult effect, leading to an SS_{crit} that increases with increasing $w_{\text{glu}}/w_{\text{org}}$.

These trends are similar for the calculations with $D_{\text{dry}} = 100$ nm, but all curves are shifted to lower supersaturations because of the strong dependence of the Kelvin effect on the diameter. Overall, in both panels the Eberhart–Monolayer model predicts the lowest SS_{crit} to be reached at $w_{\text{glu}}/w_{\text{org}} = 0$. At $w_{\text{glu}}/w_{\text{org}} = 1$ all models yield very similar SS_{crit} values, because in a

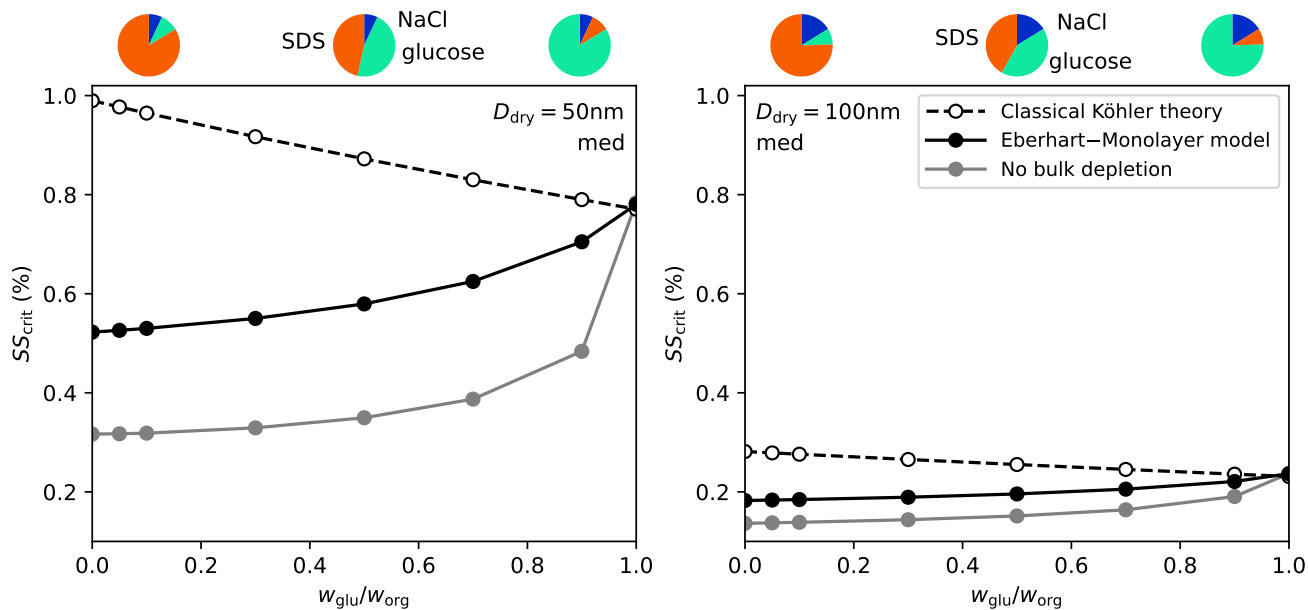


Figure 6. Influence of $w_{\text{glu}}/w_{\text{org}}$ on SS_{crit} for SSA model particles (SDS–glucose–NaCl) with three different model approaches. Left panel: $D_{\text{dry}} = 50 \text{ nm}$, $w_{\text{org}} = 0.93$ ("med"), right panel: $D_{\text{dry}} = 100 \text{ nm}$, $w_{\text{org}} = 0.838$ ("med"). Pie charts above the plots show the composition of the dry particle (in mass fraction) at $w_{\text{glu}}/w_{\text{org}} = 0.1, 0.5, \text{ and } 0.9$.

425 glucose–NaCl–water droplet, bulk–surface partitioning is very weak at activation such that $\sigma \approx \sigma_1$ in agreement with classical Köhler theory (see Fig. S15 in supplement Sect. S11).

4.4 Influence of surfactant properties

To illustrate the influence of the surfactant properties, i.e., S_{12} and σ_2 on the results, the calculations shown in the left panel of Fig. 6 were repeated with six different surfactant model compounds. The results are shown in Fig. 7 with a different surfactant model compound in each panel, sorted by S_{12} and σ_i as in Fig. 3.

We start with analyzing the lower row, which shows results of the substances with $\sigma_i \approx 30 \text{ mN m}^{-1}$. The panel of SDS shows the same results as the left panel in Fig. 6 and has been discussed above. If SDS is replaced by a surfactant with a higher separation factor, i.e., oleic acid, the observed trends are similar and even more pronounced. Propionic acid and valeric acid are substances with a similar σ_2 as SDS and oleic acid, but with a lower S_{12} . For these substances, the differences in SS_{crit} between the different model approaches decrease with decreasing separation factor and decreasing molar volume. The primary reasons for this are the decrease in SS_{crit} calculated with classical Köhler theory and the increase of SS_{crit} for the model approach "no bulk depletion". In contrast, SS_{crit} from the Eberhart–Monolayer calculations shows little change. In fact, SS_{crit} calculated with the Eberhart–Monolayer model (black circles) are very similar between propionic acid, valeric acid, SDS, and oleic acid. Because propionic acid and valeric acid have a weaker tendency to partition to the surface, the surface

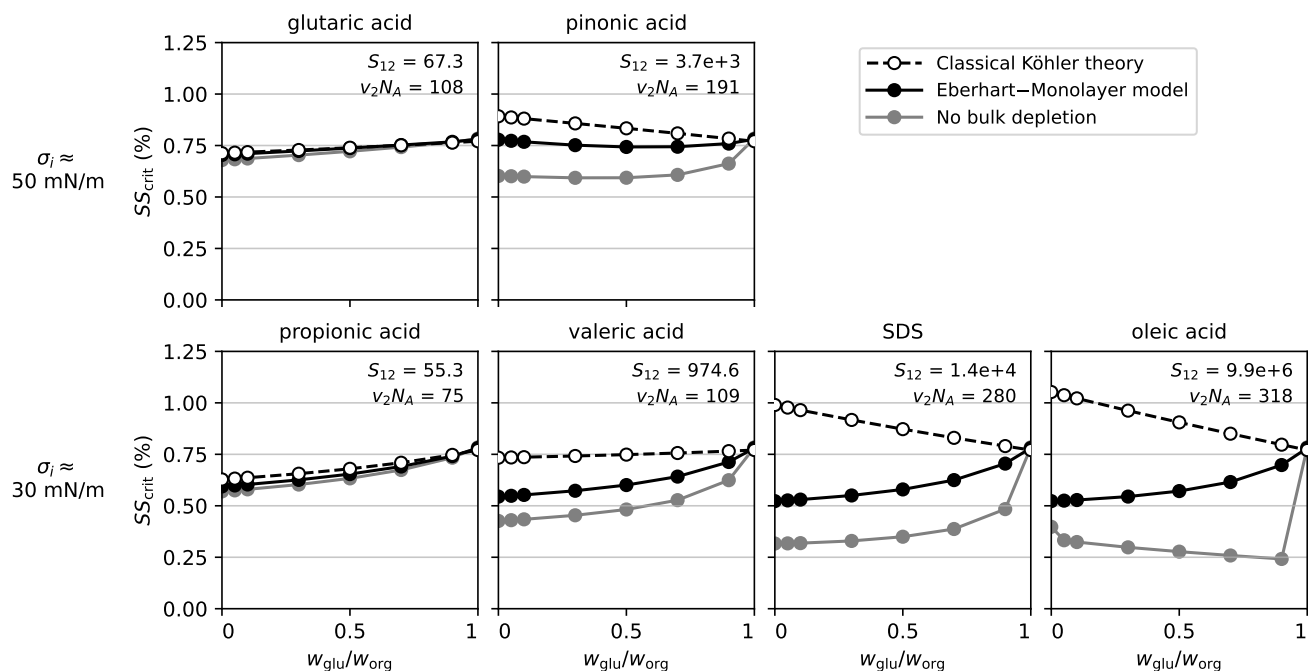


Figure 7. Influence of the surfactant type on SSA model particles (surfactant–glucose–NaCl): Critical supersaturation as a function of the glucose content using six different surfactant model compounds and three different model approaches. In all panels, $D_{\text{dry}} = 50$ nm and $w_{\text{org}} = 0.93$ ("med"). The binary separation factor in water S_{12} and the molar volume v_2N_A in $\text{cm}^3 \text{mol}^{-1}$ for each surfactant are given in the respective panel. In the calculations with glutaric acid all curves overlap.

440 tension at activation is closer to that of pure water which increases the Kelvin effect. Conversely, the Raoult effect for propionic and valeric acids is stronger than for SDS and oleic acid, and can compensate the increased Kelvin effect (detailed plots are shown in Fig. S16 in supplement Sect. S12). Because the molar volumes of valeric acid and glucose are almost the same, SS_{crit} predicted by classical Köhler theory is almost independent of $w_{\text{glu}}/w_{\text{org}}$ for this model compound. The results obtained with classical Köhler theory depend strongly on the surfactant type because the stronger Raoult effect is not compensated

445 by an increased Kelvin effect since $\sigma = \sigma_1$ for all compositions. For propionic acid, classical Köhler theory predictions of SS_{crit} are almost the same as the ones of the Eberhart–Monolayer model, so we conclude that it should not be considered a surface-active compound with respect to CCN activation because of its low separation factor. In contrast, the SS_{crit} of valeric acid is decreased by surface tension lowering, but less than for SDS, and thus it can be considered a moderately surface-active compound.

450 Now, we consider glutaric acid and pinonic acid, two substances with $\sigma_2 \approx 50 \text{ mN m}^{-1}$. For glutaric acid, classical Köhler theory is sufficient to describe SS_{crit} at all compositions. Due to its low S_{12} and moderate σ_2 , it should not be considered a surface-active compound for CCN activation. Pinonic acid, on the other hand, has a S_{12} value that is much higher than the one of glutaric acid, lying between the one of valeric acid and SDS. As a result, for pinonic acid, a slightly lower SS_{crit} is predicted

with the Eberhart–Monolayer model compared to with classical Köhler theory and therefore, it can be considered a moderately
455 surface-active compound, similar to valeric acid. The reduction in SS_{crit} , however, is less pronounced than for valeric acid,
which can be attributed to its higher σ_2 value.

The combined influence of surfactant properties and the organic fraction (low, med, or high) is shown in Fig. S17 in sup-
plement Sect S12. When the organic fraction is lowered, the particle contains more NaCl. Due to its low molar mass and its
dissociation into two ions, NaCl strongly enhances the Raoult effect and as a result, all curves are shifted to lower SS_{crit}
460 values. Vice versa, when the organic fraction is high, SS_{crit} is generally shifted to higher values. LLPS is observed at high
organic fraction and low glucose content ($w_{\text{glu}}/w_{\text{org}} \leq 0.05$), for pinonic acid, SDS, and oleic acid. This causes SS_{crit} to be
even higher than at $w_{\text{glu}}/w_{\text{org}} = 0.1$ for the calculations with the Eberhart–Monolayer model and in the "No bulk depletion"
case (details on the LLPS see supplement Sect. S4). This effect is not present with classical Köhler theory since in that case
solution ideality is assumed. For the cases, where the droplet exhibits LLPS at activation, the "No bulk depletion" calculation
465 yields the same result as the Eberhart–Monolayer model because of the low dilution. In all other cases, bulk depletion can not
be neglected, but the Monolayer model must be used for an accurate calculation of SS_{crit} (except when $w_{\text{sf}} = 0$).

Figure S17 in supplement Sect. S12 also shows results for $D_{\text{dry}} = 100$ nm. As observed in Fig. 6, SS_{crit} is shifted to lower
values due to the smaller Kelvin effect for larger diameters and the differences between the three approaches become smaller.
Moreover, as a consequence of the stronger hygroscopic growth of the larger particles, no LLPS is observed.

470 From the results in Fig. 7 and S17 (supplement) two main conclusions can be drawn. First, bulk depletion should generally be
considered if surface-active compounds are present. Second, surface-active solutes in an aerosol particle can be characterized
by three key properties determining their influence on the critical supersaturation: the binary separation factor in water S_{1i} ,
the pure component surface tension σ_i , and the molar volume $v_i N_A$. Based on the SS_{crit} results for 50 nm surfactant–NaCl
particles at medium organic content in Fig. 7 ($w_{\text{org}} = 0.93$, $w_{\text{glu}} = 0$), we suggest to categorize organic compounds into weak,
475 intermediate, and strong surfactants with respect to CCN activation as follows. Substances with $S_{1i} < 100$ have negligible
influence on SS_{crit} at any concentration and therefore should not be considered surface-active for CCN activation (weak
surfactants). For these, classical Köhler theory can be applied. Substances with S_{1i} between about 100 and 10^4 influence
 SS_{crit} by surface tension lowering to a moderate degree ($\Delta SS_{\text{crit}} \approx 0.25\%$) compared to classical Köhler theory (intermediate
surfactants). Substances with $S_{1i} > 10^4$ and low σ_i can be considered as strongly surface-active compounds that lower SS_{crit}
480 substantially compared to classical Köhler theory ($\Delta SS_{\text{crit}} \approx 0.5\%$). This categorization is also shown by the grey lines in
Fig. 3.

4.5 CCN activity of sea spray aerosol

In order to analyze the potential of SSA to serve as CCN, we focus on our best estimate representation of SSA by using
SDS as the surfactant and $w_{\text{glu}}/w_{\text{org}} = 0.05$ in the following calculations. In Fig. 8, the critical supersaturation of SSA with
485 medium organic content is given as a function of the dry diameter calculated with either the Eberhart–Monolayer model or with
classical Köhler theory. On a second y-axis, the size-dependent organic mass fraction of the particle is shown in orange. It can
be clearly seen that when considering bulk–surface partitioning and surface tension lowering by using the Eberhart–Monolayer

model, a SSA particle of a given dry diameter activates at lower SS than predicted by classical Köhler theory. The difference in SS_{crit} between the two model approaches is larger, the smaller the dry diameter. There are two reasons for that. On the one hand, smaller particles have a higher organic content and therefore a higher surfactant content, and, on the other hand, smaller particles have a stronger Kelvin effect, such that a change in the Kelvin effect has a larger effect on SS_{crit} .

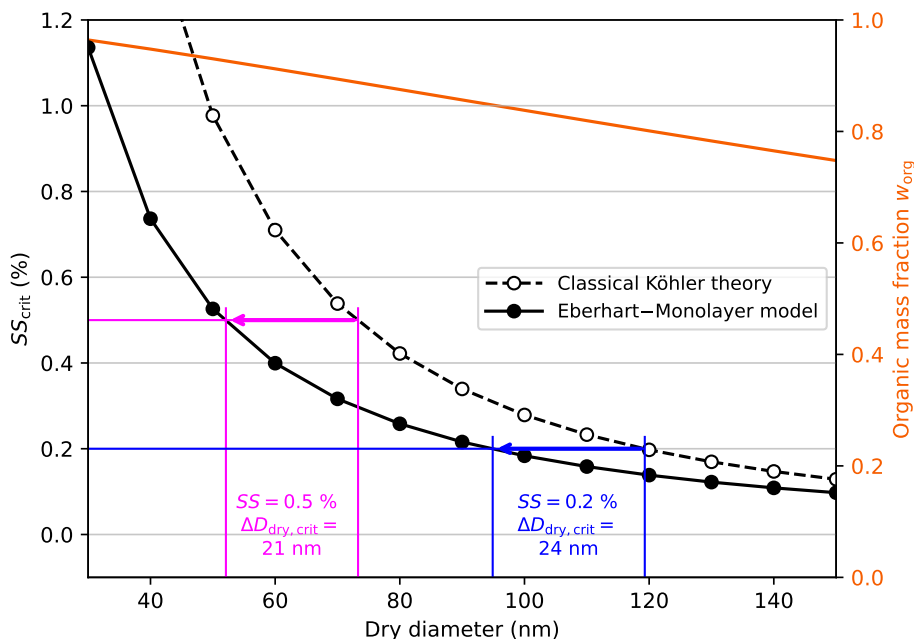


Figure 8. The critical supersaturation SS_{crit} of SSA model particles (surfactant–glucose–NaCl) with medium organic content calculated with two different model approaches. SSA particles are represented as a quaternary mixture of water, SDS, glucose, and NaCl. The organic mass fraction (case "med") is given on the right y-axis with an orange solid line. The fraction of glucose in the organic mass is $w_{glu}/w_{org} = 0.05$. The difference in the critical dry diameter $\Delta D_{dry,crit}$ between the models for a supersaturation SS of 0.5% and 0.2% are annotated in magenta and blue respectively.

The critical dry diameter $D_{dry,crit}$ denotes the dry diameter of the smallest particles in a polydisperse aerosol of a uniform composition that can activate at a given supersaturation. Assuming equilibrium in an air parcel at all times, $D_{dry,crit}$ is given by $SS = SS_{crit}$. In Fig. 8 it can be seen that for a supersaturation of $SS = 0.5\%$, surface tension lowering yields a $D_{dry,crit}$ that is 21 nm lower than that predicted by classical Köhler theory. Analogously, surface tension lowering leads to a change in $D_{dry,crit}$ of 24 nm at a supersaturation of $SS = 0.2\%$. For SSA with a low organic content, the change in $D_{dry,crit}$ is smaller ($\Delta D_{dry,crit}(S = 0.5\%) = 10$ nm and $\Delta D_{dry,crit}(S = 0.2\%) = 11$ nm) and, vice versa, for SSA with a high organic content the change in $D_{dry,crit}$ is higher ($\Delta D_{dry,crit}(S = 0.5\%) = 29$ nm and $\Delta D_{dry,crit}(S = 0.2\%) = 41$ nm). These cases are shown in supplement Sect. S13.

500 In marine environments, supersaturations of $SS = 0.5\%$ can be reached (Gong et al., 2023; Svensmark et al., 2024). Based on the results in Fig. 8, this means that due to surface tension lowering, a large part of the Aitken mode particles can be activated ($D_{\text{dry,crit}}(SS = 0.5\%) \approx 50 \text{ nm}$) despite having a high organic content.

The CCN activity of SSA particles and the importance of surface tension lowering can further be illustrated by comparing SS_{crit} of SSA particles to that of pure components. In panel (A) of Fig. 9, the SS_{crit} of SSA calculated with classical Köhler theory and with the Eberhart–Monolayer model are shown together with the SS_{crit} of pure glutaric acid, ammonium sulfate ((NH_4)₂ SO_4) and NaCl. In panel (B), the difference between SS_{crit} of the various cases and the one predicted with the Eberhart–Monolayer model are shown. Compared to Fig. 8, the range of dry diameters is extended here up to $1 \mu\text{m}$ in both panels. For the pure components, AIOMFAC was used for the calculation of the water activity and a constant surface tension of σ_1 was used. The prediction of SS_{crit} of SSA particles with classical Köhler theory (black dashed line) changes from being higher than the one for glutaric acid (at $D_{\text{dry}} < 100 \text{ nm}$) to lower than ammonium sulfate (at $D_{\text{dry}} > 300 \text{ nm}$), which is related to the change in the organic content of SSA with size. If surface tension lowering is taken into account with the Eberhart–Monolayer model, a CCN activity of SSA similar to the one of pure (NH_4)₂ SO_4 is found at $D_{\text{dry}} \lesssim 300 \text{ nm}$. For $D_{\text{dry}} > 300 \text{ nm}$, the CCN activity approaches that of NaCl and classical Köhler theory is valid. For SSA particles with $D_{\text{dry}} \lesssim 60 \text{ nm}$ and high organic content, LLPS causes SS_{crit} to be closer to that of glutaric acid than that of (NH_4)₂ SO_4 .

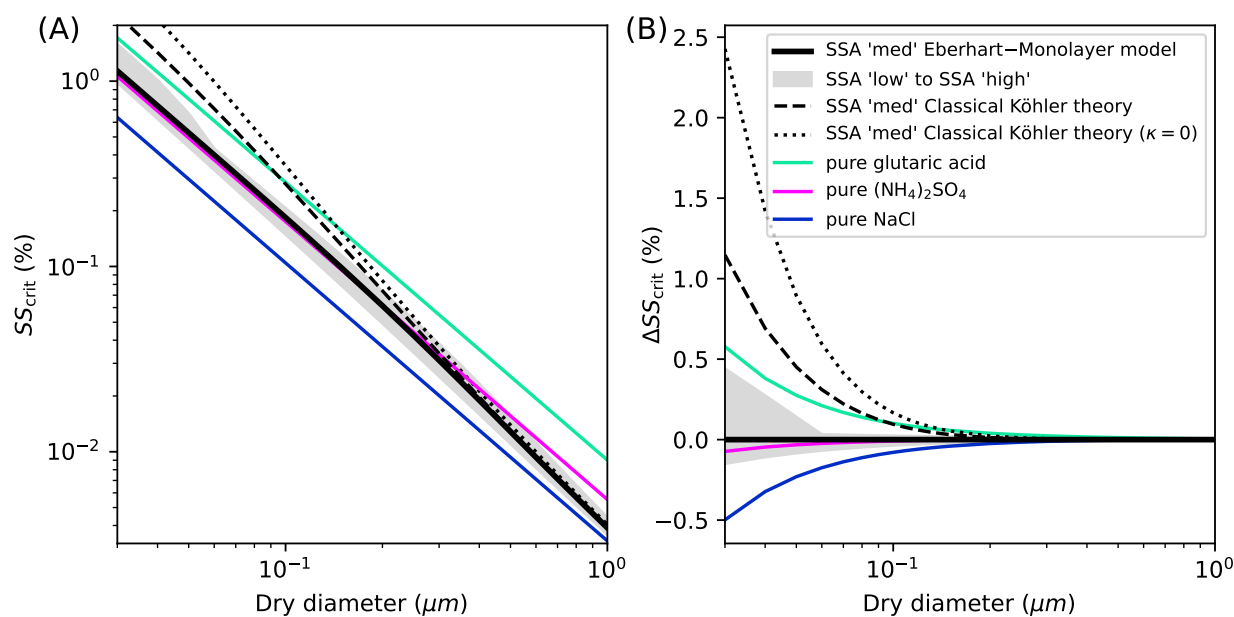


Figure 9. Comparison of the CCN activation potential of SSA model particles (surfactant–glucose–NaCl) with pure compounds. (A): critical supersaturation as a function of dry diameter. (B): difference to calculation with the Eberhart–Monolayer model. The curves "SSA 'med' Classical Köhler theory" and "SSA 'med' Eberhart–Monolayer model" are identical to those shown in Fig. 8 up to 150 nm . The gray shaded area shows the range between the SS_{crit} of SSA with low and high organic content, as predicted with the Eberhart–Monolayer model.

In climate models, parametrizations for CCN activation are usually used, which are based on κ -Köhler theory (Petters and Kreidenweis, 2007). In this theory, the water uptake and SS_{crit} of aerosol particles is calculated using classical Köhler theory and a hygroscopicity parameter κ which considers the molar volumes and the degree of dissociation of the solutes. For particles composed of various solutes, the overall κ value of the particle is calculated from the individual κ values of the solutes using the Zdanovskii–Stokes–Robinson (ZSR) rule (Petters and Kreidenweis, 2007). Organic substances are typically given low κ values (e.g., $\kappa < 0.06$ (Zhang et al., 2012)) or assumed to be entirely hydrophobic ($\kappa = 0$). The black dashed lines in Fig. 9 correspond to $\kappa \approx 0.06$ in κ -Köhler theory based on the molar volume of SDS. In addition, the black dotted lines show the calculation where the surfactant is assumed to be entirely hydrophobic (see also the underlying Köhler curves given by the yellow dashed lines in Fig. S5 and S6 in supplement Sect. S4), which corresponds to choosing $\kappa = 0$. In Fig. 9 (B) it can be seen that both cases using classical Köhler theory lead to a strong underestimation of the activation potential of SSA particles and are less suited to represent their SS_{crit} than assuming pure NaCl.

525 5 Discussion

5.1 Uncertainties in the SSA representation

The results of this study showed that classical Köhler theory strongly underestimates the ability of surfactant-rich particles to form cloud droplets and that instead a more complex approach including concentration dependent surface tension and bulk-depletion is required. It was furthermore shown that SSA particles in the Aitken mode with diameters down to ≈ 50 nm can serve as CCN particles in typical marine updrafts. These results are based on the assumptions of SSA composition, the choice of model compounds, and the modelling approach, which all influence the resulting SS_{crit} for CCN activation. The SSA particles have been represented with four model compounds (surfactant, glucose, NaCl, and water) and with a size dependent composition based on SSA measurements. Despite the simplicity of this model system, we consider our results robust, even if the composition of atmospheric SSA has not been accurately represented. The reasons for that are discussed in the following.

535 The biggest uncertainty in the presented model approach might be the organic-to-inorganic ratio of SSA particles; especially the organic-to-inorganic ratio of particles with $D_{\text{dry}} < 100$ nm is uncertain due to a lack of experimental data. To analyze the sensitivity to this parameter, we have shown results with low and high organic content in addition to the medium organic content. The resulting variation of SS_{crit} is shown in Fig. 9 with the gray shaded area. It can be seen that even for a lower or higher inorganic content, SS_{crit} is still close to our best estimate (black line). A sensitivity analysis over the whole range of organic-to-inorganic ratios (Fig. 5) showed that only if the organic content of small particles is below approximately ≈ 40 %, the influence of surface tension lowering on SS_{crit} becomes insignificant and classical Köhler theory suffices. In this case, however, the particles would activate similar to pure NaCl thus being good CCN anyhow. We therefore consider it robust to conclude that SSA particles in the Aitken mode can serve as CCN particles in marine updrafts, regardless of whether this is due to surface tension lowering at high organic content or due to a strong hygroscopic growth at high inorganic content.

545 The WSOC content could depend on seasonal and spatial variability and aging via the uptake of organic molecules from the gas phase or chemical breakdown of large surface-active organic molecules. Yet, in Fig. 6 and 7 it has been shown that the glucose content between 0 and 0.5 has only a small influence on SS_{crit} calculated with the Eberhart–Monolayer model.

The surfactants in atmospheric SSA are composed of a complex mixture of different compounds, which we represented with pure SDS. The molecular identification of surfactants in SSA is still at an early stage and should clearly be investigated further. 550 Nevertheless, there is increasing evidence that atmospheric surfactants are predominantly composed of fatty acids. Exchanging SDS with a fatty acid of small, medium or large chain length had little influence on SS_{crit} calculated with the Eberhart–Monolayer model (compare results for propionic acid, valeric acid, SDS, and oleic acid in Fig. 7), possibly because these substances all have a similar σ_i of $\approx 30 \text{ mN m}^{-1}$. When a substance with a higher σ_i was chosen instead, the surface tension lowering was less pronounced and SS_{crit} was found to be higher compared to the cases with fatty acids (see glutaric acid and 555 pinonic acid in Fig. 7). Therefore, if surfactants in atmospheric SSA were found to have $\sigma_i \gg 30 \text{ mN m}^{-1}$, the conclusions of this study would need to be reconsidered. Since all fatty acids shown in Fig. 3 have $\sigma_i \approx 30 \text{ mN m}^{-1}$, we consider our results based on SDS as a representative surfactant species to be robust.

Finally, all model calculations have been performed at 25°C , a temperature that is hardly reached at typical liquid cloud base heights, which range from 200 m to 2 km above ground (Lu et al., 2021). Accordingly, CCN activation rather occurs 560 at temperatures around or below 0°C . To estimate the uncertainty introduced by assuming 25°C throughout this study, we performed calculations similar to that shown in Fig. 8 at two different temperatures (-25°C and $+25^\circ\text{C}$) but using oleic acid instead of SDS. Note that for SDS no temperature dependent surface tension data could be found, which is why oleic acid was used for this sensitivity analysis. The direct effect of temperature on the Kelvin effect was considered as well as the indirect effect via the temperature dependence of the surface tension. Both effects lead to an increased Kelvin effect at 565 lower temperatures, which results in a change of SS_{crit} to higher absolute values (see Appendix A). Furthermore, at a lower temperature, the relative difference between SS_{crit} calculated with classical Köhler theory and the Eberhart–Monolayer model is slightly increased, suggesting that surface tension lowering could be even more relevant at lower temperatures.

5.2 Uncertainties in the modelling approach

Our results are based on a model approach that combines three pre-existing models: the Eberhart model for surface tension, the 570 Monolayer model for bulk–surface partitioning, and AIOMFAC for solution non-ideality. All three models have been validated separately by comparison to experimental data: The Eberhart model has been thoroughly validated for binary aqueous solutions and multi-component solutions (Kleinheins et al., 2023, 2024). The Monolayer model in combination with Szyszkowski–Langmuir surface tension isotherms has been validated by direct comparison to surface tension of small droplets (Bzdek et al., 2020; Bain et al., 2023). AIOMFAC has been validated against water activity measurements (Zuend et al., 2008, 2011). 575 AIOMFAC has not been specifically trained for amphiphilic organic molecules like SDS and oleic acid; however, as discussed in Sect. 2.3, the exact representation of the organic molecule in AIOMFAC has a negligible influence on the prediction by the Eberhart–Monolayer model except for the prediction of LLPS at high organic content and small dry diameters.

In the literature, other partitioning models have been suggested besides the Monolayer model, e.g., the Gibbs model (Sorjamaa et al., 2004; Prisle et al., 2010). Lin et al. (2018) compared these two models for various systems and found that the
580 Monolayer model generally predicts slightly lower SS_{crit} than the Gibbs model. Since only few experimental data from SS_{crit} measurements were available, no conclusion was drawn as to which model is more accurate. In this study the Monolayer model has been chosen, since it has been compared to experimental surface tension data of small droplets (Bzdek et al., 2020; Bain et al., 2023) with good agreement; however, it remains to be tested in future studies whether the Gibbs model would yield a higher accuracy by validation to the same data. Moreover, more measurements of the surface tension of small droplets, also
585 using different experimental techniques, would help to elucidate which partitioning model is the most accurate. To conclude, a weaker or an even stronger bulk depletion effect cannot be excluded, which would shift the predicted critical supersaturation to either lower or higher values, respectively.

As an additional validation step, future work should be directed at comparing SS_{crit} predicted with the combined model to measurements of SS_{crit} of lab-generated surfactant containing aerosol particles. A comparison to data from literature was
590 not included in this study for two reasons. First, such literature data is very limited, as can be seen from the study by Lin et al. (2018), where the experimental data was not sufficient to draw a conclusion about which of their two models was more accurate. Second, in previous studies, the exact composition of the aerosol particles was not confirmed by a measurement, but taken as the composition of the solution filled into the atomizer. We suggest that a verification of the particle composition after atomization by, e.g., an aerosol mass spectrometer is urgently needed for a reliable comparison to modelled SS_{crit} values. To
595 our knowledge, no study has yet investigated potential composition changes when surfactant-containing particles are produced with atomizers.

5.3 Comparison to field and laboratory measurements of SSA

Our results suggest that despite a high organic content, SSA particles can activate similarly well as ammonium sulphate. Comparing this to CCN measurements of field and laboratory studies in the literature, our results are lying within the range of
600 what has been measured. Quinn et al. (2014) collected fresh SSA particles in the North Atlantic Ocean with an in situ particle generator (Sea Sweep). From CCN counter measurements, a rather low CCN activity with κ values between 0.4 and 0.8 has been measured for SSA particles with $D_{dry} = 40 - 100$ nm, which is thought to be due to a high organic content. However, the organic content has not been measured in that study and a later study of the same two first authors claims that the particles had not been dried enough in these measurements, which would lead to an overestimation of the size and a low bias for κ (Bates
605 et al., 2020). Rasmussen et al. (2017) and Christiansen et al. (2020) measured the CCN activity of lab generated SSA particles using seawater samples with and without algae cultures or sea surface microlayer samples. According to their measurements, the CCN activity of real seawater SSA resembled that of SSA generated from Sigma sea salt water in all cases very closely. Since the organic content of the SSA after aerosolization has not been quantified, it is not possible to directly compare their results to ours. Lastly, Bates et al. (2020) measured the CCN activity of SSA particles generated by Sea Sweep and in a tank
610 and also quantified the organic content of the sub 180 nm fraction with FTIR measurements. Despite a high average organic content of 86 %, the particles showed a strong CCN activity in the range between that of pure ammonium sulfate and that of

pure NaCl (Fig. 5 in Bates et al. (2020)), which is close to the results in our study. For a better comparison of model results with measurements, it is crucial that future studies are undertaken to quantify the organic content of the aerosolized, dried aerosol that enters the CCN counter.

615 5.4 Representation of CCN activation in global models

In climate models, parametrizations based on classical Köhler theory are usually used to determine the CCN activation of aerosol particles. For example, in the global circulation model ECHAM-HAM (Stier et al., 2005; Neubauer et al., 2019), cloud droplet activation is calculated using κ -Köhler theory (Petters and Kreidenweis, 2007), which is based on classical Köhler theory. As such, the surface tension of water is generally assumed. The degree of under- or overestimation of CCN activation
620 in climate models depends further on their representation of the composition. If the marine aerosol is assumed to be composed entirely of NaCl, the CCN activity for particles < 100 nm would be overestimated, i.e., a too low SS_{crit} would be assumed (see blue line in Fig. 9 (B)). If, on the other hand, an organic share is considered as for example in the parametrization by Long et al. (2011), the magnitude of the error depends on the hygroscopicity of the organic mass that is assumed. If the organic mass is given a certain hygroscopicity, e.g., $\kappa \approx 0.06$ based on the molar volume of SDS, the predicted CCN activity would correspond
625 to that predicted by our calculations with classical Köhler theory assuming solution ideality. As such, SS_{crit} would be strongly overestimated for all $D_{\text{dry}} \lesssim 300$ nm as shown by the black dashed line in Fig. 9 (B). If the other extreme is considered, that is, the organic share is assumed to be entirely hydrophobic ($\kappa = 0$), the predicted SS_{crit} is even higher (see black dotted line in Fig. 9 (B)). Using the Eberhart–Monolayer model as the ground truth, Fig. 9 (B) suggests that for the prediction of CCN activation assuming the marine primary aerosol to be composed entirely of pure NaCl is more accurate than considering an
630 organic share with a low κ value.

In Sect. 4.5 it has been shown that Aitken mode particles can serve as CCN in marine updrafts. In ECHAM-HAM, however, sea salt aerosol is only included in the accumulation mode ($D_{\text{dry}} = 100$ nm–1 μm , Stier et al., 2005). Given the high CCN activation potential of both surfactant-rich and NaCl-rich SSA particles found in this study, ECHAM-HAM seems to underestimate the CCN concentration in marine environments. This finding is in agreement with a study by Lohmann and Leck
635 (2005), where in a parcel model simulation, a surface active Aitken mode had to be included in order to bring the results into agreement with measured CCN concentrations from field campaigns in the Arctic.

6 Summary and conclusions

In this study we have presented an approach for modelling the critical supersaturation of surfactant-containing aerosol particles. The model is based on combining the multi-component Eberhart model (Kleinheins et al., 2024) for the surface tension of
640 aqueous mixtures with the Monolayer model (Malila and Prisle, 2018) for bulk–surface partitioning (Eberhart–Monolayer model). To consider non-ideality and liquid–liquid phase separation, the group contribution model AIOMFAC was used. This novel model approach allows for the first time to calculate the CCN activity of surfactant containing aerosol particles with

more than one co-solute. For comparison, the CCN activity was calculated additionally using classical Köhler theory, which assumes a homogeneous droplet, solution ideality and a surface tension of pure water.

645 The new model was applied on freshly-emitted sea spray aerosol particles, which were represented by a quaternary system of water, a surfactant, glucose, and NaCl. Six different model compounds were chosen to represent the surfactant, covering a broad range of surface-active behaviour. The surface-activity of the surfactant model compounds was characterized by their separation factor in water S_{1i} and their pure component surface tension σ_i . Based on this sensitivity analysis, it can be concluded that substances with a separation factor $S_{1i} < 100$ should not be considered surfactants for CCN activation. For these substances, 650 classical Köhler theory can be used. In contrast, substances with a separation factor between 10^2 and 10^4 can be considered intermediate surfactants, leading to moderate reductions in SS_{crit} depending on their σ_i value while substances with $S_{1i} > 10^4$ and low σ_i (e.g., $\sigma_i = 30 \text{ mN m}^{-1}$) should be considered as substances with a strong surface activity. For the latter, strong reductions in SS_{crit} compared to classical Köhler theory were observed as a result of a strongly reduced Kelvin effect.

Additionally, the critical supersaturation as a function of the dry particle size was presented using either classical Köhler 655 theory or the Eberhart–Monolayer model. The results showed that the CCN activity of sea spray aerosol particles with a dry diameter below 300 nm are clearly underestimated when surface tension lowering is not considered. For example, in an updraft with a maximum supersaturation of 0.5 %, surface tension lowering allows SSA particles down to $D_{dry} \approx 50 \text{ nm}$ to activate while classical Köhler theory predicts CCN activation only for particles with $D_{dry} \gtrsim 70 \text{ nm}$. From a comparison of sea spray aerosol with pure compounds this study suggests that their CCN activity is similar to that of ammonium sulfate for 660 dry diameters below $\approx 300 \text{ nm}$. For larger sizes, their CCN activity approaches that of pure NaCl, due to their increasing NaCl content with size. The SS_{crit} of SSA is predicted to be closer to that of pure NaCl than to that predicted with κ -Köhler theory using $\kappa \leq 0.06$. Thus, accounting for an organic fraction in marine primary aerosol may worsen CCN number predictions in climate models compared to neglecting the organic fraction altogether. The low critical activation diameter for SSA particles furthermore emphasizes the need to consider the Aitken mode of SSA particles for cloud formation in climate models.

665 From this study it can further be concluded that bulk depletion must be considered when particles contain surfactants and that surface tension non-ideality (i.e., salting-out) is only important at high salt concentrations and not relevant for CCN activation due to the high dilution of the particles at activation. It was further observed that small particles with a high organic content can undergo LLPS due to solution non-ideality, which increases their critical supersaturation above the one obtained when assuming solution ideality. Lastly, a lower temperature was shown to increase the absolute value of SS_{crit} and slightly 670 increase the relative difference between SS_{crit} calculated with classical Köhler theory and the one calculated with the Eberhart–Monolayer model highlighting the importance of surface tension lowering also at lower temperatures.

Overall, this study mapped out the impact of surface tension lowering on the CCN activity of primary sea spray aerosol. Future work could be directed at analyzing the surface tension and CCN activity of secondary marine aerosol or continental aerosol, e.g., biomass burning aerosol.

675 *Code and data availability.* The results of this study, i.e., critical supersaturations of all systems and the S_{1i} and σ_i values of Fig. 3 are provided at <https://doi.org/10.5281/zenodo.14040754>. An example code for the Eberhart–Monolayer model to reproduce Fig. S11 and Fig. 4 is provided in the form of a jupyter notebook at <https://doi.org/10.5281/zenodo.13588318>.

Author contributions. JK developed the model code, conducted the data curation, the simulations, the visualizations, and wrote the original draft. CM & UL acquired the funding and administrated the project and supervised JK together with NS. All authors contributed to
680 conceptualization, methodology and writing (review & editing), and all authors have approved the final version of the paper.

Competing interests. The authors declare that they have no conflict of interest.

Acknowledgements. This research has been funded by the Swiss National Science Foundation (SNF; grant no. 200021L_197149) as part of the ORACLE project. We acknowledge fruitful discussions with Nønne Prisle, Merete Bilde and Barbara Nozière.

Appendix A: Influence of temperature

685 Since surface tension is known to be a function of temperature, we test here the influence of temperature on our results. The critical supersaturation is a direct function of the temperature T via the Kelvin effect (exponential function in Eq. 1). Besides the direct influence, SS_{crit} is indirectly affected by T via a temperature dependence of activity coefficients, densities, and surface tension. We consider the direct influence of temperature in the Kelvin effect as well as the temperature dependence of the surface tension in the following and neglect the temperature dependence of activity coefficients and densities.

690 We introduce temperature dependent surface tensions by replacing σ_i in the multi-component Eberhart model (Eq. 4) with $\sigma_i(T)$ and assume the fit parameters S_{ij} to be temperature independent. Assuming temperature-independent fit parameters proved to be successful for the Connors-Wright and the Shereshefsky model (Shereshefsky, 1967) by Shardt and Elliott (2017). For a binary system 1–2, the Shereshefsky model is given by

$$\sigma = \sigma_1 - \frac{(\sigma_1 - \sigma_2) x_2 \exp(\Delta F_s / (RT))}{1 + x_2 (\exp(\Delta F_s / (RT)) - 1)}, \quad (\text{A1})$$

695 where ΔF_{12} is a fit parameter. Tahery et al. (2005) showed that, while the fit parameter ΔF_{12} depends on temperature, $\Delta F_{12} / (RT)$ is approximately temperature independent for many binary aqueous systems with organic solutes. Since the Eberhart model is mathematically equivalent to the Shereshefsky model with $S_{12} = \exp(\Delta F_{12} / (RT))$ (Kleinheins et al., 2023), it can be assumed that S_{12} is also constant with temperature for these systems. Based on these previous studies on temperature dependence of surface tension, we consider S_{ij} temperature independent.

700 The temperature dependence of the pure components was modelled with a linear relationship (Shardt and Elliott, 2017) as

$$\sigma_i(T) = \theta_{0,i} + \theta_{1,i}T, \quad (\text{A2})$$

where $\theta_{0,i}$ and $\theta_{1,i}$ are fit parameters specific for compound i . No temperature dependent surface tension data could be found for SDS. However, we could find temperature dependent experimental data for oleic acid, hence we continue this analysis using oleic acid as the surfactant. The parameters $\theta_{0,i}$ and $\theta_{1,i}$ were determined by fitting Eq. A2 to experimental data reported by Wohlfarth and Wohlfarth (1997), which is shown in the left panel in Fig. A1. For water, $\theta_{0,i}$ and $\theta_{1,i}$ were taken from

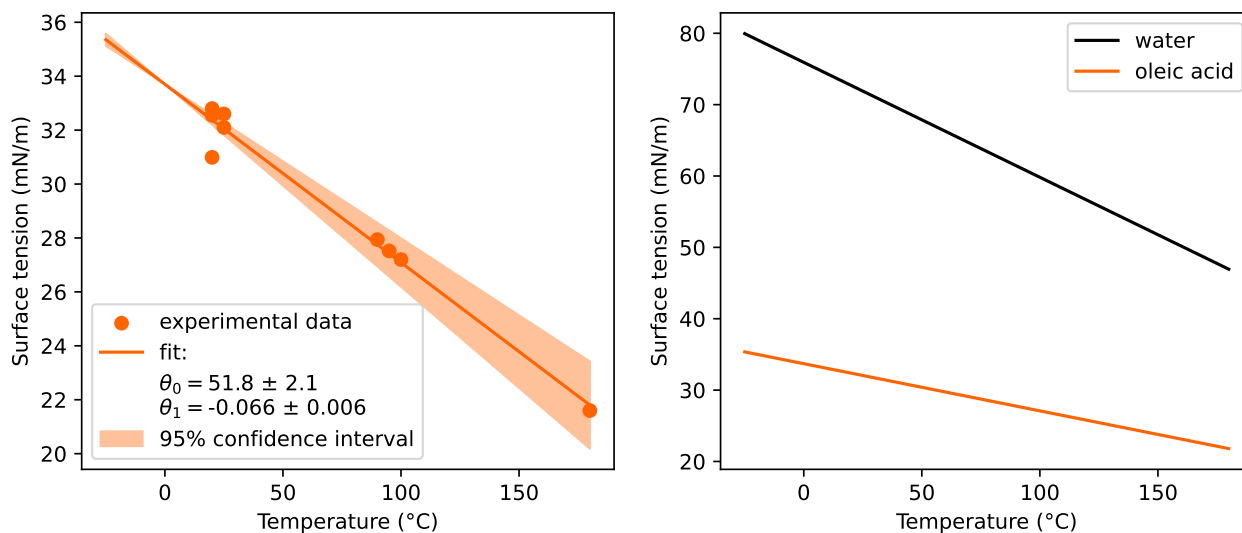


Figure A1. Left panel: Surface tension of pure oleic acid as a function of temperature. Markers show experimental data reported by Wohlfarth and Wohlfarth (1997). The solid line is a fit of Eq. A2 to the experimental data resulting in the parameters reported in the legend ($\pm 95\%$ confidence interval). The shaded area gives the 95% confidence interval of the fit. Right panel: Comparison of the surface tension of pure oleic acid and pure water as a function of temperature using the parameters reported in Table A1.

705

Shardt and Elliott (2017). For glucose, no pure component surface tension data at any temperature could be found, therefore, its temperature dependence is neglected here. For NaCl, the temperature function by Janz (1980) was used. The parameters $\theta_{0,i}$ and $\theta_{1,i}$ of these four model compounds are reported in Table A1.

Table A1. Temperature dependence parameters ($\theta_{0,i}$, $\theta_{1,i}$) with references and pure component surface tensions at -25 °C and 25 °C (calculated with $\theta_{0,i}$, $\theta_{1,i}$ and Eq. A2) for the model compounds

Compound	$\theta_{0,i}$ (mN m^{-1})	$\theta_{1,i}$ ($\text{mN m}^{-1} \text{ K}^{-1}$)	Reference	$\sigma_i(T = -25\text{ °C})$ (mN m^{-1})	$\sigma_i(T = +25\text{ °C})$ (mN m^{-1})
water	119.9	-0.161	Shardt and Elliott (2017)	80.0	71.9
oleic acid	51.8	-0.066	Fig. A1	35.4	32.1
glucose	100.0	0		100.0	100.0
NaCl	191.16	-0.07188	Janz (1980)	173.3	169.7

The influence of temperature on SS_{crit} was analyzed by running a similar calculation as the one behind Fig. 8, yet with oleic acid instead of SDS and for two temperatures, i.e., $-25\text{ }^{\circ}\text{C}$ and $25\text{ }^{\circ}\text{C}$. The comparison of SS_{crit} for these temperatures is given in Fig. A2 and the parameters for the four model compounds at $-25\text{ }^{\circ}\text{C}$ and $25\text{ }^{\circ}\text{C}$ are reported in Table A1. Both the higher surface tension at lower temperature and the lower temperature itself contribute to a higher Kelvin effect. As a result, SS_{crit} is higher at a lower temperature for the same dry diameter. Moreover, the relative difference between SS_{crit} calculated with Classical Köhler theory and with the Eberhart–Monolayer model is slightly increased, i.e., $\Delta D_{\text{dry,crit}}$ values for $SS = 0.5\%$ and $SS = 0.2\%$ are larger at $-25\text{ }^{\circ}\text{C}$, because the temperature dependence of the surface tension of water is stronger than the one of oleic acid (see right panel of Fig. A1).

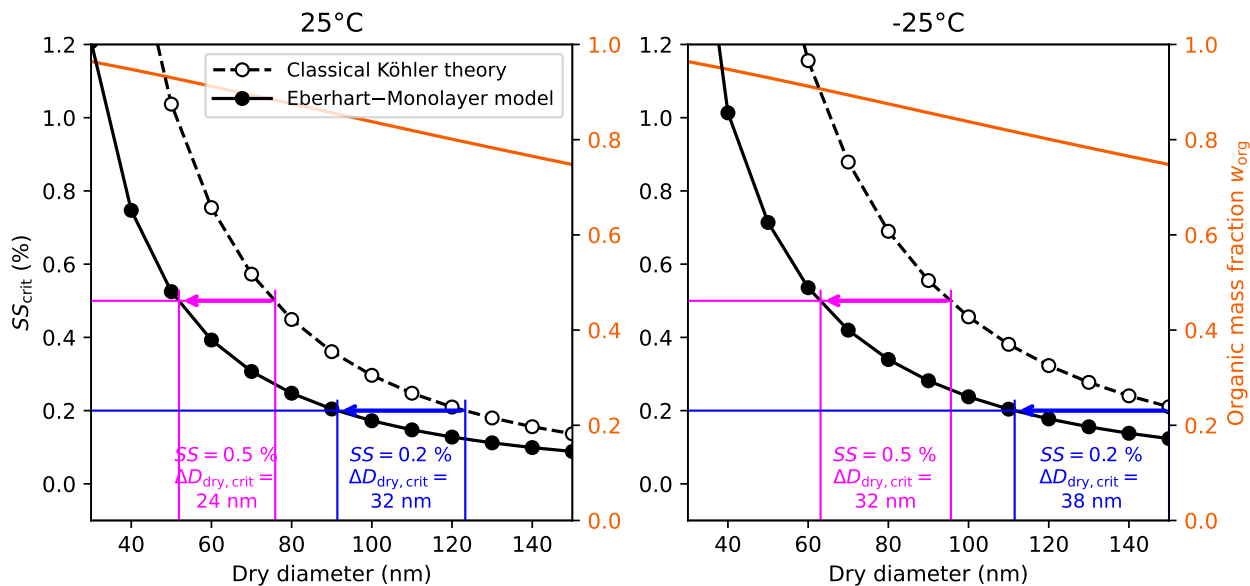


Figure A2. The critical supersaturation SS_{crit} of SSA particles with medium organic content calculated with two different model approaches and at two different temperatures. Left: room temperature ($25\text{ }^{\circ}\text{C}$), right: $-25\text{ }^{\circ}\text{C}$. SSA particles are represented as a quaternary mixture of water, oleic acid, glucose, and NaCl. The fraction of glucose in the organic mass is $w_{\text{glu}}/w_{\text{org}} = 0.05$. The difference in the critical dry diameter $\Delta D_{\text{dry,crit}}$ between the models for a supersaturation SS of 0.5% and 0.2% are annotated in magenta and blue, respectively.

References

- Aumann, E., Hildemann, L., and Tabazadeh, A.: Measuring and modeling the composition and temperature-dependence of surface tension for organic solutions, *Atmospheric Environment*, 44, 329–337, <https://doi.org/10.1016/j.atmosenv.2009.10.033>, 2010.
- 720 Bain, A., Ghosh, K., Prisle, N. L., and Bzdek, B. R.: Surface-Area-to-Volume Ratio Determines Surface Tensions in Microscopic, Surfactant-Containing Droplets, *ACS Central Science*, 9, 2076–2083, <https://doi.org/10.1021/acscentsci.3c00998>, 2023.
- Bain, A., Prisle, N. L., and Bzdek, B. R.: Model-Measurement Comparisons for Surfactant-Containing Aerosol Droplets, *ACS Earth Space Chem.*, 8, 2244–2255, <https://doi.org/10.1021/acsearthspacechem.4c00199>, 2024.
- Bates, T. S., Quinn, P. K., Coffman, D. J., Johnson, J. E., Upchurch, L., Saliba, G., Lewis, S., Graff, J., Russell, L. M., and Behrenfeld, M. J.:
725 Variability in Marine Plankton Ecosystems Are Not Observed in Freshly Emitted Sea Spray Aerosol Over the North Atlantic Ocean, *Geophysical Research Letters*, 47, e2019GL085938, <https://doi.org/10.1029/2019GL085938>, 2020.
- Bertram, T. H., Cochran, R. E., Grassian, V. H., and Stone, E. A.: Sea spray aerosol chemical composition: elemental and molecular mimics for laboratory studies of heterogeneous and multiphase reactions, *Chem. Soc. Rev.*, 47, 2374–2400, <https://doi.org/10.1039/C7CS00008A>, 2018.
- 730 Bzdek, B. R., Reid, J. P., Malila, J., and Prisle, N. L.: The surface tension of surfactant-containing, finite volume droplets, *Proceedings of the National Academy of Sciences*, 117, 8335–8343, <https://doi.org/10.1073/pnas.1915660117>, 2020.
- Christiansen, S., Ickes, L., Bulatovic, I., Leck, C., Murray, B. J., Bertram, A. K., Wagner, R., Gorokhova, E., Salter, M. E., Ekman, A. M. L., and Bilde, M.: Influence of Arctic Microlayers and Algal Cultures on Sea Spray Hygroscopicity and the Possible Implications for Mixed-Phase Clouds, *Journal of Geophysical Research: Atmospheres*, 125, e2020JD032808, <https://doi.org/10.1029/2020JD032808>,
735 2020.
- Ciobanu, V. G., Marcolli, C., Krieger, U. K., Weers, U., and Peter, T.: Liquid–Liquid Phase Separation in Mixed Organic/Inorganic Aerosol Particles, *The Journal of Physical Chemistry A*, 113, 10966–10978, <https://doi.org/10.1021/jp905054d>, 2009.
- Clegg, S. and Wexler, T.: Extended AIM Aerosol Thermodynamics Model (E-AIM), <http://www.aim.env.uea.ac.uk/aim/aim.php>.
- Clegg, S. L. and Wexler, A. S.: Densities and Apparent Molar Volumes of Atmospherically Important Electrolyte Solutions. 1. The Solutes
740 H₂SO₄, HNO₃, HCl, Na₂SO₄, NaNO₃, NaCl, (NH₄)₂SO₄, NH₄NO₃, and NH₄Cl from 0 to 50 °C, Including Extrapolations to Very Low Temperature and to the Pure Liquid State, and NaHSO₄, NaOH, and NH₃ at 25 °C, *The Journal of Physical Chemistry A*, 115, 3393–3460, <https://doi.org/10.1021/jp108992a>, 2011.
- Cochran, R. E., Laskina, O., Jayarathne, T., Laskin, A., Laskin, J., Lin, P., Sultana, C., Lee, C., Moore, K. A., Cappa, C. D., Bertram, T. H., Prather, K. A., Grassian, V. H., and Stone, E. A.: Analysis of Organic Anionic Surfactants in Fine and Coarse Fractions of Freshly Emitted
745 Sea Spray Aerosol, *Environmental Science & Technology*, 50, 2477–2486, <https://doi.org/10.1021/acs.est.5b04053>, 2016.
- Davies, J. F., Zuend, A., and Wilson, K. R.: Technical note: The role of evolving surface tension in the formation of cloud droplets, *Atmospheric Chemistry and Physics*, 19, 2933–2946, <https://doi.org/10.5194/acp-19-2933-2019>, 2019.
- Eberhart, J. G.: The Surface Tension of Binary Liquid Mixtures, *The Journal of Physical Chemistry*, 70, 1183–1186, <https://doi.org/10.1021/j100876a035>, 1966.
- 750 Ekström, S., Nozière, B., Hultberg, M., Alsberg, T., Magnér, J., Nilsson, E. D., and Artaxo, P.: A possible role of ground-based microorganisms on cloud formation in the atmosphere, *Biogeosciences*, 7, 387–394, <https://doi.org/10.5194/bg-7-387-2010>, 2010.
- El Haber, M., Ferronato, C., Giroir-Fendler, A., Fine, L., and Nozière, B.: Salting out, non-ideality and synergism enhance surfactant efficiency in atmospheric aerosols, *Scientific Reports*, 13, 20672, <https://doi.org/10.1038/s41598-023-48040-5>, 2023.

- El Haber, M., Gérard, V., Kleinheins, J., Ferronato, C., and Nozière, B.: Measuring the Surface Tension of Atmospheric Particles and Relevant Mixtures to Better Understand Key Atmospheric Processes, *Chem. Rev.*, 124, 10924–10963, <https://doi.org/10.1021/acs.chemrev.4c00173>, 2024.
- Facchini, M. C., Rinaldi, M., Decesari, S., Carbone, C., Finessi, E., Mircea, M., Fuzzi, S., Ceburnis, D., Flanagan, R., Nilsson, E. D., de Leeuw, G., Martino, M., Woeltjen, J., and O'Dowd, C. D.: Primary submicron marine aerosol dominated by insoluble organic colloids and aggregates, *Geophysical Research Letters*, 35, L17 814, <https://doi.org/10.1029/2008GL034210>, 2008.
- Forestieri, S. D., Staudt, S. M., Kuborn, T. M., Faber, K., Ruehl, C. R., Bertram, T. H., and Cappa, C. D.: Establishing the impact of model surfactants on cloud condensation nuclei activity of sea spray aerosol mimics, *Atmospheric Chemistry and Physics*, 18, 10985–11005, <https://doi.org/10.5194/acp-18-10985-2018>, 2018.
- Frosch, M., Prisle, N. L., Bilde, M., Varga, Z., and Kiss, G.: Joint effect of organic acids and inorganic salts on cloud droplet activation, *Atmospheric Chemistry and Physics*, 11, 3895–3911, <https://doi.org/10.5194/acp-11-3895-2011>, 2011.
- Girolami, G. S.: A Simple "Back of the Envelope" Method for Estimating the Densities and Molecular Volumes of Liquids and Solids, *Journal of Chemical Education*, 71, 962, <https://doi.org/10.1021/ed071p962>, 1994.
- Gong, X., Wang, Y., Xie, H., Zhang, J., Lu, Z., Wood, R., Stratmann, F., Wex, H., Liu, X., and Wang, J.: Maximum Supersaturation in the Marine Boundary Layer Clouds Over the North Atlantic, *AGU Advances*, 4, e2022AV000855, <https://doi.org/10.1029/2022AV000855>, 2023.
- Gérard, V., Nozière, B., Baduel, C., Fine, L., Frossard, A. A., and Cohen, R. C.: Anionic, Cationic, and Nonionic Surfactants in Atmospheric Aerosols from the Baltic Coast at Askö, Sweden: Implications for Cloud Droplet Activation, *Environmental Science & Technology*, 50, 2974–2982, <https://doi.org/10.1021/acs.est.5b05809>, 2016.
- Hardy, J.: The sea surface microlayer: Biology, chemistry and anthropogenic enrichment, *Progress in Oceanography*, 11, 307–328, [https://doi.org/10.1016/0079-6611\(82\)90001-5](https://doi.org/10.1016/0079-6611(82)90001-5), 1982.
- Hasencz, E. S., Jayarathne, T., Pendergraft, M. A., Santander, M. V., Mayer, K. J., Sauer, J., Lee, C., Gibson, W. S., Kruse, S. M., Malfatti, F., Prather, K. A., and Stone, E. A.: Marine Bacteria Affect Saccharide Enrichment in Sea Spray Aerosol during a Phytoplankton Bloom, *ACS Earth and Space Chemistry*, 4, 1638–1649, <https://doi.org/10.1021/acsearthspacechem.0c00167>, 2020.
- Janz, G. J.: Molten Salts Data as Reference Standards for Density, Surface Tension, Viscosity, and Electrical Conductance: KNO₃ and NaCl, *Journal of Physical and Chemical Reference Data*, 9, 791–830, <https://doi.org/10.1063/1.555634>, 1980.
- Jayarathne, T., Sultana, C. M., Lee, C., Malfatti, F., Cox, J. L., Pendergraft, M. A., Moore, K. A., Azam, F., Tivanski, A. V., Cappa, C. D., Bertram, T. H., Grassian, V. H., Prather, K. A., and Stone, E. A.: Enrichment of Saccharides and Divalent Cations in Sea Spray Aerosol During Two Phytoplankton Blooms, *Environmental Science & Technology*, 50, 11511–11520, <https://doi.org/10.1021/acs.est.6b02988>, 2016.
- Keene, W. C., Maring, H., Maben, J. R., Kieber, D. J., Pszenny, A. A. P., Dahl, E. E., Izaguirre, M. A., Davis, A. J., Long, M. S., Zhou, X., Smoydzin, L., and Sander, R.: Chemical and physical characteristics of nascent aerosols produced by bursting bubbles at a model air-sea interface, *Journal of Geophysical Research: Atmospheres*, 112, D21 202, <https://doi.org/10.1029/2007JD008464>, 2007.
- Kleinheins, J., Shardt, N., El Haber, M., Ferronato, C., Nozière, B., Peter, T., and Marcolli, C.: Surface tension models for binary aqueous solutions: a review and intercomparison, *Phys. Chem. Chem. Phys.*, 25, 11055–11074, <https://doi.org/10.1039/D3CP00322A>, 2023.
- Kleinheins, J., Marcolli, C., Dutcher, C. S., and Shardt, N.: A unified surface tension model for multi-component salt, organic, and surfactant solutions, *Phys. Chem. Chem. Phys.*, 26, 17521–17538, <https://doi.org/10.1039/D4CP00678J>, 2024.

- Kokkola, H., Sorjamaa, R., Peräniemi, A., Raatikainen, T., and Laaksonen, A.: Cloud formation of particles containing humic-like substances, *Geophysical Research Letters*, 33, L10 816, <https://doi.org/10.1029/2006GL026107>, 2006.
- Kristensen, T. B., Prisle, N. L., and Bilde, M.: Cloud droplet activation of mixed model HULIS and NaCl particles: Experimental results and kappa-Köhler theory, *Atmospheric Research*, 137, 167–175, <https://doi.org/10.1016/j.atmosres.2013.09.017>, 2014.
- 795 Köhler, H.: The nucleus in and the growth of hygroscopic droplets, *Trans. Faraday Soc.*, 32, 1152–1161, <https://doi.org/10.1039/TF9363201152>, 1936.
- Lee, J. Y. and Hildemann, L. M.: Surface tension of solutions containing dicarboxylic acids with ammonium sulfate, d-glucose, or humic acid, *Journal of Aerosol Science*, 64, 94–102, <https://doi.org/10.1016/j.jaerosci.2013.06.004>, 2013.
- Lemmon, E. W., Bell, I. H., Huber, M. L., and McLinden, M. O.: NIST Chemistry WebBook NIST Standard Reference Database Number 69, chap. Thermophysical Properties of Fluid Systems, National Institute of Standards and Technology, Gaithersburg MD, 20899, <https://doi.org/10.18434/T4D303>, 2023.
- 800 Lin, J. J., Malila, J., and Prisle, N. L.: Cloud droplet activation of organic–salt mixtures predicted from two model treatments of the droplet surface, *Environ. Sci.: Processes Impacts*, 20, 1611–1629, <https://doi.org/10.1039/C8EM00345A>, 2018.
- Lohmann, U. and Leck, C.: Importance of submicron surface-active organic aerosols for pristine Arctic clouds, *Tellus B: Chemical and Physical Meteorology*, 57, 261–268, <https://doi.org/10.3402/tellusb.v57i3.16534>, 2005.
- 805 Lohmann, U., Broekhuizen, K., Leaitch, R., Shantz, N., and Abbatt, J.: How efficient is cloud droplet formation of organic aerosols?, *Geophysical Research Letters*, 31, L05 108, <https://doi.org/10.1029/2003GL018999>, 2004.
- Long, M. S., Keene, W. C., Kieber, D. J., Erickson, D. J., and Maring, H.: A sea-state based source function for size- and composition-resolved marine aerosol production, *Atmospheric Chemistry and Physics*, 11, 1203–1216, <https://doi.org/10.5194/acp-11-1203-2011>, 2011.
- 810 Lu, X., Mao, F., Rosenfeld, D., Zhu, Y., Pan, Z., and Gong, W.: Satellite retrieval of cloud base height and geometric thickness of low-level cloud based on CALIPSO, *Atmospheric Chemistry and Physics*, 21, 11 979–12 003, <https://doi.org/10.5194/acp-21-11979-2021>, 2021.
- Malila, J. and Prisle, N. L.: A Monolayer Partitioning Scheme for Droplets of Surfactant Solutions, *Journal of Advances in Modeling Earth Systems*, 10, 3233–3251, <https://doi.org/10.1029/2018MS001456>, 2018.
- Merck: Natriumdodecylsulfat EMPROVE ESSENTIAL Ph Eur 817034, Merck KGaA, https://www.merckmillipore.com/CH/de/product/Sodium-dodecyl-sulfate,MDA_CHEM-817034, 2023.
- 815 Nakahara, H., Shibata, O., and Moroi, Y.: Examination of Surface Adsorption of Cetyltrimethylammonium Bromide and Sodium Dodecyl Sulfate, *The Journal of Physical Chemistry B*, 115, 9077–9086, <https://doi.org/10.1021/jp202940p>, PMID: 21678961, 2011.
- Neubauer, D., Ferrachat, S., Siegenthaler-Le Drian, C., Stier, P., Partridge, D. G., Tegen, I., Bey, I., Stanelle, T., Kokkola, H., and Lohmann, U.: The global aerosol–climate model ECHAM6.3–HAM2.3 – Part 2: Cloud evaluation, aerosol radiative forcing, and climate sensitivity, *Geoscientific Model Development*, 12, 3609–3639, <https://doi.org/10.5194/gmd-12-3609-2019>, 2019.
- 820 O’Dowd, C. D., Facchini, M. C., Cavalli, F., Ceburnis, D., Mircea, M., Decesari, S., Fuzzi, S., Yoon, Y. J., and Putaud, J.-P.: Biogenically driven organic contribution to marine aerosol, *Nature*, 431, 676–680, <https://doi.org/10.1038/nature02959>, 2004.
- Ovadnevaite, J., Zuend, A., Laaksonen, A., Sanchez, K., Roberts, G., Ceburnis, D., Decesari, S., Rinaldi, M., Hodas, N., Facchini, M., Seinfeld, J., and Dowd, C.: Surface tension prevails over solute effect in organic-influenced cloud droplet activation, *Nature*, 546, 637–641, <https://doi.org/10.1038/nature22806>, 2017.
- 825 Petters, M. D. and Kreidenweis, S. M.: A single parameter representation of hygroscopic growth and cloud condensation nucleus activity, *Atmospheric Chemistry and Physics*, 7, 1961–1971, <https://doi.org/10.5194/acp-7-1961-2007>, 2007.

- Prisle, N. L., Raatikainen, T., Laaksonen, A., and Bilde, M.: Surfactants in cloud droplet activation: mixed organic-inorganic particles, *Atmospheric Chemistry and Physics*, 10, 5663–5683, <https://doi.org/10.5194/acp-10-5663-2010>, 2010.
- 830 Quinn, P. K., Bates, T. S., Schulz, K. S., Coffman, D. J., Frossard, A. A., Russell, L. M., Keene, W. C., and Kieber, D. J.: Contribution of sea surface carbon pool to organic matter enrichment in sea spray aerosol, *Nature Geoscience*, 7, 228–232, <https://doi.org/10.1038/ngeo2092>, 2014.
- Rasmussen, B. B., Nguyen, Q. T., Kristensen, K., Nielsen, L. S., and Bilde, M.: What controls volatility of sea spray aerosol? Results from laboratory studies using artificial and real seawater samples, *Journal of Aerosol Science*, 107, 134–141, <https://doi.org/10.1016/j.jaerosci.2017.02.002>, 2017.
- 835 Rinaldi, M., Decesari, S., Finessi, E., Giulianelli, L., Carbone, C., Fuzzi, S., O’Dowd, C. D., Ceburnis, D., and Facchini, M. C.: Primary and Secondary Organic Marine Aerosol and Oceanic Biological Activity: Recent Results and New Perspectives for Future Studies, *Advances in Meteorology*, 2010, 310 682, <https://doi.org/10.1155/2010/310682>, 2010.
- Romero, C. M. and Albis, A.: Influence of Polyols and Glucose on the Surface Tension of Bovine alpha-Lactalbumin in Aqueous Solution, *Journal of Solution Chemistry*, 39, 1865–1876, <https://doi.org/10.1007/s10953-010-9554-5>, 2010.
- 840 Ruehl, C. R., Davies, J. F., and Wilson, K. R.: An interfacial mechanism for cloud droplet formation on organic aerosols, *Science*, 351, 1447–1450, <https://doi.org/10.1126/science.aad4889>, 2016.
- Sareen, N., Schwier, A. N., Latham, T. L., Nenes, A., and McNeill, V. F.: Surfactants from the gas phase may promote cloud droplet formation, *Proceedings of the National Academy of Sciences*, 110, 2723–2728, <https://doi.org/10.1073/pnas.1204838110>, 2013.
- 845 Shardt, N. and Elliott, J. A. W.: Model for the Surface Tension of Dilute and Concentrated Binary Aqueous Mixtures as a Function of Composition and Temperature, *Langmuir*, 33, 11 077–11 085, <https://doi.org/10.1021/acs.langmuir.7b02587>, 2017.
- Shardt, N., Wang, Y., Jin, Z., and Elliott, J. A.: Surface tension as a function of temperature and composition for a broad range of mixtures, *Chemical Engineering Science*, 230, 116 095, <https://doi.org/10.1016/j.ces.2020.116095>, 2021.
- Shereshfetsky, J.: A theory of surface tension of binary solutions: I. Binary liquid mixtures of organic compounds, *Journal of Colloid and Interface Science*, 24, 317–322, [https://doi.org/10.1016/0021-9797\(67\)90256-1](https://doi.org/10.1016/0021-9797(67)90256-1), 1967.
- 850 Sorjamaa, R., Svenningsson, B., Raatikainen, T., Henning, S., Bilde, M., and Laaksonen, A.: The role of surfactants in Köhler theory reconsidered, *Atmospheric Chemistry and Physics*, 4, 2107–2117, <https://doi.org/10.5194/acp-4-2107-2004>, 2004.
- Stier, P., Feichter, J., Kinne, S., Kloster, S., Vignati, E., Wilson, J., Ganzeveld, L., Tegen, I., Werner, M., Balkanski, Y., Schulz, M., Boucher, O., Minikin, A., and Petzold, A.: The aerosol-climate model ECHAM5-HAM, *Atmospheric Chemistry and Physics*, 5, 1125–1156, <https://doi.org/10.5194/acp-5-1125-2005>, 2005.
- 855 Su, B., Wang, T., Zhang, G., Liang, Y., Lv, C., Hu, Y., Li, L., Zhou, Z., Wang, X., and Bi, X.: A review of atmospheric aging of sea spray aerosols: Potential factors affecting chloride depletion, *Atmospheric Environment*, 290, 119 365, <https://doi.org/10.1016/j.atmosenv.2022.119365>, 2022.
- Svensmark, H., Enghoff, M. B., Svensmark, J., Thaler, I., and Shaviv, N. J.: Supersaturation and Critical Size of Cloud Condensation Nuclei in Marine Stratus Clouds, *Geophysical Research Letters*, 51, e2024GL108 140, <https://doi.org/10.1029/2024GL108140>, 2024.
- 860 Tahery, R., Modarress, H., and Satherley, J.: Surface tension prediction and thermodynamic analysis of the surface for binary solutions, *Chemical Engineering Science*, 60, 4935–4952, <https://doi.org/10.1016/j.ces.2005.03.056>, 2005.
- Trueblood, J. V., Wang, X., Or, V. W., Alves, M. R., Santander, M. V., Prather, K. A., and Grassian, V. H.: The Old and the New: Aging of Sea Spray Aerosol and Formation of Secondary Marine Aerosol through OH Oxidation Reactions, *ACS Earth and Space Chemistry*, 3, 2307–2314, <https://doi.org/10.1021/acsearthspacechem.9b00087>, 2019.
- 865

- Vepsäläinen, S., Calderón, S. M., Malila, J., and Prisle, N. L.: Comparison of six approaches to predicting droplet activation of surface active aerosol – Part 1: moderately surface active organics, *Atmospheric Chemistry and Physics*, 22, 2669–2687, <https://doi.org/10.5194/acp-22-2669-2022>, 2022.
- Vepsäläinen, S., Calderón, S. M., and Prisle, N. L.: Comparison of six approaches to predicting droplet activation of surface active aerosol –
870 Part 2: Strong surfactants, *Atmospheric Chemistry and Physics*, 23, 15 149–15 164, <https://doi.org/10.5194/acp-23-15149-2023>, 2023.
- Wohlfarth, C. and Wohlfarth, B.: *Surface Tension of Pure Liquids and Binary Liquid Mixtures*, Springer, New York, 1 edn., 1997.
- Wurl, O. and Holmes, M.: The gelatinous nature of the sea-surface microlayer, *Marine Chemistry*, 110, 89–97, <https://doi.org/10.1016/j.marchem.2008.02.009>, 2008.
- Wurl, O., Wurl, E., Miller, L., Johnson, K., and Vagle, S.: Formation and global distribution of sea-surface microlayers, *Biogeosciences*, 8,
875 121–135, <https://doi.org/10.5194/bg-8-121-2011>, 2011.
- Yaws, C. L.: DENSITY OF LIQUID, in: *Chemical Properties Handbook*. 1st ed, edited by Yaws, C. L., chap. 8, McGraw-Hill Education, New York, 1st edition edn., <https://www.accessengineeringlibrary.com/content/book/9780070734012/chapter/chapter8>, 1999.
- Zhang, K., O'Donnell, D., Kazil, J., Stier, P., Kinne, S., Lohmann, U., Ferrachat, S., Croft, B., Quaas, J., Wan, H., Rast, S., and Feichter, J.: The global aerosol-climate model ECHAM-HAM, version 2: sensitivity to improvements in process representations, *Atmospheric
880 Chemistry and Physics*, 12, 8911–8949, <https://doi.org/10.5194/acp-12-8911-2012>, 2012.
- Zuend, A. and Seinfeld, J. H.: Modeling the gas-particle partitioning of secondary organic aerosol: the importance of liquid-liquid phase separation, *Atmospheric Chemistry and Physics*, 12, 3857–3882, <https://doi.org/10.5194/acp-12-3857-2012>, 2012.
- Zuend, A., Marcolli, C., Luo, B. P., and Peter, T.: A thermodynamic model of mixed organic-inorganic aerosols to predict activity coefficients, *Atmospheric Chemistry and Physics*, 8, 4559–4593, <https://doi.org/10.5194/acp-8-4559-2008>, 2008.
- 885 Zuend, A., Marcolli, C., Booth, A. M., Lienhard, D. M., Soonsin, V., Krieger, U. K., Topping, D. O., McFiggans, G., Peter, T., and Seinfeld, J. H.: New and extended parameterization of the thermodynamic model AIOMFAC: calculation of activity coefficients for organic-inorganic mixtures containing carboxyl, hydroxyl, carbonyl, ether, ester, alkenyl, alkyl, and aromatic functional groups, *Atmospheric Chemistry and Physics*, 11, 9155–9206, <https://doi.org/10.5194/acp-11-9155-2011>, 2011.