

# Soil is a major contributor to global greenhouse gas emissions and climate change

Peter M. Kopittke<sup>\*,1</sup>, Ram C. Dalal<sup>1</sup>, Brigid A. McKenna<sup>1</sup>, Pete Smith<sup>2</sup>, Peng Wang<sup>3</sup>, Zhe (Han) Weng<sup>1</sup>, Frederik J.T. van der Bom<sup>1</sup>, and Neal W. Menzies<sup>1</sup>

5 <sup>1</sup>The University of Queensland, School of Agriculture and Food Sustainability, St Lucia, Queensland, 4072, Australia.

<sup>2</sup>Institute of Biological and Environmental Sciences, University of Aberdeen, Aberdeen, AB24 3UU, Scotland, United Kingdom.

<sup>3</sup>Nanjing Agricultural University, College of Resources and Environmental Sciences, Nanjing 210095, China.

*Correspondence to:* Peter M. Kopittke (p.kopittke@uq.edu.au)

10 **Abstract.** It is unequivocal that human activities have increased emissions of greenhouse gases, that this is causing warming, and that these changes will be irreversible for centuries to millennia. Whilst previous studies have broadly examined the contribution of agriculture or land-use change to anthropogenic greenhouse gas emissions, the contribution of soil itself remains unclear, with quantifying the contribution of soil in this regard being critical for developing and implementing appropriate management practices. In the present study, we used previously published datasets for carbon dioxide, nitrous oxide, and methane to determine soil-based emissions of greenhouse gases and their contribution to anthropogenic  
15 greenhouse gas emissions. Here, ~~w~~we show that our near-complete reliance on soil to produce the rapidly increasing quantities of food being demanded by humans has caused soil to release profound amounts of greenhouse gases that are threatening the future climate. Indeed, net anthropogenic emissions from soil alone account for 15% of the entire global increase in climate warming (radiative forcing) caused by well-mixed greenhouse gases, with carbon dioxide being the most  
20 important gas emitted from soil (74% of total soil-derived warming) followed by nitrous oxide (17%) and methane (9%). There is an urgent need to prevent further land-use change (including for biofuel production) to limit the release of carbon dioxide that results from loss of soil organic carbon, to develop strategies to increase nitrogen fertilizer efficiency to reduce nitrous oxide emissions, to decrease methane from rice paddies, and to ensure that the widespread thawing of permafrost is avoided. Innovative approaches are urgently required for reducing greenhouse gas emissions from soil if we are to limit  
25 global warming to 1.5 or 2.0 °C.

## 1 Introduction

Soil is multifunctional and provides a diverse range of services. One important role of soil is in producing 98.8% of the calories consumed by humans – 12.2% (1,556 million ha) of global ice-free land is used for cropping and 24.8% for grazing (FAO, 2021). Given that the vast majority of human food comes from soil, profound changes in land-use over the history of  
30 agrarian society has greatly increased stresses on soil (Kopittke et al., 2019). The ongoing increasing demand for food is due to both a rapidly increasing population, from 2.5 billion in 1950 to 7.8 billion in 2020 (projected to be 9.8 billion by 2050), and to increasing rates of consumption per capita. There are also other demands on soil, including land-use for bioenergy production, with land devoted for biofuel production increasing from 7 million ha in 2000 to 32 million ha in 2010 (Langeveld et al., 2013).

35

The reliance of humans on soil is causing the substantial release of anthropogenic greenhouse gases, especially carbon dioxide (CO<sub>2</sub>), nitrous oxide (N<sub>2</sub>O), and methane (CH<sub>4</sub>), contributing markedly to climate change. Climate change is the

greatest challenge facing human society, and it is “unequivocal that human influence has warmed the atmosphere, ocean and land” and that many of the resulting changes will be “irreversible for centuries to millennia” (IPCC, 2021). Thus, our need to rapidly increase food production from soil whilst simultaneously decreasing the greenhouse gas emissions associated with this production represents a ‘wicked problem’ (Rittel and Webber, 1973). If we continue to solely focus on the role of soil to provide humans with food without recognizing, and acting upon, its profound contributions to greenhouse gas emissions and climate change, we will threaten the hospitality of our planet for millennia and fail to recognize intergenerational equality.

Soil acts as both a source and a sink for natural and anthropogenic greenhouse gases. For example, for C, the net global input of C to soil from vegetation is ca. 61 Pg C /y, with a similar amount lost from soil to the atmosphere as CO<sub>2</sub> (Lehmann and Kleber, 2015). However, anthropogenic use of soil and a changing climate have altered this natural balance. For example, it is known that boreal and temperate forests of the northern hemisphere are making an increased contribution to the terrestrial (vegetation plus soil) C sink (Canadell et al., 2021), with these systems having increased biomass production due to CO<sub>2</sub> fertilization and lengthening growing seasons. Nevertheless, it is also known that soil globally contains ca. 116 Pg of C less now than prior to land-use change (Sanderman et al., 2017), indicating that despite these localized regions of increased C sequestration in soil, there has been an overall net global decrease in global C stocks and hence a net release of CO<sub>2</sub> to the atmosphere. In a similar manner, soil is both a source and a sink for CH<sub>4</sub> – soil acts as a sink for ca. 30 Tg CH<sub>4</sub> /y, with this representing ca. 4% of total CH<sub>4</sub> emissions in 2017 (Saunio et al., 2020). However, soil is also both a natural and anthropogenic source of atmospheric CH<sub>4</sub> – use of soil for rice cultivation, for example, also accounts for 30 Tg CH<sub>4</sub> /y (Saunio et al., 2020). Thus, despite the ongoing critical role of soil as a sink for greenhouse gases, it is also imperative to quantify how the anthropogenic use of soil has also increased atmospheric emissions of greenhouse gases from soil. This is because the net anthropogenic increase in emissions from soil, together with emissions of greenhouse gases from other sources such as burning of fossil fuels, also contribute to global warming and climate change.

The aim of the present study was to quantify the contribution of soil to global anthropogenic greenhouse gas emissions and global climate change. To the best of our knowledge, no studies have reported this information previously for soil. Although Oertel et al. (2016) examined the rate at which greenhouse gases are evolved from soil, these authors did not consider the overall net contribution of soil to climate change, whilst other studies have examined the contribution of agriculture more broadly (Robertson et al., 2000; Jia et al., 2019; Amundson, 2022). In a similar manner, previous studies have examined the contributions of agriculture, forestry and other land use (AOLU) to greenhouse gas emissions. However, in order to improve management practices and to inform better decision-making processes, it is imperative that we quantify the precise sources of greenhouse gases and understand the factors causing their emissions. In this regard, we differentiate here between ‘soil’ and ‘land’, with soil being a core nested component of ‘land’ while ‘land’ has a broader context consisting of soil, rocks, rivers, and vegetation (Koch et al., 2013) – it is necessary to distinguish between ‘soil’ and ‘land’ to understand, value, and manage soil as a discrete component of the broader landscape. Our work also complements the increasing number of studies that examine the potential of soil as a nature-based solution to CO<sub>2</sub> removal and climate change mitigation (Smith, 2012; Paustian et al., 2016; Minasny et al., 2017; Lal et al., 2021; van Vuuren et al., 2018; Crow and Sierra, 2022). We need to first accurately quantify the substantial quantities of anthropogenic greenhouse gas emissions from soil and their contribution to climate change before we can properly estimate the potential of soil to mitigate greenhouse gas emissions. We show that soil is a major contributor to global greenhouse gas emissions and that there is a need to urgently improve management of soil if we are to simultaneously increase food production whilst also limiting global climate change.

## 2 Materials and Methods

This study examined anthropogenic, soil-based emissions of greenhouse gases and their contribution to climate change. All underlying data used here were derived from previous studies (see later). For all three greenhouse gases, we examined the contribution of soil to emissions using two broad approaches. The first was to examine how the current annual net anthropogenic flux from soil compares to the total anthropogenic flux from all sources to determine the current soil-derived contributions to current greenhouse gas emissions. The second approach was to calculate the contribution of soil-based emissions to the current increase in effective radiative forcing due to anthropogenic greenhouse gases, with the increase in effective radiative forcing not only due to current fluxes, but also due to historical emissions. Currently, the total increase in effective radiative forcing due to increased concentrations of well-mixed greenhouse gases (CO<sub>2</sub>, CH<sub>4</sub>, N<sub>2</sub>O, and halocarbons) is +3.32 W/m<sup>2</sup>, of which +2.16 W/m<sup>2</sup> is due to CO<sub>2</sub>, +0.21 W/m<sup>2</sup> is due to N<sub>2</sub>O, and +0.54 W/m<sup>2</sup> is due to CH<sub>4</sub> (Forster et al., 2021). [The overall net increase in effective radiative forcing when taking into account all climate forcers, including those which decrease effective radiative forcing such as aerosol cloud interactions, is +2.84 W/m<sup>2</sup>] (Forster et al., 2021). For each of these three greenhouse gases, we calculate the total anthropogenic contribution of soil to the current increase in radiative forcing by using historical data. For this, we determine the proportion of total anthropogenic emissions that have been derived from soil over time whilst also taking into account the atmospheric life of the gas, with this calculating the proportion of the current increase in anthropogenic radiative forcing that is due to soil. For each of the three gases, the length of time over which anthropogenic emissions from soil were determined, as well as the data-intensity over that period, depended upon the data sources that were available (see below).

### 2.1 Carbon dioxide

For CO<sub>2</sub>, to determine the anthropogenic soil-derived contributions to greenhouse gas emissions, we used the data of Sanderman et al. (2017) who modelled spatial changes in SOC stocks over time due to agriculture. By comparing changes in total global SOC stocks, as opposed to changes in net inputs or outputs from soil, this disentangles multiple confounding factors – if the global SOC stock is a given quantity lower (or higher) than the corresponding value prior to land-use change, it is unambiguous that this net mass of C must have been lost to (or sequestered from) the global atmosphere due to anthropogenic use of soil despite any potential increase in SOC sequestration rates in soils of particular areas where they are acting as a net sink. Sanderman et al. (2017) used a machine learning-based data-driven statistical model based upon soil profile observations, with this coupled with the History Database of the Global Environment (HYDE) (Sanderman et al., 2017).

Using the study of Sanderman et al. (2017), we used the values reported for cumulative loss of SOC over time [Pg C, Fig. 2 of Sanderman et al. (2017)] to calculate the rate of net decrease in SOC stocks (Pg C/y) and associated net emission of CO<sub>2</sub> (i.e. the first of the two approaches articulated above): the most recent data point of Sanderman et al. (2017) was used to determine the current annual net anthropogenic flux from soil whilst the entire data set [Fig. 2 of Sanderman et al. (2017)] was used to determine the total (historical) total anthropogenic contribution of soil. In addition, this historical assessment of the total anthropogenic contribution of soil to the current increase in radiative forcing (i.e. our second approach articulated above) requires consideration of the atmospheric life of the gas. However, given that CO<sub>2</sub> is chemically inert in the atmosphere, there is no single value for the atmospheric life of CO<sub>2</sub>, but part of the CO<sub>2</sub> emitted by humans remains in the atmosphere for millennia (Forster et al., 2021). Rather, we simply determine the proportion of the cumulative anthropogenic emissions of CO<sub>2</sub> from all sources that was due to anthropogenic emissions from soil (being from land-use change and loss of SOC, as discussed later). In other words, to calculate the contribution of soil-based emissions to the current increase in effective radiative forcing due to anthropogenic greenhouse gases, we simply calculated the proportion of total historical

120 anthropogenic CO<sub>2</sub> emissions that have been derived from soil by determining total cumulative net anthropogenic emissions  
from soil (Sanderman et al., 2017) with total cumulative anthropogenic emissions (Friedlingstein et al., 2023). Because we  
do not use a value for atmospheric life for CO<sub>2</sub>, we therefore assume that historical anthropogenic emissions of CO<sub>2</sub> from  
soil contributes equally to increases in radiative forcing compared to the more recent emissions of CO<sub>2</sub> from fossil sources.  
In this regard, it must be noted that although 57% of the CO<sub>2</sub> emitted into the atmosphere is absorbed by the ocean sink and  
125 the terrestrial sink (being 26% for the ocean sink and 31% for the terrestrial sink) (Friedlingstein et al., 2023), we have  
assumed that the proportion of CO<sub>2</sub> absorbed by sinks is constant for both the soil-based source and fossil sources despite the  
soil-based source occurring over a longer period of time, with this likely causing an over-estimate of the contribution of CO<sub>2</sub>  
emissions from soil to the current increase in radiative forcing. Indeed, as discussed later, emissions from soil have increased  
rapidly during in the last ca. 100-200 y, whilst in contrast, emissions from fossil sources have occurred primarily during the  
130 last ca. 60 to 70 y. Regardless, even for C that is absorbed by the ocean sink, although it does not remain in the atmosphere  
where it contributes to climate change, it causes ocean acidification which (like climate change) is also considered to be a  
critical Earth-system process (Steffen et al., 2015).

## 2.2 Nitrous oxide

135 For N<sub>2</sub>O, we took a slightly different approach than that used for CO<sub>2</sub> where we examined the changes in global SOC stocks.  
Rather, for N<sub>2</sub>O, we determined the proportion of total anthropogenic emissions that were due to anthropogenic emissions  
from soil. This provides data on the proportion of anthropogenic N<sub>2</sub>O being released to the atmosphere that is due to human-  
use of soil. For this, we used the data available from Tian et al. (2019) and Tian et al. (2020), with these authors using  
process-based models that considers C, N, and water cycling to simulate soil N<sub>2</sub>O emissions. For N<sub>2</sub>O, we took into account  
140 the atmospheric life of N<sub>2</sub>O [the time to decrease to a concentration of 1/e, being 109 y, see Forster et al. (2021)]. Although  
the atmospheric life of N<sub>2</sub>O is 109 y, we are only able to calculate the proportion of total anthropogenic N<sub>2</sub>O emissions that  
have resulted from soil from 1860s onwards as we are unaware of data examining emissions from soil prior to this point.  
Nevertheless, N<sub>2</sub>O emissions were low prior to 1860s (Syakila and Kroeze, 2011), with the majority of N<sub>2</sub>O emissions being  
associated with the application of reactive N fertilizers, the usage of which increased profoundly from the 1950s and 1960s  
145 onwards (Erismann et al., 2008).

## 2.3 Methane

For CH<sub>4</sub>, we used a similar approach as for N<sub>2</sub>O – we examined the proportion of the anthropogenic CH<sub>4</sub> emissions that have  
resulted from anthropogenic use of soil as rice paddies. This does not neglect the simultaneous role of soil as a sink for CH<sub>4</sub>,  
150 but it determines the magnitude of the increase in atmospheric CH<sub>4</sub> due to human-use of soil. Given that the atmospheric life  
of CH<sub>4</sub> is 11.8 y (Forster et al., 2021), we only examined CH<sub>4</sub> emissions from 1980 onwards. We are unaware of data  
examining historical CH<sub>4</sub> emissions from rice paddies. Therefore, given that current emissions of CH<sub>4</sub> are 30 Tg per year  
[see Saunio et al. (2020)] from the 162 million ha of rice paddies (FAO, 2021), to estimate historical emissions from rice  
paddies, we assumed that the rate of release per hectare was constant and simply adjusted emissions based upon the area of  
155 rice paddies (FAO, 2021). These values for CH<sub>4</sub> from rice paddy soil were compared to corresponding values for total  
anthropogenic CH<sub>4</sub> emission since 1980 as reported by Saunio et al. (2020) and He et al. (2020).

### 3 Results

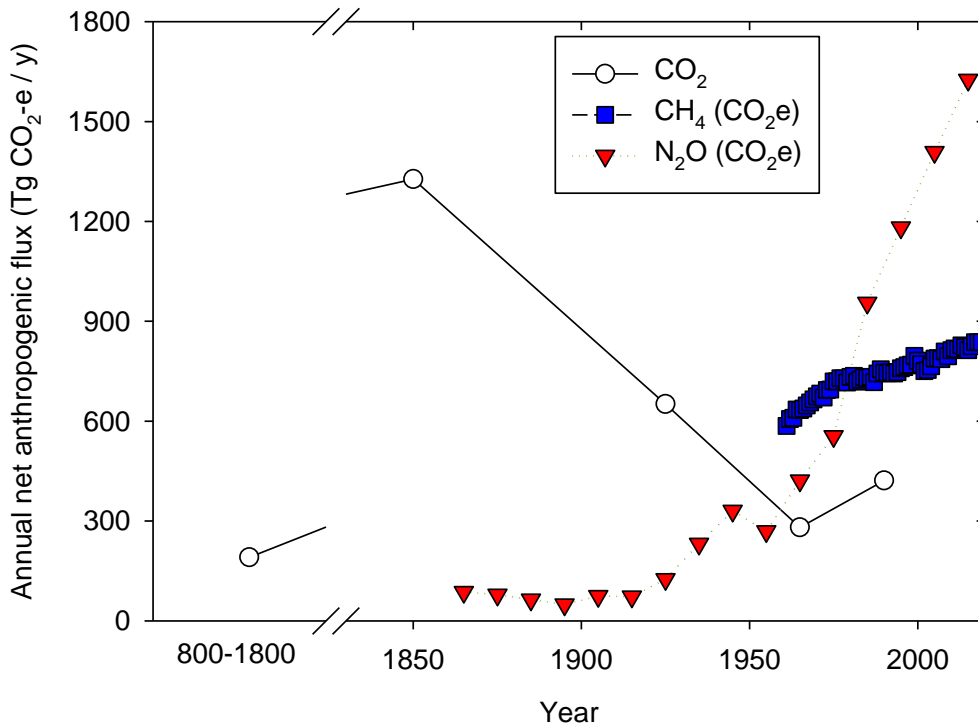
#### 3.1 Carbon dioxide

160 Atmospheric concentrations of CO<sub>2</sub> have increased from 278 ppm in 1750 to 419 ppm in 2023 and with concentrations  
having increased from 391 ppm in 2011 to 419 ppm in 2023 alone (Gulev et al., 2021; Friedlingstein et al., 2023). Given that  
the total increase in radiative forcing due to anthropogenic increases in well-mixed greenhouse gas concentrations is +3.32  
W/m<sup>2</sup>, and with CO<sub>2</sub> accounting for +2.16 W/m<sup>2</sup> of this increase (Forster et al., 2021), this makes CO<sub>2</sub> the most important  
anthropogenic greenhouse gas, accounting for 65% of the total increase in radiative forcing due to well-mixed greenhouse  
gases.

165

Soil is a critical reservoir of organic C (OC), storing ca. 3,012 Pg of OC within the surface 2 m and ca. 1,824 Pg OC in the  
surface 1 m (Sanderman et al., 2017). Indeed, this OC stored within soil exceeds the amount of C in the atmosphere (879 Pg)  
and vegetation (600 Pg C) combined, and is ca. 300-times greater than current annual emissions of C from fossil sources (9.9  
Pg C, Friedlingstein et al. (2023)). Importantly, not only is the total soil organic carbon (SOC) stock large, but it is also  
170 highly dynamic – each year, ca. 61 Pg of C enters soil from vegetation whilst a similar amount is lost from soil to the  
atmosphere (almost entirely as CO<sub>2</sub>) due to mineralization of the SOC (Lehmann and Kleber, 2015). As a result, ca. 7 % of  
the atmospheric C pool is cycled through soil *via* photosynthesis every year. Due to this dynamic nature of SOC, long-term  
disturbances to the soil can profoundly decrease global SOC stocks. In this regard, global meta-analyses have shown that  
long-term cropping can reduce soil OC stocks by 30-60% (Kopittke et al., 2017; Murty et al., 2002; Guo and Gifford, 2002),  
175 mainly due to lower C inputs to the soil but also to an increase in C outputs (both as CO<sub>2</sub> efflux and also outputs of biomass  
in the harvested product). Given the extent of global land-use change (primarily for agriculture), this loss of SOC stocks is a  
major global source of CO<sub>2</sub>.

For any given point in time, the net global flux of CO<sub>2</sub> from soil is related to the rate of land-use change. Prior to the year  
180 1800, the rate of land-use change was comparatively low and hence losses of SOC during this time are also estimated to be  
low: < 0.05 Pg C/y (50 Tg C/y) (Figure 1 ~~Error! Reference source not found.~~) (Sanderman et al., 2017). However, between  
1800 and 1950, rates of land-use change increased ca. 15-fold (Klein Goldewijk et al., 2017), and as a result, losses of SOC  
also increased from < 0.05 Pg C/y to > 0.3 Pg C/y (equivalent to > 1.1 Pg CO<sub>2</sub>/y) (Sanderman et al., 2017). Since the 1950s,  
rates of land-use change have decreased substantially, with the associated SOC loss also decreasing to ca. 0.1 Pg C/y  
185 between 1980 and 2000 (Sanderman et al., 2017). Thus, it is estimated that the current net global flux of CO<sub>2</sub> from soil due  
to SOC loss is 0.1 Pg C/y (Sanderman et al., 2017). In this regard, the current net global flux of CO<sub>2</sub> from soil is greatly  
surpassed by fossil CO<sub>2</sub> emissions, being 9.9 Pg C/y (Friedlingstein et al., 2023). Indeed, with total emissions of 11.1 Pg C in  
2022, and assuming SOC losses are ca. 0.1 Pg C/y (equivalent to 0.37 Pg CO<sub>2</sub>/y, Figure 1), the current contribution of SOC  
loss from land-use change accounts for only ca. 0.9% of the current annual CO<sub>2</sub> emissions (Table 1). This is because  
190 although the majority of land-use change (measured by area) has occurred over a period of a couple of hundred years and is  
currently decreasing, fossil CO<sub>2</sub> emissions have largely occurred during the last half-century and continue to increase  
rapidly.



195 **Figure 1.** Annual net anthropogenic fluxes of carbon dioxide (CO<sub>2</sub>), nitrous oxide (N<sub>2</sub>O), and methane (CH<sub>4</sub>) from soil expressed on a CO<sub>2</sub>-equivalent basis based upon their global warming potentials for a 100-y time horizon. Data points are plotted in the middle of the measurement periods (for example, the average annual emission from 1800-1900 is plotted at 1850). Data for CO<sub>2</sub> are from Sanderman et al. (2017), N<sub>2</sub>O are from Tian et al. (2019), and CH<sub>4</sub> are from Saunois et al. (2020).

200 **Table 1.** Anthropogenic, soil-based emissions of greenhouse gases and their contribution to the current total increase in effective radiative forcing due to increased concentrations of well-mixed greenhouse gases.

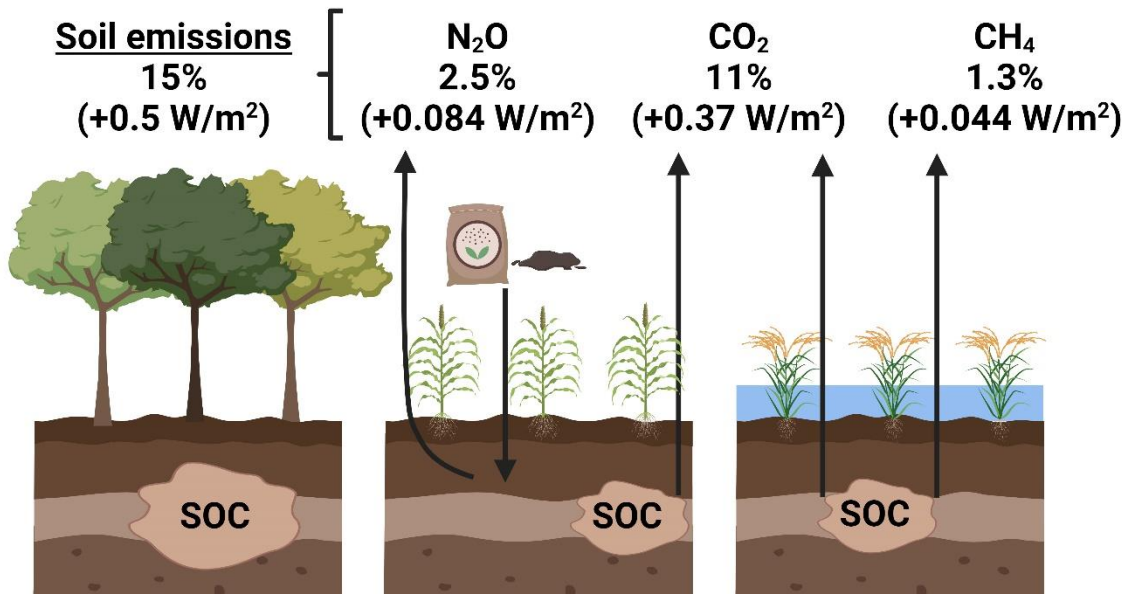
	CO <sub>2</sub>	N <sub>2</sub> O	CH <sub>4</sub>
Current annual net anthropogenic flux from soil	0.1 Pg C/y	3.7 Tg N <sub>2</sub> O-N /y	30 Tg CH <sub>4</sub> /y
Current annual net anthropogenic flux from all sources	11.1 Pg C/y	7.3 Tg N <sub>2</sub> O-N /y	359 Tg CH <sub>4</sub> /y
Soil-based contribution to the current increase in effective radiative forcing (W/m <sup>2</sup> ) <sup>a</sup>	+0.37	+0.084	+0.044
Total current increase in effective radiative forcing (W/m <sup>2</sup> )	+2.16	+0.21	+0.54

<sup>a</sup> Calculated from the proportion of total anthropogenic emissions that have been derived from soil over time whilst taking into account the atmospheric life of the gas, with this calculating the proportion of the current increase in anthropogenic radiative forcing that is due to soil.

205 Next, we calculate the contribution of soil-based CO<sub>2</sub> emissions to the currently-observed increase in warming (radiative forcing) by determining the proportion of cumulative global C emissions that are from soil. In this regard, Sanderman et al. (2017) estimate that the total cumulative loss of SOC due to land-use change, together with the associated release of CO<sub>2</sub>, is 116 Pg of C (425 Pg of CO<sub>2</sub>e), with similar values also reported by Lal (2018). In comparison, the total, cumulative, anthropogenic CO<sub>2</sub> release from all sources from 1850-2022 is estimated to be 695 Pg of C (ca. 2,600 Pg of CO<sub>2</sub>e)

210

(Friedlingstein et al., 2023). Thus, we estimate that the net loss of SOC due to land-use change accounts for ca. 17% of total cumulative anthropogenic CO<sub>2</sub> emissions (i.e. 116 Pg of C from the total emissions of 695 Pg of C). We note that this value is likely to be a slight over-estimate given that it accounts for total historical SOC losses but only total anthropogenic CO<sub>2</sub> emissions since 1850. Given that the total increase in radiative forcing due to increases in the well-mixed greenhouse gas concentrations is +3.32 W/m<sup>2</sup>, of which CO<sub>2</sub> accounts for +2.16 W/m<sup>2</sup> (65% of the total), the release of CO<sub>2</sub> due to the loss of SOC from land-use change is estimated to account for 11% (+0.37 W/m<sup>2</sup>, i.e. 17% of +2.16 W/m<sup>2</sup>) of the total increase in radiative forcing due to anthropogenic increases in well-mixed greenhouse gases (Figure 2, Table 1).



220 **Figure 2. Anthropogenic emissions of greenhouse gases (carbon dioxide [CO<sub>2</sub>], nitrous oxide [N<sub>2</sub>O], and methane [CH<sub>4</sub>]) from soil and their contribution (15%, +0.5 W/m<sup>2</sup>) to the overall increase in warming (radiative forcing) due to well-mixed greenhouse gases (+3.32 W/m<sup>2</sup>). The vegetation on the left indicates native vegetation, a crop in the centre, and a rice paddy on the right.**

### 3.2 Nitrous oxide

225 Nitrous oxide is a greenhouse gas with a global warming potential for a 100-y time horizon that is 273-times higher than CO<sub>2</sub> (Forster et al., 2021). Atmospheric concentrations of N<sub>2</sub>O have increased from a concentration of 270 ppb in 1750 to 324 ppb in 2011, increasing a further 2.4% to 332 ppb in 2019 (Gulev et al., 2021). Of the total increase in radiative forcing due to anthropogenic release of greenhouse gases (+3.32 W/m<sup>2</sup>), +0.21 W/m<sup>2</sup> is due to N<sub>2</sub>O, representing 6.3% of the total increase in radiative forcing (Forster et al., 2021).

230

Soil is an important source of anthropogenic N<sub>2</sub>O emissions due to increased application of reactive N (especially as inorganic N fertilizers and animal manures) and through increased use of leguminous crops. As with CO<sub>2</sub> and CH<sub>4</sub>, the production of N<sub>2</sub>O in soil is a natural process, but human activities have accelerated the rate of production. Total anthropogenic emissions of N<sub>2</sub>O are estimated to be 7.3 Tg N<sub>2</sub>O-N /y for 2007-2016 (Tian et al., 2020), of which, anthropogenic emissions from soil account for 3.7 Tg N<sub>2</sub>O-N /y (5.8 Tg N<sub>2</sub>O /y or 1,600 Tg CO<sub>2</sub>-e /y) (Figure 1) (Tian et al., 2019). Thus, soil accounts for 51% of the current anthropogenic N<sub>2</sub>O flux (Table 1). Of these anthropogenic N<sub>2</sub>O emissions from soil, croplands are of greatest concern, accounting for 82% of the soil-based increase resulting from the application of reactive N fertilizers (2.0 Tg N<sub>2</sub>O-N /y), the application of manures to soil (0.6 Tg N<sub>2</sub>O-N /y), and enhanced atmospheric N deposition to soil (0.9 Tg N<sub>2</sub>O-N /y) (Tian et al., 2019). There has also been considerable temporal variability in the anthropogenic flux of N<sub>2</sub>O from soil, increasing from ca. 0.2 Tg N<sub>2</sub>O-N /y (87 Tg CO<sub>2</sub>-e /y) in the 1860s to ca. 1 Tg N<sub>2</sub>O-N

240

/y (420 Tg CO<sub>2</sub>-e /y) in the 1960s before then accelerating rapidly to the current value of 3.7 Tg N<sub>2</sub>O-N /y (1,600 Tg CO<sub>2</sub>-e /y, Figure 1, Table 1).

245 Over the period for which calculations are possible (1860s onwards) and using the second approach outlined in the Methods section, we calculate that 40% of the anthropogenic N<sub>2</sub>O currently in the atmosphere results from soil-based emissions considering the atmospheric life of N<sub>2</sub>O is 109 y. With N<sub>2</sub>O accounting for 6.3% of the total anthropogenic increase in radiative forcing, and with soil accounting for 40% of anthropogenic N<sub>2</sub>O currently in the atmosphere, we estimate that N<sub>2</sub>O emissions from soil account for 2.5% (+0.084 W/m<sup>2</sup>) of the total anthropogenic increase radiative forcing due to the well-mixed greenhouse gas concentrations (+3.32 W/m<sup>2</sup>) (Figure 2).

250

### 3.3 Methane

Methane is an important greenhouse gas with a global warming potential for a 100-y time horizon that is 27.9-times higher than CO<sub>2</sub> (Forster et al., 2021). From 2011 to 2019 alone, atmospheric concentrations of CH<sub>4</sub> increased 3.5% from 1800 to 1866 ppb, from an estimated concentration of 730 ppb in 1750 (Gulev et al., 2021). Of the total increase in radiative forcing due to anthropogenic release of well-mixed greenhouse gases (+3.32 W/m<sup>2</sup>), CH<sub>4</sub> accounts for +0.54 W/m<sup>2</sup>, being 16% of the total increase (Forster et al., 2021).

260 Soil contributes to CH<sub>4</sub> emissions primarily when waterlogged (Jiang et al., 2019). The release of CH<sub>4</sub> from soil occurs due to biogenic processes, being due to the anaerobic decomposition of organic matter. This release of CH<sub>4</sub> from waterlogged soil occurs both naturally (wetlands and swamps) and due to anthropogenic use of soil. For these anthropogenic CH<sub>4</sub> emissions, flooded rice paddies are almost entirely responsible, with rice paddies flooded to control weeds and to improve yields. Rice forms a staple food for much of the global population, with rice paddies accounting for 162 million ha of land and with rice providing an average of 18.0% of all calories consumed by humans (FAO, 2021).

265 Total global CH<sub>4</sub> emissions are estimated to be 576 Tg CH<sub>4</sub> /y, of which 359 Tg CH<sub>4</sub> /y is from anthropogenic sources, being 60% of the total (Saunio et al., 2020). Considering only soil-based sources, for natural emissions of CH<sub>4</sub>, wetlands and swamps account for 148 Tg CH<sub>4</sub> /y, being 26% of total global CH<sub>4</sub> emissions and ca. 40% of natural sources (Saunio et al., 2020). However, for anthropogenic soil-based emissions, rice paddies are critically important, accounting for 30 Tg CH<sub>4</sub> /y (Figure 1) (Saunio et al., 2020). Thus, for current anthropogenic fluxes of 359 Tg CH<sub>4</sub> /y, soil in rice paddies account for 270 8% (30 Tg CH<sub>4</sub> /y, being 840 Tg CO<sub>2</sub>-e /y) of the total anthropogenic emissions of CH<sub>4</sub> (Table 1) (Saunio et al., 2020).

Based upon calculations from 1980 and using the second approach outlined in the Methods section, we calculate that 8.2% of the anthropogenic CH<sub>4</sub> currently in the atmosphere results from soil-based emissions, considering the atmospheric life of CH<sub>4</sub> (11.8 y). Given that CH<sub>4</sub> accounts for 16% of the total anthropogenic increase in radiative forcing (above) and given that soil accounts for 8.2% of the anthropogenic CH<sub>4</sub> currently in the atmosphere, we estimate that CH<sub>4</sub> emissions from soil account for 1.3% (+0.044 W/m<sup>2</sup>) of the total anthropogenic increase radiative forcing due to elevated greenhouse gas concentrations (+3.32 W/m<sup>2</sup>) (Figure 2, Table 1).

275

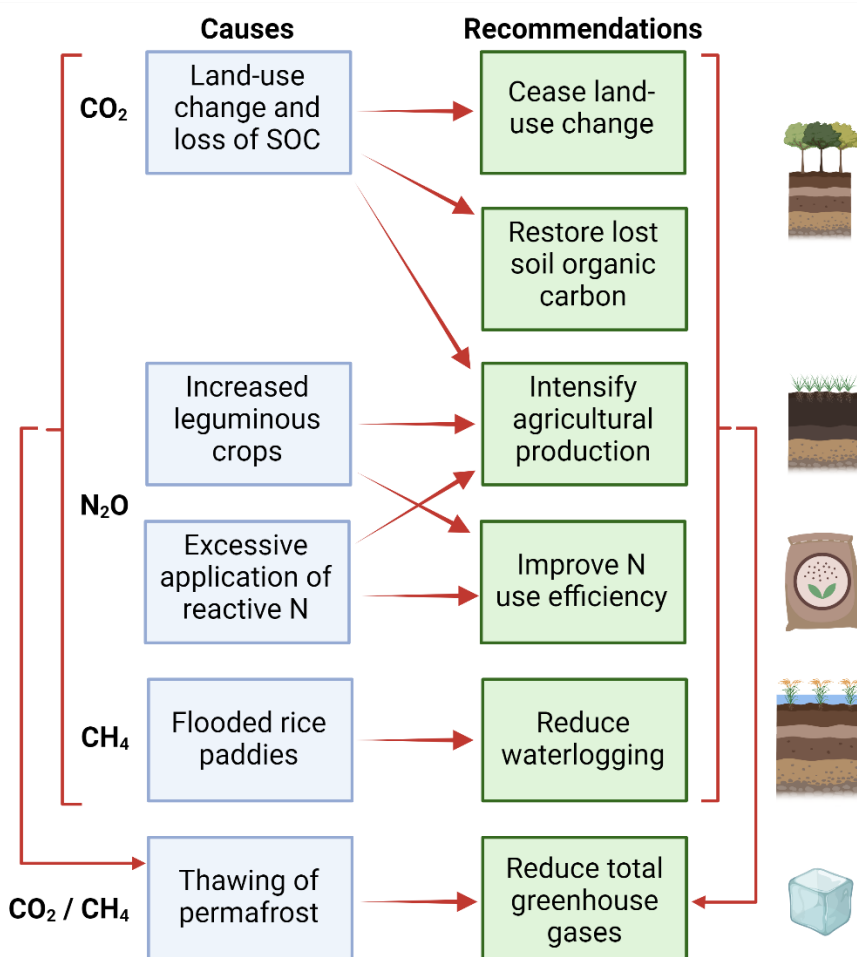


#### 4 Discussion

280 Soil makes a substantial contribution to net anthropogenic emissions of CO<sub>2</sub>, N<sub>2</sub>O, and CH<sub>4</sub>, both historically and currently (Figure 1, Figure 2, Table 1). We highlight the legacy effect of historical and current human activities involving soil on climate change. Emission of CO<sub>2</sub> from soil alone accounts for 11% (+0.37 W/m<sup>2</sup>) of the total increase in global warming (radiative forcing) due to well-mixed greenhouse gases, with N<sub>2</sub>O also accounting for 2.5% (+0.084 W/m<sup>2</sup>), and CH<sub>4</sub> for 1.3% (+0.044 W/m<sup>2</sup>). Thus, we estimate that anthropogenic use of soil accounts for 15% (+0.5 W/m<sup>2</sup>) of the total increase in

285 warming (radiative forcing) due to anthropogenic emissions of the well-mixed greenhouse gases, with CO<sub>2</sub> therefore accounting for 74% of this soil-based increase, N<sub>2</sub>O for 17%, and CH<sub>4</sub> for 8.9% (Figure 2). However, there has been substantial temporal variation – for centuries, CO<sub>2</sub> dominated net fluxes of anthropogenic greenhouse gases from soil, but comparatively recently, both CH<sub>4</sub> and N<sub>2</sub>O have overtaken CO<sub>2</sub>, with N<sub>2</sub>O emissions now of particular concern (Figure 1). Urgent actions are required to protect the future climate by limiting greenhouse gas emissions from soil, such as the broad, overarching approaches. ~~These actions require a multifaceted approach~~ indicated in Figure 3. However, to achieve these broad goals, whilst simultaneously meeting human demand for food and other products and also considering socio-economic objectives, will require, ~~ranging from~~ the development of new and innovative approaches through to the use of incentives to encourage uptake of existing approaches by landholders (Nkonya et al., 2016) ~~(Figure 3)~~.

290



295

**Figure 3. Actions required to protect the future climate by limiting greenhouse gas emissions from soil. Note that ‘thawing of permafrost’ is related to the magnitude of greenhouse gas emissions from soil due to anthropogenic management (such as by loss of SOC from land-use change, or excessive application of reactive N), but any changes in management practices that reduce emissions of these greenhouse gases can also reduce the magnitude of this thawing and the associated release of greenhouse gases associated with the thawing of permafrost.**

300

#### 4.1 Cease land-use change, including for bioenergy production

It is apparent that the release of CO<sub>2</sub> from soil due to loss of SOC following land-use change has had the largest adverse effect on atmospheric greenhouse gas concentrations, contributing 11% (+0.37 W/m<sup>2</sup>) to the total increase in warming due to well-mixed greenhouse gases. Much of this release of CO<sub>2</sub> from soil due to land-use change is historical, having peaked between 1800 and 1900 (Figure 1), with current emissions of CO<sub>2</sub> from the loss of SOC being dominated by ongoing land-use change in ‘new-world’ countries such as Brazil and Argentina (Sanderman et al., 2017). [It is important to note that although the human population has increased rapidly since the 1900s, the associated increase in food production has largely not come from area expansion (land-use change), but by improving yields per unit area – the Green Revolution]. Thus, these data demonstrate that urgent emphasis must be given to ensuring that future land-use change is ceased to limit further release of CO<sub>2</sub>. In particular, targeting land-use change for bioenergy production, which results in the substantial, long-term release of CO<sub>2</sub> from SOC loss. Indeed, it has been estimated that clearing of land to produce food-based biofuels creates a C debt by releasing 17-420 times more CO<sub>2</sub> than the annual reductions that the biofuels would provide by displacing fossil fuels (Fargione et al., 2008).

Cessation of land-use change is not only important for preventing further loss of SOC but also vital to protect areas where vegetation and soils are currently acting as a net sink for atmospheric CO<sub>2</sub> – the ‘terrestrial sink’. In this regard, boreal and temperate forests of the northern hemisphere make the largest contribution to the terrestrial C sink (Canadell et al., 2021), with increased biomass production in these systems being largely driven by CO<sub>2</sub> fertilization and lengthening growing seasons. This is in agreement with predictions of global SOC stocks, with large areas of land, especially the boreal forests of the northern hemisphere, having a net SOC gain (Sanderman et al., 2017). Nevertheless, a potential discrepancy remains regarding the importance of SOC within the terrestrial sink. Specifically, although studies estimate that the quantity of C captured within the terrestrial C sink is currently larger than that which is lost due to land-use change (Canadell et al., 2021; Jia et al., 2019; Friedlingstein et al., 2023) leading to “increased vegetation and soil carbon” (IPCC, 2001), studies focussing primarily on SOC stocks report that net global SOC stocks are still decreasing at an average rate of ca. 0.1 Pg C/y (Sanderman et al., 2017). In this regard, it is possible that although elevated CO<sub>2</sub> may increase C within vegetation, there may not necessarily be a corresponding increase in SOC (Sulman et al., 2019), for example due to C destabilization (Bailey et al., 2019). Regardless, soil remains a net source of CO<sub>2</sub> when historical emissions are included, and hence protecting the remaining terrestrial ecosystems is vital not only to prevent the loss of SOC that results from land-use change but also because many of these systems are currently acting as a net C sink as evidenced by their increasing SOC stocks.

#### 4.2 Intensify agricultural production further whilst also increasing nitrogen use efficiency

Since the 1950s and 1960s, food production has generally increased by improving yields per unit area (intensification) rather than by area expansion. Although many factors have contributed to this improved productivity, a rapid increase in the use of reactive N fertilizers as part of the Green Revolution has been critical. Indeed, through the industrial production of reactive N fertilizers, the number of humans supported per hectare of arable land has increased from 1.9 to 4.3 persons from 1908 to 2008 and with 30-50% of the increase in crop yield achieved through application of N fertilizers (Erisman et al., 2008; Stewart et al., 2005).

It is this agricultural intensification, supported by increasing rates of reactive N inputs, that has allowed rates of land-use change to slow since the 1950s with this in-turn decreasing CO<sub>2</sub> emissions from SOC loss (Figure 1). However, whilst these

inputs of reactive N to cropland have enabled a decrease in CO<sub>2</sub> emissions from soil, the application of this N has concomitantly caused a rapid increase in N<sub>2</sub>O emissions (Figure 1). Thus, whilst agricultural intensification has decreased emissions of CO<sub>2</sub> from soil, it has come at the expense of increasing N<sub>2</sub>O emissions – a potent greenhouse gas (Figure 1).

To limit future land-use change whilst simultaneously increasing global food production will require even further intensification of agriculture (Kopittke et al., 2019). Thus, given the already rapidly increasing emissions of N<sub>2</sub>O from soil, it is imperative that strategies should be targeted through sustainable intensification (Pretty and Bharucha, 2014; Pretty et al., 2018), and that they should be developed and implemented to increase N use efficiency and decrease N<sub>2</sub>O emissions. This can be achieved by more closely aligning N supply to plant demand, such as through the repeated (multiple, strategic) applications of N fertilizer during the growing season, through the development of improved genotypes with higher N use efficiency, and through the use of slow-release fertilizers (Snyder et al., 2014). Increasing N use efficiency also has the additional advantages of decreasing soil acidification and environmental eutrophication whilst also the additional agronomic benefit of increasing farmers profitability. Of course, care must also be taken to ensure that this intensification of production (in order to limit future land-use change) does not increase overall C losses, with changes in C gains and losses depending upon a range of factors such as agronomic practices, environmental conditions, and soil properties.

#### 4.3 Decreases in the methane flux from soil can rapidly decrease radiative forcing

Although soil-based emissions of CH<sub>4</sub> contribute a more modest 1.3% (+0.044 W/m<sup>2</sup>) to radiative forcing (Fig. 1 and Fig. 2), decreasing the rate of CH<sub>4</sub> emission from soil would yield a comparatively rapid decrease in radiative forcing given the atmospheric life of CH<sub>4</sub> is only 11.8 y. In this regard, decreasing the emission of 30 Tg CH<sub>4</sub> per year from the soil of the 162 million ha of rice paddies globally can potentially be achieved by reducing the period of time that the soil is waterlogged, with midseason drainage and intermittent irrigation known to reduce CH<sub>4</sub> emissions by up to 90% (Souza et al., 2021; Islam et al., 2018). A range of other approaches have also been reported to be effective at reducing CH<sub>4</sub> emissions from rice paddies (Nikolaisen et al., 2023; Hussain et al., 2015). For example, Furthermore, organic amendments such as straw should only be applied during aerobic conditions (off-season) rather than during on-season application (Nikolaisen et al., 2023). Such approaches are critical in maintaining yield whilst also decreasing CH<sub>4</sub> emissions from soil (Smith et al., 2021). Furthermore, in many areas, strategies that will reduce CH<sub>4</sub> emission from flooded rice culture will also deliver the benefit of increased water use efficiency.

#### 4.4 Avoiding future thawing of permafrost

There is increasing concern regarding the release of CO<sub>2</sub> due to the accelerating thawing of permafrost C in the Arctic and sub-Arctic. This permafrost contains ca. 1,035 Pg of C to 3 m depth (Schuur et al., 2015), with a warming climate causing increased thawing of the permafrost and the associated release of CO<sub>2</sub> (and CH<sub>4</sub>). Indeed, it is estimated that ca. 92 Pg of C (ranging from 37-174 Pg of C) is susceptible to release as greenhouse gases in the present century (IPCC, 2019). Of these future C emissions from permafrost, it is expected that CO<sub>2</sub> emissions will account for ca. 98% of the C, with CH<sub>4</sub> expected to account of 2.3% of future emissions (Schuur et al., 2013). Whilst this proportion projected to be released as CH<sub>4</sub> is comparatively small (2.3%), given that CH<sub>4</sub> has a global warming potential for a 100-y time horizon that is 27.9-times higher than CO<sub>2</sub>, this equates to an increased warming potential of this permafrost C of 35-48% when accounting for the increased potency of the CH<sub>4</sub> (Schuur et al., 2015). Thus, although the release of CO<sub>2</sub> due to loss of SOC from land-use change has now slowed, the predicted release of CO<sub>2</sub> from the thawing of permafrost (ca. 90 Pg of C) during the present century alone is of similar magnitude to the cumulative emissions of CO<sub>2</sub> over the last > 1000 years [116 Pg of C, Sanderman et al. (2017)]

due to progressive land-use change, with this being a positive carbon-climate feedback. Thus, limiting the extent of future  
385 climate change is essential in preventing the profound release of CO<sub>2</sub> and CH<sub>4</sub> from permafrost.

#### **4.5 Restore a portion of the soil organic carbon that has been lost historically**

Of the 116 Pg of C that has been lost from soils historically (Sanderman et al., 2017), a portion can be restored by  
implementing best soil management practices on croplands and grazing lands. Smith et al. (2020) estimate a technical  
390 potential for soil carbon sequestration of up to 2.2 Pg C y<sup>-1</sup> globally, with an economic potential of 0.4-0.7 Pg C y<sup>-1</sup> (Smith et  
al., 2008). Assuming that a new equilibrium is reached in 20 y as per IPCC Good Practice Guidance, this gives a cumulative  
maximum technical potential of 44 Pg C, and an economic potential of 8-14 Pg C for restored SOC.

#### **4.6 A broad portfolio of responses is required, including actions not related directly to soil**

395 Solving the challenges associated with anthropogenic greenhouse gas emissions from soil will be highly complex, with the  
first step being to describe and quantify the underlying problems (as we have done in the present study) so that mitigation  
approaches can be targeted and specific. To this point, we have discussed soil-based approaches that address the individual  
challenges (such as land-use change, improving N use efficiency, and so forth). However, it is clear that a multitude of  
responses will be required and not single approaches in isolation.

400 Additionally, we cannot solely focus on the biophysical issues as discussed above, but consideration also must be given to  
socio-economic and institutional aspects which are also critically important (Nkonya et al., 2016). For example, although a  
range of management practices and technologies already exist to address some of these problems, many are not implemented  
fully, often due to economic drivers and the desire to maximize profits and minimize costs (Boardman et al., 2003).  
405 Consider, for example, that N fertilizer efficiency can often be improved by use of slow-release sources or by application of  
a larger number of smaller doses of N fertilizer to more closely match plant demand (c.f. a fewer number of larger doses),  
but the increased costs associated with such practices means that they are often not implemented to the extent possible. In a  
similar manner, rural poverty is also an important driving factor, with many of the rural poor farming highly marginal lands  
where the necessity to provide food for their families overrides concerns for soil degradation and environmental harm.

410 There are also a range of other non-soil-based approaches that are not considered in detail here that could also make  
substantial contributions. For example, it is estimated that one-third of all food produced for human consumption is lost and  
wasted each year (Ishangulyyev et al., 2019), and hence reducing wastage could substantially reduce the area of land  
required for food production.

415 **4.6.7 Limitations and uncertainties of study**

In the present study, we have gathered the best available global estimates of greenhouse gas emissions from soil from across  
multiple studies (Sanderman et al., 2017; Tian et al., 2019; Saunio et al., 2020), with each of these studies having various  
assumptions and uncertainties that are carried forward.

420 First, we acknowledge that the data presented within these previous studies have uncertainty and that these uncertainties  
influence the calculations presented within the present study. However, we are unable to include uncertainties in our  
calculations given that some of the previous studies themselves did not report them. For example, Sanderman et al. (2017)

report that SOC loss is 116 Pg C, but these authors do not report a measure of uncertainty or error with this value. Thus, when calculating the contribution of soil-derived CO<sub>2</sub>, N<sub>2</sub>O, and CH<sub>4</sub> to anthropogenic greenhouse gases, we are unable to provide error estimates for their total contribution. Regardless, it is important to note that the value of 116 Pg C reported by Sanderman et al. (2017) for agricultural land use change, for example, is similar to previously-reported values, such as 115-154 Pg C reported by Lal (2018), 85 Pg C reported by Padarian et al. (2022) for cropping alone (i.e. excluding pasture and grasslands), and 80-100 Pg C by Lal (1999) for conversion of natural to managed systems. Whilst our inability to include measures of uncertainty is a substantial limitation of our study, this reflects the observation that additional work is urgently required to allow for more rigorous assessments given the importance of soil-based emissions of greenhouse gases.

As a second limitation, we acknowledge the different time periods examined by the studies we have utilized for CO<sub>2</sub> (> 1000 y) N<sub>2</sub>O (> 100 y) and CH<sub>4</sub> (ca. 40 y). This limitation arises from differences between the three studies upon which we have based the present assessment. However, we do not consider that this is an important limitation. For N<sub>2</sub>O, we include data from the 1860s onwards, with anthropogenic emissions prior to this time being negligible (Tian et al., 2019), whilst for CH<sub>4</sub>, although the data are available only for the last ca. 40 y, given that the atmospheric life of CH<sub>4</sub> is 11.8 y, emissions of CH<sub>4</sub> prior to this time would not make substantial contributions to current CH<sub>4</sub> concentrations in the atmosphere. Thus, despite the timeframes being markedly different between these previous studies, we contend that this does not markedly influence the outcome.

Third, it is important to note differences within the scope of the three studies upon which the present one is based. For example, the study of Sanderman et al. (2017) only examined agriculture and hence did not consider other forms of land use change such as urban development on the loss of SOC. Regardless, given that urban areas consisting of ca. 0.7% of global land surface (Zhao et al., 2022) whilst cropping accounts for 12% of the ice-free land and permanent grassland and pasture account for 25% (FAO, 2021), the magnitude of this error is likely small.

Fourth, we make the assumption here that all SOC that is lost from soil has been emitted to the atmosphere as CO<sub>2</sub> through mineralization. We expect that the error from this assumption is only small given that during the early stages (up to ca. 20 y) following land-use conversion, when the loss of SOC is the greatest, 80% of the SOC is lost due to mineralization whilst 20% to erosion (Lal, 2001). Furthermore, even for SOC which is eroded rather than directly mineralized, the majority of this eroded SOC is simply redistributed to other soil within the landscape – of the 5.7 Pg C eroded by water annually, 3.9 Pg C is simply redistributed over the landscape, 0.57 Pg C is buried in lakes and reservoirs, and 1.14 Pg C is mineralized (Lal, 1995). Thus, whilst not all SOC that is lost from soil is mineralized to the atmosphere as CO<sub>2</sub>, the error is likely to be small.

Despite the clear limitations noted above, we collate these data as a starting point to highlight and discuss the critical importance of anthropogenic management of soil on greenhouse gas emissions. In this regard, it is imperative that future studies refine these estimates with more comprehensive data. Regardless, despite these uncertainties, the relative importance (contribution) from each greenhouse gas over different timescales is unlikely to differ greatly from those presented here, even once better data become available.

In the present study we have focused on quantifying the overall contribution of soil to global anthropogenic greenhouse gas emissions and global climate change, comparing CO<sub>2</sub>, N<sub>2</sub>O, and CH<sub>4</sub>. By comparing the historical and current global emissions between these three gases, it has been possible to identify important trends over time, with this being critical for focussing future efforts. It is important to note, however, that there is also spatial variability in these emissions across the planet. For example, it is known that some soils (particularly boreal and temperate forests of the northern hemisphere) are

making an increased contribution to the terrestrial (vegetation plus soil) C sink (Canadell et al., 2021; Sanderman et al., 2017). Thus, developing detailed plans to mitigate C emissions (or other greenhouse gases) must first consider such variability.

470

Finally, it must be noted that in the present study we have focused on the release of greenhouse gases due to anthropogenic management of soil and we have not considered the role of soil in removing CO<sub>2</sub> from the atmosphere and by SOC. Indeed, there are an increasing number of studies examining role of soil as a ‘negative emission technology’ (NET) for the capture of CO<sub>2</sub> from the atmosphere (Smith, 2012; Paustian et al., 2016; Minasny et al., 2017; Lal et al., 2021; van Vuuren et al., 2018).

475 However, for soil to be effective as a NET, we must first reduce the substantial emissions of greenhouse gases from soil.

## 5 Conclusions

Our increasing focus on soil to provide biomass (especially food) for human use through intensive agriculture has caused soil to release profound amounts of greenhouse gases, with this threatening planetary survivability. We show that anthropogenic emissions of greenhouse gases from soil account for 15% of the entire global increase in warming (radiative forcing) caused by well-mixed greenhouse gases. Although CO<sub>2</sub> is the most important greenhouse gas emitted from soil (74% of the total warming), much of this CO<sub>2</sub> has been emitted historically with current rates of release considerably lower. Thus, for CO<sub>2</sub>, efforts should be directed towards limiting the rate of release increasing again by preventing ongoing land-use change, restoring a portion of the historically lost soil organic carbon through soil best management practices, whilst also preventing global warming that will result in release from permafrost. However, to prevent further land-use change will require ongoing intensification of production through increased N fertilizer application, with strategies required to markedly improve N fertilizer efficiency and limit the already rapidly accelerating emissions of N<sub>2</sub>O – a potent greenhouse gas. We also need to decrease CH<sub>4</sub> emissions from rice paddies, which although may only have a comparatively modest impact, has the advantage that reduced emissions result in a benefit in the short term. Finally, although the present study highlights how human-use of soil is resulting in substantial releases of greenhouse gases and contributing to global warming, it is also important to note that soil also acts as a sink for greenhouse gases (whether emitted from soil or from other anthropogenic sources), with this also being a critical role of soil. Recognizing the central importance of soil in contributing to climate change is essential if we are to maintain planetary hospitability.

## 495 6 Author contributions

Conceptualization, P.M.K., R.C.D., B.A.McK., P.W.; Methodology, P.M.K., R.C.D., P.S., N.W.M., Formal analysis, P.M.K., R.C.D., B.A.McK., P.W., Z.W., F.J.T.vdB.; Writing, P.M.K., R.C.D., B.A.McK., P.S., P.W., Z.W., F.J.T.vdB., N.W.M.

## 7 Data availability

500 The data and analyses that support these findings will be made available in response to a reasonable request.

## 8 Supplement

The supplement related to this article is available online at: Xxxxxx

## 9 Competing interests

The authors declare that they have no conflict of interest.

## 505 10 Disclaimer

Publisher's note: Copernicus Publications remains neutral with regard to jurisdictional claims made in the text, published maps, institutional affiliations, or any other geographical representation in this paper. While Copernicus Publications makes every effort to include appropriate place names, the final responsibility lies with the authors.

## 11 Acknowledgements

510 The authors acknowledge the assistance of Yriah Rusden.

## References

- Amundson, R.: Soil biogeochemistry and the global agricultural footprint, *Soil Security*, 6, 100022, <https://doi.org/10.1016/j.soisec.2021.100022>, 2022.
- 515 Bailey, V. L., Pries, C. H., and Lajtha, K.: What do we know about soil carbon destabilization?, *Environ Res Lett*, 14, 083004, [10.1088/1748-9326/ab2c11](https://doi.org/10.1088/1748-9326/ab2c11), 2019.
- Boardman, J., Poesen, J., and Evans, R.: Socio-economic factors in soil erosion and conservation, *Environmental Science & Policy*, 6, 1-6, [10.1016/S1462-9011\(02\)00120-X](https://doi.org/10.1016/S1462-9011(02)00120-X), 2003.
- Canadell, J. G., Monteiro, P. M. S., Costa, M. H., Cotrim da Cunha, L., Cox, P. M., Eliseev, A. V., Henson, S., Ishii, M.,  
520 Jaccard, S., Koven, C., Lohila, A., Patra, P. K., Piao, S., Rogelj, J., Syampungani, S., Zaehle, S., and Zickfeld, K.:  
Global carbon and other biogeochemical cycles and feedbacks, in: *Climate Change 2021: The Physical Science  
Basis. Contribution of Working Group I to the Sixth Assessment Report of the Intergovernmental Panel on Climate  
Change* edited by: Masson-Delmotte, V., Zhai, P., Pirani, A., Connors, S. L., Péan, C., Berger, S., Caud, N., Chen,  
Y., Goldfarb, L., Gomis, M. I., Huang, M., Leitzell, K., Lonnoy, E., Matthews, J. B. R., Maycock, T. K.,  
525 Waterfield, T., Yelekçi, O., Yu, R., and Zhou, B., Cambridge University Press, 2021.
- Crow, S. E. and Sierra, C. A.: The climate benefit of sequestration in soils for warming mitigation, *Biogeochemistry*, 161,  
71-84, [10.1007/s10533-022-00981-1](https://doi.org/10.1007/s10533-022-00981-1), 2022.
- Erisman, J. W., Sutton, M. A., Galloway, J., Klimont, Z., and Winiwarer, W.: How a century of ammonia synthesis changed  
the world, *Nature Geosci*, 1, 636-639, 2008.
- 530 FAO: FAO Statistical Databases, <http://www.fao.org/faostat/>, Food and Agriculture Organization of the United Nations  
(FAO), 2021.
- Fargione, J., Hill, J., Tilman, D., Polasky, S., and Hawthorne, P.: Land clearing and the biofuel carbon debt, *Science*, 319,  
1235-1238, [doi:10.1126/science.1152747](https://doi.org/10.1126/science.1152747), 2008.
- Forster, P., Storelvmo, T., Armour, K., Collins, W., Dufresne, J. L., Frame, D., Lunt, D. J., Mauritsen, T., Palmer, M. D.,  
535 Watanabe, M., Wild, M., and Zhang, H.: The Earth's energy budget, climate feedbacks, and climate sensitivity, in:  
*Climate Change 2021: The Physical Science Basis. Contribution of Working Group I to the Sixth Assessment  
Report of the Intergovernmental Panel on Climate Change* edited by: Masson-Delmotte, V., Zhai, P., Pirani, A.,  
Connors, S. L., Péan, C., Berger, S., Caud, N., Chen, Y., Goldfarb, L., Gomis, M. I., Huang, M., Leitzell, K.,

- Lonnoy, E., Matthews, J. B. R., Maycock, T. K., Waterfield, T., Yelekçi, O., Yu, R., and Zhou, B., Cambridge University Press, 2021.
- 540
- Friedlingstein, P., O'Sullivan, M., Jones, M. W., Andrew, R. M., Bakker, D. C. E., Hauck, J., Landschützer, P., Le Quéré, C., Lujckx, I. T., Peters, G. P., Peters, W., Pongratz, J., Schwingshackl, C., Sitch, S., Canadell, J. G., Ciais, P., Jackson, R. B., Alin, S. R., Anthoni, P., Barbero, L., Bates, N. R., Becker, M., Bellouin, N., Decharme, B., Bopp, L., Brasika, I. B. M., Cadule, P., Chamberlain, M. A., Chandra, N., Chau, T. T. T., Chevallier, F., Chini, L. P., Cronin, M., Dou, X., Enyo, K., Evans, W., Falk, S., Feely, R. A., Feng, L., Ford, D. J., Gasser, T., Ghattas, J., Gkritzalis, T., 545 Grassi, G., Gregor, L., Gruber, N., Gürses, Ö., Harris, I., Hefner, M., Heinke, J., Houghton, R. A., Hurtt, G. C., Iida, Y., Ilyina, T., Jacobson, A. R., Jain, A., Jarníková, T., Jersild, A., Jiang, F., Jin, Z., Joos, F., Kato, E., Keeling, R. F., Kennedy, D., Klein Goldewijk, K., Knauer, J., Korsbakken, J. I., Körtzinger, A., Lan, X., Lefèvre, N., Li, H., Liu, J., Liu, Z., Ma, L., Marland, G., Mayot, N., McGuire, P. C., McKinley, G. A., Meyer, G., Morgan, E. J., 550 Munro, D. R., Nakaoka, S. I., Niwa, Y., O'Brien, K. M., Olsen, A., Omar, A. M., Ono, T., Paulsen, M., Pierrot, D., Pockock, K., Poulter, B., Powis, C. M., Rehder, G., Resplandy, L., Robertson, E., Rödenbeck, C., Rosan, T. M., Schwinger, J., Séférian, R., Smallman, T. L., Smith, S. M., Sospedra-Alfonso, R., Sun, Q., Sutton, A. J., Sweeney, C., Takao, S., Tans, P. P., Tian, H., Tilbrook, B., Tsujino, H., Tubiello, F., van der Werf, G. R., van Ooijen, E., Wanninkhof, R., Watanabe, M., Wimart-Rousseau, C., Yang, D., Yang, X., Yuan, W., Yue, X., Zaehle, S., Zeng, J., 555 and Zheng, B.: Global carbon budget 2023, *Earth Syst Sci Data*, 15, 5301-5369, 10.5194/essd-15-5301-2023, 2023.
- Gulev, S. K., Thorne, P. W., Ahn, J., Dentener, F. J., Domingues, C. M., Gerland, S., Gong, D., Kaufman, D. S., Nnamchi, H. C., Quaas, J., Rivera, J. A., Sathyendranath, S., Smith, S. L., Trewin, B., von Shuckmann, K., and Vose, R. S.: Changing state of the climate system, in: *Climate Change 2021: The Physical Science Basis. Contribution of Working Group I to the Sixth Assessment Report of the Intergovernmental Panel on Climate Change* edited by: 560 Masson-Delmotte, V., Zhai, P., Pirani, A., Connors, S. L., Péan, C., Berger, S., Caud, N., Chen, Y., Goldfarb, L., Gomis, M. I., Huang, M., Leitzell, K., Lonnoy, E., Matthews, J. B. R., Maycock, T. K., Waterfield, T., Yelekçi, O., Yu, R., and Zhou, B., Cambridge University Press, 2021.
- Guo, L. B. and Gifford, R. M.: Soil carbon stocks and land use change: a meta analysis, *Glob Change Biol*, 8, 345-360, 10.1046/j.1354-1013.2002.00486.x, 2002.
- 565 He, J., Naik, V., Horowitz, L. W., Dlugokencky, E., and Thoning, K.: Investigation of the global methane budget over 1980–2017 using GFDL-AM4.1, *Atmos. Chem. Phys.*, 20, 805-827, 10.5194/acp-20-805-2020, 2020.
- Hussain, S., Peng, S., Fahad, S., Khaliq, A., Huang, J., Cui, K., and Nie, L.: Rice management interventions to mitigate greenhouse gas emissions: a review, *Environmental Science and Pollution Research*, 22, 3342-3360, 10.1007/s11356-014-3760-4, 2015.
- 570 IPCC: The carbon cycle and atmospheric carbon dioxide, in: *TAR Climate Change 2001: The Scientific Basis*, Intergovernmental Panel on Climate Change, 2001.
- IPCC: IPCC Special Report on the Ocean and Cryosphere in a Changing Climate, Intergovernmental Panel on Climate Change, 2019.
- IPCC: Summary for policymakers, in: *Climate Change 2021: The Physical Science Basis. Contribution of Working Group I to the Sixth Assessment Report of the Intergovernmental Panel on Climate Change*, edited by: Masson-Delmotte, 575 V., Zhai, P., Pirani, A., Connors, S. L., Péan, C., Berger, S., Caud, N., Chen, Y., Goldfarb, L., Gomis, M. I., Huang, M., Leitzell, K., Lonnoy, E., Matthews, J. B. R., Maycock, T. K., Waterfield, T., Yelekçi, O., Yu, R., and Zhou, B., Cambridge University Press, 2021.
- Ishangulyyev, R., Kim, S., and Lee, S. H.: Understanding food loss and waste—Why are we losing and wasting food?, 580 10.3390/foods8080297, 2019.



- Islam, S. F.-u., van Groenigen, J. W., Jensen, L. S., Sander, B. O., and de Neergaard, A.: The effective mitigation of greenhouse gas emissions from rice paddies without compromising yield by early-season drainage, *Sci Total Environ*, 612, 1329-1339, <https://doi.org/10.1016/j.scitotenv.2017.09.022>, 2018.
- 585 Jia, G., Shevliakova, E., Artaxo, P., De Noblet-Ducoudré, N., Houghton, R., House, J., Kitajima, K., Lennard, C., Popp, A., Sirin, A., Sukumar, R., and Verchot, L.: Land–climate interactions, in: *Climate Change and Land: an IPCC special report on climate change, desertification, land degradation, sustainable land management, food security, and greenhouse gas fluxes in terrestrial ecosystems*, edited by: Shukla, P. R., Skea, J., Calvo Buendia, E., Masson-Delmotte, V., Pörtner, H.-O., Roberts, D. C., Zhai, P., Slade, R., Connors, S., van Diemen, R., Ferrat, M., Haughey, E., Luz, S., Neogi, S., Pathak, M., Petzold, J., Portugal Pereira, J., Vyas, P., Huntley, E., Kissick, K., Belkacemi, M., and Malley, J., Intergovernmental Panel on Climate Change, 2019.
- 590 Jiang, Y., Qian, H., Huang, S., Zhang, X., Wang, L., Zhang, L., Shen, M., Xiao, X., Chen, F., Zhang, H., Lu, C., Li, C., Zhang, J., Deng, A., van Groenigen, K. J., and Zhang, W.: Acclimation of methane emissions from rice paddy fields to straw addition, *Science Advances*, 5, eaau9038, [10.1126/sciadv.aau9038](https://doi.org/10.1126/sciadv.aau9038), 2019.
- Klein Goldewijk, K., Beusen, A., Doelman, J., and Stehfest, E.: Anthropogenic land use estimates for the Holocene – HYDE 3.2, *Earth System Science Data*, 9, 927-953, [10.5194/essd-9-927-2017](https://doi.org/10.5194/essd-9-927-2017), 2017.
- 595 Koch, A., McBratney, A., Adams, M., Field, D., Hill, R., Crawford, J., Minasny, B., Lal, R., Abbott, L., O'Donnell, A., Angers, D., Baldock, J., Barbier, E., Binkley, D., Parton, W., Wall, D. H., Bird, M., Bouma, J., Chenu, C., Flora, C. B., Goulding, K., Grunwald, S., Hempel, J., Jastrow, J., Lehmann, J., Lorenz, K., Morgan, C. L., Rice, C. W., Whitehead, D., Young, I., and Zimmermann, M.: Soil security: Solving the global soil crisis, *Global Policy*, 4, 434-441, <https://doi.org/10.1111/1758-5899.12096>, 2013.
- 600 Kopittke, P. M., Dalal, R. C., Finn, D., and Menzies, N. W.: Global changes in soil stocks of carbon, nitrogen, phosphorus, and sulphur as influenced by long-term agricultural production, *Glob Change Biol*, 23, 2509-2519, 2017.
- Kopittke, P. M., Menzies, N. W., Wang, P., McKenna, B. A., and Lombi, E.: Soil and the intensification of agriculture for global food security, *Environ Int*, 132, 105078, 2019.
- 605 Lal, R.: Global soil erosion by water and carbon dynamics, in: *Soils and Global Change*, edited by: Lal, R., Kimble, J. M., Levine, E., and Stewart, B. A., CRC/Lewis, Boca Raton, Florida, 131-141, 1995.
- Lal, R.: Soil management and restoration for C sequestration to mitigate the accelerated greenhouse effect, *Progress in Environmental Science*, 1, 307-326, 1999.
- Lal, R.: World cropland soils as a source or sink for atmospheric carbon, *Adv Agron*, 71, 145-191, 2001.
- 610 Lal, R.: Digging deeper: A holistic perspective of factors affecting soil organic carbon sequestration in agroecosystems, *Glob Change Biol*, 24, 3285-3301, <https://doi.org/10.1111/gcb.14054>, 2018.
- Lal, R., Monger, C., Nave, L., and Smith, P.: The role of soil in regulation of climate, *Philosophical Transactions of the Royal Society B: Biological Sciences*, 376, 20210084, [10.1098/rstb.2021.0084](https://doi.org/10.1098/rstb.2021.0084), 2021.
- Langeveld, J. W. A., Dixon, J., van Keulen, H., and Quist-Wessel, P. M. F.: Analyzing the effect of biofuel expansion on land use in major producing countries: evidence of increased multiple cropping, *Biofuels Bioprod Biorefining*, 8, 49-58, [10.1002/bbb.1432](https://doi.org/10.1002/bbb.1432), 2013.
- 615 Lehmann, J. and Kleber, M.: The contentious nature of soil organic matter, *Nature*, 528, 60-68, [10.1038/nature16069](https://doi.org/10.1038/nature16069), 2015.
- Minasny, B., Malone, B. P., McBratney, A. B., Angers, D. A., Arrouays, D., Chambers, A., Chaplot, V., Chen, Z.-S., Cheng, K., Das, B. S., Field, D. J., Gimona, A., Hedley, C. B., Hong, S. Y., Mandal, B., Marchant, B. P., Martin, M., McConkey, B. G., Mulder, V. L., O'Rourke, S., Richer-de-Forges, A. C., Odeh, I., Padarian, J., Paustian, K., Pan, G., Poggio, L., Savin, I., Stolbovoy, V., Stockmann, U., Sulaeman, Y., Tsui, C.-C., Vågen, T.-G., van Wesemael, B., and Winowiecki, L.: Soil carbon 4 per mille, *Geoderma*, 292, 59-86, [10.1016/j.geoderma.2017.01.002](https://doi.org/10.1016/j.geoderma.2017.01.002), 2017.
- 620

- Murty, D., Kirschbaum, M. U. F., McMurtrie, R. E., and McGilvray, H.: Does conversion of forest to agricultural land change soil carbon and nitrogen? A review of the literature, *Glob Change Biol*, 8, 105-123, 10.1046/j.1354-1013.2001.00459.x, 2002.
- 625 Nikolaisen, M., Cornulier, T., Hillier, J., Smith, P., Albanito, F., and Nayak, D.: Methane emissions from rice paddies globally: A quantitative statistical review of controlling variables and modelling of emission factors, *Journal of Cleaner Production*, 409, 137245, <https://doi.org/10.1016/j.jclepro.2023.137245>, 2023.
- Nkonya, E., von Braun, J., Mirzabaev, A., Le, Q. B., Kwon, H.-Y., and Kirui, O.: Concepts and methods of global assessment of the economics of land degradation and improvement, in: *Economics of Land Degradation and Improvement – A Global Assessment for Sustainable Development*, edited by: Nkonya, E., Mirzabaev, A., and von Braun, J., Springer International Publishing, Cham, 15-32, 10.1007/978-3-319-19168-3\_2, 2016.
- 630 Oertel, C., Matschullat, J., Zurba, K., Zimmermann, F., and Erasmi, S.: Greenhouse gas emissions from soils—A review, *Geochemistry*, 76, 327-352, <https://doi.org/10.1016/j.chemer.2016.04.002>, 2016.
- 635 Padarian, J., Minasny, B., McBratney, A., and Smith, P.: Soil carbon sequestration potential in global croplands, *PeerJ*, 10, e13740, 10.7717/peerj.13740, 2022.
- Paustian, K., Lehmann, J., Ogle, S., Reay, D., Robertson, G. P., and Smith, P.: Climate-smart soils, *Nature*, 532, 49, 10.1038/nature17174, 2016.
- Pretty, J. and Bharucha, Z. P.: Sustainable intensification in agricultural systems, *Ann Bot*, 114, 1571-1596, 640 10.1093/aob/mcu205, 2014.
- Pretty, J., Benton, T. G., Bharucha, Z. P., Dicks, L. V., Flora, C. B., Godfray, H. C. J., Goulson, D., Hartley, S., Lampkin, N., Morris, C., Pierzynski, G., Prasad, P. V. V., Reganold, J., Rockström, J., Smith, P., Thorne, P., and Wratten, S.: Global assessment of agricultural system redesign for sustainable intensification, *Nature Sustainability*, 1, 441-446, 10.1038/s41893-018-0114-0, 2018.
- 645 Rittel, H. W. J. and Webber, M. M.: Dilemmas in a general theory of planning, *Policy Sciences*, 4, 155-169, 10.1007/BF01405730, 1973.
- Robertson, G. P., Paul, E. A., and Harwood, R. R.: Greenhouse gases in intensive agriculture: Contributions of individual gases to the radiative forcing of the atmosphere, *Science*, 289, 1922-1925, doi:10.1126/science.289.5486.1922, 2000.
- 650 Sanderman, J., Hengl, T., and Fiske, G. J.: Soil carbon debt of 12,000 years of human land use, *PNAS*, 114, 9575-9580, 10.1073/pnas.1706103114, 2017.
- Saunio, M., Stavert, A. R., Poulter, B., Bousquet, P., Canadell, J. G., Jackson, R. B., Raymond, P. A., Dlugokencky, E. J., Houweling, S., Patra, P. K., Ciais, P., Arora, V. K., Bastviken, D., Bergamaschi, P., Blake, D. R., Brailsford, G., Bruhwiler, L., Carlson, K. M., Carrol, M., Castaldi, S., Chandra, N., Crevoisier, C., Crill, P. M., Covey, K., Curry, C. L., Etiope, G., Frankenberg, C., Gedney, N., Hegglin, M. I., Höglund-Isaksson, L., Hugelius, G., Ishizawa, M., Ito, A., Janssens-Maenhout, G., Jensen, K. M., Joos, F., Kleinen, T., Krummel, P. B., Langenfelds, R. L., Laruelle, G. G., Liu, L., Machida, T., Maksyutov, S., McDonald, K. C., McNorton, J., Miller, P. A., Melton, J. R., Morino, I., Müller, J., Murguia-Flores, F., Naik, V., Niwa, Y., Noce, S., O'Doherty, S., Parker, R. J., Peng, C., Peng, S., Peters, G. P., Prigent, C., Prinn, R., Ramonet, M., Regnier, P., Riley, W. J., Rosentretter, J. A., Segers, A., Simpson, I. J., Shi, H., Smith, S. J., Steele, L. P., Thornton, B. F., Tian, H., Tohjima, Y., Tubiello, F. N., Tsuruta, A., Viovy, N., Voulgarakis, A., Weber, T. S., van Weele, M., van der Werf, G. R., Weiss, R. F., Worthy, D., Wunch, D., Yin, Y., Yoshida, Y., Zhang, W., Zhang, Z., Zhao, Y., Zheng, B., Zhu, Q., Zhu, Q., and Zhuang, Q.: The global methane budget 2000–2017, *Earth Syst Sci Data*, 12, 1561-1623, 10.5194/essd-12-1561-2020, 2020.
- 665 Schuur, E. A. G., McGuire, A. D., Schädel, C., Grosse, G., Harden, J. W., Hayes, D. J., Hugelius, G., Koven, C. D., Kuhry, P., Lawrence, D. M., Natali, S. M., Olefeldt, D., Romanovsky, V. E., Schaefer, K., Turetsky, M. R., Treat, C. C.,

- and Vonk, J. E.: Climate change and the permafrost carbon feedback, *Nature*, 520, 171-179, 10.1038/nature14338, 2015.
- 670 Schuur, E. A. G., Abbott, B. W., Bowden, W. B., Brovkin, V., Camill, P., Canadell, J. G., Chanton, J. P., Chapin, F. S., Christensen, T. R., Ciais, P., Crosby, B. T., Czimczik, C. I., Grosse, G., Harden, J., Hayes, D. J., Hugelius, G., Jastrow, J. D., Jones, J. B., Kleinen, T., Koven, C. D., Krinner, G., Kuhry, P., Lawrence, D. M., McGuire, A. D., Natali, S. M., O'Donnell, J. A., Ping, C. L., Riley, W. J., Rinke, A., Romanovsky, V. E., Sannel, A. B. K., Schädel, C., Schaefer, K., Sky, J., Subin, Z. M., Tarnocai, C., Turetsky, M. R., Waldrop, M. P., Walter Anthony, K. M., Wickland, K. P., Wilson, C. J., and Zimov, S. A.: Expert assessment of vulnerability of permafrost carbon to climate change, *Clim Change*, 119, 359-374, 10.1007/s10584-013-0730-7, 2013.
- 675 Smith, P.: Soils and climate change, *Current Opinion in Environmental Sustainability*, 4, 539-544, <https://doi.org/10.1016/j.cosust.2012.06.005>, 2012.
- Smith, P., Reay, D., and Smith, J.: Agricultural methane emissions and the potential for mitigation, *Philosophical Transactions of the Royal Society A: Mathematical, Physical and Engineering Sciences*, 379, 20200451, 10.1098/rsta.2020.0451, 2021.
- 680 Smith, P., Martino, D., Cai, Z., Gwary, D., Janzen, H., Kumar, P., McCarl, B., Ogle, S., O'Mara, F., Rice, C., Scholes, B., Sirotenko, O., Howden, M., McAllister, T., Pan, G., Romanenko, V., Schneider, U., Towprayoon, S., Wattenbach, M., and Smith, J.: Greenhouse gas mitigation in agriculture, *Philosophical Transactions of the Royal Society B: Biological Sciences*, 363, 789-813, 10.1098/rstb.2007.2184, 2008.
- Smith, P., Calvin, K., Nkem, J., Campbell, D., Cherubini, F., Grassi, G., Korotkov, V., Le Hoang, A., Lwasa, S., McElwee, P., Nkonya, E., Saigusa, N., Soussana, J.-F., Taboada, M. A., Manning, F. C., Nampanzira, D., Arias-Navarro, C., Vizzarri, M., House, J., Roe, S., Cowie, A., Rounsevell, M., and Arneeth, A.: Which practices co-deliver food security, climate change mitigation and adaptation, and combat land degradation and desertification?, *Glob Change Biol*, 26, 1532-1575, <https://doi.org/10.1111/gcb.14878>, 2020.
- 685 Snyder, C. S., Davidson, E. A., Smith, P., and Venterea, R. T.: Agriculture: sustainable crop and animal production to help mitigate nitrous oxide emissions, *Current Opinion in Environmental Sustainability*, 9-10, 46-54, <https://doi.org/10.1016/j.cosust.2014.07.005>, 2014.
- Souza, R., Yin, J., and Calabrese, S.: Optimal drainage timing for mitigating methane emissions from rice paddy fields, *Geoderma*, 394, 114986, <https://doi.org/10.1016/j.geoderma.2021.114986>, 2021.
- 695 Steffen, W., Richardson, K., Rockström, J., Cornell, S. E., Fetzer, I., Bennett, E. M., Biggs, R., Carpenter, S. R., de Vries, W., de Wit, C. A., Folke, C., Gerten, D., Heinke, J., Mace, G. M., Persson, L. M., Ramanathan, V., Reyers, B., and Sörlin, S.: Planetary boundaries: Guiding human development on a changing planet, *Science*, 347, 1259855, 10.1126/science.1259855, 2015.
- Stewart, W. M., Dibb, D. W., Johnston, A. E., and Smyth, T. J.: The contribution of commercial fertilizer nutrients to food production, *Agron J*, 97, 1-6, 10.2134/agronj2005.0001, 2005.
- 700 Sulman, B. N., Shevliakova, E., Brzostek, E. R., Kivlin, S. N., Malyshev, S., Menge, D. N. L., and Zhang, X.: Diverse mycorrhizal associations enhance terrestrial C storage in a global model, *Global Biogeochem Cy*, 33, 501-523, <https://doi.org/10.1029/2018GB005973>, 2019.
- Syakila, A. and Kroeze, C.: The global nitrous oxide budget revisited, *Greenhouse Gas Measurement and Management*, 1, 17-26, 10.3763/ghgmm.2010.0007, 2011.
- 705 Tian, H., Yang, J., Xu, R., Lu, C., Canadell, J. G., Davidson, E. A., Jackson, R. B., Arneeth, A., Chang, J., Ciais, P., Gerber, S., Ito, A., Joos, F., Lienert, S., Messina, P., Olin, S., Pan, S., Peng, C., Saikawa, E., Thompson, R. L., Vuichard, N., Winiwarter, W., Zaehle, S., and Zhang, B.: Global soil nitrous oxide emissions since the preindustrial era

estimated by an ensemble of terrestrial biosphere models: Magnitude, attribution, and uncertainty, *Glob Change Biol*, 25, 640-659, 10.1111/gcb.14514, 2019.

- 710 Tian, H., Xu, R., Canadell, J. G., Thompson, R. L., Winiwarter, W., Suntharalingam, P., Davidson, E. A., Ciais, P., Jackson, R. B., Janssens-Maenhout, G., Prather, M. J., Regnier, P., Pan, N., Pan, S., Peters, G. P., Shi, H., Tubiello, F. N., Zaehle, S., Zhou, F., Arneeth, A., Battaglia, G., Berthet, S., Bopp, L., Bouwman, A. F., Buitenhuis, E. T., Chang, J., Chipperfield, M. P., Dangal, S. R. S., Dlugokencky, E., Elkins, J. W., Eyre, B. D., Fu, B., Hall, B., Ito, A., Joos, F., Krummel, P. B., Landolfi, A., Laruelle, G. G., Lauerwald, R., Li, W., Lienert, S., Maavara, T., MacLeod, M.,  
715 Millet, D. B., Olin, S., Patra, P. K., Prinn, R. G., Raymond, P. A., Ruiz, D. J., van der Werf, G. R., Vuichard, N., Wang, J., Weiss, R. F., Wells, K. C., Wilson, C., Yang, J., and Yao, Y.: A comprehensive quantification of global nitrous oxide sources and sinks, *Nature*, 586, 248-256, 10.1038/s41586-020-2780-0, 2020.
- van Vuuren, D. P., Stehfest, E., Gernaat, D. E. H. J., van den Berg, M., Bijl, D. L., de Boer, H. S., Daioglou, V., Doelman, J. C., Edelenbosch, O. Y., Harmsen, M., Hof, A. F., and van Sluisveld, M. A. E.: Alternative pathways to the 1.5 °C  
720 target reduce the need for negative emission technologies, *Nature Clim Change*, 8, 391-397, 10.1038/s41558-018-0119-8, 2018.
- Zhao, M., Cheng, C., Zhou, Y., Li, X., Shen, S., and Song, C.: A global dataset of annual urban extents (1992–2020) from harmonized nighttime lights, *Earth Syst Sci Data*, 14, 517-534, 10.5194/essd-14-517-2022, 2022.

725