

Phytoplankton adaptation to steady or changing environments affects marine ecosystem functioning

Isabell Hochfeld¹, Jana Hinners²

5

¹Institute of Marine Ecosystem and Fishery Science, Universität Hamburg, Palmaille 9, 22767 Hamburg, Germany
ORCID: 0000-0002-5705-0549

10 ²Helmholtz-Zentrum Hereon, Max-Planck-Straße 1, 21502 Geesthacht, Germany
ORCID: 0000-0002-5145-2539

Correspondence to: Isabell Hochfeld (isabell.hochfeld@uni-hamburg.de)

15

Abstract. Global warming poses a major threat to marine ecosystems, which fulfill important functions for humans and the climate. Ecosystem models are therefore increasingly used to estimate future changes in the functioning of marine ecosystems. However, projections differ notably between models. We propose that a major uncertainty factor in current models is that they ignore the high adaptive potential of phytoplankton, key players in marine ecosystems. Here, we use a 0-dimensional evolutionary ecosystem model to study how phytoplankton adaptation can affect estimates of future ecosystem-level changes. We found that phytoplankton adaptation can notably change simulated ecosystem dynamics, with the effect depending on environmental conditions. In a steady environment, adaptation allows for a more efficient use of resources, which enhances primary production and related ecosystem functions. In a warming environment, on the contrary, adaptation mitigates dominance changes among functionally different taxa and consequently leads to weaker changes in related ecosystem functions. Our results demonstrate that by neglecting phytoplankton adaptation, models may systematically overestimate future changes in the functioning of marine ecosystems. Future work can build on our results and include evolutionary processes into more complex model environments.

20
25
30

1 Introduction

Global warming leads to a rapid reorganization of marine ecosystems, which poses a major threat to their functioning (Pecl et al., 2017). Since changes in the functioning of marine ecosystems directly impact humans and even feed back on the climate, understanding them is crucial (Pecl et al., 2017; Prentice et al., 2015). Ecosystem models have proven a valuable tool

35

in this regard, but projections differ notably between models (Laufkötter et al., 2015, 2016). Current models largely ignore the high adaptive potential of phytoplankton (Laufkötter et al., 40 2015, 2016; Munkes et al., 2021), which are key players in marine ecosystems (Litchman et al., 2015). Here, we fill this gap by using an evolutionary ecosystem model to study the effect of phytoplankton adaptation to global warming on projected changes in ecosystem functioning. We apply the model to the Baltic Sea, which is impacted by above-average levels of multiple stressors (Reusch et al., 2018).

45 Marine ecosystems are of great importance for human societies. Primary production by phytoplankton contributes about half of global photosynthesis (Field et al., 1998) and drives the biological carbon pump, which involves the fixation and export of atmospheric carbon to the deep ocean (Basu and Mackey, 2018). Cyanobacteria, on the contrary, pose a threat to marine ecosystems due to their toxicity and ability to fix atmospheric nitrogen, which can shift the 50 nutrient balance towards eutrophication (Backer and McGillicuddy, 2006; Gustafsson et al., 2012, 2017; Schindler et al., 2008). Finally, marine food webs from phytoplankton at the base, via zooplankton as secondary producers, up to fish as top predators represent commercially relevant resources with great importance for coastal regions around the globe (Atkinson et al., 2004; Everson, 2000; Lomartire et al., 2021; Weatherdon et al., 2016).

55 As they form the basis of the marine food web and drive biogeochemical cycles, phytoplankton play a key role in the functioning of marine ecosystems. Climate change-related alterations in phytoplankton dynamics can therefore have far-reaching repercussions for marine ecosystem functioning. Phytoplankton respond to global warming by changing their phenology, which has led to an earlier and prolonged blooming season in the Baltic Sea, for example 60 (Wasmund et al., 2019). The resulting mismatches with higher trophic levels like zooplankton and fish alter food web structures and may eventually lead to ecosystem-level changes (Asch et al., 2019; Edwards and Richardson, 2004; Winder and Schindler, 2004a). In addition, warming and eutrophication promote harmful algal blooms, which pose a threat to animal and human health (Glibert et al., 2014; Gobler et al., 2017; Paerl et al., 2015). Since ecosystem- 65 level changes like these are expected to have a direct impact on human well-being and the climate (Pecl et al., 2017; Prentice et al., 2015), predicting them is of great importance.

Ecosystem models offer the possibility to assess future ecosystem-level changes. For example, ecosystem models can be integrated into global ocean circulation models to simulate future changes in net primary production on global scale, but models do not even agree on the 70 direction of change (Laufkötter et al., 2015). Similarly, regional models for the Baltic Sea

cannot agree on the future development of cyanobacteria blooms regarding timing, concentration, and nitrogen fixation (Hense et al., 2013; Meier et al., 2011; Neumann, 2010). These uncertainties can notably affect estimates of future ocean deoxygenation (Long et al., 2021), nutrient load (Reusch et al., 2018; Wasmund et al., 2001), and harmful algal bloom dynamics (Hallegraeff, 2010; Paerl et al., 2015). Since model projections form the base of political decision making (Intergovernmental Panel on Climate Change (IPCC), 2022; Meier et al., 2014), there is an urgent need to improve their informative value. A first step could be to identify the key processes that affect ecosystem functioning. One key process that is lacking in most ecosystem models is the evolutionary adaptation of phytoplankton.

80 Their large population sizes and short generation times allow phytoplankton to quickly adapt to environmental changes. Evolution experiments, observations, and resurrection experiments showed that phytoplankton adaptation can be relevant on perennial or even shorter time scales (Hattich et al., 2024; Irwin et al., 2015; Jin and Agustí, 2018). Due to the crucial role of phytoplankton in marine ecosystems, considering phytoplankton adaptation in models may notably alter projected changes in ecosystem functioning (Ward et al., 2019). Some ecosystem models have already considered evolutionary processes in phytoplankton, such as the natural selection from a diverse standing stock (Banas, 2011; Bruggeman and Kooijman, 2007; Dutkiewicz et al., 2020; Follows et al., 2007; Ward et al., 2012), the instantaneous acclimation of cellular resource allocation and metabolism (Kerimoglu et al., 2017; Smith et al., 2016a), or the evolutionary adaptation in the form of mutation and selection. Models including the latter, from here on called *evolutionary* ecosystem models, have been used as a strategy to reduce model complexity (Merico et al., 2009; Pahlow et al., 2008), to identify the drivers of phytoplankton diversity (Wirtz, 2013), or to study the spatial distribution and/or temporal evolution of different functional traits (Beckmann et al., 2019; Clark et al., 2011; Daines et al., 2014; Le Gland et al., 2021; Sauterey et al., 2017; Terseleer et al., 2014). Only a few evolutionary ecosystem models, however, have already addressed questions related to ecosystem functioning. For example, Smith et al. (2016b), Acevedo-Trejos et al. (2018), and Chen et al. (2019) studied trade-offs between phytoplankton size-diversity, productivity, and export production. Sauterey and Ward (2022) investigated drivers of phytoplankton C:N stoichiometry, which affects the efficiency of the biological carbon pump. Finally, Cherabier and Ferrière (2022) studied the effect of bacterial adaptation to global warming on the microbial loop and the resulting impact on primary production.

So far, however, no model has explicitly addressed the question of how phytoplankton adaptation to global warming could affect the functioning of a marine ecosystem. A first step
105 can be to estimate the effect of adaptation on warming-related changes in phytoplankton community composition. Different phytoplankton functional groups fulfill different functions in the ecosystem, for example, by contributing differently to the biological carbon pump (sinking speed), the nitrogen cycle (nitrogen fixation), and the energy transfer to higher trophic levels (food quality, susceptibility to predation) (Litchman et al., 2015). To our knowledge,
110 there is only one model to date that considers competition between multiple phytoplankton functional groups and their adaptation to global warming simultaneously (Hochfeld and Hinners, 2024). Using this model, Hochfeld and Hinners (2024) demonstrated that adaptation can significantly reduce simulated phytoplankton responses to global warming in terms of changes in bloom timing and relative taxa abundance. However, it has not been studied yet how
115 adaptation-related changes in phytoplankton responses may affect ecosystem functioning.

Here, we use the Hochfeld and Hinners (2024) model to estimate for the first time how phytoplankton adaptation may affect warming-related changes in different ecosystem functions, including primary production, secondary production, carbon export, nitrogen fixation, and resource use efficiency (RUE). We apply the model to the Baltic Sea, which is already impacted
120 by above-average levels of warming, nutrient load, and deoxygenation (Reusch et al., 2018). Due to the 0-dimensional setup of the model, we do not evaluate absolute changes in the above-mentioned ecosystem functions. Instead, we focus on how phytoplankton adaptation may change the future contribution of primary production to these ecosystem functions. Our study is a first step to improve model projections of ecosystem-level changes that future work can
125 build upon.

2 Materials and Methods

2.1 Model description

To study how phytoplankton adaptation to global warming may affect predicted changes in ecosystem functioning, we use the model from Hochfeld and Hinners (2024). A detailed
130 description of the model is available in Hochfeld and Hinners (2024) and the associated supplementary material. In summary, the model simulates the dynamics of phytoplankton, zooplankton, dissolved inorganic nitrogen, and dead organic matter (detritus) in a 0-dimensional framework (Fig. B1). Three different phytoplankton functional groups common to

135 the Baltic Sea are resolved, dinoflagellates, diatoms, and diazotrophic cyanobacteria. Each functional group is represented by a common taxon or by a complex of common taxa. For dinoflagellates and diatoms, the model simulates two cold-water species of the genera *Apocalathium* and *Thalassiosira*, respectively. For cyanobacteria, the model considers a complex that represents the dominant nitrogen-fixing genera in the Baltic Sea, *Nodularia*,
140 *Aphanizomenon*, and *Anabaena* (Karlsson et al., 2005; Stal et al., 2003). Like in other modeling studies (Hense and Beckmann, 2006; Hinners et al., 2015; Lee et al., 2018), cyanobacteria are assumed to be non-grazeable due to toxicity, while dinoflagellates and diatoms are equally grazed by zooplankton. To ensure an accurate representation of phytoplankton phenology under ongoing global warming, the model additionally resolves phytoplankton life cycle dynamics,
145 including growing and resting stages.

The key feature of the model is the flexibility in two temperature-dependent functional traits. The first flexible trait, the optimum temperature for growth, adapts through random mutations. Mutations occur during reproduction and lead to a randomized change in the optimum temperature, with small changes being much more likely than large changes. Cell size,
150 on the contrary, does not respond randomly to temperature but plastically, with the cell size decreasing linearly with increasing temperature (Atkinson et al., 2003). For further details on the implementation of mutations and plasticity, see Hochfeld and Hinners (2024). The model additionally considers that changes in cell size affect metabolic cell properties (Litchman et al., 2007; Marañón et al., 2013; Ward et al., 2017), which in turn determine the nitrogen-limited
155 growth rate (Grover, 1991). Since trait changes such as those described above affect individual cells, the model uses an agent-based approach after Beckmann et al. (2019) to simulate the dynamics of agents (super-individuals) with their individual phenotypic trait values. Zooplankton, dissolved inorganic nitrogen, and detritus, on the contrary, are represented by compartments, i.e., collections of cells or molecules described by their averaged properties and
160 their concentration.

2.2 Model modifications

We slightly extended the Hochfeld and Hinners (2024) model described above by adding the explicit calculation of different ecosystem functions, including carbon export, cyanobacterial
165 nitrogen fixation, and resource use efficiency (RUE).

We calculate carbon export from the carbon content of buried phytoplankton resting cells and the carbon that is exported through sinking of detritus. Detritus contains the dead phytoplankton and zooplankton cells, as well as the remains from unassimilated feeding. Following Ward et al. (2012), we divide detritus into dissolved inorganic matter (DOM) and particulate organic matter (POM) in a 50:50 ratio, with only POM being exported to deeper water layers. The distinction between POM and DOM represents a modification of the previous publication (Hochfeld and Hinners, 2024), in which we assumed that the entire detritus pool sinks. Since the sinking of detritus depends quadratically on the detritus concentration, we increased the original sinking rate by a factor of 4, from 0.097 d^{-1} to 0.388 d^{-1} , to keep the mass loss per time step similar to the original version of the model. The sinking rate represents the only parameter value that was changed in comparison to the version published in Hinners and Hochfeld (2024).

To determine the amount of fixed atmospheric nitrogen, we assume that all the fixed nitrogen is converted into biomass. Thus, we define nitrogen fixation as the biomass built up by the diazotrophic cyanobacteria life cycle stage during each time step.

Finally, following Ptacnik et al. (2008), we calculate resource use efficiency (RUE) as the ratio of phytoplankton biomass and dissolved inorganic nitrogen. Since the cyanobacteria in our model can fix atmospheric nitrogen, we use simulations without cyanobacteria to derive RUE. Hence, we only consider the RUE of dinoflagellates and diatoms. Both dinoflagellates and diatoms are grazed by zooplankton; to avoid grazing-related biases in RUE, we additionally exclude zooplankton from RUE simulations.

2.3 Model scenarios

To understand how the adaptation of phytoplankton to different environments affects model estimates of associated ecosystem functions, we evaluate four different model scenarios, which are adopted from Hochfeld and Hinners (2024) (Table 1). Since our simulations are affected by random processes, e.g., during mortality and mutation, we perform seven simulations for each scenario and average the output to ensure robust results. Each simulation is run over 100 years.

The first two model scenarios C (control) and CA (control and adaptation) represent control scenarios, which are forced with a steady seasonal temperature and irradiance forcing for present-day conditions in the Gulf of Finland. The two control scenarios C and CA serve as spin up for two global warming scenarios W (warming) and WA (warming and adaptation).

Global warming is simulated by adding a steady temperature increase of 0.3 °C per decade to the seasonal temperature forcing, which corresponds to the IPCC scenario SSP3-7.0 (Allan et al., 2021). While adaptation in the optimum temperature is disabled in C and W, it is enabled in CA and WA. In this way, we can study how the (in)ability of phytoplankton to adapt to their environment may affect ecosystem functioning.

Table 1: Overview of the four model scenarios that we evaluate in this article. All scenarios are adopted from Hochfeld and Hinners (2024). For each scenario, we run seven different simulations over 100 years and average the output to ensure robust results. *Control* represents a present-day seasonal temperature forcing for the Gulf of Finland. *Warming* adds a constant temperature increase of 0.3 °C per decade to the control forcing (IPCC scenario SSP3-7.0, Allan et al., 2021).

	No adaptation	Adaptation
Control	C	CA
Warming	W	WA

3 Results

3.1 Model validation

The simulated seasonal phytoplankton dynamics are described in detail in Hochfeld and Hinners (2024). In summary, the two control scenarios C and CA produce a spring bloom of dinoflagellates and diatoms, a summer bloom of cyanobacteria, and a second but weaker bloom of diatoms in autumn (Fig. B2). The simulated bloom succession agrees reasonably well with recent monitoring data from the Baltic Sea, despite slight differences in spring bloom timing (Hjerne et al., 2019). As discussed in Hochfeld and Hinners (2024), the simulated bloom succession is realistic for the focal phytoplankton taxa.

In contrast to phytoplankton, Hochfeld and Hinners (2024) did not validate the seasonal dynamics of zooplankton against monitoring data. Here, we find that zooplankton biomass peaks during phytoplankton spring bloom following the peak in phytoplankton biomass (Fig. B3); remember that the model simulates cyanobacteria as single summer-blooming phytoplankton taxon, which is assumed to be non-grazeable due to toxicity. Despite these simplifications in the model, the simulated seasonal pattern is indeed reasonable for some of the common zooplankton taxa in the Baltic Sea (Dutz et al., 2010; Feike et al., 2007).

3.2 Annual balances

The annual balances of our simulated ecosystem functions are shown in Fig. 1 for the last simulation year of all four model scenarios. Figure 1 reveals that phytoplankton produce ~10 times more biomass than zooplankton per year and hence dominate biomass production in our simulations. Primary production, in turn, is dominated by cyanobacteria, while dinoflagellates account for the smallest amount of primary production per year.

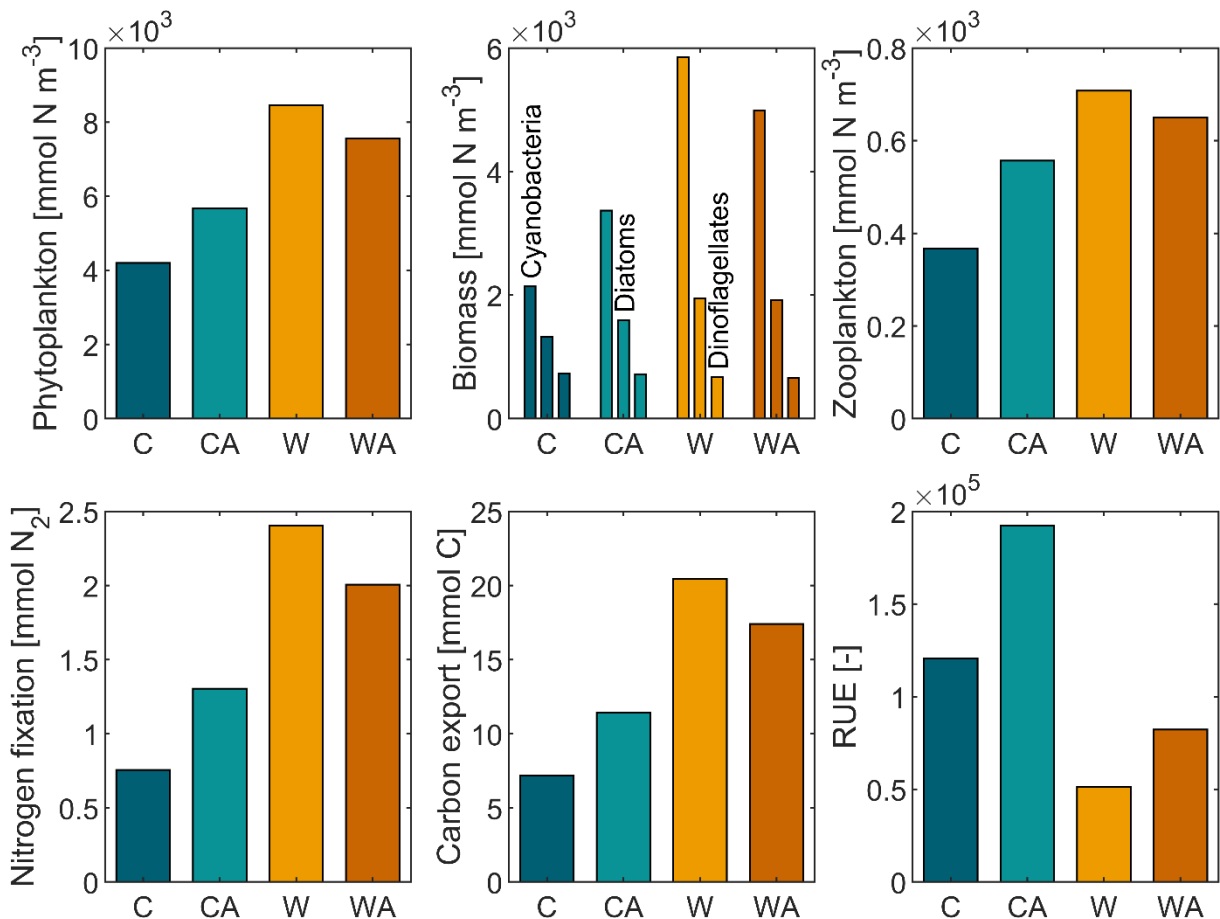


Figure 1: Annual balances of our simulated ecosystem functions for the last simulation year of the four model scenarios (C: control, CA: control and adaptation, W: warming, WA: warming and adaptation). For each scenario, annual balances were averaged from seven different simulations. The differences between the four scenarios are statistically significant at the 0.05 level, except for dinoflagellates in W and WA (Table A1).

Annual primary production, i.e., total phytoplankton biomass, increases under global warming, with the increase being more than halved if phytoplankton thermal adaptation is enabled. Under control conditions, on the contrary, total phytoplankton biomass is by ~35 % higher with thermal adaptation. The observed development of annual primary production is

predominantly driven by cyanobacteria and to a lesser extent by diatoms, while dinoflagellates show a contrasting development (Fig. B4). This finding is underlined by strong positive correlations between total phytoplankton biomass, cyanobacteria, and diatoms, while dinoflagellates correlate negatively with all three (Fig. 2). In all four model scenarios, total phytoplankton biomass correlates strongest with cyanobacteria ($0.98 \leq r \leq 1$) and weakest with dinoflagellates ($-0.73 \leq r \leq -0.07$).

Annual secondary production, i.e., zooplankton biomass, correlates positively with annual primary production. Under control conditions, correlation is strongest with diatoms, while under global warming, zooplankton biomass correlates strongest with total phytoplankton biomass. In addition, zooplankton biomass production is notably affected by phytoplankton adaptation. Under control conditions, zooplankton produce by ~52 % more biomass if phytoplankton can adapt. Under global warming, zooplankton biomass increases, with the increase being by ~73 % weaker when phytoplankton adaptation is enabled.

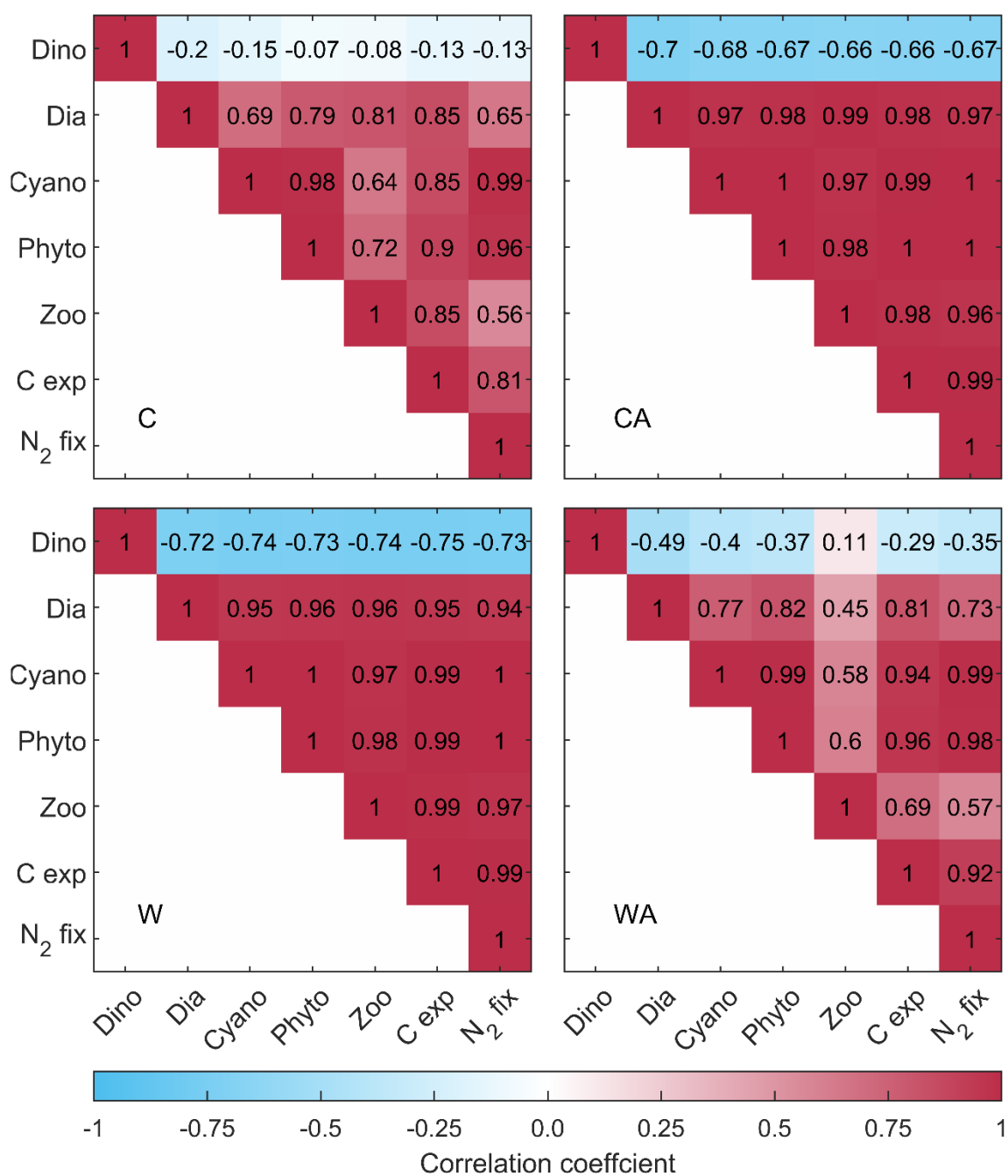
The annual amount of fixed atmospheric nitrogen mirrors the annual biomass of cyanobacteria, which is confirmed by a strong positive correlation in all four model scenarios with $r \geq 0.99$. Under control conditions, cyanobacteria fix ~72 % more nitrogen when adaptation is enabled. Global warming leads to an increase in nitrogen fixation by ~218 % in W and ~54 % in WA, respectively.

Carbon export correlates positively with both phytoplankton and zooplankton biomass, with the correlation being stronger with phytoplankton, which dominate biomass production ($r \geq 0.90$ vs. $r \geq 0.69$). Among phytoplankton, carbon export correlates strongest with cyanobacteria, which dominate primary production. In addition, carbon export is notably affected by phytoplankton adaptation. Under present-day conditions, carbon export is by ~59 % higher in CA than in C. Global warming leads to an increase in carbon export by ~184 % in W and ~52 % in WA, respectively.

Finally, resource use efficiency (RUE) decreases under global warming in our simulations, with the decrease being similar with and without phytoplankton adaptation (~57 % and ~58 %, respectively). Independent of the climate scenario, RUE is always higher if phytoplankton can adapt. Phytoplankton adaptation leads to an increase in RUE by ~59 % and ~61 % under control and warming conditions, respectively.

In conclusion, all ecosystem functions that we investigate in this study, except for dinoflagellates and RUE, show similar developments in the four model scenarios. This is

275 underlined by strong positive correlations, which are significant at the 0.05 level (Fig. B5). While RUE is excluded from correlations as it was derived from simulations without cyanobacteria and zooplankton, dinoflagellates correlate (mostly) negatively with all other ecosystem functions. Independent of their direction, all correlations notably change their strength between the four model scenarios. Under control conditions, correlations are stronger
 280 if phytoplankton adaptation is enabled. This pattern reverses under global warming, where correlations are weaker with adaptation. This weakening is particularly strong for zooplankton, for which the negative correlation with dinoflagellates turns slightly positive in WA.



285 **Figure 2:** Correlation matrices showing the correlation coefficients between the simulated ecosystem
functions for the four different model scenarios (C: control, CA: control and adaptation, W: warming,
WA: warming and adaptation). For C and CA, we calculated correlation coefficients using the annual
balances from the last 95 years of seven different simulations. For W and WA, however, we only used
290 the last 40 years to capture warming-related changes. All correlations shown here, except for those with
dinoflagellates, are significant at the 0.05 level according to a *t*-test (see Fig. B5). Please note that
resource use efficiency (RUE) is not included since we derived RUE from simulations without
cyanobacteria and zooplankton.

4 Discussion

295 In this study, we used an evolutionary ecosystem model to analyze how ecosystem functioning
may change in response to global warming, and how these changes may be affected by
phytoplankton adaptation. Our results show that warming-induced changes in primary
production and associated ecosystem functions are generally less pronounced if phytoplankton
adaptation is enabled. In addition, we found that most ecosystem functions are significantly
300 positively correlated, and that the strength of these correlations differs between model
scenarios.

4.1 Primary production

The model projects an increase in annual primary production in response to global warming.
305 This increase is predominantly driven by cyanobacteria, which are pre-adapted to high
temperatures (Collins and Boylen, 1982; Lehtimäki et al., 1997; Nalewajko and Murphy, 2001).
This finding agrees with observations showing a strong increase in Baltic Sea cyanobacteria
over the past decades (Suikkanen et al., 2007), as well as with a modeling study projecting
future increases in cyanobacteria biomass and primary production for several areas of the Baltic
310 Sea (Meier et al., 2011).

Our simulations further suggest that phytoplankton adaptation can lead to a weakened
increase in cyanobacteria biomass, and hence, primary production, under global warming. In
Hochfeld and Hinnert (2024), we discuss extensively how adaptation can influence the
competition between different phytoplankton groups. In summary, under steady temperature
315 conditions, adaptation leads to increased primary production across phytoplankton taxa due to
niche separation. Under global warming, the adaptation of spring-blooming diatoms to higher

temperatures leads to a stronger competition with the summer-blooming cyanobacteria, weakening the bloom of the latter. However, even when phytoplankton adaptation is taken into account, our simulations still suggest an increase in cyanobacteria biomass under global warming. A further increase in cyanobacteria in the future can have severe consequences for the ecosystem, for example, due to their toxicity for higher trophic levels (Chorus and Welker, 2021; Quesada et al., 2006; Repavich et al., 1990) and their ability to fix atmospheric nitrogen.

4.2 Nitrogen fixation

Our model results suggest a strong warming-related increase in nitrogen fixation in the future, which is a direct result of the projected increase in cyanobacterial summer biomass. Today, the Baltic Sea is already impacted by above-average levels of nutrient load (Reusch et al., 2018). For example, nitrogen-driven eutrophication turned the Baltic Sea into one of the most hypoxic ocean areas worldwide, with severe consequences for productivity, biodiversity, and biogeochemical cycling (Breitburg et al., 2018). In the future, global warming is expected to further increase the vulnerability of coastal systems to nutrient loading as harmful algal bloom events become more likely and pose an increasing threat to animal and human health (Glibert et al., 2014; Gobler et al., 2017; Paerl et al., 2015).

Since the 1970s, nutrient management strategies have been applied to the Baltic Sea catchment area, resulting in a reduction of anthropogenic nitrogen load by ~25 % (Reusch et al., 2018). At the same time, however, nitrogen load by fixation increased notably (Gustafsson et al., 2017). Model simulations demonstrated that the contribution of nitrogen fixation to the total nitrogen load to the Baltic Sea increased from almost 20 % in the 1980s to almost 35 % in the 2000s, so that the total nitrogen load decreased by only ~9 % (Gustafsson et al., 2017). For the future, our results suggest that the extent of nitrogen fixation in the Baltic Sea will further increase with rising temperatures. Even though this increase may be limited by adaptation and the resulting stronger competition between cyanobacteria and other phytoplankton taxa, higher temperatures will still have a positive effect on nitrogen fixation. Thus, the importance of nitrogen fixation for the nitrogen budget of the Baltic Sea will most likely continue to increase and further mitigate the success of nutrient management strategies. Therefore, nutrient management strategies urgently need to account for nitrogen load by fixation to be successful in the future. Since our projected increase in nitrogen fixation is significantly reduced if we consider phytoplankton adaptation, we strongly recommend that models used for assessment consider phytoplankton adaptation to realistically estimate future nitrogen load by fixation.

350 **4.3 Secondary production**

Our simulated changes in secondary production in response to global warming qualitatively agree with our simulated changes in total primary production. In our warming scenarios, both phytoplankton and zooplankton increase in abundance. A study by Richardson and Shoeman (2004) demonstrated that the abundance of herbivorous zooplankton significantly depends on their phytoplankton prey (bottom-up control), meaning that a warming-related increase in phytoplankton will most likely lead to an increase in zooplankton abundance. Like our findings regarding overall primary production and nitrogen fixation, we observe that the consideration of phytoplankton adaptation leads to a weakened increase in zooplankton biomass under global warming. These results indicate that future efforts to model ecosystems in terms of trophic transfer should consider phytoplankton adaptation as a crucial factor.

In addition, our simulations show a warming-related earlier bloom timing for phytoplankton and zooplankton, with the shift being stronger for zooplankton (Table A2). The resulting decrease in the time lag between primary producers and grazers stands in contrast to findings from other studies reporting a warming-related increase in time lag (Edwards and Richardson, 2004; Winder and Schindler, 2004a, b; Adrian et al., 2006).

However, observations revealed that some phytoplankton and zooplankton taxa indeed show synchronous shifts in bloom timing, for example diatoms and *Daphnia* (Adrian et al., 2006). Some studies even suggest a warming-related decrease in the time lag between phytoplankton and zooplankton (Aberle et al., 2012; Almén and Tamelander, 2020). Consequently, the reduced time lag produced by our model seems realistic for fast growing zooplankton taxa like *Daphnia*, which can quickly respond to phenological changes in their phytoplankton prey.

4.4 Carbon export

Our simulations project a warming-related increase in carbon export in the future, which is significantly reduced if phytoplankton adaptation is enabled. The projected changes in carbon export correlate notably with projected changes in biomass production, which are dominated by a strong increase in cyanobacterial summer biomass. In the Baltic Sea, cyanobacteria blooms have intensified over the last century of global warming (Finni et al., 2001), especially during the last decades (Suikkanen et al., 2007). This development is reflected by sediment records, which show a simultaneous increase in cyanobacteria pigments and carbon content during the

same period (Poutanen and Nikkilä, 2001). In the future, warming is expected to further increase summer primary production with a positive feedback on carbon export in several areas of the Baltic Sea (Tamelander et al., 2017).

385 The ocean is a major sink for atmospheric carbon; the biological carbon pump is of similar magnitude to current carbon emissions from fossil fuels (Giering et al., 2020). Our results demonstrate that phytoplankton adaptation can have a significant impact on the amount of carbon exported, and therefore needs to be taken into account for predictions of the global carbon cycle.

390

4.5 Resource use efficiency (RUE)

We furthermore analyzed how adaptation may influence RUE under global warming. Since we had to exclude nitrogen-fixing cyanobacteria and zooplankton grazing from RUE simulations, our assessments on potential effects of warming and adaptation on RUE are only valid for a
395 two-species ecosystem including dinoflagellates and diatoms. For this species configuration, we found that adaptation increases resource use efficiency under both control and warming conditions. For both climate scenarios, adaptation is driven by competition for nitrogen, allowing dinoflagellates and diatoms to use the available nitrogen optimally within their means.

RUE is lower under global warming than under control conditions, both with and
400 without adaptation. The warming-related decrease in RUE is predominantly driven by a fixed temperature-dependent life cycle trait of dinoflagellates (for details, see Hochfeld and Hinners, 2024), which terminates the dinoflagellate spring bloom at temperatures around 6°C and thus restricts dinoflagellate adaptation to the increasing temperatures. With adaptation, however, RUE is still higher than without, because diatoms are not restricted by their life cycle and can
405 therefore optimize their nitrogen uptake even under global warming.

Our simulations show that adaptation generally allows for a more efficient use of resources and thus higher RUE. Models that ignore adaptation may hence systematically underestimate RUE under both present-day and future conditions. In addition, our results demonstrate that future models should consider not only adaptation, but also possible species-
410 specific constraints on adaptation, such as life cycle dynamics.

4.6 Control factors and feedbacks in our model ecosystem

We found that all ecosystem functions are positively correlated in our simulations, except for dinoflagellate annual biomass (and RUE). Under control conditions, all correlations (regardless
415 of their direction) are stronger when phytoplankton adaptation is considered. Dinoflagellates and diatoms adapt to individual temperature niches to reduce competition for nitrogen, with the reduced competition between diatoms and cyanobacteria allowing for a stronger cyanobacterial summer bloom and hence increased nitrogen fixation (see Fig. B2 and Hochfeld and Hinners, 2024). Zooplankton peak during dinoflagellate spring bloom (Figs. B2 and B3), meaning that
420 dinoflagellates constitute the main food source for zooplankton. Hence, the stronger dinoflagellates grow due to increased nitrogen fixation, the more they are grazed by zooplankton. Thus, the increased cyanobacterial nitrogen fixation indirectly fuels zooplankton growth, while it directly fuels the growth of diatoms. The result is an overall increase in biomass production, which, in turn, increases carbon export. Dinoflagellates are the only losers in this
425 scenario due to the strong grazing pressure by zooplankton.

Under global warming, however, adaptation leads to an overall weakening of correlations, even though cyanobacteria are stronger than under control conditions. While diatoms benefit from the increased nitrogen fixation, grazing pressure on them increases, weakening the positive correlation with zooplankton. In addition, as demonstrated by Hochfeld
430 and Hinners (2024), the presence of cyanobacteria in summer restricts diatom adaptation to the increasing temperatures, causing a weaker positive correlation between diatoms and cyanobacteria. Due to the stronger grazing on diatoms, zooplankton are also less positively impacted by cyanobacteria. The weaker positive effect of cyanobacteria on diatoms and zooplankton is reflected in a slight weakening of the remaining positive correlations, and a
435 notable weakening of the negative correlations with dinoflagellates. Furthermore, the reduced relative grazing pressure on dinoflagellates reverses the negative correlation with zooplankton, meaning that an increase in zooplankton biomass no longer implies a decrease in dinoflagellate biomass.

To conclude, cyanobacteria are the most important control factor in our model
440 ecosystem, which is also confirmed by a principal component analysis (Fig. B6). First, cyanobacteria produce the highest amount of biomass per year. Second, due to their ability to fix atmospheric nitrogen, they directly control the biomass production of dinoflagellates and diatoms, and indirectly that of zooplankton. Cyanobacteria are therefore the main factor for carbon export in our simulations, which also agrees with observations as discussed above (see

445 Sect. 4.4). However, the interdependencies between cyanobacteria and the other taxa may
change depending on the climate scenario and the presence or absence of phytoplankton
adaptation. These results demonstrate that by neglecting adaptation, we may be missing
adaptation-related changes in taxa interactions, especially in changing environments, which can
affect the entire ecosystem and hence its functioning.

450

4.7 Model biases and outlook

In the following, we discuss the simplifications and assumptions of our model that may bias
our predicted changes in ecosystem functioning. Based on this discussion, we give suggestions
for future modeling studies on climate-related ecosystem changes.

455 First, our model lacks a quantitative validation against observational data. For the Baltic
Sea, phytoplankton observations at species level are sparse and insufficient in temporal
resolution and/or coverage to allow for an extensive quantitative model validation. Data that
provide sufficient temporal resolution and coverage are usually at functional group level and
thus show the signal of the focal species superimposed on the signal of other species from the
460 same functional group. Thus, such data are not suitable for a quantitative model validation, but
they can still narrow down the seasonality of the focal species and hence provide information
on qualitative differences between the model taxa. Here, we used data at functional group level
from Hjerne et al. (2019) to validate our ecosystem model qualitatively (Sect. 3.1 and Fig. B2).
Due to the lack of an extensive quantitative validation, however, we only evaluate our results
465 qualitatively and focus on identifying fundamental relationships between phytoplankton
adaptation and ecosystem functioning.

Second, simulation at species level may limit the generality of our results. Our projected
warming-related decrease in RUE, for example, results from a fixed temperature threshold in
the life cycle of the modelled dinoflagellate and hence only applies to the species configuration
470 in our model. We cannot make statements about future changes in RUE in other ecosystems
with a different set of species. Future work can build on our results and investigate RUE in
more complex ecosystems to make more general statements about future warming-related
changes. Nevertheless, we think that our simulated adaptation-related increase in RUE is robust
and independent of the species configuration in our model.

475 In addition to biases in phytoplankton, further biases may be introduced by our
simplistic representation of zooplankton. We assume that zooplankton grazing depends

exclusively on phytoplankton biomass and do not consider potential effects of irradiance and temperature. Moreover, we neglect both zooplankton life cycle dynamics and adaptation. Thus, the zooplankton in our model is entirely controlled by prey availability, which may be
480 reasonable for fast-growing taxa that were found to respond rapidly to changes in their phytoplankton prey (Adrian et al., 2006). However, our representation of zooplankton is inappropriate for simulating slow-growing taxa with longer and more complex life cycles (Adrian et al., 2006). Future work can build on our model and study how a more complex representation of zooplankton, including both fast- and slow-growing taxa, and higher trophic
485 levels may be affected by phytoplankton adaptation.

Finally, we use a 0-dimensional model setup, which may lead to biases in all predicted ecosystem functions, particularly in carbon export. For example, we cannot explicitly simulate physical processes in the ocean like vertical mixing, including seasonal and future changes in stratification and mixed layer depth. Multiple studies suggest a future increase in ocean surface
490 stratification, which may reduce vertical nutrient fluxes and hence affect primary production, marine food web dynamics, and carbon export (Capotondi et al., 2012; Hordoir and Meier, 2012; Sallée et al., 2021). Thus, our projected increase in primary production might not be repeated if our model accounted for future decreases in nutrient supply in a more stratified system. However, an increase in primary production indeed seems likely under current
495 anthropogenic nutrient loads for several areas of the Baltic Sea, as predicted by a 3D coupled biogeochemical-physical model (Meier et al., 2011). Considering carbon export specifically, other crucial processes like gravitational particle sinking and fragmentation are only included implicitly in our model, while we neglect vertical migration of zooplankton and nekton (Henson et al., 2022). In addition, in semi-enclosed ecosystems like the Baltic Sea, carbon export is not
500 predominantly fueled by phytoplankton primary production but also by benthic primary production and riverine and terrestrial inputs (Goñi et al., 2000; Renaud et al., 2015; Tallberg and Heiskanen, 1998). Since these key processes (and maybe others) are lacking in our model, we cannot interpret our results as projections of future carbon export. Instead, we interpret them as projections of the future contribution of primary production to carbon export.

505

5 Conclusions

Our study demonstrates that phytoplankton adaptation affects simulated ecosystem functions through bottom-up control. The effect of phytoplankton adaptation on simulated ecosystem functions depends on environmental conditions.

510 In a steady environment, phytoplankton adaptation allows for a more efficient use of resources through niche separation, which, in turn, increases primary production. An increase in primary production may enhance secondary production, nitrogen fixation, and carbon export, and maybe even other ecosystem functions not included in this study. Thus, by neglecting adaptation, models can systematically underestimate resource use efficiency in a steady
515 environment and hence ecosystem functions that are directly related to primary production. In a warming environment, however, adaptation has the opposite effect. With the ability to adapt to the increasing temperatures, non-pre-adapted taxa can mitigate the dominance of superior pre-adapted taxa. Since different taxa fulfill different functions in the ecosystem, weaker changes in their abundance lead to weaker changes in associated ecosystem functions. By
520 neglecting phytoplankton adaptation, models may therefore systematically underestimate the resilience of phytoplankton communities to environmental change, which may lead to a systematic overestimation of warming-induced changes in ecosystem functioning. Thus, to realistically simulate ecosystem functioning in both steady and changing environments, future models should not only consider multiple phytoplankton functional groups due to their different
525 roles in the ecosystem but also their potential to adapt to their environment.

Our study is a first step to improve model projections of future ecosystem-level changes. Future work can build on our results, for example by expanding on our model ecosystem to include multiple nutrients, a higher diversity of phytoplankton functional groups, a more complex representation of zooplankton, and higher trophic levels. Another next step would be
530 to couple our or a similar evolutionary ecosystem model to a 1D or 3D physical environment to allow for a more realistic representation of physically driven processes, e.g., biogeochemical cycling. The performance of such an evolutionary biogeochemical-physical model could then be tested against long-term evolutionary data (e.g., from sediment archives). Using such a validated model for climate projections could notably improve estimates of future ecosystem-
535 level changes.

Appendices

Appendix A

Supporting tables.

540

Table A1: Results of a series of t -tests comparing all model scenarios (C: control, CA: control and adaptation, W: warming, WA: warming and adaptation) with regard to annual balances. The table presents the value of the test statistic (t), the degrees of freedom (df), and the p -value (p). Please note that we used a paired-sample t -test when comparing control and warming simulations since these were performed pairwise, and a two-sample t -test otherwise.

545

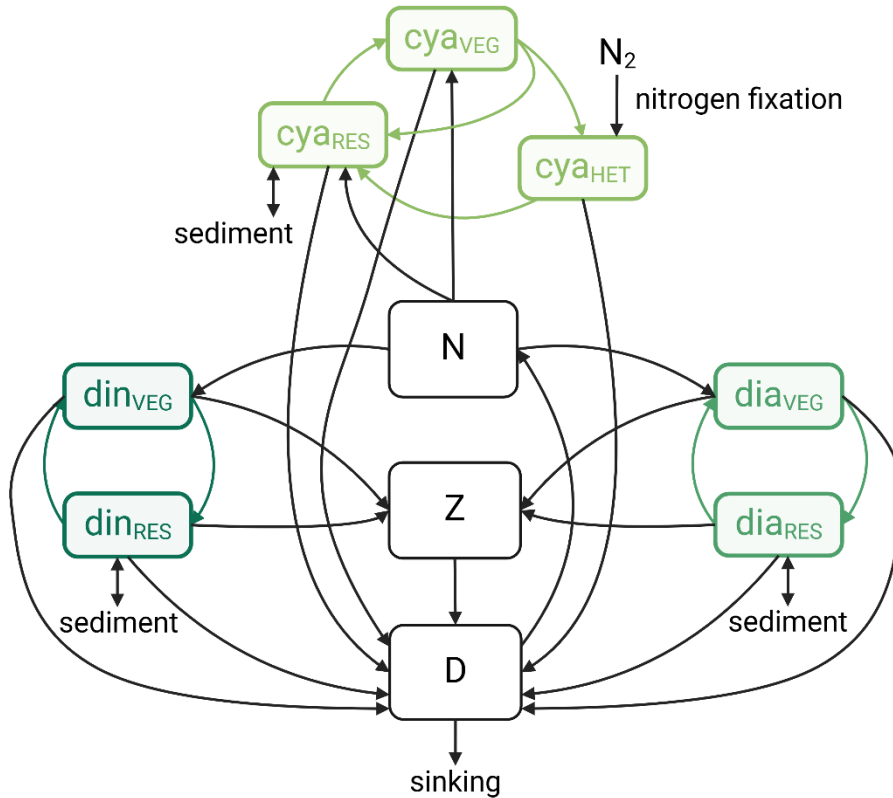
	Variable	<i>t</i>	df	<i>p</i>
CA vs. C	Dinoflagellates	2.1795	12	0.0499
	Diatoms	-7.7662	12	5.0873×10 ⁻⁶
	Cyanobacteria	-6.1108	12	5.2491×10 ⁻⁵
	Phytoplankton	-6.4065	12	3.3697×10 ⁻⁵
	Zooplankton	-9.1802	12	8.9508×10 ⁻⁷
	N ₂ fixation	-5.8068	12	8.3836×10 ⁻⁵
	Carbon export	-5.8882	12	7.3861×10 ⁻⁵
	RUE	-27.2736	12	3.6372×10 ⁻¹²
WA vs. W	Dinoflagellates	-1.9463	12	0.0754
	Diatoms	-3.0493	12	0.0101
	Cyanobacteria	-13.7101	12	1.0818×10 ⁻⁸
	Phytoplankton	-12.5522	12	2.9249×10 ⁻⁸
	Zooplankton	-7.3374	12	9.0067×10 ⁻⁶
	N ₂ fixation	-12.1507	12	4.2078×10 ⁻⁸
	Carbon export	-12.8997	12	2.1524×10 ⁻⁸
	RUE	25.0575	12	9.8930×10 ⁻¹²
W vs. C	Dinoflagellates	18.1062	6	1.8266×10 ⁻⁶
	Diatoms	-31.8063	6	6.4192×10 ⁻⁸
	Cyanobacteria	-99.4698	6	6.9577×10 ⁻¹¹
	Phytoplankton	-77.4443	6	3.1205×10 ⁻¹⁰
	Zooplankton	-39.0206	6	1.8926×10 ⁻⁸
	N ₂ fixation	-88.6053	6	1.3921×10 ⁻¹⁰
	Carbon export	-77.9701	6	2.9965×10 ⁻¹⁰
	RUE	48.8723	6	4.9211×10 ⁻⁹
WA vs. CA	Dinoflagellates	9.4959	6	7.7730×10 ⁻⁵
	Diatoms	-12.3243	6	1.7400×10 ⁻⁵
	Cyanobacteria	-8.9350	6	1.0966×10 ⁻⁴
	Phytoplankton	-9.0959	6	9.9165×10 ⁻⁵
	Zooplankton	-5.2772	6	0.0019
	N ₂ fixation	-8.2710	6	1.6905×10 ⁻⁴
	Carbon export	-9.3836	6	8.3152×10 ⁻⁵
	RUE	62.3327	6	1.1462×10 ⁻⁹

Table A2: Average timing of phytoplankton and zooplankton blooms in spring, as well as the time lag between phytoplankton and zooplankton for the two control scenarios C (control) and CA (control and adaptation), along with the associated standard deviations. Also shown are the corresponding average warming-related changes in W (warming), and WA (warming and adaptation), including propagated errors. For each scenario, we calculated average values from the last simulation year of seven different simulations.

	C	CA	W	WA
Phytoplankton timing [d]	89.5 ± 1.2	78.5 ± 0.7	-8.2 ± 1.6	-1.9 ± 1.0
Zooplankton timing [d]	102.4 ± 2.0	86.5 ± 2.4	-16.9 ± 2.3	-5.5 ± 2.6
Time lag [d]	12.9 ± 2.4	8.0 ± 2.5	-8.7 ± 2.8	-3.5 ± 2.8

Appendix B

Supporting figures.



555

Figure B1: Components of the Hochfeld and Hinners (2024) ecosystem model including compartments for dissolved inorganic nitrogen (N), detritus (D), and zooplankton (Z), along with agent-based life cycles of dinoflagellates (din), diatoms (dia), and cyanobacteria (cya). Each life cycle is represented by a resting stage (RES) and a vegetative growing stage (vegetative cells, VEG). For cyanobacteria, the model simulates a second, nitrogen-fixing growing stage (vegetative cells with heterocysts, HET). The figure additionally shows the nitrogen fluxes between the different ecosystem components, and the sinks and sources of nitrogen (sinking of detritus, burial of phytoplankton resting cells and resuspension of phytoplankton resting cells, cyanobacterial nitrogen fixation). The figure was adapted from Hochfeld and Hinners (2024) and created with BioRender.com.

565

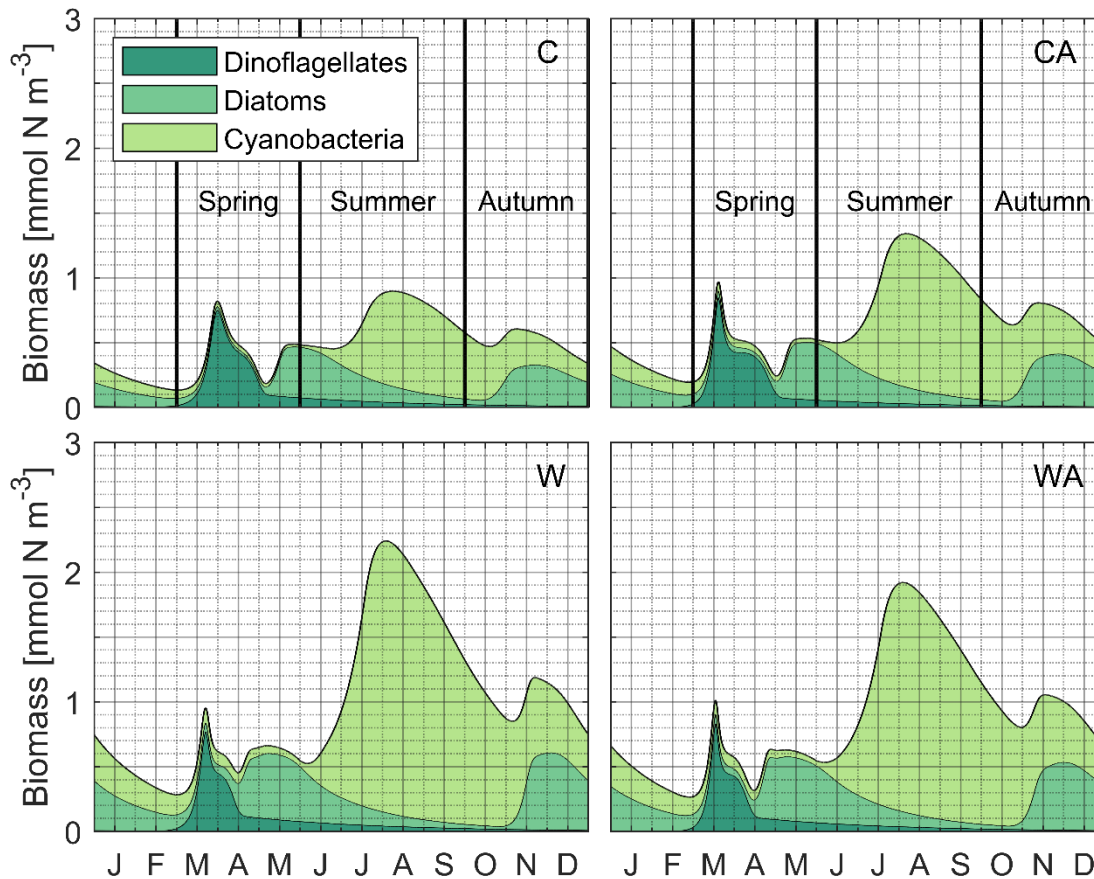


Figure B2: Accumulated phytoplankton biomass during the last simulation year of the four different model scenarios (C: control, CA: control and adaptation, W: warming, WA: warming and adaptation).

570 For each scenario, the output of seven different simulations was averaged. The colors indicate the share of dinoflagellates, diatoms, and cyanobacteria in the total phytoplankton biomass. In the two control scenarios, black vertical lines show the observed timing of the Baltic Sea spring bloom, the cyanobacterial summer bloom, and the diatom autumn bloom (Hjerne et al., 2019, bloom periods were derived from Fig. 2C). Please note that the accumulated phytoplankton biomass shown in this figure

575 includes both growing and resting stages integrated over the entire water column due to the 0-dimensional model setup, while the monitoring data by Hjerne et al. (2019) only cover the first 20 m. Thus, the figure most likely overestimates resting stage biomass compared to the monitoring data, meaning that the simulated biomass peak(s) of a taxon are most relevant for model validation, rather than the general presence of the taxon.

580

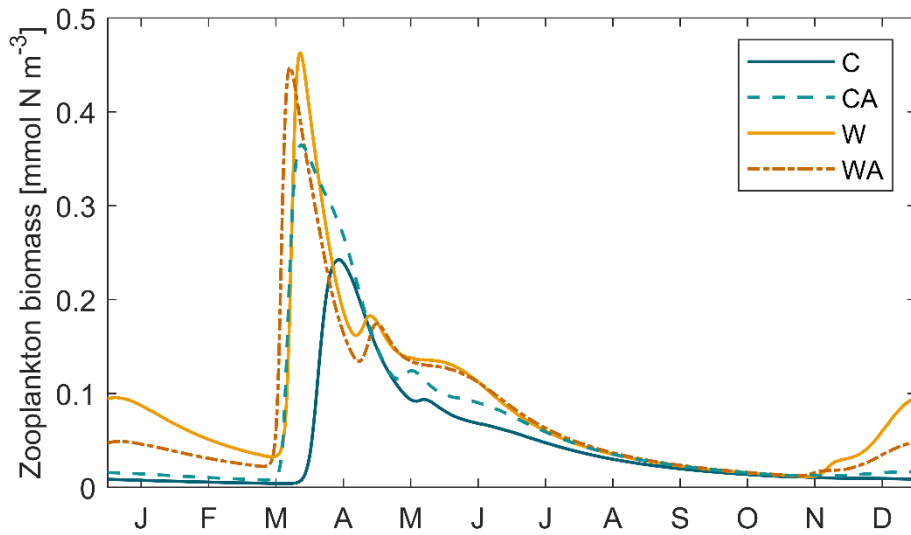


Figure B3: Zooplankton biomass during the last simulation year of the four different model scenarios (C: control, CA: control and adaptation, W: warming, WA: warming and adaptation). For each scenario, we averaged the output of seven different simulations.

585

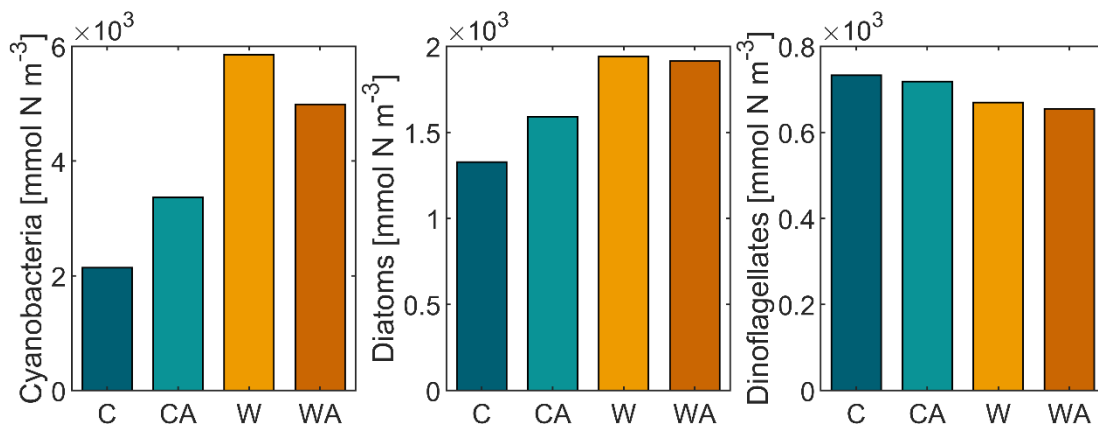
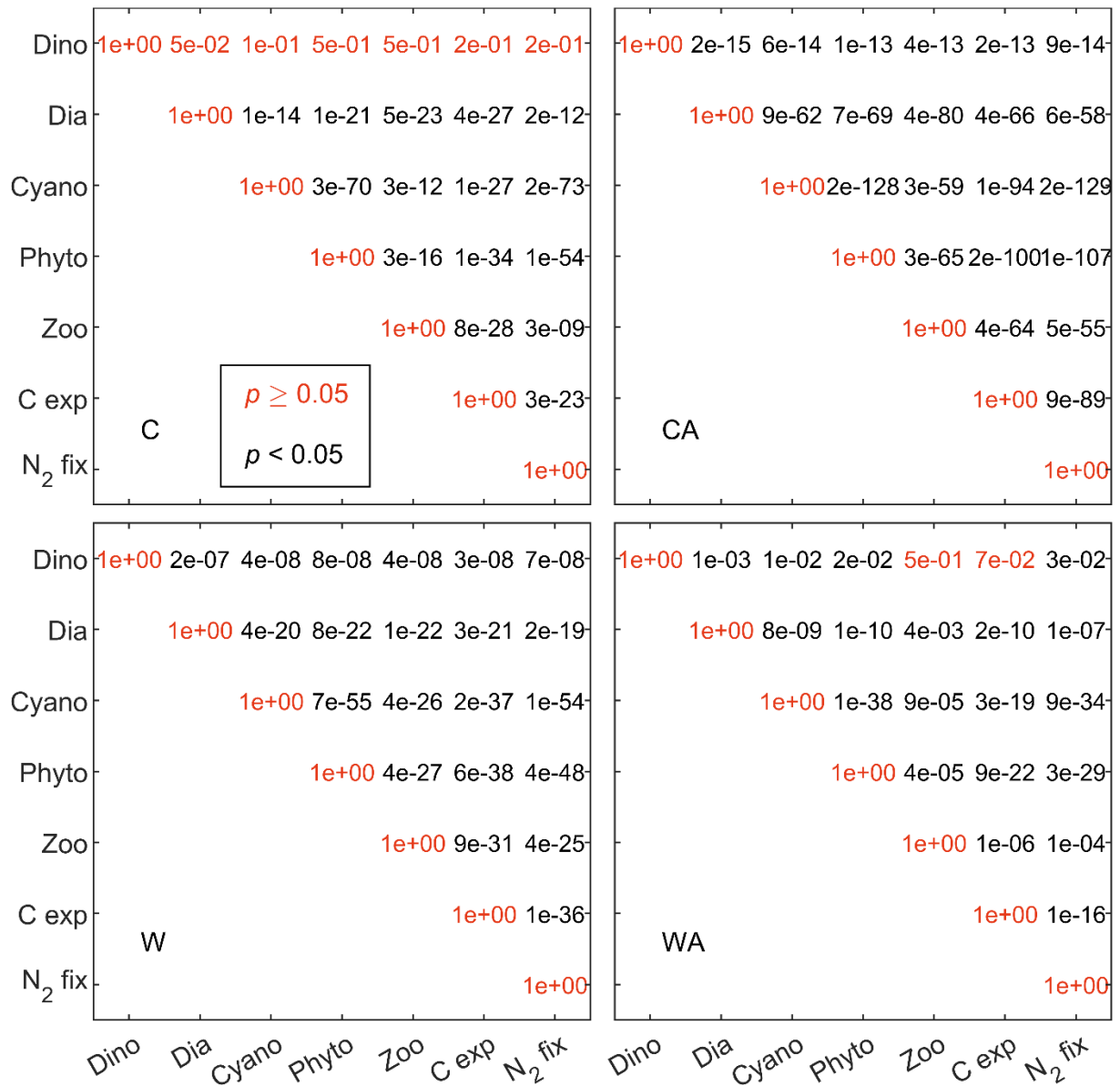
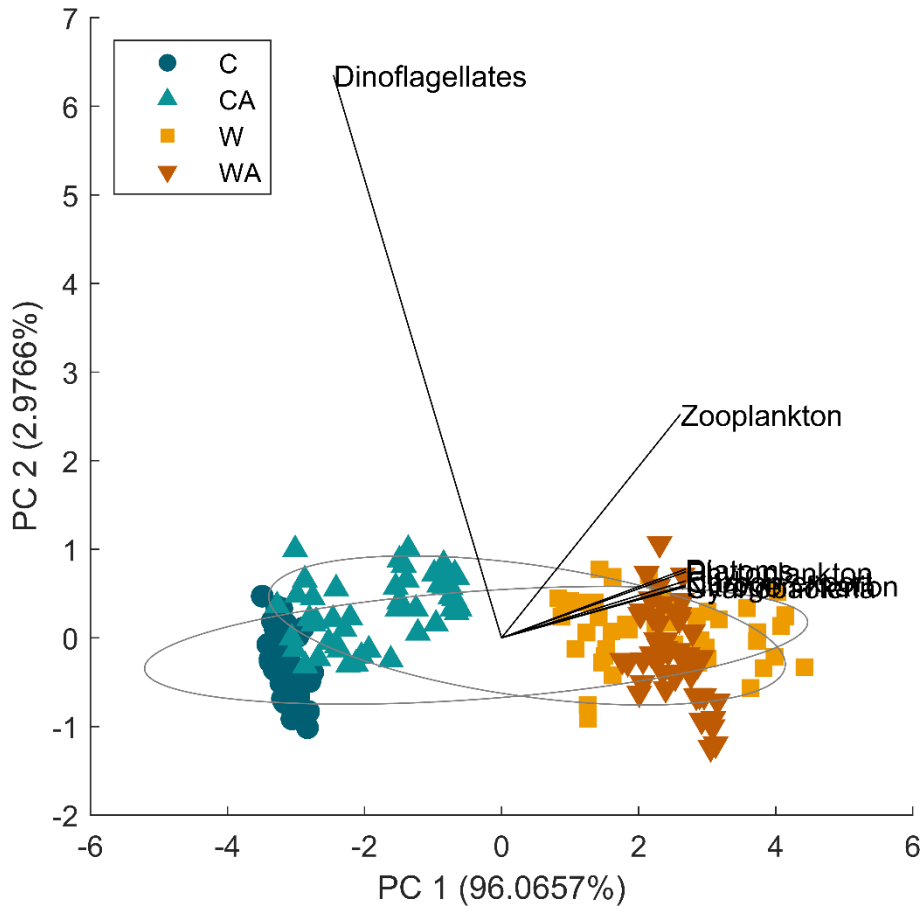


Figure B4: Annual balances of cyanobacteria, diatoms, and dinoflagellates for the four different model scenarios (C: control, CA: control and adaptation, W: warming, WA: warming adaption).



590 **Figure B5:** Matrices showing the p -values for the correlations in Fig. 2 (Sect. 3.2). Model scenario abbreviations: C: control, CA: control and adaptation, W: warming, WA: warming and adaptation. Black numbers indicate that the corresponding correlations are statistically significant at the 0.05 level, while orange numbers indicate the opposite.



595

Figure B6: Results for a principal component analysis (PCA). The PCA shows that most variability in our model ecosystem can be explained by the first principal component (PC 1), which is associated with all model variables that are positively impacted by cyanobacteria. Zooplankton and especially dinoflagellates can be clearly identified as outliers.

600

Code availability

The model code and the scripts for evaluating the model output and creating the figures are available on GitHub at <https://github.com/Isabell-Hochfeld/Adaptive-Phytoplankton-Community-Model>, last access: April 23, 2024) and on Zenodo at <https://zenodo.org/doi/10.5281/zenodo.10693812> (version 1.1.0, Hochfeld, 2024). All code is written in MATLAB (version R2022a).

605

Author contribution

JH and IH designed the study. IH modified the model, performed the model simulations, and analyzed the model output. Both authors contributed to writing the manuscript.

610

Competing Interests

The authors declare that they have no conflict of interest.

Acknowledgements

615 We would like to thank the editorial board of Biogeosciences and two anonymous reviewers for their constructive feedback on our manuscript. Funding was provided through the project PhytoArk (K314/2020) funded by the Leibniz Association.

References

620 Aberle, N., Bauer, B., Lewandowska, A., Gaedke, U., and Sommer, U.: Warming induces shifts in microzooplankton phenology and reduces time-lags between phytoplankton and protozoan production, *Mar Biol*, 159, 2441–2453, <https://doi.org/10.1007/s00227-012-1947-0>, 2012.

Acevedo-Trejos, E., Marañón, E., and Merico, A.: Phytoplankton size diversity and ecosystem
625 function relationships across oceanic regions, *Proceedings of the Royal Society B: Biological Sciences*, 285, 20180621, <https://doi.org/10.1098/rspb.2018.0621>, 2018.

Adrian, R., Wilhelm, S., and Gerten, D.: Life-history traits of lake plankton species may govern their phenological response to climate warming, *Global Change Biology*, 12, 652–661, <https://doi.org/10.1111/j.1365-2486.2006.01125.x>, 2006.

630 Allan, R. P., Cassou, C., Chen, D., Cherchi, A., Connors, L., Doblas-Reyes, F. J., Douville, H., Driouech, F., Edwards, T. L., Fischer, E., Flato, G. M., Forster, P., AchutaRao, K. M., Adhikary, B., Aldrian, E., and Armour, K.: Summary for Policymakers, IPCC, 2021.

Almén, A.-K. and Tamelander, T.: Temperature-related timing of the spring bloom and match
635 between phytoplankton and zooplankton, *Marine Biology Research*, 16, 674–682, <https://doi.org/10.1080/17451000.2020.1846201>, 2020.

Asch, R. G., Stock, C. A., and Sarmiento, J. L.: Climate change impacts on mismatches between phytoplankton blooms and fish spawning phenology, *Global Change Biology*, 25, 2544–2559, <https://doi.org/10.1111/gcb.14650>, 2019.

- Atkinson, A., Siegel, V., Pakhomov, E., and Rothery, P.: Long-term decline in krill stock and
640 increase in salps within the Southern Ocean, *Nature*, 432, 100–103,
<https://doi.org/10.1038/nature02996>, 2004.
- Atkinson, D., Ciotti, B. J., and Montagnes, D. J. S.: Protists decrease in size linearly with
temperature: ca. 2.5% °C⁻¹, *Proceedings of the Royal Society of London. Series B:
Biological Sciences*, 270, 2605–2611, <https://doi.org/10.1098/rspb.2003.2538>, 2003.
- 645 Backer, L. C. and McGillicuddy, D. J.: Harmful Algal Blooms: At the Interface Between
Coastal Oceanography and Human Health, *Oceanography (Wash D C)*, 19, 94–106,
<https://doi.org/10.5670/oceanog.2006.72>, 2006.
- Banas, N. S.: Adding complex trophic interactions to a size-spectral plankton model:
Emergent diversity patterns and limits on predictability, *Ecological Modelling*, 222, 2663–
650 2675, <https://doi.org/10.1016/j.ecolmodel.2011.05.018>, 2011.
- Basu, S. and Mackey, K. R. M.: Phytoplankton as Key Mediators of the Biological Carbon
Pump: Their Responses to a Changing Climate, *Sustainability*, 10, 869,
<https://doi.org/10.3390/su10030869>, 2018.
- Beckmann, A., Schaum, C.-E., and Hense, I.: Phytoplankton adaptation in ecosystem models,
655 *Journal of Theoretical Biology*, 468, 60–71, <https://doi.org/10.1016/j.jtbi.2019.01.041>, 2019.
- Breitburg, D., Levin, L. A., Oschlies, A., Grégoire, M., Chavez, F. P., Conley, D. J., Garçon,
V., Gilbert, D., Gutiérrez, D., Isensee, K., Jacinto, G. S., Limburg, K. E., Montes, I., Naqvi, S.
W. A., Pitcher, G. C., Rabalais, N. N., Roman, M. R., Rose, K. A., Seibel, B. A., Telszewski,
M., Yasuhara, M., and Zhang, J.: Declining oxygen in the global ocean and coastal waters,
660 *Science*, 359, eaam7240, <https://doi.org/10.1126/science.aam7240>, 2018.
- Bruggeman, J. and Kooijman, S. A. L. M.: A biodiversity-inspired approach to aquatic
ecosystem modeling, *Limnology and Oceanography*, 52, 1533–1544,
<https://doi.org/10.4319/lo.2007.52.4.1533>, 2007.
- Capotondi, A., Alexander, M. A., Bond, N. A., Curchitser, E. N., and Scott, J. D.: Enhanced
665 upper ocean stratification with climate change in the CMIP3 models, *Journal of Geophysical
Research: Oceans*, 117, <https://doi.org/10.1029/2011JC007409>, 2012.

- Chen, B., Smith, S. L., and Wirtz, K. W.: Effect of phytoplankton size diversity on primary productivity in the North Pacific: trait distributions under environmental variability, *Ecology Letters*, 22, 56–66, <https://doi.org/10.1111/ele.13167>, 2019.
- 670 Cherabier, P. and Ferrière, R.: Eco-evolutionary responses of the microbial loop to surface ocean warming and consequences for primary production, *ISME J*, 16, 1130–1139, <https://doi.org/10.1038/s41396-021-01166-8>, 2022.
- Chorus, I. and Welker, M. (Eds.): *Toxic Cyanobacteria in Water: A Guide to Their Public Health Consequences, Monitoring and Management*, Taylor & Francis,
- 675 <https://doi.org/10.1201/9781003081449>, 2021.
- Clark, J. R., Daines, S. J., Lenton, T. M., Watson, A. J., and Williams, H. T. P.: Individual-based modelling of adaptation in marine microbial populations using genetically defined physiological parameters, *Ecological Modelling*, 222, 3823–3837, <https://doi.org/10.1016/j.ecolmodel.2011.10.001>, 2011.
- 680 Collins, C. D. and Boylen, C. W.: Physiological Responses of *Anabaena Variabilis* (cyanophyceae) to Instantaneous Exposure to Various Combinations of Light Intensity and Temperature¹, *Journal of Phycology*, 18, 206–211, <https://doi.org/10.1111/j.1529-8817.1982.tb03175.x>, 1982.
- Daines, S. J., Clark, J. R., and Lenton, T. M.: Multiple environmental controls on
- 685 phytoplankton growth strategies determine adaptive responses of the N : P ratio, *Ecology Letters*, 17, 414–425, <https://doi.org/10.1111/ele.12239>, 2014.
- Dutkiewicz, S., Cermeno, P., Jahn, O., Follows, M. J., Hickman, A. E., Taniguchi, D. A. A., and Ward, B. A.: Dimensions of marine phytoplankton diversity, *Biogeosciences*, 17, 609–634, <https://doi.org/10.5194/bg-17-609-2020>, 2020.
- 690 Dutz, J., Mohrholz, V., and Beusekom, J. E. E. van: Life cycle and spring phenology of *Temora longicornis* in the Baltic Sea, *Marine Ecology Progress Series*, 406, 223–238, <https://doi.org/10.3354/meps08545>, 2010.
- Edwards, M. and Richardson, A. J.: Impact of climate change on marine pelagic phenology and trophic mismatch, *Nature*, 430, 881–884, <https://doi.org/10.1038/nature02808>, 2004.
- 695 Everson, I.: *Krill: Biology, Ecology, and Fisheries*, Blackwell Science, 372 pp., 2000.

- Feike, M., Heerkloss, R., Rieling, T., and Schubert, H.: Studies on the zooplankton community of a shallow lagoon of the Southern Baltic Sea: long-term trends, seasonal changes, and relations with physical and chemical parameters, *Hydrobiologia*, 577, 95–106, <https://doi.org/10.1007/s10750-006-0420-9>, 2007.
- 700 Fenchel, T.: Marine Plankton Food Chains, *Annual Review of Ecology and Systematics*, 19, 19–38, <https://doi.org/10.1146/annurev.es.19.110188.000315>, 1988.
- Field, C. B., Behrenfeld, M. J., Randerson, J. T., and Falkowski, P.: Primary Production of the Biosphere: Integrating Terrestrial and Oceanic Components, *Science*, 281, 237–240, <https://doi.org/10.1126/science.281.5374.237>, 1998.
- 705 Finni, T., Kononen, K., Olsonen, R., and Wallström, K.: The History of Cyanobacterial Blooms in the Baltic Sea, *ambi*, 30, 172–178, <https://doi.org/10.1579/0044-7447-30.4.172>, 2001.
- Follows, M. J., Dutkiewicz, S., Grant, S., and Chisholm, S. W.: Emergent Biogeography of Microbial Communities in a Model Ocean, *Science*, 315, 1843–1846, <https://doi.org/10.1126/science.1138544>, 2007.
- 710 Giering, S. L. C., Cavan, E. L., Basedow, S. L., Briggs, N., Burd, A. B., Darroch, L. J., Guidi, L., Irisson, J.-O., Iversen, M. H., Kiko, R., Lindsay, D., Marcolin, C. R., McDonnell, A. M. P., Möller, K. O., Passow, U., Thomalla, S., Trull, T. W., and Waite, A. M.: Sinking Organic Particles in the Ocean—Flux Estimates From in situ Optical Devices, *Front. Mar. Sci.*, 6, <https://doi.org/10.3389/fmars.2019.00834>, 2020.
- 715 Glibert, P. M., Icarus Allen, J., Artioli, Y., Beusen, A., Bouwman, L., Harle, J., Holmes, R., and Holt, J.: Vulnerability of coastal ecosystems to changes in harmful algal bloom distribution in response to climate change: projections based on model analysis, *Global Change Biology*, 20, 3845–3858, <https://doi.org/10.1111/gcb.12662>, 2014.
- 720 Gobler, C. J., Doherty, O. M., Hattenrath-Lehmann, T. K., Griffith, A. W., Kang, Y., and Litaker, R. W.: Ocean warming since 1982 has expanded the niche of toxic algal blooms in the North Atlantic and North Pacific oceans, *Proceedings of the National Academy of Sciences*, 114, 4975–4980, <https://doi.org/10.1073/pnas.1619575114>, 2017.

- 725 Goñi, M. A., Yunker, M. B., Macdonald, R. W., and Eglinton, T. I.: Distribution and sources of organic biomarkers in arctic sediments from the Mackenzie River and Beaufort Shelf, *Marine Chemistry*, 71, 23–51, [https://doi.org/10.1016/S0304-4203\(00\)00037-2](https://doi.org/10.1016/S0304-4203(00)00037-2), 2000.
- Grover, J. P.: Resource Competition in a Variable Environment: Phytoplankton Growing According to the Variable-Internal-Stores Model, *The American Naturalist*, 138, 811–835, <https://doi.org/10.1086/285254>, 1991.
- 730 Gustafsson, B. G., Schenk, F., Blenckner, T., Eilola, K., Meier, H. E. M., Müller-Karulis, B., Neumann, T., Ruoho-Airola, T., Savchuk, O. P., and Zorita, E.: Reconstructing the Development of Baltic Sea Eutrophication 1850–2006, *AMBIO*, 41, 534–548, <https://doi.org/10.1007/s13280-012-0318-x>, 2012.
- 735 Gustafsson, E., Savchuk, O. P., Gustafsson, B. G., and Müller-Karulis, B.: Key processes in the coupled carbon, nitrogen, and phosphorus cycling of the Baltic Sea, *Biogeochemistry*, 134, 301–317, <https://doi.org/10.1007/s10533-017-0361-6>, 2017.
- Hallegraeff, G. M.: Ocean Climate Change, Phytoplankton Community Responses, and Harmful Algal Blooms: A Formidable Predictive Challenge¹, *Journal of Phycology*, 46, 220–235, <https://doi.org/10.1111/j.1529-8817.2010.00815.x>, 2010.
- 740 Hattich, G. S. I., Jokinen, S., Sildever, S., Gareis, M., Heikkinen, J., Junghardt, N., Segovia, M., Machado, M., and Sjöqvist, C.: Temperature optima of a natural diatom population increases as global warming proceeds, *Nat. Clim. Chang.*, 1–8, <https://doi.org/10.1038/s41558-024-01981-9>, 2024.
- 745 Hense, I.: Regulative feedback mechanisms in cyanobacteria-driven systems: a model study, *Marine Ecology Progress Series*, 339, 41–47, <https://doi.org/10.3354/meps339041>, 2007.
- Hense, I. and Beckmann, A.: Towards a model of cyanobacteria life cycle—effects of growing and resting stages on bloom formation of N₂-fixing species, *Ecological Modelling*, 195, 205–218, <https://doi.org/10.1016/j.ecolmodel.2005.11.018>, 2006.
- 750 Hense, I., Meier, H. E. M., and Sonntag, S.: Projected climate change impact on Baltic Sea cyanobacteria, *Climatic Change*, 119, 391–406, <https://doi.org/10.1007/s10584-013-0702-y>, 2013.

- Henson, S. A., Laufkötter, C., Leung, S., Giering, S. L. C., Palevsky, H. I., and Cavan, E. L.: Uncertain response of ocean biological carbon export in a changing world, *Nat. Geosci.*, 15, 248–254, <https://doi.org/10.1038/s41561-022-00927-0>, 2022.
- 755 Hinners, J., Hofmeister, R., and Hense, I.: Modeling the Role of pH on Baltic Sea Cyanobacteria, *Life*, 5, 1204–1217, <https://doi.org/10.3390/life5021204>, 2015.
- Hjerne, O., Hajdu, S., Larsson, U., Downing, A. S., and Winder, M.: Climate Driven Changes in Timing, Composition and Magnitude of the Baltic Sea Phytoplankton Spring Bloom, *Frontiers in Marine Science*, 6, 2019.
- 760 Hochfeld, I.: Adaptive Phytoplankton Community Model (version 1.1.0), , Zenodo, 2024.
- Hochfeld, I. and Hinners, J.: Evolutionary adaptation to steady or changing environments affects competitive outcomes in marine phytoplankton, *Limnology and Oceanography*, 69, 1172–1186, <https://doi.org/10.1002/lno.12559>, 2024.
- 765 Hordoir, R. and Meier, H. E. M.: Effect of climate change on the thermal stratification of the baltic sea: a sensitivity experiment, *Clim Dyn*, 38, 1703–1713, <https://doi.org/10.1007/s00382-011-1036-y>, 2012.
- Hutchins, D. A. and Fu, F.: Microorganisms and ocean global change, *Nat Microbiol*, 2, 1–11, <https://doi.org/10.1038/nmicrobiol.2017.58>, 2017.
- 770 Intergovernmental Panel on Climate Change (IPCC): Climate Change 2022 – Impacts, Adaptation and Vulnerability: Working Group II Contribution to the Sixth Assessment Report of the Intergovernmental Panel on Climate Change, 1st ed., Cambridge University Press, <https://doi.org/10.1017/9781009325844>, 2022.
- 775 Irwin, A. J., Finkel, Z. V., Müller-Karger, F. E., and Troccoli Ghinaglia, L.: Phytoplankton adapt to changing ocean environments, *Proceedings of the National Academy of Sciences*, 112, 5762–5766, <https://doi.org/10.1073/pnas.1414752112>, 2015.
- Jin, P. and Agustí, S.: Fast adaptation of tropical diatoms to increased warming with trade-offs, *Sci Rep*, 8, 17771, <https://doi.org/10.1038/s41598-018-36091-y>, 2018.

- 780 Karlsson, K. M., Kankaanpää, H., Huttunen, M., and Meriluoto, J.: First observation of microcystin-LR in pelagic cyanobacterial blooms in the northern Baltic Sea, *Harmful Algae*, 4, 163–166, <https://doi.org/10.1016/j.hal.2004.02.002>, 2005.
- Kerimoglu, O., Hofmeister, R., Maerz, J., Riethmüller, R., and Wirtz, K. W.: The acclimative biogeochemical model of the southern North Sea, *Biogeosciences*, 14, 4499–4531, <https://doi.org/10.5194/bg-14-4499-2017>, 2017.
- 785 Laufkötter, C., Vogt, M., Gruber, N., Aita-Noguchi, M., Aumont, O., Bopp, L., Buitenhuis, E., Doney, S. C., Dunne, J., Hashioka, T., Hauck, J., Hirata, T., John, J., Le Quéré, C., Lima, I. D., Nakano, H., Seferian, R., Totterdell, I., Vichi, M., and Völker, C.: Drivers and uncertainties of future global marine primary production in marine ecosystem models, *Biogeosciences*, 12, 6955–6984, <https://doi.org/10.5194/bg-12-6955-2015>, 2015.
- 790 Laufkötter, C., Vogt, M., Gruber, N., Aumont, O., Bopp, L., Doney, S. C., Dunne, J. P., Hauck, J., John, J. G., Lima, I. D., Seferian, R., and Völker, C.: Projected decreases in future marine export production: the role of the carbon flux through the upper ocean ecosystem, *Biogeosciences*, 13, 4023–4047, <https://doi.org/10.5194/bg-13-4023-2016>, 2016.
- 795 Le Gland, G., Vallina, S. M., Smith, S. L., and Cermeño, P.: SPEAD 1.0 – Simulating Plankton Evolution with Adaptive Dynamics in a two-trait continuous fitness landscape applied to the Sargasso Sea, *Geoscientific Model Development*, 14, 1949–1985, <https://doi.org/10.5194/gmd-14-1949-2021>, 2021.
- Lee, S., Hofmeister, R., and Hense, I.: The role of life cycle processes on phytoplankton spring bloom composition: a modelling study applied to the Gulf of Finland, *Journal of Marine Systems*, 178, 75–85, <https://doi.org/10.1016/j.jmarsys.2017.10.010>, 2018.
- 800 Lehtimäki, J., Moisander, P., Sivonen, K., and Kononen, K.: Growth, nitrogen fixation, and nodularin production by two baltic sea cyanobacteria, *Applied and Environmental Microbiology*, 63, 1647–1656, <https://doi.org/10.1128/aem.63.5.1647-1656.1997>, 1997.
- 805 Litchman, E., Klausmeier, C. A., Schofield, O. M., and Falkowski, P. G.: The role of functional traits and trade-offs in structuring phytoplankton communities: scaling from cellular to ecosystem level, *Ecology Letters*, 10, 1170–1181, <https://doi.org/10.1111/j.1461-0248.2007.01117.x>, 2007.

- Litchman, E., de Tezanos Pinto, P., Edwards, K. F., Klausmeier, C. A., Kremer, C. T., and Thomas, M. K.: Global biogeochemical impacts of phytoplankton: a trait-based perspective, *Journal of Ecology*, 103, 1384–1396, <https://doi.org/10.1111/1365-2745.12438>, 2015.
- 810 Lomartire, S., Marques, J. C., and Gonçalves, A. M. M.: The key role of zooplankton in ecosystem services: A perspective of interaction between zooplankton and fish recruitment, *Ecological Indicators*, 129, 107867, <https://doi.org/10.1016/j.ecolind.2021.107867>, 2021.
- Long, A. M., Jurgensen, S. K., Petchel, A. R., Savoie, E. R., and Brum, J. R.: Microbial Ecology of Oxygen Minimum Zones Amidst Ocean Deoxygenation, *Front Microbiol*, 12, 748961, <https://doi.org/10.3389/fmicb.2021.748961>, 2021.
- 815 Marañón, E., Cermeño, P., López-Sandoval, D. C., Rodríguez-Ramos, T., Sobrino, C., Huete-Ortega, M., Blanco, J. M., and Rodríguez, J.: Unimodal size scaling of phytoplankton growth and the size dependence of nutrient uptake and use, *Ecology Letters*, 16, 371–379, <https://doi.org/10.1111/ele.12052>, 2013.
- 820 Meier, H. E. M., Eilola, K., and Almroth, E.: Climate-related changes in marine ecosystems simulated with a 3-dimensional coupled physical-biogeochemical model of the Baltic Sea, *Climate Research*, 48, 31–55, <https://doi.org/10.3354/cr00968>, 2011.
- Meier, H. E. M., Andersson, H. C., Arheimer, B., Donnelly, C., Eilola, K., Gustafsson, B. G., Kotwicki, L., Neset, T.-S., Niiranen, S., Piwowarczyk, J., Savchuk, O. P., Schenk, F., 825 Węśławski, J. M., and Zorita, E.: Ensemble Modeling of the Baltic Sea Ecosystem to Provide Scenarios for Management, *AMBIO*, 43, 37–48, <https://doi.org/10.1007/s13280-013-0475-6>, 2014.
- Merico, A., Bruggeman, J., and Wirtz, K.: A trait-based approach for downscaling complexity in plankton ecosystem models, *Ecological Modelling*, 220, 3001–3010, 830 <https://doi.org/10.1016/j.ecolmodel.2009.05.005>, 2009.
- Munkes, B., Löptien, U., and Dietze, H.: Cyanobacteria blooms in the Baltic Sea: a review of models and facts, *Biogeosciences*, 18, 2347–2378, <https://doi.org/10.5194/bg-18-2347-2021>, 2021.

- 835 Nalewajko, C. and Murphy, T. P.: Effects of temperature, and availability of nitrogen and phosphorus on the abundance of *Anabaena* and *Microcystis* in Lake Biwa, Japan: an experimental approach, *Limnology*, 2, 45–48, <https://doi.org/10.1007/s102010170015>, 2001.
- Neumann, T.: Climate-change effects on the Baltic Sea ecosystem: A model study, *Journal of Marine Systems*, 81, 213–224, <https://doi.org/10.1016/j.jmarsys.2009.12.001>, 2010.
- 840 Paerl, H. W., Xu, H., Hall, N. S., Rossignol, K. L., Joyner, A. R., Zhu, G., and Qin, B.: Nutrient limitation dynamics examined on a multi-annual scale in Lake Taihu, China: implications for controlling eutrophication and harmful algal blooms, *Journal of Freshwater Ecology*, 30, 5–24, <https://doi.org/10.1080/02705060.2014.994047>, 2015.
- 845 Pahlow, M., Vézina, A. F., Casault, B., Maass, H., Malloch, L., Wright, D. G., and Lu, Y.: Adaptive model of plankton dynamics for the North Atlantic, *Progress in Oceanography*, 76, 151–191, <https://doi.org/10.1016/j.pocean.2007.11.001>, 2008.
- 850 Pecl, G. T., Araújo, M. B., Bell, J. D., Blanchard, J., Bonebrake, T. C., Chen, I.-C., Clark, T. D., Colwell, R. K., Danielsen, F., Evengård, B., Falconi, L., Ferrier, S., Frusher, S., Garcia, R. A., Griffis, R. B., Hobday, A. J., Janion-Scheepers, C., Jarzyna, M. A., Jennings, S., Lenoir, J., Linnetved, H. I., Martin, V. Y., McCormack, P. C., McDonald, J., Mitchell, N. J., Mustonen, T., Pandolfi, J. M., Pettorelli, N., Popova, E., Robinson, S. A., Scheffers, B. R., Shaw, J. D., Sorte, C. J. B., Strugnell, J. M., Sunday, J. M., Tuanmu, M.-N., Vergés, A., Villanueva, C., Wernberg, T., Wapstra, E., and Williams, S. E.: Biodiversity redistribution under climate change: Impacts on ecosystems and human well-being, *Science*, 355, eaai9214, <https://doi.org/10.1126/science.aai9214>, 2017.
- 855 Poutanen, E.-L. and Nikkilä, K.: Carotenoid Pigments as Tracers of Cyanobacterial Blooms in Recent and Post-glacial Sediments of the Baltic Sea, *ambi*, 30, 179–183, <https://doi.org/10.1579/0044-7447-30.4.179>, 2001.
- Prentice, I. C., Williams, S., and Friedlingstein, P.: Biosphere feedbacks and climate change, Grantham Institute Briefing paper no. 12, Imperial College London, 1–19, 2015.
- 860 Ptacnik, R., Solimini, A. G., Andersen, T., Tamminen, T., Brettum, P., Lepistö, L., Willén, E., and Rekolainen, S.: Diversity predicts stability and resource use efficiency in natural phytoplankton communities, *Proceedings of the National Academy of Sciences*, 105, 5134–5138, <https://doi.org/10.1073/pnas.0708328105>, 2008.

865 Quesada, A., Moreno, E., Carrasco, D., Paniagua, T., Wormer, L., Hoyos, C. de, and Sukenik,
A.: Toxicity of *Aphanizomenon ovalisporum* (Cyanobacteria) in a Spanish water reservoir,
European Journal of Phycology, 41, 39–45, <https://doi.org/10.1080/09670260500480926>,
2006.

870 Renaud, P. E., Løkken, T. S., Jørgensen, L. L., Berge, J., and Johnson, B. J.: Macroalgal
detritus and food-web subsidies along an Arctic fjord depth-gradient, *Frontiers in Marine
Science*, 2, 2015.

Repavich, W. M., Sonzogni, W. C., Standridge, J. H., Wedepohl, R. E., and Meisner, L. F.:
Cyanobacteria (blue-green algae) in wisconsin waters: acute and chronic toxicity, *Water
Research*, 24, 225–231, [https://doi.org/10.1016/0043-1354\(90\)90107-H](https://doi.org/10.1016/0043-1354(90)90107-H), 1990.

875 Reusch, T. B. H., Dierking, J., Andersson, H. C., Bonsdorff, E., Carstensen, J., Casini, M.,
Czajkowski, M., Hasler, B., Hinsby, K., Hyytiäinen, K., Johannesson, K., Jomaa, S.,
Jormalainen, V., Kuosa, H., Kurland, S., Laikre, L., MacKenzie, B. R., Margonski, P.,
Melzner, F., Oesterwind, D., Ojaveer, H., Refsgaard, J. C., Sandström, A., Schwarz, G.,
Tonderski, K., Winder, M., and Zandersen, M.: The Baltic Sea as a time machine for the
future coastal ocean, *Science Advances*, 4, eaar8195, <https://doi.org/10.1126/sciadv.aar8195>,
880 2018.

Richardson, A. J. and Schoeman, D. S.: Climate Impact on Plankton Ecosystems in the
Northeast Atlantic, *Science*, 305, 1609–1612, <https://doi.org/10.1126/science.1100958>, 2004.

885 Sallée, J.-B., Pellichero, V., Akhoudas, C., Pauthenet, E., Vignes, L., Schmidtko, S., Garabato,
A. N., Sutherland, P., and Kuusela, M.: Summertime increases in upper-ocean stratification
and mixed-layer depth, *Nature*, 591, 592–598, <https://doi.org/10.1038/s41586-021-03303-x>,
2021.

Sathyendranath, S., Gouveia, A. D., Shetye, S. R., Ravindran, P., and Platt, T.: Biological
control of surface temperature in the Arabian Sea, *Nature*, 349, 54–56,
<https://doi.org/10.1038/349054a0>, 1991.

890 Sauterey, B. and Ward, B. A.: Environmental control of marine phytoplankton stoichiometry
in the North Atlantic Ocean, *Proceedings of the National Academy of Sciences*, 119,
e2114602118, <https://doi.org/10.1073/pnas.2114602118>, 2022.

- Sauterey, B., Ward, B., Rault, J., Bowler, C., and Claessen, D.: The Implications of Eco-Evolutionary Processes for the Emergence of Marine Plankton Community Biogeography, *The American Naturalist*, 190, 116–130, <https://doi.org/10.1086/692067>, 2017.
- 895
- Schindler, D. W., Hecky, R. E., Findlay, D. L., Stainton, M. P., Parker, B. R., Paterson, M. J., Beaty, K. G., Lyng, M., and Kasian, S. E. M.: Eutrophication of lakes cannot be controlled by reducing nitrogen input: Results of a 37-year whole-ecosystem experiment, *Proceedings of the National Academy of Sciences*, 105, 11254–11258, <https://doi.org/10.1073/pnas.0805108105>, 2008.
- 900
- Smith, S. L., Pahlow, M., Merico, A., Acevedo-Trejos, E., Sasai, Y., Yoshikawa, C., Sasaoka, K., Fujiki, T., Matsumoto, K., and Honda, M. C.: Flexible phytoplankton functional type (FlexPFT) model: size-scaling of traits and optimal growth, *Journal of Plankton Research*, 38, 977–992, <https://doi.org/10.1093/plankt/fbv038>, 2016a.
- 905
- Smith, S. L., Vallina, S. M., and Merico, A.: Phytoplankton size-diversity mediates an emergent trade-off in ecosystem functioning for rare versus frequent disturbances, *Sci Rep*, 6, 34170, <https://doi.org/10.1038/srep34170>, 2016b.
- Stal, L. J., Albertano, P., Bergman, B., Bröckel, K. von, Gallon, J. R., Hayes, P. K., Sivonen, K., and Walsby, A. E.: BASIC: Baltic Sea cyanobacteria. An investigation of the structure and dynamics of water blooms of cyanobacteria in the Baltic Sea—responses to a changing environment, *Continental Shelf Research*, 23, 1695–1714, <https://doi.org/10.1016/j.csr.2003.06.001>, 2003.
- 910
- Suikkanen, S., Laamanen, M., and Huttunen, M.: Long-term changes in summer phytoplankton communities of the open northern Baltic Sea, *Estuarine, Coastal and Shelf Science*, 71, 580–592, <https://doi.org/10.1016/j.ecss.2006.09.004>, 2007.
- 915
- Tallberg, P. and Heiskanen, A.-S.: Species-specific phytoplankton sedimentation in relation to primary production along an inshore—offshore gradient in the Baltic Sea, *Journal of Plankton Research*, 20, 2053–2070, <https://doi.org/10.1093/plankt/20.11.2053>, 1998.
- Tamelander, T., Spilling, K., and Winder, M.: Organic matter export to the seafloor in the Baltic Sea: Drivers of change and future projections, *Ambio*, 46, 842–851, <https://doi.org/10.1007/s13280-017-0930-x>, 2017.
- 920

- Terseleer, N., Bruggeman, J., Lancelot, C., and Gypens, N.: Trait-based representation of diatom functional diversity in a plankton functional type model of the eutrophied southern North Sea, *Limnology and Oceanography*, 59, 1958–1972,
925 <https://doi.org/10.4319/lo.2014.59.6.1958>, 2014.
- Toseland, A., Daines, S. J., Clark, J. R., Kirkham, A., Strauss, J., Uhlig, C., Lenton, T. M., Valentin, K., Pearson, G. A., Moulton, V., and Mock, T.: The impact of temperature on marine phytoplankton resource allocation and metabolism, *Nature Clim Change*, 3, 979–984,
<https://doi.org/10.1038/nclimate1989>, 2013.
- 930 Ward, B. A., Dutkiewicz, S., Jahn, O., and Follows, M. J.: A size-structured food-web model for the global ocean, *Limnology and Oceanography*, 57, 1877–1891,
<https://doi.org/10.4319/lo.2012.57.6.1877>, 2012.
- Ward, B. A., Marañón, E., Sauterey, B., Rault, J., and Claessen, D.: The Size Dependence of Phytoplankton Growth Rates: A Trade-Off between Nutrient Uptake and Metabolism, *The*
935 *American Naturalist*, 189, 170–177, <https://doi.org/10.1086/689992>, 2017.
- Ward, B. A., Collins, S., Dutkiewicz, S., Gibbs, S., Bown, P., Ridgwell, A., Sauterey, B., Wilson, J. D., and Oschlies, A.: Considering the Role of Adaptive Evolution in Models of the Ocean and Climate System, *Journal of Advances in Modeling Earth Systems*, 11, 3343–3361,
<https://doi.org/10.1029/2018MS001452>, 2019.
- 940 Wasmund, N., Voss, M., and Lochte, K.: Evidence of nitrogen fixation by non-heterocystous cyanobacteria in the Baltic Sea and re-calculation of a budget of nitrogen fixation, *Marine Ecology Progress Series*, 214, 1–14, <https://doi.org/10.3354/meps214001>, 2001.
- Wasmund, N., Nausch, G., Gerth, M., Busch, S., Burmeister, C., Hansen, R., and Sadkowiak, B.: Extension of the growing season of phytoplankton in the western Baltic Sea in response to
945 climate change, *Marine Ecology Progress Series*, 622, 1–16,
<https://doi.org/10.3354/meps12994>, 2019.
- Weatherdon, L. V., Magnan, A. K., Rogers, A. D., Sumaila, U. R., and Cheung, W. W. L.: Observed and Projected Impacts of Climate Change on Marine Fisheries, Aquaculture, Coastal Tourism, and Human Health: An Update, *Front. Mar. Sci.*, 3,
950 <https://doi.org/10.3389/fmars.2016.00048>, 2016.

Winder, M. and Schindler, D. E.: Climate Change Uncouples Trophic Interactions in an Aquatic Ecosystem, *Ecology*, 85, 2100–2106, <https://doi.org/10.1890/04-0151>, 2004a.

Winder, M. and Schindler, D. E.: Climatic effects on the phenology of lake processes, *Global Change Biology*, 10, 1844–1856, <https://doi.org/10.1111/j.1365-2486.2004.00849.x>, 2004b.

955 Wirtz, K. W.: Mechanistic origins of variability in phytoplankton dynamics: Part I: niche formation revealed by a size-based model, *Mar Biol*, 160, 2319–2335, <https://doi.org/10.1007/s00227-012-2163-7>, 2013.