



Simulating net ecosystem exchange under seasonal snow cover at an Arctic tundra site

5 Victoria R. Dutch¹, Nick Rutter¹, Leanne Wake¹, Oliver Sonnentag², Gabriel Hould Gosselin², Melody Sandells¹, Chris Derksen³, Branden Walker⁴, Gesa Meyer⁵, Richard Essery⁶, Richard Kelly⁷, Phillip Marsh⁴, Julia Boike^{8,9}, Matteo Detto¹⁰

¹ Department of Geography and Environmental Sciences, Northumbria University, Newcastle upon Tyne, UK

⁴ Département de géographie, Université de Montréal, Canada

³ Climate Research Division, Environment and Climate Change Canada, Toronto, Canada

10 ⁴ Cold Regions Research Centre, Wilfrid Laurier University, Waterloo, Canada

⁵ Climate Research Division, Environment and Climate Change Canada, Victoria, Canada

⁶ School of Geosciences, University of Edinburgh, UK

⁷ Department of Geography and Environmental Management, University of Waterloo, Canada

⁸ Alfred Wegener Institute, Helmholtz Centre for Polar and Marine Research, Potsdam, Germany

15 ⁹ Geography Department, Humboldt-Universität zu Berlin, Germany

¹⁰ Department of Ecology and Evolutionary Biology, Princeton University, USA

Correspondence to: Victoria Dutch (victoria.dutch@polarnetwork.org) for modelling and Oliver Sonnentag (oliver.sonnentag@umontreal.ca) for eddy covariance data.

20 **Abstract**

Estimates of winter (snow-covered non-growing season) CO₂ fluxes across the Arctic region vary by a factor of three and a half, with considerable variation between measured and simulated fluxes. Measurements of snow properties, soil temperatures and net ecosystem exchange (NEE) at Trail Valley Creek, NWT, Canada, allowed evaluation of simulated winter NEE in a tundra environment with the Community Land Model (CLM5.0). Default CLM5.0 parameterisations did not adequately
25 simulate winter NEE in this tundra environment, with near-zero NEE (< 0.01 g C m⁻² d⁻¹) simulated between November and mid-May. In contrast, measured NEE was broadly positive (indicating net CO₂ release) from snow cover onset until late April. Changes to the parameterisation of snow thermal conductivity, required to correct for a cold soil temperature bias, reduced the duration for which no NEE was simulated. Parameter sensitivity analysis revealed the critical role of the minimum soil moisture threshold on decomposition (Ψ_{\min}) in regulating winter soil respiration. The default value of this parameter (Ψ_{\min}) was too high,
30 preventing simulation of soil respiration for the vast majority of the snow-covered season. In addition, the default rate of change of soil respiration with temperature (Q₁₀) was too low, further contributing to poor model performance during winter. As Ψ_{\min} and Q₁₀ had opposing effects on the magnitude of simulated winter soil respiration, larger negative values of Ψ_{\min} and larger positive values of Q₁₀ are required to simulate wintertime NEE more adequately.



1.0: Introduction

35 Although considerably more attention has been paid to Arctic CO₂ fluxes during the growing season, winter (i.e. snow-covered non-growing season) CO₂ emissions are now understood to make a significant contribution to annual carbon budgets in Arctic environments (e.g. Campbell, 2019; Natali et al., 2019; Rafat et al., 2021). The cumulative effect of winter emissions may even offset plant uptake of CO₂ in the growing season, particularly as the climate warms (Belshe et al., 2013; Christiansen et al., 2012; Jeong et al., 2018), with the magnitude of non-growing season emissions likely to increase under climate change
40 (Box et al., 2019; Commane et al., 2017; Watts et al., 2021). However, understanding of non-growing season CO₂ fluxes is limited (Lüers et al., 2014). CO₂ fluxes across the Arctic region quantified by either Terrestrial Biosphere Models (TBMs) or empirical estimates vary by a factor of three and a half (377 – 1301 Tg Carbon; Natali et al., 2019).

Uncertainties in process representation and parameterisation of TBM simulations of carbon fluxes limit our ability to assess and predict future changes (Braghiere et al., 2023; Treharne et al., 2022), particularly shifts in the timing and duration of the
45 non-growing season. The representation of biogeochemical cycles in TBMs is subject to a high degree of parametric uncertainty (Fisher et al., 2019), with non-growing season processes and mechanisms poorly represented (Larson et al., 2021). Model intercomparison studies show large differences between individual predictions, with uncertainty in many aspects of the Arctic carbon cycle greater than the absolute magnitude of carbon fluxes (Fisher et al., 2014). Variability in carbon flux estimates between models are particularly prevalent during the winter (Fisher et al., 2014) and fluxes in the early winter
50 shoulder season are likely underestimated (Commane et al., 2017). Improving (or even just including) the representation and influence of snow, soil and biogeochemical non-growing season processes in TBMs will potentially improve our understanding of carbon dynamics and projections of Arctic climate change (Campbell and Laudon, 2019).

Mechanisms of non-growing season soil respiration, particularly the impact of environmental controls on heterotrophic respiration in subfreezing soils, are poorly represented in models leading to large uncertainties (Tao et al., 2021). Poor
55 simulation of early winter respiration in many TBMs is possibly linked to underestimation of soil temperature (Commane et al., 2017) because below-ground thermal processes become disconnected from the above-ground energy balance due to the insulation provided by nascent snow cover. This problem continues to impact soils throughout the entire snow-covered period. Such cold biases in wintertime soil temperature can be mitigated with a change in the parameterisation of snow thermal conductivity (Dutch et al., 2022; Royer et al., 2021) because the stratigraphic and hence insulative properties of Arctic
60 snowpacks are not well simulated (Barrere et al., 2017; Domine et al., 2019). Decreasing snow thermal conductivity, which increases near surface soil temperatures, has been found to increase simulated non-growing season net ecosystem exchange (NEE), with winter emissions more than doubling in the TBM LPJ-GUESS after addition of a multi-layer snow scheme with temporally evolving snow properties (Pongracz et al., 2021). Biases in NEE, where simulated NEE is lower than measured
65 NEE, has previously been noted in CLM5.0 in Arctic environments (Birch et al., 2021) and other Earth System Models (Wieder et al., 2019), due to model underestimates of CO₂ uptake by Arctic vegetation (Rogers et al., 2017). While this is particularly pertinent to growing season simulations, this can also impact the ‘shoulder seasons’ of snow cover onset and snowmelt within



70 the non-growing season as CLM5.0 has limited skill in reproducing the timing of key phenological events, such as leaf onset and senescence (Birch et al., 2021). Additionally, the empirical formulae used by many TBMs to model relationships between soil temperature, moisture, and soil respiration are often derived from datasets which under-sample or do not include high-latitude regions (Bonan, 2019). For example, the temperature sensitivity of soil respiration is typically described with the use of a single, globally averaged Q10 value, representing the proportional change in respiration with a 10°C rise in soil temperature (Lloyd and Taylor, 1994). However, Q10 is likely temperature-dependent (Hamdi et al., 2013; Lloyd and Taylor, 1994; Kirschbaum, 1995) and may also be influenced by other environmental conditions such as soil moisture, texture and plant community composition (Chen et al., 2020; Curiel Yuste et al., 2004; Meyer et al., 2018), although Mahecha et al. (2010) suggests otherwise. As a result, observed Q10 from studies of Arctic ecosystems are typically larger than globally averaged values, with the synthesis of Chen et al. (2020) finding a median Q10 for tundra ecosystems (5.4) approximately double that of their global median (2.3). However, differences between Arctic and global Q10 values are not reflected in Arctic climate simulations, with approximately half of the 11 models investigated by Huntzinger et al. (2020) using Q10 only half the size of observed values. Empirical relationships between soil moisture and respiration (often parameterised using soil water potential, Ψ) in many TBMs are derived from small scale studies which do not account for respiration from frozen soils (Andrén and Paustian, 1987; Orchard and Cook, 1983). Relationships between soil moisture and respiration are also likely to be influenced by other soil properties, such as bulk density, texture and carbon content, with different relationships observed for mineral and organic soils (Moyano et al., 2012). Interactions between temperature, moisture and respiration suggest that these properties should be considered together when working to improve our understanding of CO₂ fluxes.

85 As much of the Arctic tundra is snow-covered for up to 10 months of the year (Olsson et al., 2003), it is important to accurately simulate non-growing season carbon emissions under snow-covered conditions to better quantify annual carbon budgets. In our previous study (Dutch et al., 2022) examining the parameterisation of snow thermal conductivity in the Community Land Model version 5 (CLM5.0) at Trail Valley Creek (TVC), NWT, we found a cold soil temperature bias of ~6 °C, and suggested this bias may impact the simulation of NEE during the snow-covered non-growing season. TVC makes an ideal type-site for much of the Arctic tundra, having been intensively studied and used to characterise the hydrology of tundra regions since the mid-1990s (e.g. Marsh et al., 2008; Pomeroy et al., 1993; Quinton and Marsh, 1999). In this study, we assess whether the default parameterisation of CLM5.0 accurately simulates carbon fluxes (NEE) during the snow-covered non-growing season at TVC. We evaluate the impact on the simulation of NEE of the parameterisation of:

- 1) snow thermal conductivity (K_{eff}),
- 95 2) the relationship between soil moisture and soil decomposition (Ψ_{min}),
- 3) the rate of change of soil respiration as a function of soil temperature (Q10).

The overall aim is to compare simulations of soil respiration and NEE to eddy covariance (EC; Baldocchi, 2003) measurements for 3 snow-covered non-growing seasons and consider how to parameterise the model better in Arctic tundra environments on both sub-seasonal timescales and cumulatively throughout the snow-covered non-growing season.



100 2.0: Methods

2.1: Study site and data

Model evaluation was undertaken with data from at Trail Valley Creek (68°45'N, 133°30'W), a mineral upland tundra site in the Inuvialuit Settlement Region, northeast of Inuvik, NWT, Canada. Mean annual air temperature at TVC was -7.9 °C for the period 1999 – 2018 (Grünberg et al., 2020), with typical maximum snow depths of < 50 cm (King et al., 2018). Precipitation was measured using a Geonor T-200B weighing gauge with an Alter-style wind screen and corrected as per Pan et al. (2016), as gauge under-catch is common in these types of environments (Smith, 2008; Watson et al., 2008; Gray and Male, 1981). Daily precipitation totals were disaggregated to hourly timesteps, based on the fraction of daily precipitation at each hourly timestep from ERA5 reanalysis data (Hersbach et al., 2020). Air temperature and relative humidity were measured at 2 m using a temperature/humidity sensor (Vaisala HMP35CF, Vaisala Oyj, Helsinki, Finland). Shortwave and longwave radiation were measured at a height of 4.08 m using Kipp and Zonen CNR1 and CNR4 net radiometers (Kipp & Zonen, Delft, The Netherlands). Wind speed and direction were measured at 6.1 m using an R.M. Young 05103-10 Wind Monitor (R.M. Young, Traverse City, Michigan). Discontinuous radiation measurements between January 2013 and December 2019 were gap-filled following Essery et al. (2016); gaps of 4 hours or less were filled by linear interpolation whereas longer gaps used ERA5 reanalysis data (Hersbach et al., 2020).

115 Measurements of NEE from the TVC EC tower (Helbig et al., 2016; Martin et al., 2022) were compared with model simulations. Measured half-hourly CO₂ fluxes were calculated from wind speeds measured by a Campbell Scientific CSAT3 sonic anemometer and CO₂ concentrations measured by an EC150 open-path CO₂/H₂O infrared gas analyser at a frequency of 10 Hz at a height of 4.08 m above the ground. Net CO₂ fluxes are presented as NEE; we follow the micro-meteorological convention where release to the atmosphere is positive NEE and net uptake of CO₂ by the land surface is negative NEE.

120 Non-growing season NEE measurements are presented as a comparison data set to simulated NEE, primarily to assess the direction (positive or negative) of CO₂ fluxes and broad seasonal trends, rather than absolute magnitudes. A cautious interpretation of measured NEE is prudent due to the difficulties in operation of open-path infrared gas analysers in Arctic winter climates (Amiro, 2010; Goulden et al., 2006; Jentsch et al., 2021a; Jentsch et al., 2021b), frequent power failures common to meteorological stations in remote areas without line power, and low signal to noise ratios in post-processing flux corrections. Processing of EC measurements followed the pipeline described in Helbig et al. (2017):

- 1) remove spikes in high frequency timeseries (Vickers and Mahrt, 1997),
- 2) correct sonic temperatures for humidity effects (Van Dijk et al., 2004),
- 3) correct sonic anemometer tilt using a double rotation,
- 4) calculate half hourly fluxes (EddyPro v6.0+, Li-COR Biosciences),
- 130 5) apply the Webb-Pearman-Luening (WPL)
- 6) fill gaps in the NEE time series where possible (Reichstein et al., 2005).



Data quality, identified using a QWPL flag (Jentzsch et al., 2021a), and availability (gap-filled and non-gap-filled) are presented in Section 1 of the Supplementary Material. Herein, the final processed and gap-filled NEE half-hourly time series are presented as weekly averages throughout the non-growing season with uncertainties calculated as standard deviations of residuals from the gap-filling algorithm (Lasslop et al., 2008).

2.2: Model Description

CLM5.0 (Lawrence et al., 2019) is a community-developed land surface model, which includes biogeophysics, the carbon cycle and vegetation dynamics as a TBM, within the overall framework of the Community Earth System Model (CESM; Danabasoglu et al., 2020). CLM5.0 can be run at a range of spatial scales, from a 1D point to grid cells across the entire earth surface. Recent developments relevant to modelling Arctic biogeochemical cycling include new representations of snow and soil hydrology and changes to carbon allocation schemes (Lawrence et al., 2019).

CLM5.0 describes tundra environments using a C3 Arctic Grass Plant Functional Type (PFT) (Schädel et al., 2018), with land cover data generated at a 0.5° resolution (Lawrence and Chase, 2007). However, for 1D simulations at TVC we prescribed land cover distribution as 60% C3 Arctic Grass, 33% Broadleaf Deciduous Boreal Shrub PFTs, and 7% bare ground in line with ground-based species counts within the TVC EC footprint (Voigt, Pers. Comm.).

CLM5.0 uses a vertically resolved CENTURY-type soil decomposition scheme as outlined in Koven et al. (2013). Cryoturbation, the mixing of soil material due to freeze thaw processes, was switched on for these simulations and model spin-up. The maximum depth for cryoturbation was set to 1 m, in line with observations of active layer thickness at this site (Wilcox et al., 2019). The parameterisation of soil freezing in CLM is given in Yang et al. (2018). For each layer (j) of the 20 biogeochemically active soil layers (the upper 8.5 m of the soil column), carbon moves through 3 soil pools with different default turnover times. The default turnover time (K_0) of each of these pools is modified by the rate of decomposition:

$$K_j = K_{0,j} r_T r_w r_o r_z \quad (1)$$

where r_T , r_w , r_o and r_z are rate modifiers applied to each pool in each layer, which scale the rate of decomposition (K_j) depending on the soil layer temperature, soil moisture, oxygen content and depth, respectively. In this study, we focus on the soil decomposition rate modifiers r_T (temperature) and r_w , (moisture), which are explained in more detail below.

The influence of temperature on decomposition is parameterised using a Q10 function for both frozen and unfrozen soils:

$$r_T = Q_{10}^{\left(\frac{T_j - T_{ref}}{10}\right)} \quad (2)$$

where Q_{10} defines the temperature sensitivity of soil respiration, T_j equals the temperature of soil layer j , and T_{ref} is a reference temperature with a default value of 25°C. By default, CLM5.0 uses a globally constant Q_{10} of 1.5 (Foereid et al., 2014) for both frozen and unfrozen soils (Lawrence et al., 2018).



165 The scalar for the impact of soil moisture on decomposition takes the form described by Andrén and Paustian (1987):

$$r_w = \sum_{j=1}^5 \left\{ \begin{array}{ll} 0 & \text{for } \Psi_j < \Psi_{min} \\ \frac{\log(\Psi_{min}/\Psi_j)}{\log(\Psi_{min}/\Psi_{max})} w_{soil,j} & \text{for } \Psi_{min} < \Psi_j < \Psi_{max} \\ 1 & \text{for } \Psi_j > \Psi_{max} \end{array} \right\} \quad (3)$$

170 where Ψ_j is the soil water potential in soil layer j , and Ψ_{min} and Ψ_{max} are the upper and lower limits, default values of -2 MPa and -0.002 MPa respectively, for soil water potential to impact the rate of soil decomposition. When Ψ is a greater absolute value than Ψ_{max} , a change in the moisture content of the soil has no impact on rates of carbon turnover. When Ψ is smaller than Ψ_{min} , the soil moisture is too low for decomposition to be simulated. This is noted to be a major limitation on the respiration from frozen soils by Lawrence et al. (2018). Respiration of previously decomposed carbon may still occur when Ψ is less than Ψ_{min} , up until the point where labile carbon stocks are depleted (Lawrence et al., 2018).

175 Parameterisation of effective snow thermal conductivity (K_{eff}) in CLM5.0 is after Jordan (1991). A quadratic equation is used to infer the relationship between the density of the snow (calculated from the masses of ice and interstitial air) and the thermal conductivity of the snowpack. Other parameterisations of this relationship, typically using different constants in the same quadratic equation (e.g. Sturm et al., 1997; Calonne et al., 2019; Yen, 1981), were expanded upon for CLM5.0 in Dutch et al. (2022). These different constants have been calculated from snow samples from different environments, with the parameterisation of Sturm et al. (1997) derived from snowpacks in the Alaskan Arctic.

180 To simulate 1D processes at the TVC EC tower, CLM5.0 was run in point mode adjusting two gridded land surface parameterisations as per Dutch et al. (2022). In order to better represent 1D processes, the snow accumulation factor, a scaling factor which determines the likeliness of a sub-gridcell area to become snow-covered after a snowfall event, was increased (Swenson and Lawrence, 2012) from 0.1 to 2.0 which is more representative of the binary nature of snow presence or absence at a point. Additionally, the standard deviation of elevation set to 0.5 m after Malle et al. (2021). Soil sand, silt and clay fractions (28% sand, 36% silt, and 36% clay) were taken from the mineral soil texture data set (Bonan et al., 2002), and CLM5.0 default soil organic matter fractions (Hugelius et al., 2013) were also used.

2.3: Experiment Setup

190 The sensitivity of simulated NEE was evaluated in comparison with measured NEE in response to changes in the model parameterisation of 1) snow thermal conductivity, 2) the relationship between soil moisture and soil decomposition (r_w ; Equation 3), and 3) the relationship between soil respiration and soil temperature (r_T ; Equation 2). Simulation sensitivity was evaluated over snow cover dates simulated by CLM5.0 (9 Oct 2016 – 23 May 2017; 12 Oct 2017 – 30 May 2018; 24 September 2018 – 23 May 2019), which were always within a week of observed snow cover onset and melt-out (Dutch et al, 2022). We compared two options for the parameterisation of effective snow thermal conductivity, that of Jordan (1991) as used by default



195 in CLM5.0, and that of Sturm et al. (1997) which has been shown to improve soil temperature simulation in both CLM5.0
(Dutch et al., 2022) and other land surface models (Royer et al., 2021). Such an improvement likely occurs as the
parameterisation of Sturm et al. (1997) was derived from Arctic snowpack measurements, whereas that of Jordan (1991) was
based on the laboratory experiment of Yen (1962) which used sieved snow with a denser and more homogenous structure than
observed in Arctic snowpacks.

200 We also adjusted the soil decomposition rate modifiers (r_T and r_W in Equation 1), similar to the approach of Tao et al. (2021),
sampling a broad range of values for the parameters Ψ_{\min} (for r_W ; Equation 3) and Q10 (for r_T ; Equation 2), as listed in Table 1.
Values for Q10 sampled a wide range of measured Q10 from Arctic soils (based on Chen et al., 2020; Elberling, 2007; Elberling
and Brandt, 2003; Grogan and Jonasson, 2005; Mikan et al., 2002; Schmidt et al., 2008), and values of Ψ_{\min} were based on
Tao et al. (2021). We note that the most negative values (< -200 MPa) of Ψ_{\min} used by Tao et al. (2021) and herein are unlikely
205 to be physically representative (Liang et al., 2022).

In total, 32 model simulations were performed, perturbing K_{eff} , Q10 and Ψ_{\min} simultaneously. Simultaneous perturbation of
parameters avoided the one-at-a-time approach typical of many sensitivity analyses in order to examine the interaction between
parameters (Gao et al., 2020) and evaluate their relative importance in improving wintertime carbon flux simulations.
Simulations were spun-up for 512 years, using 128 concatenated loops of 4 years (2013 to 2016) of meteorological forcing
210 data. Spin up was achieved once all 3 soil carbon pools in the decomposition scheme were in a steady state. Steady state was
achieved when mean annual changes in the size of the pools were less than 10 g C m^{-3} for the last 10 years of the simulation
and when the size of the soil carbon pools was within the range of observed values for the Mackenzie Delta region given in
Figure 1 of Schuur et al. (2015). CLM5.0 simulations were run for the period 2013-2019, but only evaluated from the onset of
snow cover in 2016 due to the availability of coincident snow, soil and eddy covariance measurements.

215 **3.0: Results**

3.1: Measured NEE and soil temperatures

Measured NEE was broadly positive (with weekly NEE averages ranging from -0.1 to $1.1 \text{ g C m}^{-2} \text{ day}^{-1}$) throughout the snow-
covered non-growing season, suggesting that CO_2 was emitted from the ground at TVC throughout the winter (Fig. 1a; Supp.
Fig. 3). Measured mean NEE was positive until mid-April, at which point measured NEE followed an increasingly negative
220 trend, indicating potential photosynthetic uptake. Soil freeze-up began with the onset of snowfall in October, with weekly
mean 10 cm soil temperatures reaching a minimum value of $-10.2 \text{ }^\circ\text{C}$ in early March. Soils began to warm as the snowpack
melted, with observed weekly mean soil temperatures becoming positive in the second week of June (Fig. 1c). As considerably
more NEE measurements were available for the snow-covered period of 2017 – 2018 than 2016 – 17 or 18 – 19 (Supp. Table
1), we primarily focused on 2017 – 2018 when presenting measurements or comparing measured and simulated fluxes.
225 However, cumulative simulated fluxes were presented for all three winters.



3.2: Simulated NEE

The default parameter configuration of CLM5.0 simulated negligible, near-zero NEE (all values below $0.01 \text{ g C m}^{-2} \text{ d}^{-1}$) between late November and mid-May in all 3 winters. CLM5.0 does not simulate Gross Primary Productivity (GPP) during the entirety of the snow-covered season in all 3 winters. Autotrophic respiration is similarly negligible (all values below $0.01 \text{ g C m}^{-2} \text{ d}^{-1}$) in all simulations of the snow-covered non-growing season, regardless of parameter choices. As heterotrophic respiration, other than soil biota, are also not simulated during periods of snow cover, simulated NEE and soil respiration can be considered equivalent for simulations of snow-covered non-growing seasons.

Sensitivity analysis of three parameters (Ψ_{\min} , Q10 and snow thermal conductivity) resulted in considerable variability in the simulated soil respiration and NEE over all three snow-covered periods (Fig. 1; Supp. Fig. 3). Minimum total snow-covered non-growing season NEE was simulated for the default Ψ_{\min} (-2 MPa) and the default Jordan (1991) snow thermal conductivity parameterisation. For all years, simulated fluxes were greatest for a Q10 of 1.5, Ψ_{\min} of -2000 MPa, and the Sturm et al. (1997) snow thermal conductivity parameterisation. Simulated cumulative NEE spanned 370 g C m^{-2} in magnitude between the different sets of parameter values (Fig. 2). This difference in cumulative simulated NEE was greater in years with earlier snow onset date, e.g. 2018-19, as this increased the duration of relatively warmer winter soils with higher respiration rates during freeze-up, in comparison with the total duration of colder soils throughout the non-growing season snow cover. In all 3 winters, simulations were most sensitive to chosen parameter values during the freeze up period, with the range of soil respiration fluxes approximately double that in midwinter (Fig. 1). Simulated NEE decreased gradually from snow cover onset until December-January, and then remained at that level until late April when NEE increased as soils warm and snow melts.

Changes from Jordan (1991) to Sturm et al. (1997) representations of snow thermal conductivity delayed, by approximately 2 months, the onset of moisture limitation for simulations with the default value of Ψ_{\min} , enabling more positive simulation of NEE during freeze-up. The choice of snow thermal conductivity scheme significantly impacted simulations of mean winter soil respiration when considered throughout the total snow-covered non-growing season in all three years (Student's t-test: $t_{16-17} = -6.76$, $t_{17-18} = -8.01$, $t_{18-19} = -8.02$, $p < 0.001$). Compared to the default Jordan (1991) parameterisation of snow thermal conductivity, the Sturm et al. (1997) parameterisation resulted in warmer near surface soil (Fig. 1c) and hence more positive NEE, provided soil respiration had not become moisture limited. Model sensitivity to Ψ_{\min} was lower for the Jordan (1991) snow thermal conductivity parameterisation (Fig. 3a) than for Sturm et al. (1997) (Fig. 3b); differences between parameterisations were greatest with a more negative Ψ_{\min} (Fig. 3c).

Simulated winter soil moisture potentials (Ψ_j ; Eq. 2) had a typical value of approximately -15 MPa, lower than the default Ψ_{\min} (-2 MPa), preventing soil decomposition and respiration for the majority of the winter. Analysis of variance showed significant differences between simulated mean snow season soil respiration ($F_{16-17} = 19.45$, $F_{17-18} = 22.41$, $F_{18-19} = 23.80$, $p < 0.001$) and cumulative snow season NEE ($F_{16-17} = 19.47$, $F_{17-18} = 22.45$, $F_{18-19} = 23.86$, $p < 0.001$; Fig. 2) for Ψ_{\min} of -2 and -2000 MPa, though differences between simulations with only one order of magnitude between their Ψ_{\min} were not always deemed



statistically significant ($\alpha = 0.001$). Consequently, adjusting Ψ_{\min} had the largest impact on simulated fluxes, with larger negative Ψ_{\min} resulting in larger NEE.

260 Changes to Q10 had a smaller impact on simulated NEE than the parameterisation of K_{eff} or Ψ_{\min} , with analysis of variance showing no significant difference between the mean snow season soil respiration for different Q10 (Table 1) in all 3 winters. Differences in simulated cumulative snow season fluxes were also not statistically significant. Additionally, simulation sensitivity to frozen Q10 values (Schmidt et al., 2008) were tested. An extreme frozen Q10 of 300, after Schmidt et al. (2008), did not reduce the gap between simulated and measured NEE, with no appreciable difference between model runs where all other parameter choices were held constant.

265 Simulations with more negative Ψ_{\min} (< -200 MPa) and higher Q10 (≥ 5) tended to have lower RMSE in comparison with measured weekly mean NEE (Fig. 4). As changes to Ψ_{\min} and Q10 had opposing impacts on the magnitude of simulated fluxes, different pairs of parameter values gave similar results. This counterbalancing effect strongly influences identification of an appropriate parameter space, e.g. simulations using a wide range of Ψ_{\min} with lower Q10 more greatly overestimated measured NEE during freeze-up and thaw than simulations with higher Q10 values (Fig. 4). Overestimation of simulated NEE particularly impacted cumulative NEE during freeze-up in 2017-18 (Fig. 5), with a reduction in December to mid-March NEE compensating for freeze-up overestimations; using mid-range values of Ψ_{\min} (-20 MPa) produced similar simulated and measured total cumulative non-growing season NEE.

4.0: Discussion

275 4.1: NEE variability

The default parameterisation of CLM5.0 prevented simulation of soil respiration for most of the snow-covered non-growing season, leading to negligible simulated NEE, contrary to broadly positive patterns of measured NEE. Application of the Sturm et al. (1997) snow thermal conductivity parameterisation reduced simulated soil temperature biases (Dutch et al., 2022; Royer et al., 2021), which reduced the proportion of the snow-covered non-growing season for which simulated NEE was zero. Other TBMs have shown sensitivity of simulated NEE to snowpack representations, with improvements to the representation of the snowpack (including a multi-layer snowpack with variable, as opposed to prescribed, snow thermal conductivity) in LPJ-GUESS improving the simulation of wintertime NEE (Pongracz et al., 2021).

280 Cumulative snow-covered non-growing season NEE is not only dependent on parameterisation of snow thermal conductivity, but also the timing of snow onset at the start of the winter. In 2018 – 19, when the snow-on date was 3 weeks earlier than the previous year, soils cooled more slowly due to thermal insulation against cold atmospheric air, leading to greater cumulative NEE. This was particularly evident for simulations using the Sturm thermal conductivity parameterisation, which better represents the early winter formation of low thermal conductivity basal snowpack depth hoar layers. Interannual variability in snow conditions are reflected in simulated fluxes, further substantiating the importance of improving simulations of Arctic snowpacks. Biases and uncertainties in simulated snow mass (e.g. Kim et al., 2021; Mudryk et al., 2020), are likely to influence



290 soil temperature (Dutch et al., 2022), heterotrophic respiration and CO₂ fluxes, particularly on regional scales (Tao et al., 2021). Improving the representation of snow and soil conditions, or at least how these relate to respiration at the start of the snow-covered non-growing season, is also important as this is likely to be the most biologically active part of the season with comparatively high rates of soil respiration (Commane et al., 2017; Olsson et al., 2003).

Simulated NEE increased considerably after the start of snowmelt, regardless of parameter choices, but was less rapid for simulations with larger negative Ψ_{\min} . Simulated NEE was most likely too positive at the end of the winter season due to delayed onset of simulated photosynthesis (Birch et al., 2021) and not well matched to trends in measured NEE, which decreased from late April through May. Simulated gross primary productivity was zero for the entirety of the snow-covered period, but the pattern of decreasing measured NEE during thaw suggested that photosynthesis could be occurring before snow had completely melted out, which has been observed at similar Arctic locations (Finderup Nielsen et al., 2019; Larsen et al., 2007; Starr and Oberbauer, 2003).

4.2: Parameterisation of soil moisture, temperature and respiration

Of the three parameters investigated, Ψ_{\min} had the largest impact on the simulated snow-covered non-growing season NEE. Without changes to Ψ_{\min} , simulated soil moisture limited soil respiration, meaning simulated NEE was near-zero for the majority of the snow-covered non-growing season. Accurate simulation of a moisture threshold to soil respiration is important as moisture acts as a key control on soil respiration (Orchard and Cook, 1983), particularly in the shoulder season before snow onset (Liu et al., 2020) and in frozen soils (Öquist et al., 2009). Consequently, changes to soil moisture content have a strong influence on simulated soil respiration and wider carbon cycling (Chadburn et al., 2017). CLM5.0 represents limitation of respiration in frozen soils by an unavailability of liquid water (Lawrence et al., 2018), as shown by the strong dependence of simulated fluxes on Ψ_{\min} . However, CLM5.0 has known deficiencies in simulating soil moisture in high-altitude and high-latitude environments (Deng et al., 2020; 2021; Schädel et al., 2018), overestimating soil moisture when soils are frozen (Deng et al., 2020) and with soil heating leading to increased soil dryness, as opposed to observed increases in soil wetness (Schädel et al., 2018). Soil moisture biases may even have been exacerbated by model development, with Deng et al. (2020) finding a greater difference between simulations and observations for CLM5.0 than CLM4.5.

Even in frozen soils, liquid water can be present within the soil matrix, enabling respiration at temperatures as low as -18 °C (Elberling and Brandt, 2003), whereas when Ψ_{\min} exceeds Ψ simulated soil respiration ceases at warmer temperatures than -18 °C. Recent findings from Liang et al. (2022) suggest that mineral soils should be able to respire below a Ψ of -10 MPa, suggesting a Ψ_{\min} below -10 MPa would be more physically representative than the current CLM5.0 default of -2 MPa. Tao et al. (2021) also highlighted the unsuitability of such a high Ψ_{\min} , the default Ψ_{\min} of -10 MPa in E3SM, a five times larger negative Ψ_{\min} than the CLM5.0 default, prevented simulation of respiration when soil temperatures were sub-zero and failed to allow the accurate simulation of wintertime respiration in permafrost tundra environments. A more mechanistic approach, e.g. Yan et al. (2018), where respiration increases linearly from zero as soon as soil moisture is not zero (Chadburn et al., 2022) may produce more appropriate simulations of soil respiration in tundra environments than the commonly used thresholding



approach of CLM5.0. The use of a Ψ_{\min} threshold may still be appropriate if decomposition does not automatically drop to zero when the threshold is reached, for example, the r_w scalar in JULES drops to 0.2, not zero, when Ψ is lower than Ψ_{\min} (Burke et al., 2017), allowing for wintertime decomposition.

The impact of changing Q10 in CLM5.0 was lower than in other TBMs; smaller changes to Q10 had a larger influence on E3SM simulated fluxes at similar Arctic tundra sites (Tao et al., 2021). At most negative Ψ_{\min} values, higher Q10 values were required to simulate soil respiration more accurately, similar to Tao et al. (2021) who found that a Q10 66% larger than the default of 1.5 led to improved simulations of wintertime soil respiration for sites in the Alaskan tundra. As observed Q10 changes with temperature, it may be more appropriate to generate Q10 at each timestep as a function of soil temperature, an approach already undertaken in other TBMs such as CLASSIC (Melton and Arora, 2016; Wu et al., 2016). By using both soil moisture and soil temperature to parameterise Q10, Kim et al. (2019) found an improvement to negative ecosystem respiration biases compared to the use of a Q10 of 1.5 in global CLM4 simulations. However, Byun et al. (2021) states that standard Q10 functions fail when describing the relationship between temperature and CO₂ production of frozen soils, and so the use of a Q10 function may not be the most appropriate way to model the relationship between soil respiration and temperature at sites such as TVC. Alternative parameterisations of r_T (such as RothC; Jenkinson, 1990) may provide a more appropriate description of the relationship between temperature and soil respiration, as has been suggested for other TBMs such as JULES (Burke et al., 2017). This may not lead to improved model performance; Tao et al. (2021) tested non-Q10 parameterisations of the soil temperature-respiration relationship in the CLM-based E3SM and found that a Q10 parameterisation gave the best result for 3 of their 4 Alaskan Arctic sites. Although limited observational data of soil respiration limits the assessment of suitability of Q10 functions (Kim et al., 2019), testing additional parameterisations (as opposed to just Q10) may give insight that could improve the simulation of NEE at Arctic tundra sites in CLM5.0.

5.0: Conclusion

The default parameterisation of CLM5.0 did not reproduce the broadly positive measured NEE during snow-covered non-growing seasons at our Arctic tundra site, despite widely documented midwinter CO₂ emission at numerous sites across the Arctic tundra (Natali et al., 2019; Virkkala et al., 2021). An overly conservative moisture threshold limiting soil respiration in frozen soils was the most likely explanation for the lack of simulated soil respiration for the majority of the snow-covered non-growing season. Furthermore, the default parameterisation of CLM5.0 did not capture sub-seasonal patterns of measured NEE. Simulated NEE was too high towards the start of the snow-covered non-growing season, regardless of parameter values tested. Initial conditions at freeze-up are important in determining the magnitude of cumulative NEE for the entire snow-covered non-growing season, with changes to all parameters tested having the greatest impact at this time as the insulative capacity of the snow has not yet been reached.

Reducing soil temperature biases in CLM5.0 through a change to the parameterisation of snow thermal conductivity, from Jordan (1991) to Sturm et al. (1997), increased the magnitude of simulated NEE during the snow-covered period. However,



355 without improvement to the minimum soil moisture threshold, other parameter changes had very little impact on simulated
NEE. The default Ψ_{\min} of -2 MPa was not appropriate for Arctic environments, with a five times larger negative Ψ_{\min} producing
snow-covered non-growing season NEE more similar to measured NEE. Not only did the default parameterisation of Ψ_{\min}
prevent wintertime respiration, poorly representing seasonal and annual carbon budgets and dynamics, it may also have longer
360 term implications for the simulation of soil carbon turnover and the state of permafrost, limiting the reliability of longer term
climate simulations. Larger positive Q10 had an opposite impact on simulations than larger negative Ψ_{\min} , with larger Q10
depressing the magnitude of simulated NEE. Adjustments to both parameters in tandem provided the greatest improvement to
simulated NEE, with larger negative Ψ_{\min} and larger positive Q10 simulating greater NEE during the snow-covered non-
growing season.

365 **Code & Data Availability**

Code and data to produce figures is available at: https://github.com/V-Dutch/CLMWinterFlux_TVC

Author Contribution

Investigation, Formal Analysis, Writing - Original Draft preparation; VRD, NR, LW, OS. Supervision; NR, LW, MS, CD,
370 RK. Data acquisition; OS, GHG, BW, JB, MD. Data Planning; PM. Software; LW. Funding acquisition; NR, OS, PM. All
authors were involved in reviewing and editing prior to submission.

Competing Interests

The authors declare no competing interests.

375

Acknowledgements

VRD was funded by an RDF Studentship from Northumbria University and the Northern Water Futures project. The eddy
covariance and supporting measurements at Trail Valley Creek were funded through the Canada Foundation for Innovation,
the Canada Research Chairs Program, and a Natural Sciences and Engineering Research Council of Canada Discovery Grant
380 awarded to OS and PM.



References

- Amiro, B.: Estimating annual carbon dioxide eddy fluxes using open-path analysers for cold forest sites, *Agricultural and Forest Meteorology*, 150, 1366-1372, 10.1016/j.agrformet.2010.06.007, 2010.
- 385 Andrén, O. and Paustian, K.: Barley Straw Decomposition in the Field: A Comparison of Models, *Ecology*, 10.2307/1939203, 1987.
- Baldocchi, D. D.: Assessing the eddy covariance technique for evaluating carbon dioxide exchange rates of ecosystems: past, present and future, *Global Change Biology*, 9, 479-492, 10.1046/j.1365-2486.2003.00629.x, 2003.
- Barrere, M., Domine, F., Decharme, B., Morin, S., Vionnet, V., and Lafaysse, M.: Evaluating the performance of coupled snow–soil models in SURFEXv8 to simulate the permafrost thermal regime at a high Arctic site, *Geoscientific Model Development*, 10, 3461-3479, 10.5194/gmd-10-3461-2017, 2017.
- 390 Belshe, E. F., Schuur, E. A., and Bolker, B. M.: Tundra ecosystems observed to be CO₂ sources due to differential amplification of the carbon cycle, *Ecol Lett*, 16, 1307-1315, 10.1111/ele.12164, 2013.
- Birch, L., Schwalm, C. R., Natali, S., Lombardozzi, D., Keppel-Aleks, G., Watts, J., Lin, X., Zona, D., Oechel, W., Sachs, T., Black, T. A., and Rogers, B. M.: Addressing biases in Arctic–boreal carbon cycling in the Community Land Model Version 5, *Geoscientific Model Development*, 14, 3361-3382, 10.5194/gmd-14-3361-2021, 2021.
- 395 Bonan, G.: *Climate Change and Terrestrial Ecosystem Modelling*, Cambridge University Press, Cambridge, UK, 437 pp.2019.
- Bonan, G. B., Levis, S., Kergoat, L., and Oleson, K. W.: Landscapes as patches of plant functional types: An integrating concept for climate and ecosystem models, *Global Biogeochemical Cycles*, 16, 5-1-5-23, 10.1029/2000gb001360, 2002.
- 400 Box, J. E., Colgan, W. T., Christensen, T. R., Schmidt, N. M., Lund, M., Parmentier, F.-J. W., Brown, R., Bhatt, U. S., Euskirchen, E. S., Romanovsky, V. E., Walsh, J. E., Overland, J. E., Wang, M., Corell, R. W., Meier, W. N., Wouters, B., Mernild, S., Mård, J., Pawlak, J., and Olsen, M. S.: Key indicators of Arctic climate change: 1971–2017, *Environmental Research Letters*, 14, 10.1088/1748-9326/aafc1b, 2019.
- Braghiere, R. K., Fisher, J. B., Miner, K. R., Miller, C. E., Worden, J. R., Schimel, D. S., and Frankenberg, C.: Tipping point in North American Arctic-Boreal carbon sink persists in new generation Earth system models despite reduced uncertainty, *Environmental Research Letters*, 18, 10.1088/1748-9326/acb226, 2023.
- 405 Burke, E. J., Chadburn, S. E., and Ekici, A.: A vertical representation of soil carbon in the JULES land surface scheme (vn4.3_permafrost) with a focus on permafrost regions, *Geoscientific Model Development*, 10, 959–975, 10.5194/gmd-10-959-2017, 2017.
- 410 Byun, E., Rezaezhad, F., Fairbairn, L., Slowinski, S., Basiliko, N., Price, J. S., Quinton, W. L., Roy-Leveillee, P., Webster, K., and Van Cappellen, P.: Temperature, moisture and freeze-thaw controls on CO₂ production in soil incubations from northern peatlands, *Sci Rep*, 11, 23219, 10.1038/s41598-021-02606-3, 2021.
- Calonne, N., Milliancourt, L., Burr, A., Philip, A., Martin, C. L., Flin, F., and Geindreau, C.: Thermal Conductivity of Snow, Firn, and Porous Ice From 3 - D Image - Based Computations, *Geophysical Research Letters*, 46, 13079-13089, 10.1029/2019gl085228, 2019.
- 415 Campbell, J. L.: Arctic Loses Carbon as Winters Wane, *Nature Climate Change*, 9, 806-807, 10.1038/s41558-019-0606-6, 2019.
- Campbell, J. L. and Laudon, H.: Carbon response to changing winter conditions in northern regions: current understanding and emerging research needs, *Environmental Reviews*, 27, 545-566, 10.1139/er-2018-0097, 2019.
- 420 Chadburn, S. E., Burke, E. J., Gallego-Sala, A. V., Smith, N. D., Bret-Harte, M. S., Charman, D. J., Drewer, J., Edgar, C. W., Euskirchen, E. S., Fortuniak, K., Gao, Y., Nakhavali, M., Pawlak, W., Schuur, E. A. G., and Westermann, S.: A new approach to simulate peat accumulation, degradation and stability in a global land surface scheme (JULES vn5.8_accumulate_soil) for northern and temperate peatlands, *Geoscientific Model Development*, 15, 1633–1657, 10.5194/gmd-15-1633-2022, 2022.
- Chadburn, S. E., Krinner, G., Porada, P., Bartsch, A., Beer, C., Beileli Marchesini, L., Boike, J., Ekici, A., Elberling, B., Friborg, T., Hugelius, G., Johansson, M., Kuhry, P., Kutzbach, L., Langer, M., Lund, M., Parmentier, F.-J. W., Peng, S., Van Huissteden, K., Wang, T., Westermann, S., Zhu, D., and Burke, E. J.: Carbon stocks and fluxes in the high latitudes: using site-level data to evaluate Earth system models, *Biogeosciences*, 14, 5143-5169, 10.5194/bg-14-5143-2017, 2017.
- 425 Chen, S., Wang, J., Zhang, T., and Hu, Z.: Climatic, soil, and vegetation controls of the temperature sensitivity (Q₁₀) of soil respiration across terrestrial biomes, *Global Ecology and Conservation*, 22, 10.1016/j.gecco.2020.e00955, 2020.



- 430 Christiansen, C. T., Schmidt, N. M., and Michelsen, A.: High Arctic Dry Heath CO₂ Exchange During the Early Cold Season, *Ecosystems*, 15, 1083-1092, 10.1007/s10021-012-9569-4, 2012.
- Commame, R., Lindaas, J., Benmergui, J., Luus, K. A., Chang, R. Y., Daube, B. C., Euskirchen, E. S., Henderson, J. M., Karion, A., Miller, J. B., Miller, S. M., Parazoo, N. C., Randerson, J. T., Sweeney, C., Tans, P., Thoning, K., Veraverbeke, S., Miller, C. E., and Wofsy, S. C.: Carbon dioxide sources from Alaska driven by increasing early winter respiration from Arctic tundra, *Proc Natl Acad Sci U S A*, 114, 5361-5366, 10.1073/pnas.1618567114, 2017.
- 435 Curiel Yuste, J., Janssens, I. A., Carrara, A., and Ceulemans, R.: Annual Q₁₀ of soil respiration reflects plant phenological patterns as well as temperature sensitivity, *Global Change Biology*, 10, 161-169, 10.1111/j.1529-8817.2003.00727.x, 2004.
- Danabasoglu, G., Lamarque, J. F., Bacmeister, J., Bailey, D. A., DuVivier, A. K., Edwards, J., Emmons, L. K., Fasullo, J., Garcia, R., Gettelman, A., Hannay, C., Holland, M. M., Large, W. G., Lauritzen, P. H., Lawrence, D. M., Lenaerts, J. T. M., Lindsay, K., Lipscomb, W. H., Mills, M. J., Neale, R., Oleson, K. W., Otto - Bliesner, B., Phillips, A. S., Sacks, W., Tilmes, S., Kampenhou, L., Vertenstein, M., Bertini, A., Dennis, J., Deser, C., Fischer, C., Fox - Kemper, B., Kay, J. E., Kinnison, D., Kushner, P. J., Larson, V. E., Long, M. C., Mickelson, S., Moore, J. K., Nienhouse, E., Polvani, L., Rasch, P. J., and Strand, W. G.: The Community Earth System Model Version 2 (CESM2), *Journal of Advances in Modeling Earth Systems*, 12, 10.1029/2019ms001916, 2020.
- 440 Deng, M., Meng, X., Lyv, Y., Zhao, L., Li, Z., Jing, H., and Hu, Z.: Comparison of Soil Water and Heat Transfer Modeling Over the Tibetan Plateau Using Two Community Land Surface Model (CLM) Versions, *Journal of Advances in Modeling Earth Systems*, 10.1029/2020MS002189, 2020.
- 445 Deng, M., Meng, X., Lu, Y., Li, Z., Zhao, L., Hu, Z., Chen, H., Shang, L., Wang, S., and Li, Q.: Impact and Sensitivity Analysis of Soil Water and Heat Transfer Parameterizations in Community Land Surface Model on the Tibetan Plateau, *Journal of Advances in Modeling Earth Systems*, 13, 10.1029/2021ms002670, 2021.
- 450 Domine, F., Picard, G., Morin, S., Barrere, M., Madore, J.-B., and Langlois, A.: Major Issues in Simulating Some Arctic Snowpack Properties Using Current Detailed Snow Physics Models: Consequences for the Thermal Regime and Water Budget of Permafrost, *Journal of Advances in Modeling Earth Systems*, 11, 34-44, 10.1029/2018ms001445, 2019.
- Dutch, V. R., Rutter, N., Wake, L., Sandells, M., Derksen, C., Walker, B., Hould Gosselin, G., Sonnentag, O., Essery, R., Kelly, R., Marsh, P., King, J., and Boike, J.: Impact of measured and simulated tundra snowpack properties on heat transfer, *The Cryosphere*, 16, 4201-4222, 10.5194/tc-16-4201-2022, 2022.
- 455 Elberling, B.: Annual soil CO₂ effluxes in the High Arctic: The role of snow thickness and vegetation type, *Soil Biology and Biochemistry*, 39, 646-654, 10.1016/j.soilbio.2006.09.017, 2007.
- Elberling, B. and Brandt, K. K.: Uncoupling of microbial CO₂ production and release in frozen soil and its implications for field studies of arctic C cycling, *Soil Biology and Biochemistry*, 35, 263-272, 10.1016/s0038-0717(02)00258-4, 2003.
- 460 Essery, R., Kontu, A., Lemmetyinen, J., Dumont, M., and Ménard, C. B.: A 7-year dataset for driving and evaluating snow models at an Arctic site (Sodankylä, Finland), *Geoscientific Instrumentation, Methods and Data Systems*, 5, 219-227, 10.5194/gi-5-219-2016, 2016.
- Finderup Nielsen, T., Ravn, N. R., and Michelsen, A.: Increased CO₂ efflux due to long-term experimental summer warming and litter input in subarctic tundra – CO₂ fluxes at snowmelt, in growing season, fall and winter, *Plant and Soil*, 444, 365-382, 10.1007/s11104-019-04282-9, 2019.
- 465 Fisher, J. B., Sikka, M., Oechel, W. C., Huntzinger, D. N., Melton, J. R., Koven, C. D., Ahlström, A., Arain, M. A., Baker, I., Chen, J. M., Ciais, P., Davidson, C., Dietze, M., El-Masri, B., Hayes, D., Huntingford, C., Jain, A. K., Levy, P. E., Lomas, M. R., Poulter, B., Price, D., Sahoo, A. K., Schaefer, K., Tian, H., Tomelleri, E., Verbeeck, H., Viovy, N., Wania, R., Zeng, N., and Miller, C. E.: Carbon cycle uncertainty in the Alaskan Arctic, *Biogeosciences*, 11, 4271-4288, 10.5194/bg-11-4271-2014, 2014.
- Foereid, B., Ward, D. S., Mahowald, N., Paterson, E., and Lehmann, J.: The sensitivity of carbon turnover in the Community Land Model to modified assumptions about soil processes, *Earth System Dynamics*, 5, 211-221, 10.5194/esd-5-211-2014, 2014.
- 475 Gao, X., Avramov, A., Saikawa, E., and Schlosser, C. A.: Emulation of Community Land Model Version 5 (CLM5) to Quantify Sensitivity of Soil Moisture to Uncertain Parameters, 2020.
- Goulden, M. L., Winston, G. C., McMillan, A. M. S., Litvak, M. E., Read, E. L., Rocha, A. V., and Rob Elliot, J.: An eddy covariance mesonet to measure the effect of forest age on land-atmosphere exchange, *Global Change Biology*, 12, 2146-2162, 10.1111/j.1365-2486.2006.01251.x, 2006.



- 480 Gray, D. M. and Male, D. H.: Handbook of Snow: Principles, Processes, Management & Use, Blackburn Press, Caldwell, New Jersey 1981.
- Grogan, P. and Jonasson, S.: Temperature and substrate controls on intra-annual variation in ecosystem respiration in two subarctic vegetation types, *Global Change Biology*, 11, 465-475, 10.1111/j.1365-2486.2005.00912.x, 2005.
- 485 Hamdi, S., Moyano, F., Sall, S., Bernoux, M., and Chevallier, T.: Synthesis analysis of the temperature sensitivity of soil respiration from laboratory studies in relation to incubation methods and soil conditions, *Soil Biology and Biochemistry*, 58, 115-126, 10.1016/j.soilbio.2012.11.012, 2013.
- Helbig, M., Chasmer, L. E., Kljun, N., Quinton, W. L., Treat, C. C., and Sonnentag, O.: The positive net radiative greenhouse gas forcing of increasing methane emissions from a thawing boreal forest-wetland landscape, *Glob Chang Biol*, 23, 2413-2427, 10.1111/gcb.13520, 2017.
- 490 Helbig, M., Wischniewski, K., Gosselin, G. H., Biraud, S. C., Bogoev, I., Chan, W. S., Euskirchen, E. S., Glenn, A. J., Marsh, P. M., Quinton, W. L., and Sonnentag, O.: Addressing a systematic bias in carbon dioxide flux measurements with the EC150 and the IRGASON open-path gas analyzers, *Agricultural and Forest Meteorology*, 228-229, 349-359, 10.1016/j.agrformet.2016.07.018, 2016.
- Hersbach, H., Bell, B., Berrisford, P., Hirahara, S., Horányi, A., Muñoz - Sabater, J., Nicolas, J., Peubey, C., Radu, R., Schepers, D., Simmons, A., Soci, C., Abdalla, S., Abellan, X., Balsamo, G., Bechtold, P., Biavati, G., Bidlot, J., Bonavita, M., Chiara, G., Dahlgren, P., Dee, D., Diamantakis, M., Dragani, R., Flemming, J., Forbes, R., Fuentes, M., Geer, A., Haimberger, L., Healy, S., Hogan, R. J., Hólm, E., Janisková, M., Keeley, S., Laloyaux, P., Lopez, P., Lupu, C., Radnoti, G., Rosnay, P., Rozum, I., Vamborg, F., Villaume, S., and Thépaut, J. N.: The ERA5 global reanalysis, *Quarterly Journal of the Royal Meteorological Society*, 146, 1999-2049, 10.1002/qj.3803, 2020.
- 495 Hugelius, G., Tarnocai, C., Broll, G., Canadell, J. G., Kuhry, P., and Swanson, D. K.: The Northern Circumpolar Soil Carbon Database: spatially distributed datasets of soil coverage and soil carbon storage in the northern permafrost regions, *Earth System Science Data*, 5, 3-13, 10.5194/essd-5-3-2013, 2013.
- Huntzinger, D. N., Schaefer, K., Schwalm, C., Fisher, J. B., Hayes, D., Stofferahn, E., Carey, J., Michalak, A. M., Wei, Y., Jain, A. K., Kolus, H., Mao, J., Poulter, B., Shi, X., Tang, J., and Tian, H.: Evaluation of simulated soil carbon dynamics in Arctic-Boreal ecosystems, *Environmental Research Letters*, 15, 10.1088/1748-9326/ab6784, 2020.
- 505 Jenkinson, D. S.: The turnover of organic carbon and nitrogen in soil, *Philosophical Transactions of the Royal Society of London. Series B: Biological Sciences*, 329, 361-368, 10.1098/rstb.1990.0177, 1990.
- Jentzsch, K., Boike, J., and Foken, T.: Importance of the WPL correction for the measurement of small CO₂ fluxes, *Atmospheric Measurement Techniques*, 14, 7291-7296, 10.5194/amt-14-7291-2021, 2021a.
- 510 Jentzsch, K., Schulz, A., Pirk, N., Foken, T., Crewell, S., and Boike, J.: High Levels of CO₂ Exchange During Synoptic - Scale Events Introduce Large Uncertainty Into the Arctic Carbon Budget, *Geophysical Research Letters*, 48, 10.1029/2020gl092256, 2021b.
- Jeong, S.-J., Bloom, A. A., Schimel, D., Sweeney, C., Parazoo, N. C., Medvigy, D., Schaepman-Strub, G., Zheng, C., Schwalm, C. R., Huntzinger, D. N., Michalak, A. M., and Miller, C. E.: Accelerating rates of Arctic carbon cycling revealed by long-term atmospheric CO₂ measurements, *Science Advances*, 4, eaao1167, 10.1126/sciadv.aao1167, 2018.
- 515 Jordan, R.: A One-Dimensional Temperature Model for a Snow Cover - Technical Documentation for SNTHERM.89, 1991.
- Kim, D., Lee, M.-I., and Seo, E.: Improvement of Soil Respiration Parameterization in a Dynamic Global Vegetation Model and Its Impact on the Simulation of Terrestrial Carbon Fluxes, *Journal of Climate*, 32, 127-143, 10.1175/JCLI-D-18-0018.1, 2019.
- 520 Kim, R. S., Kumar, S., Vuyovich, C., Houser, P., Lundquist, J., Mudryk, L., Durand, M., Barros, A., Kim, E., Forman, B. A., Gutmann, E., Wrzesien, M., Garnuad, C., Sandells, M., Marshall, H.-P., Cristea, N., Pflug, J. M., Johnston, J., Cao, Y., Mocko, D., and Wang, S.: Snow Ensemble Uncertainty Project (SEUP): quantification of snow water equivalent uncertainty across North America via ensemble land surface modeling, *The Cryosphere*, 15, 771-791, 10.5194/tc-15-771-2021, 2021.
- 525 King, J., Derksen, C., Toose, P., Langlois, A., Larsen, C., Lemmetyinen, J., Marsh, P., Montpetit, B., Roy, A., Rutter, N., and Sturm, M.: The influence of snow microstructure on dual-frequency radar measurements in a tundra environment, *Remote Sensing of Environment*, 215, 242-254, 10.1016/j.rse.2018.05.028, 2018.
- Kirschbaum, M. U. F.: The Temperature Dependence of Soil Organic Matter Decomposition, and the Effect of Global Warming on Soil Organic C Storage, *Soil Biology and Biochemistry*, 27, 753-760, 10.1016/0038-0717(94)00242-S, 1995.



- 530 Koven, C. D., Riley, W. J., Subin, Z. M., Tang, J. Y., Torn, M. S., Collins, W. D., Bonan, G. B., Lawrence, D. M., and Swenson, S. C.: The effect of vertically resolved soil biogeochemistry and alternate soil C and N models on C dynamics of CLM4, *Biogeosciences*, 10, 7109-7131, 10.5194/bg-10-7109-2013, 2013.
- Larsen, K. S., Ibrom, A., Jonasson, S., Michelsen, A., and Beier, C.: Significance of cold-season respiration and photosynthesis in a subarctic heath ecosystem in Northern Sweden, *Global Change Biology*, 13, 1498-1508, 10.1111/j.1365-2486.2007.01370.x, 2007.
- 535 Lasslop, G., Reichstein, M., Kattge, J., and Papale, D.: Influences of observation errors in eddy flux data on inverse model parameter estimation, *Biogeosciences*, 5, 1311-1324, 10.5194/bg-5-1311-2008, 2008.
- Lawrence, D. M., Fisher, R. A., Koven, C., Oleson, K., Swenson, S., Vertenstein, M., Andre, B., Bonan, G., Ghimire, B., van Kampenhout, L., Kennedy, D., Kluzek, E., Knox, R., Lawrence, P., Li, F., Li, H., Lombardozzi, D., Lu, Y., Perket, J., Riley, W. J., Sacks, W. J., Shi, M., Wieder, W. R., Xu, C., Ali, A. A., Badger, A. M., Bisht, G., Broxton, P. D., Brunke, M. A., Buzan, J., Clark, M., Craig, T., Dahlin, K., Drewniak, B., Emmons, L., Fisher, J. B., Flanner, M., Gentine, P., Lenaerts, J., Levis, S., Leung, L. R., Lipscomb, W. H., Pelletier, J. D., Ricciuto, D. M., Sanderson, B. M., Shuman, J., Slater, A., Subin, Z. M., Tang, J., Tawfik, A., Thomas, Q., Tilmes, S., Vitt, F., and Zeng, X.: Technical Description of version 5.0 of the Community Land Model (CLM), National Centre for Atmospheric Research, Boulder, Colorado, 2018.
- 540 Lawrence, D. M., Fisher, R. A., Koven, C. D., Oleson, K. W., Swenson, S. C., Bonan, G., Collier, N., Ghimire, B., Kampenhout, L., Kennedy, D., Kluzek, E., Lawrence, P. J., Li, F., Li, H., Lombardozzi, D., Riley, W. J., Sacks, W. J., Shi, M., Vertenstein, M., Wieder, W. R., Xu, C., Ali, A. A., Badger, A. M., Bisht, G., Broeke, M., Brunke, M. A., Burns, S. P., Buzan, J., Clark, M., Craig, A., Dahlin, K., Drewniak, B., Fisher, J. B., Flanner, M., Fox, A. M., Gentine, P., Hoffman, F., Keppel - Aleks, G., Knox, R., Kumar, S., Lenaerts, J., Leung, L. R., Lipscomb, W. H., Lu, Y., Pandey, A., Pelletier, J. D., Perket, J., Randerson, J. T., Ricciuto, D. M., Sanderson, B. M., Slater, A., Subin, Z. M., Tang, J., Thomas, R. Q., Val Martin, M., and Zeng, X.: The Community Land Model Version 5: Description of New Features, Benchmarking, and Impact of Forcing Uncertainty, *Journal of Advances in Modeling Earth Systems*, 11, 4245-4287, 10.1029/2018ms001583, 2019.
- 550 Lawrence, P. J. and Chase, T. N.: Representing a new MODIS consistent land surface in the Community Land Model (CLM 3.0), *Journal of Geophysical Research*, 112, 10.1029/2006jg000168, 2007.
- Liang, J., Chen, K., Siqintana, Huo, T., Zhang, Y., Jing, J., and Feng, W.: Towards improved modeling of SOC decomposition: soil water potential beyond the wilting point, *Glob Chang Biol*, 28, 3665-3673, 10.1111/gcb.16127, 2022.
- 555 Liu, Z., Kimball, J. S., Parazoo, N. C., Ballantyne, A. P., Wang, W. J., Madani, N., Pan, C. G., Watts, J. D., Reichle, R. H., Sonnentag, O., Marsh, P., Hurkuck, M., Helbig, M., Quinton, W. L., Zona, D., Ueyama, M., Kobayashi, H., and Euskirchen, E. S.: Increased high-latitude photosynthetic carbon gain offset by respiration carbon loss during an anomalous warm winter to spring transition, *Glob Chang Biol*, 26, 682-696, 10.1111/gcb.14863, 2020.
- 560 Lloyd, J. and Taylor, J. A.: On the temperature dependence of soil respiration, *Functional Ecology*, 8, 315-323, 1994.
- Lüers, J., Westermann, S., Piel, K., and Boike, J.: Annual CO₂ budget and seasonal CO₂ exchange signals at a high Arctic permafrost site on Spitsbergen, Svalbard archipelago, *Biogeosciences*, 11, 6307-6322, 10.5194/bg-11-6307-2014, 2014.
- Mahecha, M. D., Reichstein, M., Carvalhais, N., Lasslop, G., Lange, H., Seneviratne, S. I., Vargas, R., Ammann, C., Arain, M. A., Cescatti, A., Janssens, I. A., Migliavacca, M., Montagnani, L., and Richardson, A. D.: Global convergence in the temperature sensitivity of respiration at ecosystem level, *Science*, 329, 838-840, 10.1126/science.1189587, 2010.
- 565 Malle, J., Rutter, N., Webster, C., Mazzotti, G., Wake, L., and Jonas, T.: Effect of Forest Canopy Structure on Wintertime Land Surface Albedo: Evaluating CLM5 Simulations With In - Situ Measurements, *Journal of Geophysical Research: Atmospheres*, 126, 10.1029/2020jd034118, 2021.
- Marsh, P., Pomeroy, J., Pohl, S., Quinton, W., Onclin, C., Russell, M., Neumann, N., Pietroniro, A., Davison, B., and McCartney, S.: Snowmelt Processes and Runoff at the Arctic Treeline: Ten Years of MAGS Research, in: *Cold Region Atmospheric and Hydrologic Studies. The Mackenzie GEWEX Experience*, edited by: Woo, M.-k., 2, Springer Berlin, Heidelberg, 97-123, 10.1007/978-3-540-75136-6_6, 2008.
- 570 Martin, M. R., Kumar, P., Sonnentag, O., and Marsh, P.: Thermodynamic basis for the demarcation of Arctic and alpine treelines, *Sci Rep*, 12, 12565, 10.1038/s41598-022-16462-2, 2022.
- 575 Melton, J. R. and Arora, V.: Competition between plant functional types in the Canadian Terrestrial Ecosystem Model (CTEM) v. 2.0, *Geoscientific Model Development*, 9, 323-361, 10.5194/gmd-9-323-2016, 2016.



- Meyer, N., Welp, G., and Amelung, W.: The Temperature Sensitivity (Q10) of Soil Respiration: Controlling Factors and Spatial Prediction at Regional Scale Based on Environmental Soil Classes, *Global Biogeochemical Cycles*, 32, 306-323, 10.1002/2017gb005644, 2018.
- 580 Mikan, C. J., Schimel, J. P., and Doyle, A. P.: Temperature controls of microbial respiration in arctic tundra soils above and below freezing, *Soil Biology and Biochemistry*, 34, 1785-1795, 10.1016/s0038-0717(02)00168-2, 2002.
- Moyano, F. E., Vasilyeva, N., Bouckaert, L., Cook, F., Craine, J., Curiel Yuste, J., Don, A., Epron, D., Formanek, P., Franzluebbers, A., Ilstedt, U., Kätterer, T., Orchard, V., Reichstein, M., Rey, A., Ruamps, L., Subke, J. A., Thomsen, I. K., and Chenu, C.: The moisture response of soil heterotrophic respiration: interaction with soil properties, *Biogeosciences*, 9, 1173-1182, 10.5194/bg-9-1173-2012, 2012.
- 585 Mudryk, L., Santolaria-Otín, M., Krinner, G., Ménégoz, M., Derksen, C., Brutel-Vuilmet, C., Brady, M., and Essery, R.: Historical Northern Hemisphere snow cover trends and projected changes in the CMIP6 multi-model ensemble, *The Cryosphere*, 14, 2495-2514, 10.5194/tc-14-2495-2020, 2020.
- Natali, S. M., Watts, J. D., Rogers, B. M., Potter, S., Ludwig, S. M., Selbmann, A.-K., Sullivan, P. F., Abbott, B. W., Arndt, K. A., Birch, L., Björkman, M. P., Bloom, A. A., Celis, G., Christensen, T. R., Christiansen, C. T., Commane, R., Cooper, E. J., Crill, P., Czimczik, C., Davydov, S., Du, J., Egan, J. E., Elberling, B., Euskirchen, E. S., Friborg, T., Genet, H., Göckede, M., Goodrich, J. P., Grogan, P., Helbig, M., Jafarov, E. E., Jastrow, J. D., Kalhori, A. A. M., Kim, Y., Kimball, J. S., Kutzbach, L., Lara, M. J., Larsen, K. S., Lee, B.-Y., Liu, Z., Lorant, M. M., Lund, M., Lupascu, M., Madani, N., Malhotra, A., Matamala, R., McFarland, J., McGuire, A. D., Michelsen, A., Minions, C., Oechel, W. C., Olefeldt, D., Parmentier, F.-J. W., Pirk, N., Poulter, B., Quinton, W., Rezanezhad, F., Risk, D., Sachs, T., Schaefer, K., Schmidt, N. M., Schuur, E. A. G., Semenchuk, P. R., Shaver, G., Sonnentag, O., Starr, G., Treat, C. C., Waldrop, M. P., Wang, Y., Welker, J., Wille, C., Xu, X., Zhang, Z., Zhuang, Q., and Zona, D.: Large loss of CO₂ in winter observed across the northern permafrost region, *Nature Climate Change*, 9, 852-857, 10.1038/s41558-019-0592-8, 2019.
- 590 Olsson, P. Q., Sturm, M., Racine, C. H., Romanovsky, V., and Liston, G. E.: Five Stages of the Alaskan Arctic Cold Season with Ecosystem Implications, *Arctic, Antarctic, and Alpine Research*, 35, 74-81, 10.1657/1523-0430(2003)035[0074:Fsoataa]2.0.Co;2, 2003.
- Öquist, M. G., Sparrman, T., Klemetsson, L., Drotz, S. H., Grip, H., Schleucher, J., and Nilsson, M.: Water availability controls microbial temperature responses in frozen soil CO₂ production, *Global Change Biology*, 15, 2715-2722, 10.1111/j.1365-2486.2009.01898.x, 2009.
- 605 Orchard, V. A. and Cook, F. J.: Relationship Between Soil Respiration and Soil Moisture, *Soil Biology and Biochemistry*, 15, 447-453, 10.1016/0038-0717(83)90010-X, 1983.
- Pan, X., Yang, D., Li, Y., Barr, A., Helgason, W., Hayashi, M., Marsh, P., Pomeroy, J., and Janowicz, R. J.: Bias corrections of precipitation measurements across experimental sites in different ecoclimatic regions of western Canada, *The Cryosphere*, 10, 2347-2360, 10.5194/tc-10-2347-2016, 2016.
- 610 Pomeroy, J., Marsh, P., and Lesack, L.: Relocation of Major Ions in Snow along the Tundra-Taiga Ecotone, *Nordic Hydrology*, 24, 151-168, 10.2166/nh.1993.0019, 1993.
- Pongracz, A., Wårlind, D., Miller, P. A., and Parmentier, F.-J. W.: Model simulations of arctic biogeochemistry and permafrost extent are highly sensitive to the implemented snow scheme in LPJ-GUESS, *Biogeosciences*, 18, 5767-5787, 10.5194/bg-18-5767-2021, 2021.
- 615 Quinton, W. L. and Marsh, P.: A Conceptual Framework for Runoff Generation in a Permafrost Environment, *Hydrological Processes*, 13, 2563-2581, 10.1002/(SICI)1099-1085(199911)13:16<2563::AID-HYP942>3.0.CO;2-D, 1999.
- Rafat, A., Rezanezhad, F., Quinton, W. L., Humphreys, E. R., Webster, K., and Van Cappellen, P.: Non-growing season carbon emissions in a northern peatland are projected to increase under global warming, *Communications Earth & Environment*, 2, 10.1038/s43247-021-00184-w, 2021.
- 620 Reichstein, M., Falge, E., Baldocchi, D., Papale, D., Aubinet, M., Berbigier, P., Bernhofer, C., Buchmann, N., Gilmanov, T., Granier, A., Grunwald, T., Havrankova, K., Iivesniemi, H., Janous, D., Knohl, A., Laurila, T., Lohila, A., Loustau, D., Matteucci, G., Meyers, T., Miglietta, F., Ourcival, J.-M., Pumpanen, J., Rambal, S., Rotenberg, E., Sanz, M., Tenhunen, J., Seufert, G., Vaccari, F., Vesala, T., Yakir, D., and Valentini, R.: On the separation of net ecosystem exchange into assimilation and ecosystem respiration: review and improved algorithm, *Global Change Biology*, 11, 1424-1439, 10.1111/j.1365-2486.2005.001002.x, 2005.
- 625



- Rogers, A., Serbin, S. P., Ely, K. S., Sloan, V. L., and Wullschleger, S. D.: Terrestrial biosphere models underestimate photosynthetic capacity and CO₂ assimilation in the Arctic, *New Phytol*, 216, 1090-1103, 10.1111/nph.14740, 2017.
- Royer, A., Picard, G., Vargel, C., Langlois, A., Gouttevin, I., and Dumont, M.: Improved Simulation of Arctic Circumpolar Land Area Snow Properties and Soil Temperatures, *Frontiers in Earth Science*, 9, 10.3389/feart.2021.685140, 2021.
- 630 Schädel, C., Koven, C. D., Lawrence, D. M., Celis, G., Garnello, A. J., Hutchings, J., Mauritz, M., Natali, S. M., Pegoraro, E., Rodenhizer, H., Salmon, V. G., Taylor, M. A., Webb, E. E., Wieder, W. R., and Schuur, E. A. G.: Divergent patterns of experimental and model-derived permafrost ecosystem carbon dynamics in response to Arctic warming, *Environmental Research Letters*, 13, 10.1088/1748-9326/aae0ff, 2018.
- Schmidt, S. K., Wilson, K. L., Monson, R. K., and Lipson, D. A.: Exponential growth of “snow molds” at sub-zero
635 temperatures: an explanation for high beneath-snow respiration rates and Q₁₀ values, *Biogeochemistry*, 95, 13-21, 10.1007/s10533-008-9247-y, 2008.
- Schuur, E. A., McGuire, A. D., Schadel, C., Grosse, G., Harden, J. W., Hayes, D. J., Hugelius, G., Koven, C. D., Kuhry, P., Lawrence, D. M., Natali, S. M., Olefeldt, D., Romanovsky, V. E., Schaefer, K., Turetsky, M. R., Treat, C. C., and Vonk, J. E.: Climate change and the permafrost carbon feedback, *Nature*, 520, 171-179, 10.1038/nature14338, 2015.
- 640 Smith, C. D.: Correcting the Wind Bias in Snowfall Measurements Made with a Geonor T-200B Precipitation Gauge and Alter Wind Shield, *Bulletin of the Canadian and Oceanographic Meteorological Society*, 36, 162-167, 2008.
- Starr, G. and Oberbauer, S. F.: Photosynthesis of Arctic Evergreens under Snow: Implications for Tundra Ecosystem Carbon Balance, *Ecology*, 84, 1415-1420, 10.1890/02-3154, 2003.
- Sturm, M., Holmgren, J., König, M., and Morris, K.: The thermal conductivity of seasonal snow, *Journal of Glaciology*, 43,
645 26-41, 10.3189/s0022143000002781, 1997.
- Swenson, S. C. and Lawrence, D. M.: A new fractional snow-covered area parameterization for the Community Land Model and its effect on the surface energy balance, *Journal of Geophysical Research: Atmospheres*, 117, 10.1029/2012jd018178, 2012.
- Tao, J., Zhu, Q., Riley, W. J., and Neumann, R. B.: Improved ELMv1-ECA simulations of zero-curtain periods and cold-season CH₄ and CO₂ emissions at Alaskan Arctic tundra sites, *The Cryosphere*, 15, 5281–5307, 10.5194/tc-15-5281-2021,
650 2021.
- Treharne, R., Rogers, B. M., Gasser, T., MacDonald, E., and Natali, S.: Identifying Barriers to Estimating Carbon Release From Interacting Feedbacks in a Warming Arctic, *Frontiers in Climate*, 3, 10.3389/fclim.2021.716464, 2022.
- van Dijk, A., Moene, A. F., and de Bruin, H. A. R.: The principles of surface flux physics: Theory, practice and description of the ECPACK library, Wageningen University, Wageningen, The Netherlands, 2004.
- 655 Vickers, D. and Mahrt, L.: Quality Control and Flux Sampling Problems for Tower and Aircraft Data, *Journal of Atmospheric and Oceanic Technology*, 14, 512-526, 10.1175/1520-0426(1997)014<0512:Qcafsp>2.0.Co;2, 1997.
- Virkkala, A. M., Aalto, J., Rogers, B. M., Tagesson, T., Treat, C. C., Natali, S. M., Watts, J. D., Potter, S., Lehtonen, A., Mauritz, M., Schuur, E. A. G., Kochendorfer, J., Zona, D., Oechel, W., Kobayashi, H., Humphreys, E., Goeckede, M., Iwata, H., Lafleur, P. M., Euskirchen, E. S., Bokhorst, S., Marushchak, M., Martikainen, P. J., Elberling, B., Voigt, C., Biasi, C.,
660 Sonnentag, O., Parmentier, F. W., Ueyama, M., Celis, G., St Louis, V. L., Emmerton, C. A., Peichl, M., Chi, J., Jarveoja, J., Nilsson, M. B., Oberbauer, S. F., Torn, M. S., Park, S. J., Dolman, H., Mammarella, I., Chae, N., Poyatos, R., Lopez-Blanco, E., Christensen, T. R., Kwon, M. J., Sachs, T., Holl, D., and Luoto, M.: Statistical upscaling of ecosystem CO₂ fluxes across the terrestrial tundra and boreal domain: Regional patterns and uncertainties, *Global Change Biology*, 27, 4040-4059,
665 10.1111/gcb.15659, 2021.
- Watson, S., Smith, C. D., Lassi, M., and Misfeldt, J.: An Evaluation of the Effectiveness of the Double Alter Wind Shield for Increasing the Catch Efficiency of the Geonor T-200B Precipitation Gauge, *Bulletin of the Canadian and Oceanographic Meteorological Society*, 36, 168-175, 2008.
- Watts, J., Natali, S. M., Minions, C., Risk, D., Arndt, K. A., Zona, D., Euskirchen, E. S., Rocha, A. V., Sonnentag, O., Helbig, M., Kalhori, A., Oechel, W. C., Ikawa, H., Ueyama, M., Suzuki, R., Kobayashi, H., Celis, G., Schuur, E. A. G., Humphreys, E. R., Kim, Y., Lee, B.-Y., Goetz, S. J., Madani, N., Schiferl, L., Commane, R., Kimball, J. S., Liu, Z., Torn, M. S., Potter, S., Wang, J. A., Jorgenson, T., Xiao, J., Li, X., and Edgar, C.: Soil respiration strongly offsets carbon uptake in Alaska and Northwest Canada, *Environmental Research Letters*, 10.1088/1748-9326/ac1222, 2021.



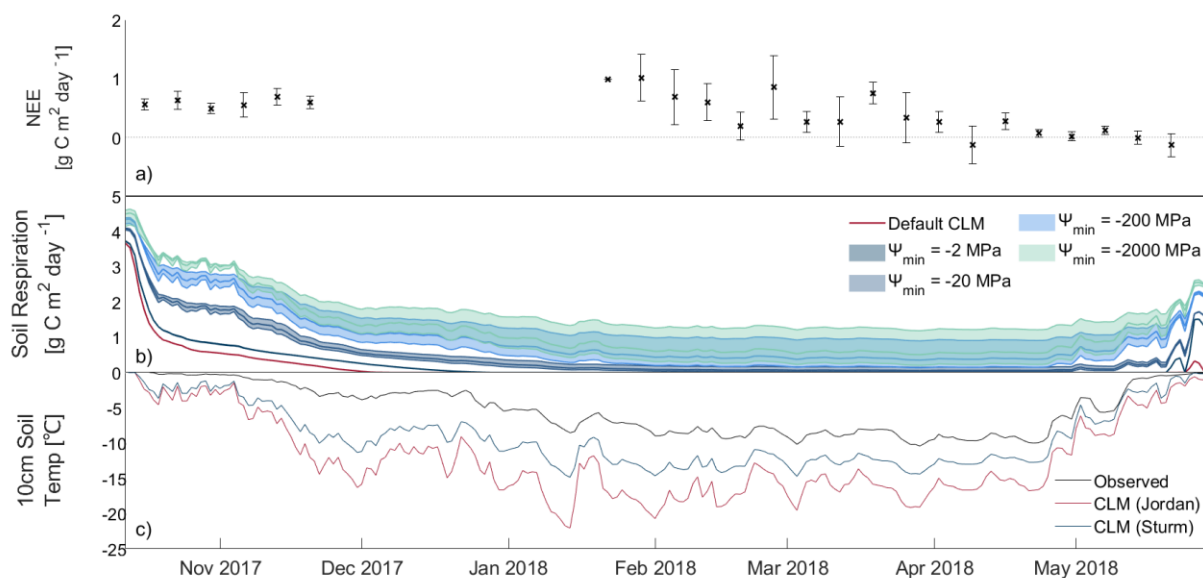
- 675 Wieder, W. R., Lawrence, D. M., Fisher, R. A., Bonan, G. B., Cheng, S. J., Goodale, C. L., Grandy, A. S., Koven, C. D., Lombardozzi, D. L., Oleson, K. W., and Thomas, R. Q.: Beyond Static Benchmarking: Using Experimental Manipulations to Evaluate Land Model Assumptions, *Global Biogeochem Cycles*, 33, 1289-1309, [10.1029/2018GB006141](https://doi.org/10.1029/2018GB006141), 2019.
- Wilcox, E. J., Keim, D., de Jong, T., Walker, B., Sonntag, O., Sniderhan, A. E., Mann, P., and Marsh, P.: Tundra shrub expansion may amplify permafrost thaw by advancing snowmelt timing, *Arctic Science*, 5, 202-217, [10.1139/as-2018-0028](https://doi.org/10.1139/as-2018-0028), 2019.
- 680 Wu, Y., Verseghy, D. L., and Melton, J. R.: Integrating peatlands into the coupled Canadian Land Surface Scheme (CLASS) v3.6 and the Canadian Terrestrial Ecosystem Model (CTEM) v2.0, *Geoscientific Model Development*, 9, 2639–2663, [10.5194/gmd-9-2639-2016](https://doi.org/10.5194/gmd-9-2639-2016), 2016.
- Yan, Z., Bond-Lamberty, B., Todd-Brown, K. E., Bailey, V. L., Li, S., Liu, C., and Liu, C.: A moisture function of soil heterotrophic respiration that incorporates microscale processes, *Nat Commun*, 9, 2562, [10.1038/s41467-018-04971-6](https://doi.org/10.1038/s41467-018-04971-6), 2018.
- 685 Yang, K., Wang, C., and Li, S.: Improved Simulation of Frozen - Thawing Process in Land Surface Model (CLM4.5), *Journal of Geophysical Research: Atmospheres*, 123, [10.1029/2017jd028260](https://doi.org/10.1029/2017jd028260), 2018.
- Yen, Y.-C.: Effective Thermal Conductivity of Ventilated Snow *Journal of Geophysical Research*, 1091-1098, 1962.
- Yen, Y.-C.: Review of thermal properties of snow, ice and sea ice, 1981.



690

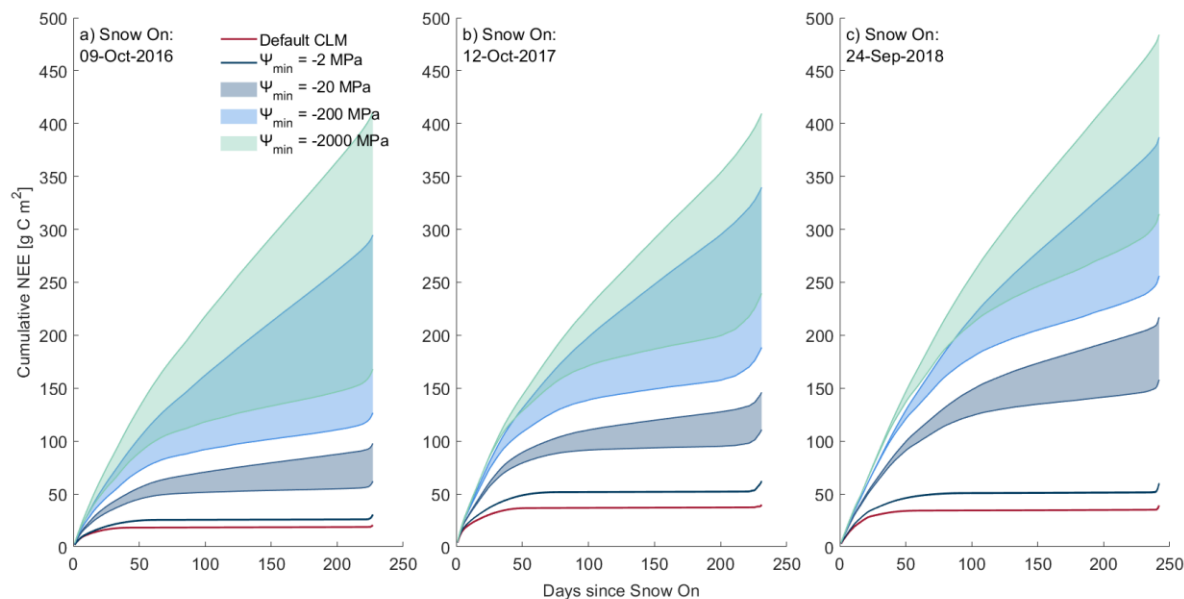
<i>Parameter to Adjust</i>	<i>Values</i>			
Q10 (Temperature sensitivity of soil respiration)	1.5 (<i>Default</i>)	2.5	5	7.5
Ψ_{min} (Moisture threshold for soil respiration)	-2 MPa (<i>Default</i>)	-20 MPa	-200 MPa	-2000 MPa
Snow Thermal Conductivity	Jordan (1991) (<i>Default</i>)		Sturm et al. (1997)	

Table 1: Parameters included in sensitivity analysis and the range of values sampled.



695 **Figure 1: a) Mean (crosses) and uncertainty (as per Lasslop et al. (2008); error bars) of measured NEE at weekly intervals. b) Simulated soil respiration. The default simulation (red) uses the Jordan (1991) parameterisation of snow thermal conductivity, and blue colours represent simulations using the Sturm et al. (1997) parameterisation of snow thermal conductivity. Darker blue colours represent less negative Ψ_{\min} and paler blue colours represent more negative values of Ψ_{\min} . Shaded areas on b) represent the range of respiration fluxes for simulations using the Sturm et al. (1997) snow thermal conductivity and the same Ψ_{\min} , but with different values of Q10 (1.5, 2.5, 5.0, 7.5). c) 10 cm soil temperatures, both observed (black) and simulated using both the default Jordan (1991; red) and Sturm et al. (1997; blue) snow thermal conductivity parameterisations.**

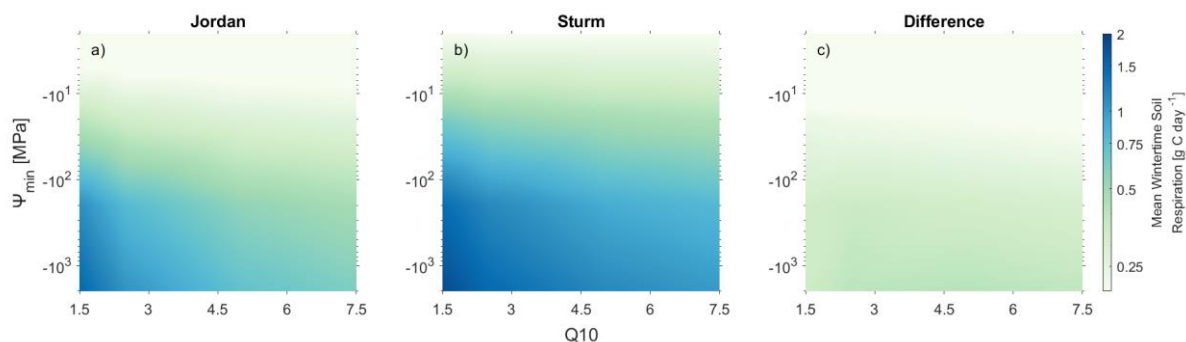
700



705

Figure 2: Cumulative Net Ecosystem Exchange (NEE) for the simulated snow cover duration of a) 2016 – 17 (227 days), b) 2017 – 18 (231 days), and c) 2018 – 19 (242 days) from the ensemble of simulations. Blue colours represent simulations using the snow thermal conductivity parameterisation of Sturm et al. (1997), with darker colours for less negative Ψ_{\min} . The shaded areas represent the range of Q10 (1.5 – 7.5) for each Ψ_{\min} . The dark red line represents the default CLM snow thermal conductivity parameterisation of Jordan (1991).

710



715

Figure 3: Contour plots showing the relative influence of Ψ_{\min} and Q10 on the simulations of mean soil respiration for all 3 snow-covered non-growing seasons using the snow thermal conductivity parameterisations of a) Jordan (1991) and b) Sturm et al. (1997). The difference between the two snow thermal conductivity parameterisations is shown in c).



720

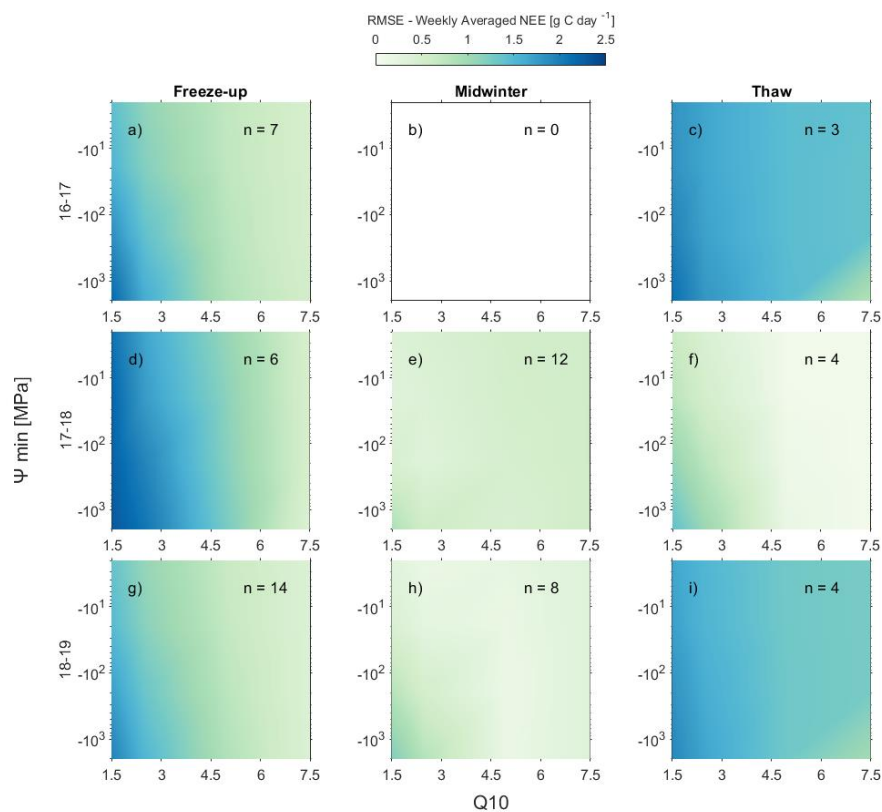


Figure 4: Evaluation of the impact of Ψ_{\min} and Q10 parameterisations on simulated Net Ecosystem Exchange (NEE) during freeze-up (a, d, g), midwinter (b, e, h) and thaw (c, f, i) periods of each snow-covered season for simulations using the (Sturm et al., 1997) snow thermal conductivity parameterisation. The number of weekly averages included in each panel are denoted by n values.

725

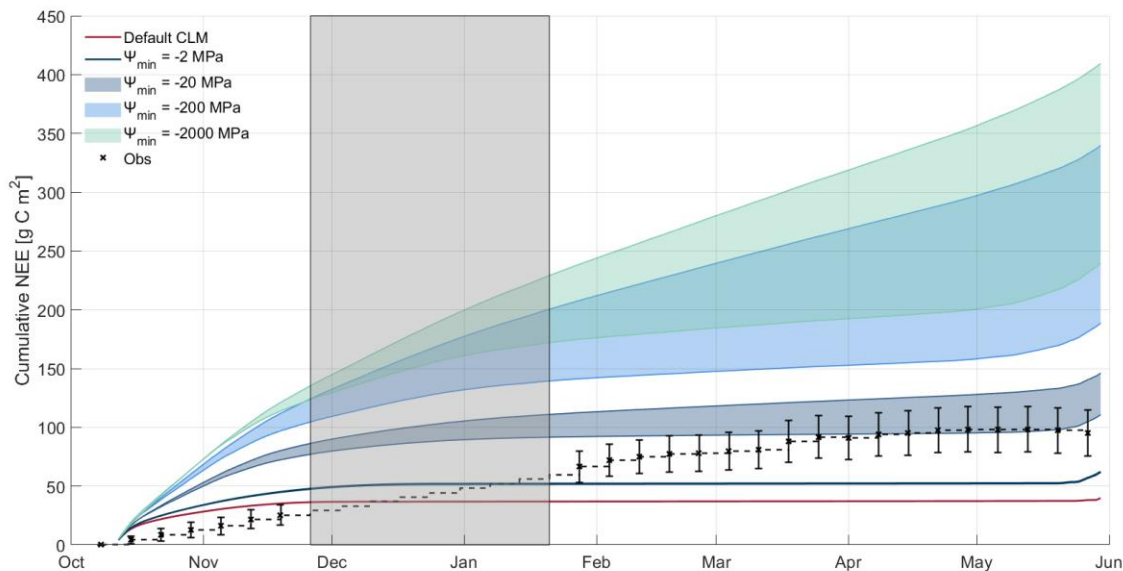


Figure 5: Cumulative Net Ecosystem Exchange (NEE) for winter 2017 – 18. The black crosses show cumulative weekly measured NEE, with error bars representing measurement uncertainty as per Lasslop et al. (2008). The grey area from late November to late January denotes the period where no NEE observations are available. Across this section, an average value for the six weeks before and after the gap is used to estimate cumulative NEE. Curves show the simulated cumulative NEE, with blue colours representing simulations using the snow thermal conductivity parameterisation of Sturm et al. (1997), with darker colours for less negative Ψ_{\min} . The shaded areas for these curves represent the range of Q10 (1.5 – 7.5) for each Ψ_{\min} . The dark red line represents the default CLM snow thermal conductivity parameterisation of Jordan (1991).

730

735

740