

# Modulation of the Intraseasonal Variability of Early Summer Precipitation in Eastern China by the Quasi-Biennial Oscillation and the Madden-Julian Oscillation

Zefan Ju<sup>1</sup>, Jian Rao<sup>1\*</sup>, Yue Wang<sup>1</sup>, Junfeng Yang<sup>2</sup>, and Qian Lu<sup>1</sup>

5 <sup>1</sup>Collaborative Innovation Center on Forecast and Evaluation of Meteorological Disasters / Key Laboratory of Meteorological Disaster of Ministry of Education, Nanjing University of Information Science and Technology, Nanjing 210044, China

<sup>2</sup>National Space Science Center, Chinese Academy of Sciences, Beijing 100190, China

*Correspondence to:* Dr. Jian Rao (raojian@nuist.edu.cn)

10 **Abstract.** Using the reanalysis and multiple observations, the possible impact of the Madden-Julian Oscillation (MJO) on early summer (June-July) rainfall in eastern China and its modulation by the Quasi-Biennial Oscillation (QBO) is examined. The composite results show that the suppressed (enhanced) convection anomalies for MJO phases 8-1 (4-5) more concentrated over maritime continent and western Pacific during EQBO (WQBO). As a consequence, more significant wet (dry) anomalies develop in South (eastern) China during MJO phases 8-1 (4-5) configured with easterly (westerly) QBO.

15 The enhancement and expansion of the anomalous tropical convection band do not necessarily correspond to enhancement of the extratropical circulation response to MJO phases 8-1 (4-5) configured with westerly (easterly) QBO. The anomalous high (low) over the maritime continent and western Pacific associated with MJO phases 8-1 (4-5) is intensified (deepened) during easterly (westerly) QBO, leading to large southwesterly (northeasterly) anomalies in South China and coasts, carrying abundant (sparse) moisture. Two anomalous meridional circulation cells are observed for MJO phases 8-1 in the East Asia

20 sector, with downwelling anomalies around 5–20°N, upwelling anomalies around 20–30°N, and another downwelling branch northward of 30°N, which are enhanced during easterly QBO. The anomalous meridional circulation cells are reversed for MJO phases 4-5, which are stronger during westerly QBO with the anomalous downwelling and dry anomalies covering eastern China. The combined impact of MJO phases 8-1 and easterly QBO on the early summer rainfall is noticeable in 1996 and 2020. The enormous rainfall amount appeared along the Yangtze River in 1996 and 2020 due to the

25 extended period of the MJO phases 8-1 under the background of the easterly QBO.

## 1 Introduction

As the dominant mode on the intraseasonal timescale in the tropics, the Madden-Julian Oscillation (MJO) is characterized by eastward-propagating organized convection systems (Madden and Julian, 1971). The MJO is connected with the coupling convection of mixed Rossby-gravity waves (MRGs), which are initialized in the upper level of the western tropical Indian

30 Ocean (Takasuka et al., 2019, 2021). ~~This coupling convection system, after stimulation, usually propagates along the~~

equator and excites Rossby wave trains (Gill, 1980; Matsuno, 1966) that influences the extratropics (Seo and Son, 2012; Zhang, 2005). The convection associated with the MJO can excite multiple teleconnections in both the stratosphere and the troposphere (Alexander et al., 2018; Garfinkel and Schwartz, 2017; Garfinkel et al., 2014). These teleconnections can further affect the near surface weather and climate (Jenney et al., 2019; Zheng and Chang, 2019). Recent studies also indicate that the stratosphere can also be modulated by the MJO (Garfinkel et al., 2014; Moss et al., 2016; Yang et al., 2019). The stratospheric sudden warming (SSW) and the North Atlantic Oscillation (NAO) northern annular mode can develop following the enhanced convections over the western tropical Pacific (Barnes et al., 2019; Kang and Tziperman, 2018). The strength of the MJO varies with the season, which is more evident in boreal winter but much weaker in boreal summer (Lafleur et al., 2015; Lu and Hsu, 2017). This difference may be attributed to the surface moistening and strengthened convection in the Intertropical Convergence Zone (ITCZ) in boreal winter, differing from larger static stability and strengthened sinking motion in boreal summer (Wang et al., 2020). ~~Toms et al., (2020) showed that~~ This nonuniformity with the season is also identified for the relationship between the Quasi-Biennial Oscillation (QBO) and the MJO, with the MJO-QBO-QBO-MJO teleconnection getting maximized in boreal winter (Toms et al., 2020; Martin et al., 2021). The teleconnection between QBO and MJO in boreal winters has been widely documented in some recent studies (Densmore et al., 2019; Klotzbach et al., 2019; Kim et al., 2020a; ~~Klotzbach et al., 2019;~~ Wang and Wang, 2021; ~~Wang et al., 2013~~). In contrast, the ~~QBO teleconnection~~ MJO-QBO link in the boreal summer ~~was seldom reported~~ reported to be weak and have a decadal variability in literature (Yoo and Son, 2016; Wang et al., 2019), although the ~~individual~~ influence of the MJO on the surface weather in boreal summer has been analyzed (~~Bai et al., 2022; Zhang et al., 2009; Wang et al., 2013; Zhang et al., 2009~~ Bai et al., 2022).

The quasi-biennial oscillation (QBO) is described as periodic alternation of easterly and westerly zonal winds in the tropical stratosphere with an average period of 28 months (Baldwin et al., 2001). As an important phenomenon in stratosphere, QBO can influence surface weather and climate by three routes, including polar stratosphere route (Anstey and Shepherd, 2014; Holton and Tan, 1980, 1982; Rao et al., 2020b), tropical convection route (~~Collimore et al., 2003; Garfinkel and Hartmann, 2014; Haynes et al., 2021; Hitchman et al., 2021;~~ Son et al., 2017) and subtropical route (Garfinkel and Hartmann, 2011; Rao et al., 2020a). The anomalous high over the Pacific, owing to the QBO wind downward-arching into the troposphere, influence the Asia-Pacific climate (Rao et al. 2020a; Wang et al., 2021). Hu et al. (2022) found that QBO can also influence summer precipitation in China.

The persistent extreme rainfall (PER) event is a high-impact weather globally, which usually leads to a fast accumulation of water and even urban waterlogging (Wang and Zhang, 2008; Qian et al., 2013; Zou and Ren, 2015; Rao et al., 2022). During June–July PER events occur in East Asia and the rainbelt usually forms from the Yangtze-Huai Rivers to South of Japan, known as the Meiyu-Baiu (Takaya et al., 2020; Takahashi and Fujinami, 2021; Chen et al., 2021a, 2022). On average, the Meiyu-Baiu rain season persists from late June to early July, and the rainfall in June-July has an evident intraseasonal variance with an averaged cycle of 10–20 days (Ding et al., 2020). Previous studies have established the possible relationship between the tropical MJO and the intraseasonal variability of China rainfall in winter (Jia et al., 2011; Ren and

65 Ren, 2017; Chen et al., 2021b), and the tropical MJO can significantly affect the weather in East China (Jeong et al., 2008; Takahashi et al., 2012; Kim et al., 2020b). It is identified that the MJO impact the precipitation in Southern China via exciting a Rossby wave spreading from tropical Indian Ocean to East Asia along the westerly wind waveguide (Zhang et al., 2009).

70 Considering that the MJO strength can be modulated by the QBO (Densmore et al., 2019; Klotzbach et al., 2019; Wang and Wang, 2021), recent studies have found that the MJO convection is much stronger during the easterly phase of the QBO at 50 hPa than the westerly phase in boreal winter (Son et al., 2017; Toms et al., 2020). When the QBO winds are easterlies at 50 hPa, easterly shears appear below the QBO wind center, which correspond to tropical cold anomalies (and therefore positive meridional temperature gradient anomalies) by the thermal wind balance (Collimore et al., 2003; Rao et al. 2020a). Therefore, the easterly QBO increases the statistic instability in the upper troposphere, while the westerly QBO decreases the statistic instability. As a consequence, the MJO-related tropical convection enhances in EQBO and weakens in WQBO.

75 The modulation of QBO on MJO related precipitation in East Asia in boreal winter was reported in Kim et al. (2020a). They found that EQBO enhances the MJO-related rainfall anomalies while WQBO weakens in boreal winter. Given that the rainfall is much larger in boreal summer than in boreal winter (Mao et al., 2022; Wu et al., 2021), a better understanding of the summer rainfall variability is a prerequisite for timely long-range prediction of the weather (Pfahl et al., 2017; Sillmann, 80 2017). This study is aimed to explore the impact of the tropical MJO on the summer rainfall in China and its modulation by the QBO. An exploration of the impact of the MJO on early summer rainfall and its modulation by the QBO can further improve our understanding of the summer rainfall variability and therefore a better forecast of summer rainfall especially on the long-range timescale (Li, 2016; Zhu et al., 2017; Liang et al., 2019).

This paper is constructed as follows. Following the introduction, section 2 introduces the data and methods employed in this 85 study. Distribution of circulation and rainfall anomalies for typical MJO phases is shown in section 3. The modulation of the QBO on the MJO-related rainfall anomalies during early summer (June-July) in China is discussed in section 4. The physical processes responsible for the eastern China rainfall variability associated with the MJO and its modulation by the QBO are analyzed in section 5. Two typical summers (1996 and 2020) are examined in section 6. Finally, summary and discussion is presented in section 7.

## 90 **2 Data and methods**

To investigate the circulation and rainfall anomalies associated with the tropical MJO, several datasets are used in this study. Daily interpolated outgoing longwave radiation (OLR) spanning from 1979–2021 is provided by the National Atmospheric and Oceanic Administration (NOAA) with a horizontal resolution of  $2.5^{\circ} \times 2.5^{\circ}$  (Liebmann and Smith, 1996). Further, the European Centre for Medium-Range Weather Forecasts atmosphere reanalysis version 5 (Hersbach et al., 2020) is used for 95 construction of the composite circulation and moisture patterns. Variables from ERA5 used in this study include the horizontal winds, geopotential height and vertical velocity at pressure coordinate. ERA5 has a horizontal resolution of

0.25°×0.25° and spans from 1000–1 hPa at 37 pressure levels. In addition, the CPC daily land precipitation (Chen et al., 2008) is employed to calculate the composite rainfall anomalies associated with the MJO. The CPC land precipitation has a horizontal resolution of 0.5°×0.5°, covering the timespan of 1979–2021. The surface pressure, horizontal winds and geopotential height and specific humidity, which are used to calculate the vertically integrated moisture flux (VIMF) are derived from NCEP-NCAR Reanalysis I which have a horizontal resolution of 2.5°×2.5° (Kalnay et al., 1996). It should be noted that different latitude ranges are chosen for different quantities to better show the key results.

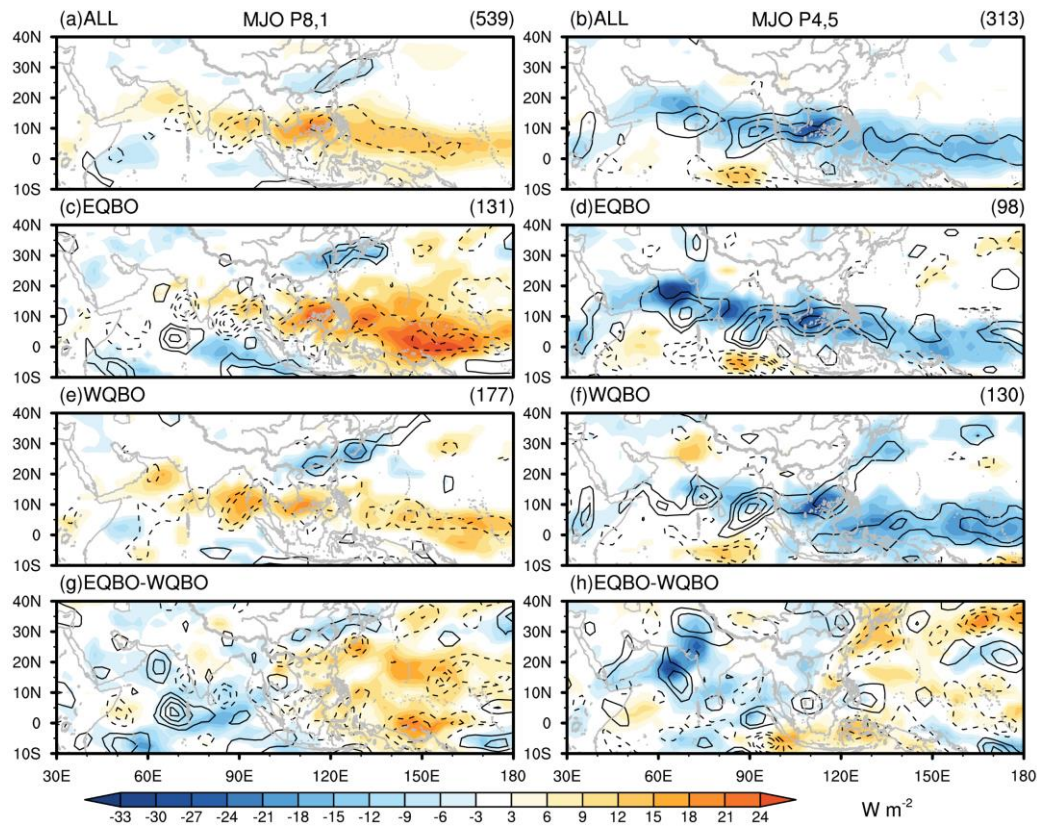
The Real-time Multivariate MJO (RMM) index (Wheeler and Hendon, 2004) is used to define the MJO phase. The RMM index is the timeseries of the multivariate empirical orthogonal function (MV-EOF) analysis. The MV-EOF is similar to the traditional EOF analysis but the focused field is not a single variable but a combined one from several different variables (Lee et al., 2013; Li et al., 2019). The variables used for MV-EOF analysis to extract the RMM index include zonal winds at 850 (U850), zonal winds at 200 hPa (U200), and the OLR anomalies meridionally averaged between 15°S and 15°N (Wheeler and Hendon, 2004). The first two principal components (standardized timeseries of the MV-EOFs) are used to define the QBO phases. The two principal components, RMM1 and RMM2 can determine both the MJO strength  $(\sqrt{(RMM1)^2 + (RMM2)^2})$  and phase [ $\pi \pm \arctan (RMM2/RMM1)$ ]. The MJO is usually split into eight phases, and every 45° is clustered in one phase (Wheeler and Hendon, 2004). The MJO phases are usually selected only if the amplitude  $(\sqrt{(RMM1)^2 + (RMM2)^2})$  is greater than 1.0.

To test the modulation of the QBO on the MJO-related rainfall in Southern China, the QBO index is calculated using the ERA5 zonal winds. The QBO index is defined as the anomalies of zonal mean zonal winds in the deep tropics (10°S-10°N) at 50 hPa. The index in May-June is used to select the QBO phases: The westerly QBO (WQBO) is defined when the zonal-mean zonal wind anomalies averaged over 10°S-10°N at 50 hPa exceed the 0.7 standard deviations (7 m/s), while the easterly QBO (EQBO) is defined when the zonal-mean zonal wind anomalies fall below -0.7 standard deviations. We also tried to use the threshold of 0.5 standard deviations, and the results are similar but with a lower confidence level than choice of the 0.75 standard deviations. The selected WQBO early summers are 1981, 1983, 1985, 1986, 1988, 1993, 1995, 1999, 2000, 2002, 2009, 2011, 2014, 2017, 2019, and 2021. The selected EQBO early summers are 1982, 1984, 1987, 1992, 1994, 1996, 1998, 2010, 2015, 2016, 2018, and 2020.

### 3 Impact of the tropical MJO on the early summer rainfall in Southern China

Previous studies have indicated that the rainfall anomalies in East Asia is larger and more significant during the MJO phases 8-1 and 4-5 (Zhang et al., 2009). The OLR anomalies and 200 hPa divergence anomalies during MJO phases 8-1 and 4-5 are shown in Figures 1a and 1b. During the MJO phases 8-1, convections are enhanced over the western tropical Indian Ocean but suppressed over the western Pacific and the maritime continent (Figure 1a). As a consequence, anomalous convergence develops over the maritime continent and neighboring areas. In the mirror phases, the convection in the southwest Indian

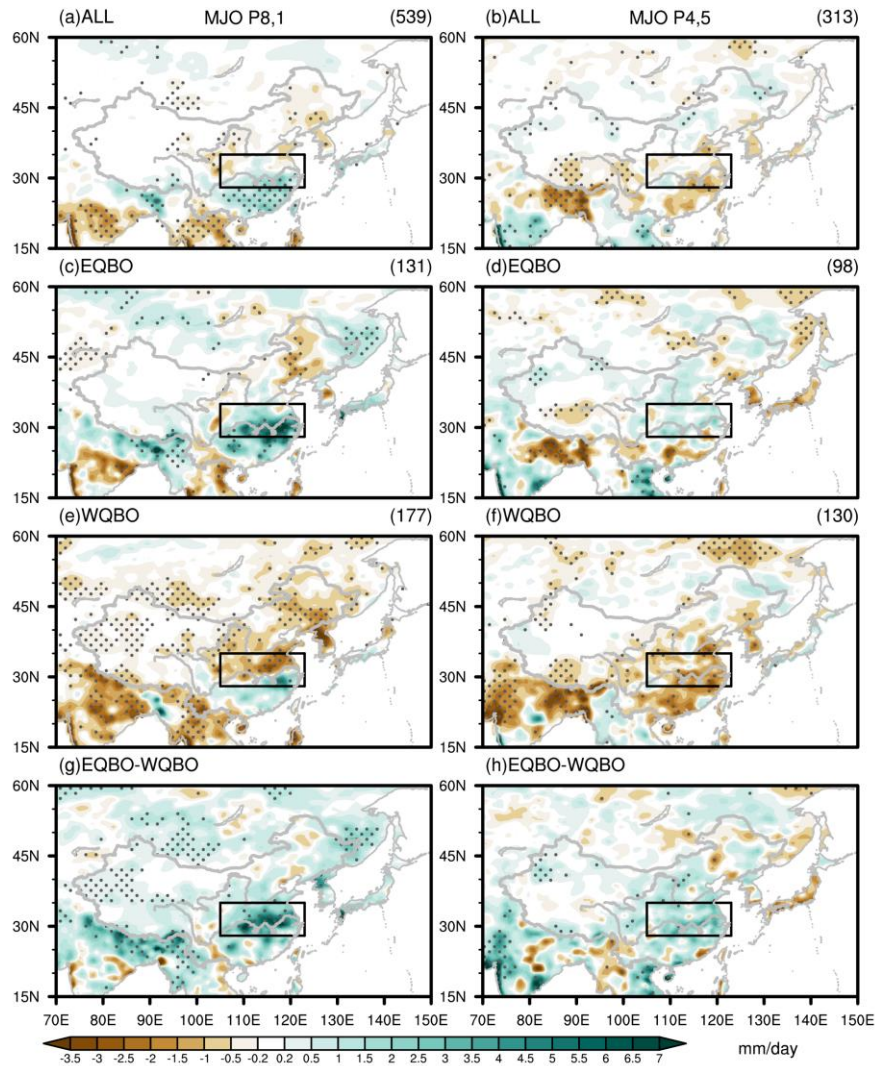
130 Ocean begins to weaken, while that enhances over most parts of the equatorial Indo-Pacific Oceans, exhibiting a long zonal band tilting from tropical northwest Indian Ocean to southwest Pacific Ocean (Figure 1b). Anomalous divergence appears along this convection band, maximized around east Indian Ocean and the maritime continent.



135 **Figure 1. Composite OLR (shadings; units:  $W/m^2$ ) and 200-hPa divergence (contours; units:  $s^{-1}$ ; interval:  $3 \times 10^{-6}$ ) anomalies at the Madden-Julian oscillation (MJO) phases (left) 8-1 and (right) phases 4-5 for (a, b) total days, (c, d) easterly QBO days, and (e, f) westerly QBO days and (g, h) EQBO-WQBO difference (dashed lines show convergence anomalies). Only the composite anomalies that are statistically significant at 95% confidence level are shown according to the t-test. The number of days used for each composite map is printed at the top-right corner.**

To establish the relationship between the MJO and the early summer rainfall variability in China, Figure 2 shows the composite rainfall anomalies during MJO phases 8-1 and 4-5, respectively. Overall, the MJO has a significant impact on rainfall variability in early summer especially over eastern China (Figure 2a, b). Specifically, South China is wetter during the MJO phases 8-1, while central and northeast China is drier with patches of high significance level (Figure 2a). On the contrary, South China is drier during the MJO phases 4-5, while the rainfall anomalies are insignificant in most parts of northern China (Figure 2b). The significant MJO signal in the rainfall variability is not only identified over China but also observed over northern India and Japan, which is beyond the scope of this study.

140



145 **Figure 2. Composite rainfall anomalies (shadings; units: mm/day) at the MJO phases (left) 8-1 and (right) phases 4-5 for (a, b) total days, (c, d) easterly QBO days, ~~and~~ (e, f) westerly QBO days and (g, h) EQBO-WQBO difference. The dots denote the composite anomalies at 95% confidence level are shown according to the t-test. The number of days used for each composite map is printed at the top-right corner. The composite rainfall anomalies with the interannual ENSO signals removed are shown in Figure S1.**

150 **4 Modulation of MJO-related rainfall anomalies in early summer by the QBO Statistical relationship between QBO phases and MJO-related rainfall anomalies**

To investigate the modulating role of the QBO for the MJO teleconnection in China rainfall during early summer, the composite for MJO phases 8-1 and 4-5 are also shown separately for EQBO and WQBO (Figures 1c-1f, 2c-2f). Compared with the composite for total days of QBO phases in early summer, the suppressed convection anomalies during MJO phases 8-1 are further localized over the western tropical Indian Ocean and maritime continent during EQBO (Figure 1c). The

155

positive OLR anomalies over western Pacific are wider, and the anomalous convergence at 200 hPa is also more organized. In contrast, the convection band for the MJO phases 4-5 is uniformly enhanced during EQBO, which is mainly attributed to the increase in the statistic instability in the lower stratosphere and upper troposphere (Rao et al., 2020a, ~~2023~~). The combined MJO phases 4-5 and EQBO lead to an amplification of the enhanced convection with multiple divergence centers at 200 hPa (Figure 1d).

The tropical convection for the MJO phases 8-1 during WQBO is largely suppressed from the tropical Indian Ocean to the tropical western Pacific with the positive OLR anomalies much larger over tropical Indian Ocean than the composite for other conditions (Figure 1e). Previous studies have shown that the thermal forcing in the tropical Indian Ocean usually excites a wave train that is reversed from the forced one by the tropical Pacific forcing (Fletcher and Kushner, 2011; Rao and Ren, 2016, 2020). The multiple positive OLR anomaly centers over the western tropical Indian Ocean, Bay of Bengal, maritime continent, and western Pacific might lead to a net weak extratropical circulation response to the MJO, although the OLR anomalies are amplified. The convections for the MJO phases 4-5 during WQBO are more focused than for other conditions (Figure 1f), and the enhanced convection is mainly located over the Bay of Bengal-eastern tropical Indian Ocean, maritime continent, and western Pacific. Namely, the enhanced convection over western tropical Indian Ocean is missing for the MJO phases 4-5 configured with the WQBO. Comparing the differences of OLR anomalies between EQBO and WQBO early summers, they have a consistent spatial distribution that convections over the tropical Indian Ocean are enhanced while convections are suppressed over the tropical Pacific (Figures 1g and 1h), consistent with Gray et al. (2018). This may be due to the QBO-induced cold temperature anomalies extending down to ~100 hPa and a combination of MJO- and QBO-induced reductions in static stability at the tropopause (Abhik and Hendon, 2019; Klotzibach et al., 2019; Rao et al., 2020a).

In short, the configuration of the MJO phases 8-1 (4-5) and EQBO (WQBO) lead to the more localized OLR anomalies over the Maritime continent and neighboring areas. In contrast, the combination of the MJO phases 4-5 (8-1) and EQBO (WQBO) corresponds to an elongated OLR anomaly band from the western Indian Ocean to the western Pacific with multiple OLR centers. The EQBO enhances the convections over the tropical Indian Ocean and suppresses them over the tropical Pacific in both MJO phases 8-1 and 4-5.

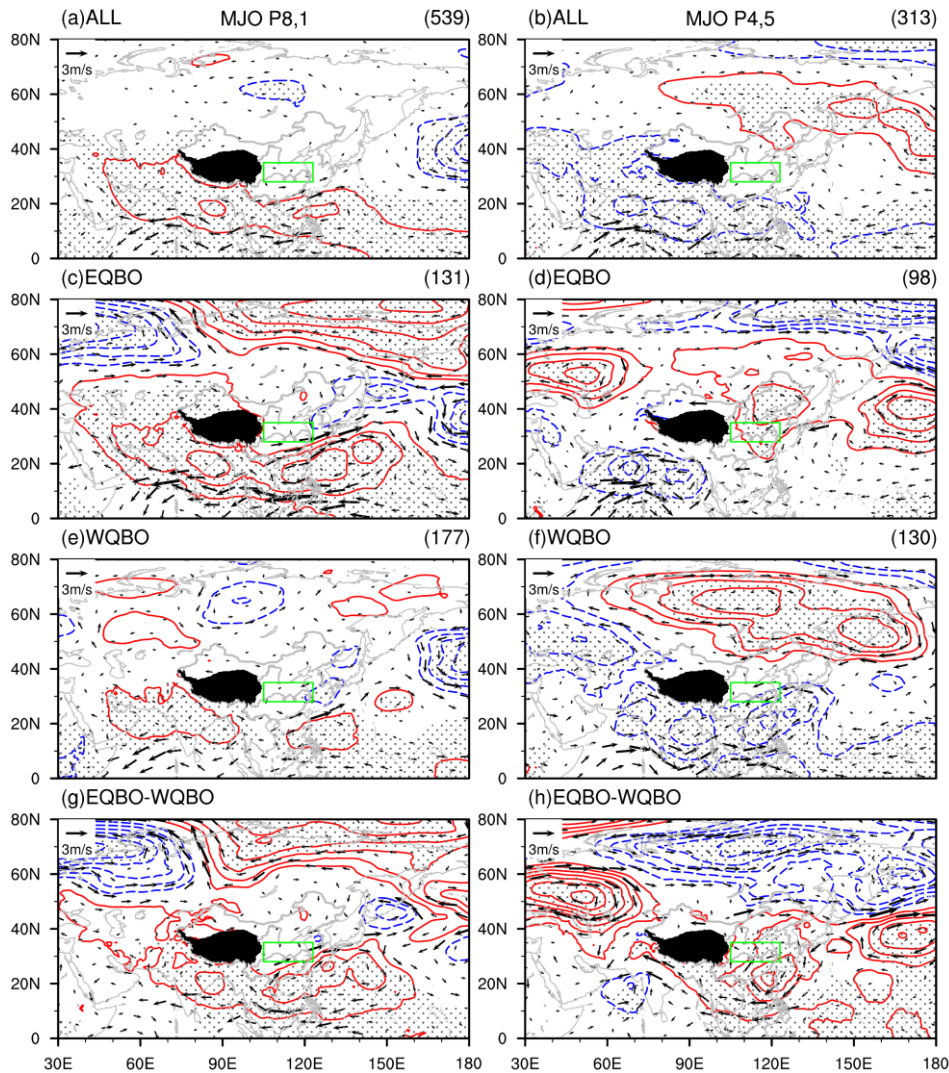
Consistent with the change of the convection associated with the MJO during QBO phases, early summer rainfall anomaly pattern varies (Figure 2c-~~2f~~). Specifically, the positive rainfall anomalies in South China for MJO phases 8-1 are enhanced during EQBO, and negative rainfall anomalies in northeast China (and even northeast Asia) are relatively stable compared with the composite for total days (Figure 2c vs. Figure 2a). In contrast, the composite rainfall anomalies for MJO phases ~~4-5~~ are less organized and insignificant during EQBO than the composite for total days (Figure 2d vs. Figure 2b). The positive rainfall anomalies in South China for MJO phases 8-1 are less significant during WQBO, although the dry anomalies in northern and northeast China are enhanced (Figure 2e). In contrast, dry anomalies in South China for MJO phases 4-5 are strengthened and expand to northern China during WQBO (Figure 2f). The differences of the rainfall anomalies between EQBO and WQBO are consistently enhanced in most of China, and the rainfall anomaly center during MJO phases 8-1 is situated along the Yangzi River (Figures 2g and 2h). The pure composite rainfall anomalies with the

190 ENSO signals removed are shown in Figure S1 to examine the possible interference of ENSO with the composite results. The general patterns for the OLR composite are nearly unchanged (Figure 1 vs. Figure S1), although the amplitude of anomalous signals is enhanced around the south coast of China after the ENSO signals are removed. The influences of ENSO on the composite EQBO-WQBO difference are also very weak (Figure S1g and S1h).

### **5 Physical analysis of the MJO-related rainfall variation and its modulation by the QBO**

195 The composite horizontal wind and geopotential height anomalies at 850 hPa are shown in Figure 3 for the MJO phases 8-1 and 4-5, respectively. As an anomalous anti-cyclone (high) develops over pPositive height anomalies develop from tropical Indian Ocean to northwestern Pacific during the MJO phases 8-1, while negative height anomalies replace during the phases 4-5 (Figure 3a, b). As the tropical convections are suppressed from the Indian Ocean to the western Pacific during the MJO phases 8-1, anomalous easterlies appear over the equator, a band of anomalous high controls the South and Southeast Asia in  
200 the lower troposphere. Two high centers are prominent, one over the Bay of Bengal, and the other over the Philippine Islands (Figure 3a). As a consequence, anomalous southwesterlies over South China and the coastal provinces, which carry more abundant moisture. The circulation pattern associated with the MJO phases 8-1 is highly strengthened during EQBO due to the concentrated thermal forcing (Figure 3c). This altered pattern highly resembles the negative phase of the East Asia-Pacific (EAP) pattern with an anomalous high over the Philippines and an anomalous low over northeast Asia. (Nitta, 1987;  
205 Li et al., 2018; Xu et al., 2019). In contrast, the circulation pattern for the MJO phases 8-1 is relatively weaker during WQBO (Figure 3e). The anomalous low over northeast Asia is not clearly present, and the anomalous high over the Philippines weakens.





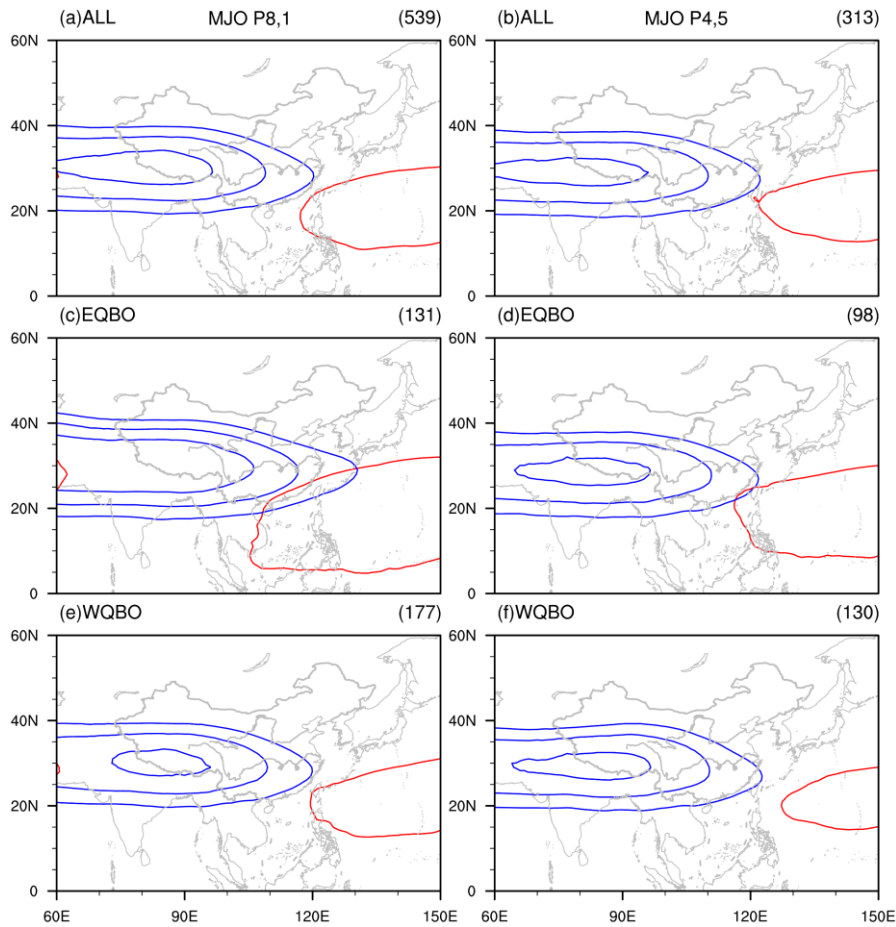
210 **Figure 3. Composite horizontal wind (vectors; units: m/s) and geopotential height (contours; units: gpm; interval: 5) anomalies at 850 hPa during the MJO phases (left) 8-1 and (right) phases 4-5 for (a, b) total days, (c, d) easterly QBO days, and (e, f) westerly QBO days and (g, h) EQBO-WQBO difference. Note that zero contours are omitted, the positive contours are shown in red, and the negative contours are shown in blue. The dots denote the composite height anomalies at 95% confidence level are shown according to the t-test. The number of days used for each composite map is printed at the top-right corner. The composite horizontal wind and geopotential height anomalies using the NCEP-NCAR reanalysis are shown in Figure S17.**

215 The circulation pattern at 850 hPa during MJO phases 4-5 is nearly contrary to that during phases 8-1 (Figure 3b vs. 3a). Namely, an anomalous low develops over South and Southeast Asia, while an anomalous high develops from northeast Pacific to North Asia (Figure 3b). This tropical anomalous low associated with the MJO phases 4-5 shrinks in its coverage during EQBO, and significant negative height anomalies are mainly situated from the Arabian Sea to the Bay of Bengal over tropical Indian Ocean (Figure 3d). Namely, the combination of MJO phases 4-5 and EQBO fail to lead to an enhancement of

220 the circulation variations. In contrast, the tropical circulation anomalies associated with MJO phases 4-5 are stronger during

WQBO, when the convection anomalies are more concentrated. Namely, the anomalous low over the Philippines are stronger with northeasterly anomalies prevailing over coastal South China (Figure 3f). For both MJO phases 8-1 and 4-5, the composite EQBO minus WQBO differences are nearly consistent in low latitudes. An anomalous high appears over Philippines, and anomalous southwesterlies formed over South China during EQBO, although the circulation anomalies at higher latitudes are different (Figures 3g and 3h).

As the two major monsoon systems, the South Asia high (SAH) at 100 hPa and the Western Pacific subtropical high (WPSH) at 500 hPa control the position and intensity of the summer monsoon rainfall band in East Asia (Chen and Zhai, 2016; Guan et al., 2018). The composite of the SAH and WPSH is shown in Figure 4 for the MJO phases 8-1 and 4-5. The SAH is centered over the Tibet in summer (Figure 4a, b), and the WPSH is more sensitive to the MJO phases. The WPSH boundary can extend westward to 117-122°E during MJO phases 8-1 and 123-130°E during phases 4-5. Rainfall usually appears to the north of the WPSH, which corresponds to wet anomalies in South China for MJO phases 8-1 and dry anomalies for phases 4-5. The SAH is highly enhanced and extends farther eastward during MJO phases 8-1 configured with the EQBO (Figure 4c). The WPSH is also strengthened and extends farther westward. This configuration creates a favorable condition for South China wetness via enhanced moisture transport in the lower troposphere and intensified divergence in the upper troposphere (shown later). The expansion of the SAH is not evident during MJO phases 8-1 configured with WQBO, and the WPSH also retreats to the ocean and South China Sea.

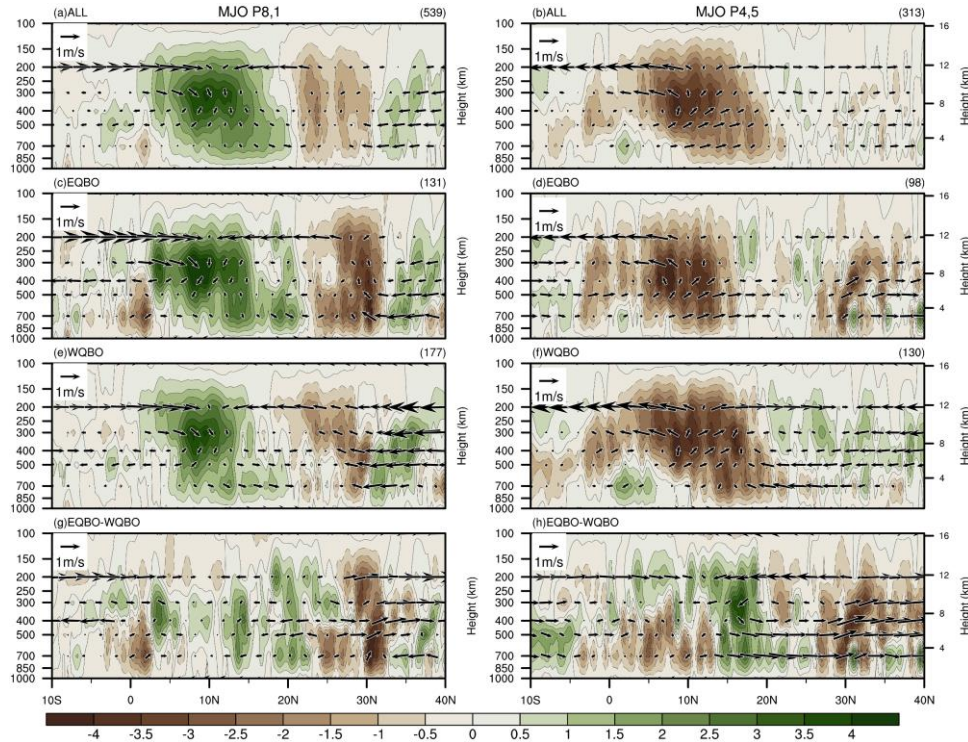


**Figure 4. Composites South Asia High (SAH) at 100 hPa and western Pacific high (WPSH) at 500 hPa during the MJO phases (left) 8-1 and (right) phases 4-5 for (a, b) total days, (c, d) easterly QBO days, and (e, f) westerly QBO days. Three height contours (16720, 16760, 16800 gpm) are plotted for the SAH, and one contour (5880 gpm) is plotted for the WPSH. The composite SAH and WPSH using the NCEP-NCAR reanalysis are shown in Figure S18.**

Although the WPSH shrinks in its coverage during the MJO phases 4-5 (Figure 4b), it can still be modulated by the phase of the QBO. It is observed that the WPSH extends westward to South China Sea and covers the coast of South China during MJO phases 4-5 configured with EQBO, which weakens the draught of South China (Figure 4d). The SAH is changed little during MJO phases 4-5 from EQBO to WQBO (Figure 4f). In contrast, the WPSH retreats to the ocean, which corresponds to the enhancement of the draught in South China.

To better understand the rainfall anomalies during the MJO phases 8-1 and 4-5, the vertical cross-sections of the meridional circulation averaged from 110–120°E are shown in Figure 5. As the convection is suppressed over the South China Sea Maritime Continent during the MJO phases 8-1, anomalous downwelling develops over the northern tropics from 0–20°N. The convergence is clearly present at 200 hPa and 10°N, and anomalous upwelling appears over 20–30°N, which explains the wetness of South China (Figure 5a). The anomalous downwelling is also present from 30–40°N, which corresponds to

the draught of northern China. Namely, two meridional secondary circulation cells are clearly present, one from 10–25°N, and the other from 25–35°N. With the WPSH and SAH approaching closer during MJO phases 8-1 configured with the EQBO, the anomalous convergence in lower troposphere and the anomalous divergence in upper troposphere are strengthened, and the anomalous northerlies are enhanced in the lower troposphere (Figure 5c). In contrast, the anomalous upwelling in the lower troposphere evidently weakens, and the upwelling band narrows during MJO phases 8-1 configured with WQBO (Figure 5e).

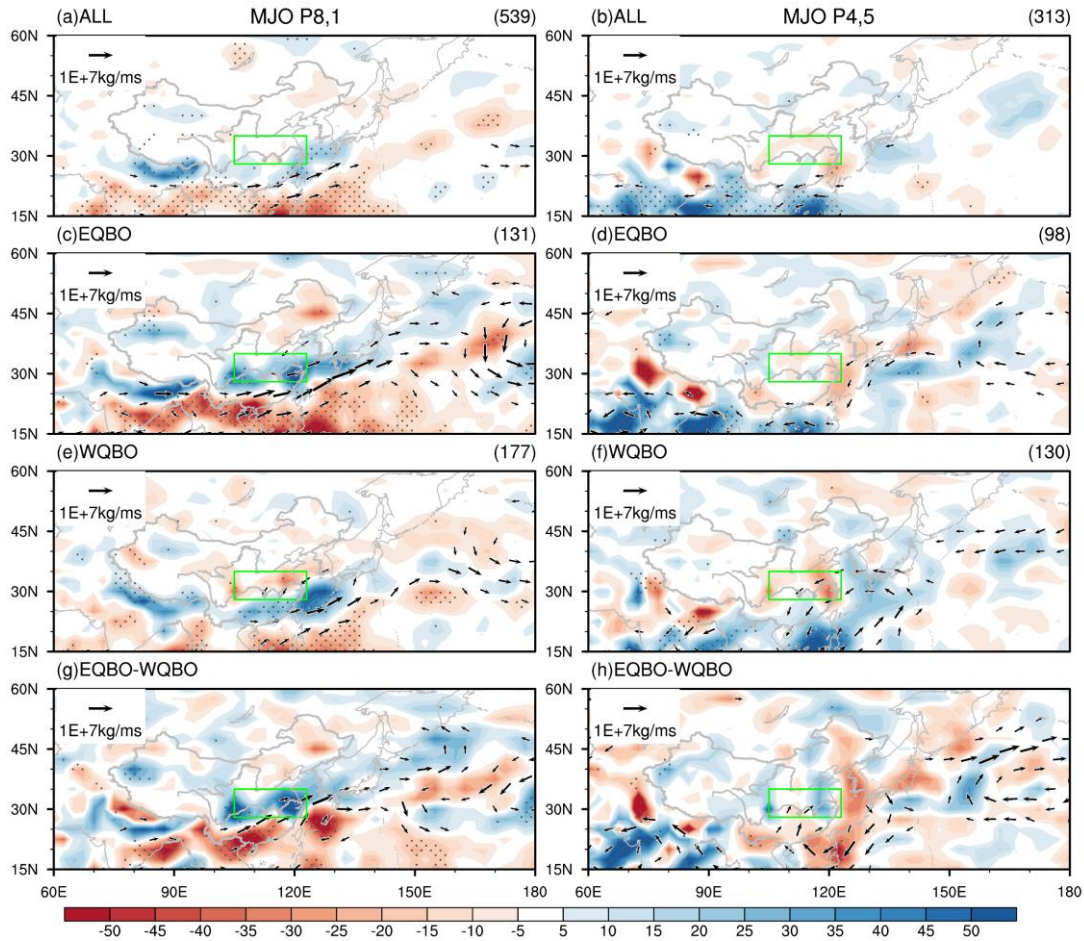


260 **Figure 5. Composites latitude-pressure cross section of meridional circulation anomalies (vectors; units: m/s, Pa/s) and vertical velocity anomalies (shadings; units: 0.01 Pa/s) averaged from 110–120°E during the MJO phases (left) 8-1 and (right) phases 4-5 for (a, b) total days, (c, d) easterly QBO days, and (e, f) westerly QBO days and (g, h) EQBO-WQBO difference (brown denotes upward motion). The vertical velocity anomalies have been multiplied by -10 to better show the vectors.**

265 The anomalous tropical vertical motion during MJO phases 4-5 (Figure 5b) is nearly opposite to that during phases 8-1. As the convection in the tropics is enhanced, anomalous upwelling occurs in wide regions. The anomalous downwelling is only seen in the lower troposphere around 25°N and 30°N. The anomalous downwelling is even narrower and weaker over South China when MJO phases 4-5 are configured with EQBO (Figure 5d), which corresponds to insignificant rainfall anomalies in South China (Figure 2d). In contrast, the anomalous downwelling in eastern China is enhanced during MJO phases 4-5 configured with WQBO (Figure 5f), explaining the dry anomalies (Figure 2f). For both MJO phases 8-1 and 4-5, the EQBO minus WQBO difference shows consistent anomalous downward motion around 15-20°N and upward motion around 30°N (Figures 5g and 5h), consistent with the anomalous circulation in lower troposphere (Figures 3g and 3h).

270

In order to examine the moisture conditions associated with the MJO, the vertically integrated moisture flux (VIMF) anomalies from 1000–300 hPa and the VIMF convergence are shown in Figure 6. The VIMF is the thickness-weighted sum of the product for humidity and horizontal wind. Significant anomalous VIMF convergence anomalies appear in coastal South China during MJO phases 8-1, and weak anomalous VIMF divergence appears in parts of northern China (Figure 6a). This pattern intensifies during EQBO: significant anomalous VIMF convergence appears over South China, contrasted with anomalous VIMF divergence in tropics (Figure 6c). As the strong VIMF band moves farther eastward during WQBO, the anomalous VIMF convergence also moves eastward (Figure 6e), reminiscent of the horizontal wind anomalies at 850 hPa (Figure 3e).

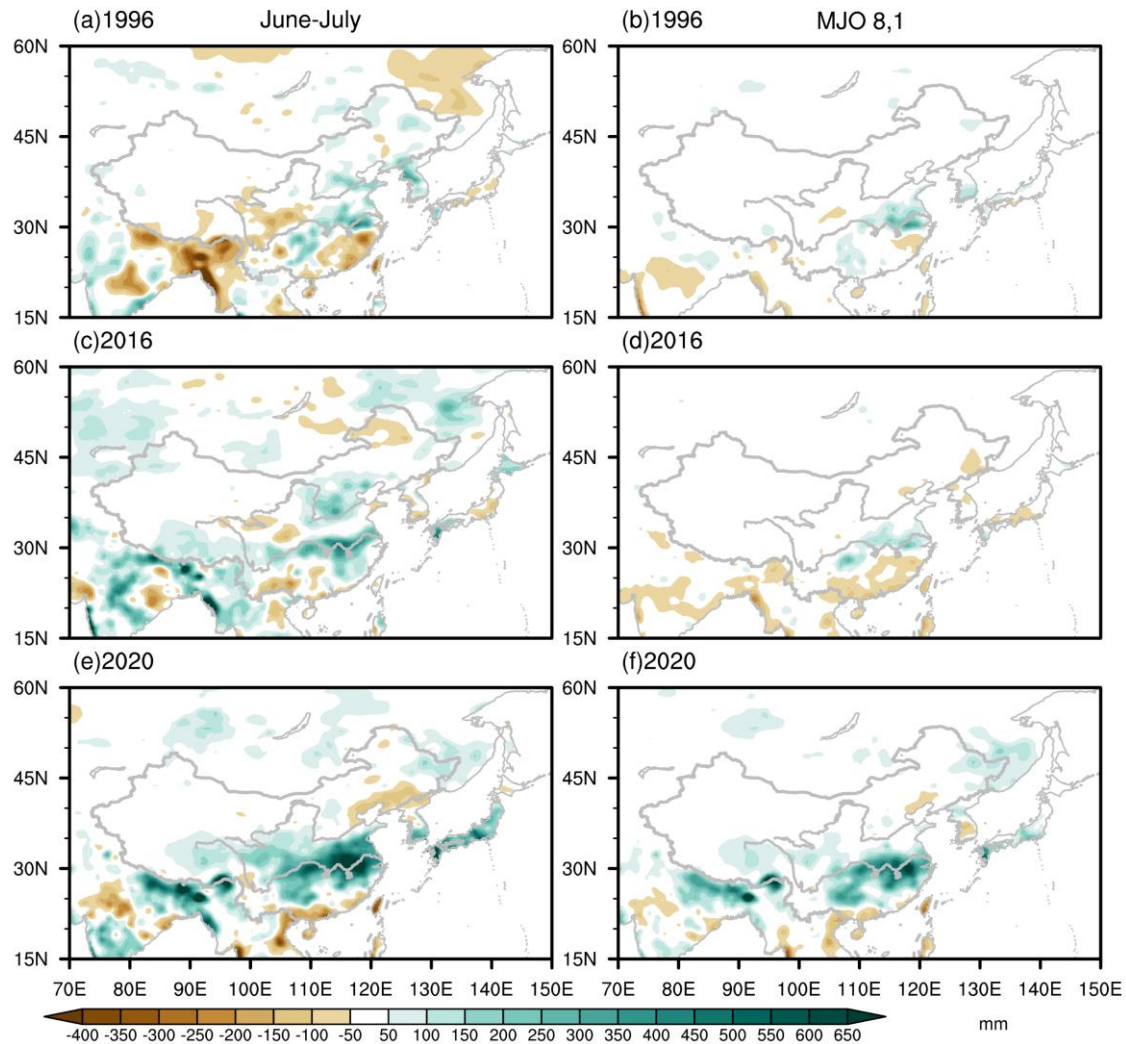


280 **Figure 6.** Composites vertically integrated moisture flux (VIMF) anomalies (vectors; units:  $10^7 \text{ kg m}^{-1} \text{ s}^{-1}$ ) and its horizontal  
 285 **convergence (VIMFC) anomalies (shadings; units:  $\text{kg m}^{-2} \text{ s}^{-1}$ ) using the NCEP-NCAR reanalysis during the MJO phases (left) 8-1**  
**and (right) phases 4-5 for (a, b) total days, (c, d) easterly QBO days, and (e, f) westerly QBO days and (g, h) EQBO-WQBO**  
**difference.** Note that only the VIMF layer than  $0.5 \times 10^7 \text{ kg m}^{-1} \text{ s}^{-1}$  are shown. The VIMFC anomalies that are statistically significant  
 at the 95% confidence level are dotted. The composite VIMF and VIMFC anomalies using the ERA5 reanalysis are shown in  
Figure S19.

The anomalous moisture divergence is observed over parts of East China during MJO phases 4-5, as the anomalous moisture convergence is observed over South China Sea (Figure 6b). The VIMF and VIMFC patterns associated with the MJO phases 4-5 change limitedly during the EQBO (Figure 6d), while the patterns are enhanced during WQBO (Figure 6e), explaining the significant draught anomalies in eastern China for the MJO phases 4-5 together with the WQBO. Although there are some differences between MJO phases 8-1 and 4-5, it can be observed that anomalous VIMF divergence around the south coast of China and anomalous VIMF convergence around north of the Yangtze River are enhanced in EQBO as compared with WQBO (Figures 6g and 6h). In addition, VIMF is also enhanced over South China due to the strengthening of the local southwesterlies. This moisture transport pattern is consistent with the anomalous meridional circulation pattern for the composite EQBO-WQBO difference (Figures 5g and 5h).

## 295 **6 ~~Three~~-case studies**

The Meiyu-Baiu is a rainy period in East Asia and has a significant impact on the agricultural growth and production, human societies, ecosystems, and the natural environment (Rao et al., 2022; Feng et al., 2007). Extreme precipitation events take place during Meiyu-Baiu period, which can increase the river flow and lead to heavy economic losses and even high death tolls (Rao et al., 2022; Qian et al., 2013). The MJO can modulate the East Asian summer rainfall, and extreme rainfall events in eastern China usually appear during certain MJO phases (Liang et al., 2021; Wang et al., 2022). ~~Three~~ cases are selected to further verify the possible impact of the MJO phases 8-1 on eastern China heavy rainfall during EQBO. The total days of the MJO phases 8-1 exceed 20% of all days in June-July for those three years (1996: 21%; 2016: 36%; 2020: 54%). The Meiyu-Baiu average cumulative rainfall exceeded 600 mm in 1996, 2016 and 2020, causing enormous economic losses in China.



305 **Figure 7. Total precipitation anomalies (units: mm) in June-July (left) and contributions by MJO phases 8-1 (right) MJO-phases 8-1 for (a, b)- 1996 all years, (c, d)- 2016 1996, and (e, f) 2020. Note that the central rainfall anomaly magnitude in 1996 and 2000 is nearly 5 times of the composite for all (a).**

The composite rainfall anomalies during MJO-phases 8-1+June-July for all-and-three typical case years are shown in Figure 7. Eastern China is characterized by more rainfall in the south and less rainfall in the north (Figure 27a). The wet anomalies mainly develop along the Yangtze River and its south flanks. Compared to the composite of MJO phases 8-1 for all years, the Meiyu-Baiu rainfall band in 1996, 2016 and 2020 is biased further northward (Figure 7a, cb, ee). Wang et al. (2022) found that the north-south shifts of the 2020 extreme rainfall episodes are probably attributed to the conversion of the MJO from phase 1 to phase 2. Recent studies have identified that the MJO phases 1 and 2 have a significant impact on the 2020 extreme Meiyu rainfall (Liang et al., 2021; Zhang et al., 2021). The composite for MJO phases 1-2 is shown in Figure S16, and similar QBO modulation is also observed. With the phase of the QBO considered, the rainfall amplitude associated with

310

315

the MJO can be further intensified in the composite ~~study~~ and further verified by the ~~three~~ two case years in 1996, 2016 and 2020. (Figure 7b, d, f).

## 7 Summary and discussions

320 The possible impact of the MJO on East Asian winter rainfall and its modulation by the MJO have been widely reported in literature, and the modulation of the East Asian summer rainfall–MJO relation is still not well understood. This study evaluates the relationship between the MJO teleconnection and eastern China rainfall in early summers and its sensitivity to the QBO phase. The main findings in the study are as follows.

I. The composite convection (OLR) anomaly amplitude can be modulated by the QBO phase. Specifically, the positive  
325 OLR anomaly magnitude associated with the MJO phases 8-1 is strengthened especially over tropical Indian Ocean during WQBO, and the suppression convection band covers tropical Indian Ocean, maritime continent, and western Pacific. The positive OLR anomalies for MJO phases 8-1 weaken especially over tropical Indian Ocean and are more concentrated and mainly develop over maritime continent and western Pacific during EQBO. Similarly, the negative OLR anomaly (enhanced convection) band for MJO phases 4-5 extends from tropical Indian Ocean to western Pacific.  
330 The negative OLR anomalies for MJO phases 4-5 are amplified especially over tropical Indian Ocean during EQBO, and they weaken and become more concentrated over maritime continent and western Pacific.

II. Eastern China rainfall in early summer is significantly influenced by the MJO. The composite MJO-related rainfall pattern shows that South China is wetter during MJO phases 8-1 with a high significance level, while parts of northern China are drier. Although the tropical convection variations are larger for the MJO phases 8-1 configured with WQBO  
335 than that configured with EQBO, the wetness over South China and the Yangtze River Valley is more evident for EQBO than for WQBO. Similarly, although the negative OLR band is wider for the MJO phases 4-5 configured with EQBO than that configured with WQBO, the drought anomalies over eastern China are broader for WQBO than for EQBO.

III. The enhancement and expansion of the tropical maximum convection does not necessarily correspond to strengthened extratropical circulation response. Consistent with MJO-related variations of early summer precipitation in eastern China, the anomalous high (low) over the maritime continent and western Pacific associated with MJO phases 8-1 (4-5) is heightened (deepened) during EQBO (WQBO) when compared with WQBO (EQBO). As a consequence, large southwesterly anomalies prevail in South China and coasts when MJO phases 8-1 are configured with EQBO, carrying abundant moisture. Northeasterly anomalies prevail in the lower troposphere over eastern China and drought occur in  
345 eastern China when MJO phases 4-5 are configured with WQBO.

IV. Two Asian monsoon systems (SAH and WPSH) show somewhat sensitivity to the MJO and QBO phases. The SAH is wide and expands eastward for MJO phases 8-1 configured with EQBO, and meanwhile the WPSH expands further westward to South China Sea. On the contrary, the SAH and/or WPSH size is smaller and the intensity is weaker for



MJO phases 4-5 configured with WQBO than other conditions. With the change of the SAH and WPSH, the moisture flux divergence or convergence anomalies are more evident for the two configurations.

V. Two anomalous meridional circulation cells are observed for MJO phases 8-1 in the East Asia sector, with significant 200-hPa convergence - tropospheric downwelling anomalies around 5–20°N, 200-hPa divergence - upwelling anomalies around 20–30°N, and another downwellingupwelling branch northward of 30°N. These two anomalous meridional circulation cells for MJO phases 8-1 are enhanced during EQBO, corresponding to the more significant wet anomalies in South China. The anomalous meridional circulation cells are reversed for MJO phases 4-5, which are stronger during WQBO, with the anomalous downwelling and dry anomalies covering eastern China.

V.VI. The negative phase of East Asia-Pacific (EAP) pattern or the so-called Pacific-Japan (PJ) pattern is observed in MJO phases 8-1 configured with EQBO, while the positive EAP/PJ pattern is clearly present at 850 hPa in MJO phases 4-5 configured with WQBO.

VII. The combined impact of MJO phases 8-1 and EQBO on the early summer rainfall is noticeable for some typical cases. The enormous rainfall amount appeared along the Yangtze River in 1996, 2016 and 2020 due to the extended period of the MJO phases 8-1 configured with EQBO.

The QBO impact the summer rainfall mainly via the tropical convection pathways, as the stratospheric polar pathway is more evident in the Atlantic-Europe sector in winter (Rao et al., 2020a, 2023). The tropical static instability usually enhances in the lower stratosphere and upper troposphere especially over the Indo-Pacific Oceans during EQBO (e.g. Gray et al., 2018; Klotzbach et al., 2019), which modulate the strength and area of the MJO-related convection over western Pacific and South China Sea (Densmore et al., 2019; Klotzbach et al., 2019). Further, the origination of MJO can also be modulated by the QBO (Toms et al., 2020). Besides, previous studies also found that the MJO can also affect the extratropical stratosphere especially in winter (Alexander et al., 2018; Garfinkel and Schwartz, 2017). Due to a pause of the extratropical stratospheric pathway in summer, the MJO-stratosphere links are worth of exploring for a better understanding of the East Asian climate variability in winter. However, the larger area of the convection anomalies does not necessarily correspond to larger circulation anomalies in the Asia-Pacific sector and rainfall anomalies in eastern China. Our results find that the concentrated convection anomalies in the tropics probably have a larger impact on the East Asian climate.

The combined impact of the QBO and MJO on East Asian rainfall in early summer is different from that in winter. Kim et al. (2020a) reported that EQBO amplifies the anomalous rainfall associated with the MJO in winter. This study finds that EQBO is favorable for increase of rainfall associated with MJO phases 8-1, while WQBO is favorable for decrease of rainfall associated with MJO phases 4-5. The seasonal differences in the QBO modulation for the MJO-related rainfall variation is likely related to the seasonal changes in the tropical mean state.

Liang et al. (2021) found that the eastward motion of the MJO is difficult during La Nina than El Nino. Moreover, both the El Nino-Southern Oscillation (ENSO) and QBO phases can impact the eastward motion of the MJO (Sun et al., 2019; Huang and Pegion, 2022). Huang and Pegion (2022) pointed out that La Nina-like cold sea surface temperature (SST) anomalies can weaken the westward-propagating wave activity and confine it in western Pacific, leading to more standing MJO events.

The impact of ENSO on the MJO events has been considered in some recent reports (Sun et al., 2019). This study also considers the possible interference of ENSO in the composite for MJO, but a preclusion of the interannual signals associated with ENSO does not significantly change the composite for MJO configured with the QBO (Figure S1).

The tropical intraseasonal oscillation (ISO) has different propagation patterns between boreal summer and winter. The Boreal Summer ISO (BSISO) mode with prominent northward propagation and large variability in off-equatorial monsoon trough regions is the prominent mode in boreal summer (Kikuchi et al., 2012). Although the amplitude of the MJO weakens during the boreal summer season, QBO is identified to affect the MJO-related convection and circulation in boreal summer based on statistical analysis in this research. Besides, the modulation of QBO on the BSISO-related convection and circulation is also inspected. The QBO has a consistent influence on the BSISO-related convection and circulation with MJO in boreal summer (Figures S2-S13; BSISO1: Figures S2-S7; BSISO2: Figures S8-S13) using the phase division by Lee et al. (2013). The modulation of QBO on BSISO-related convection and precipitation is similar to that for MJO phases. However, the SAH is not clearly modulated by the QBO phases for both BSISO1 and BSISO2. The WPH in BSISO1 phases 8 and 1 does not appear in WNP, which is inconsistent with the typical Meiyu circulation pattern.

The QBO-MJO link in boreal winter is reported to intensify in recent years and near future (Kim et al., 2020a). Recent studies also reported that the QBO teleconnections in winter are likely to enhance in the future (Rao et al., 2020b; 2023). This study provides evidence that the MJO teleconnection is also clearly present in early summer, but the future change of the MJO teleconnection in early summer is still unexplored. An evaluation of the state-of-the-art models in reproducing the MJO-China rainfall linkage and its sensitivity to the QBO is left for future study. With high-skill models selecting from the Coupled Model Intercomparison Project, a more confident projection of the MJO teleconnection is also possible in the follow-up study.

## Acknowledgments

This research was funded by the National Natural Science Foundation of China (grant nos. 42030605 and 42175069). The CPC land daily precipitation data are available from their website (<https://psl.noaa.gov/data/gridded/data.cpc.globalprecip.html>). The OLR data are provided by the NOAA ([https://psl.noaa.gov/data/gridded/data\\_olrcdr.interp.html](https://psl.noaa.gov/data/gridded/data_olrcdr.interp.html)). The ERA5 reanalysis data are provided by the ECMWF (<https://cds.climate.copernicus.eu/>). The Real-time Multivariate MJO (RMM) index data are provided by the Bureau of Meteorology Australia (BoM) (<http://www.bom.gov.au/climate/mjo/>). The NCEP-NCAR Reanalysis 1 data are derived from the NOAA (<https://psl.noaa.gov/data/gridded/data.ncep.reanalysis.html>).

## References

Abhik, S. and Hendon, H. H.: Influence of the QBO on the MJO During Coupled Model Multiweek Forecasts, Geophys. Res. Lett., 46, 9213–9221, <https://doi.org/10.1029/2019GL083152>, 2019.

- Alexander, M. J., Grimsdell, A. W., Stephan, C. C., and Hoffmann, L.: MJO-related intraseasonal variation in the stratosphere: gravity waves and zonal winds, *J. Geophys. Res. Atmos.*, 123, 775–788, <https://doi.org/10.1002/2017JD027620>, 415 2018.
- Anstey, J. A. and Shepherd, T. G.: High-latitude influence of the quasi-biennial oscillation: high-latitude influence of the QBO, *Q. J. R. Meteor. Soc.*, 140, 1–21, <https://doi.org/10.1002/qj.2132>, 2014.
- Bai, L., Ren, H.-L., Wei, Y., Wang, Y., and Chen, B.: Influence of Madden–Julian Oscillation on precipitation over the Tibetan Plateau in boreal summer, *Atmosphere*, 14, 70, <https://doi.org/10.3390/atmos14010070>, 2022.
- 420 Baldwin, M. P., Gray, L. J., Dunkerton, T. J., Hamilton, K., Haynes, P. H., Randel, W. J., Holton, J. R., Alexander, M. J., Hirota, I., Horinouchi, T., Jones, D. B. A., Kinnersley, J. S., Marquardt, C., Sato, K., and Takahashi, M.: The quasi-biennial oscillation, *Rev. Geophys.*, 39, 179–229, <https://doi.org/10.1029/1999RG000073>, 2001.
- Barnes, E. A., Samarasinghe, S. M., Ebert-Uphoff, I., and Furtado, J. C.: Tropospheric and stratospheric causal pathways between the MJO and NAO, *J. Geophys. Res. Atmospheres*, 124, 9356–9371, <https://doi.org/10.1029/2019JD031024>, 2019.
- 425 Chen, M., Shi, W., Xie, P., Silva, V. B. S., Kousky, V. E., Wayne Higgins, R., and Janowiak, J. E.: Assessing objective techniques for gauge-based analyses of global daily precipitation, *J. Geophys. Res.*, 113, D04110, <https://doi.org/10.1029/2007JD009132>, 2008.
- Chen, X., Dai, A., Wen, Z., and Song, Y.: Contributions of Arctic sea-ice loss and east Siberian atmospheric blocking to 2020 record-breaking Meiyu-Baiu rainfall, *Geophys. Res. Lett.*, 48, <https://doi.org/10.1029/2021GL092748>, 2021a.
- 430 Chen, X., Ling, J., Li, C., Li, L., and Yang, M.: Different impacts of Madden-Julian Oscillation on winter rainfall over Southern China, *J. Meteor. Res.*, 35, 271–281, <https://doi.org/10.1007/s13351-021-0138-7>, 2021b.
- Chen, X., Wen, Z., Song, Y., and Guo, Y.: Causes of extreme 2020 Meiyu-Baiu rainfall: a study of combined effect of Indian Ocean and Arctic, *Clim. Dyn.*, 59, 3485–3501, <https://doi.org/10.1007/s00382-022-06279-0>, 2022.
- Chen, Y. and Zhai, P.: Mechanisms for concurrent low-latitude circulation anomalies responsible for persistent extreme precipitation in the Yangtze River Valley, *Clim. Dyn.*, 47, 989–1006, <https://doi.org/10.1007/s00382-015-2885-6>, 2016.
- 435 [Collimore, C. C., Martin, D. W., Hitchman, M. H., Huesmann, A., and Waliser, D. E.: On The Relationship between the QBO and Tropical Deep Convection, \*J. Clim.\*, 16, 2552–2568, \[https://doi.org/10.1175/1520-0442\\(2003\\)016<2552:OTRBTQ>2.0.CO;2\]\(https://doi.org/10.1175/1520-0442\(2003\)016<2552:OTRBTQ>2.0.CO;2\), 2003.](https://doi.org/10.1175/1520-0442(2003)016<2552:OTRBTQ>2.0.CO;2)
- Densmore, C. R., Sanabia, E. R., and Barrett, B. S.: QBO influence on MJO amplitude over the maritime continent: physical mechanisms and seasonality, *Mon. Weather Rev.*, 147, 389–406, <https://doi.org/10.1175/MWR-D-18-0158.1>, 2019.
- 440 Ding, Y., Liang, P., Liu, Y., and Zhang, Y.: Multiscale variability of Meiyu and its prediction: a new review, *J. Geophys. Res. Atmos.*, 125, <https://doi.org/10.1029/2019JD031496>, 2020.
- Feng, S., Nadarajah, S., and Hu, Q.: Modeling annual extreme precipitation in China using the generalized extreme value distribution, *J. Meteor. Soc. Jpn.*, 85, 599–613, <https://doi.org/10.2151/jmsj.85.599>, 2007.
- 445 Fletcher, C. G. and Kushner, P. J.: The role of linear interference in the annular mode response to tropical SST forcing, *J. Clim.*, 24, 778–794, <https://doi.org/10.1175/2010JCLI3735.1>, 2011.

- Garfinkel, C. I. and Hartmann, D. L.: The influence of the quasi-biennial oscillation on the troposphere in winter in a hierarchy of models. Part I: simplified dry GCMs, *J. Atmos. Sci.*, 68, 1273–1289, <https://doi.org/10.1175/2011JAS3665.1>, 2011.
- 450 Garfinkel, C. I. and Schwartz, C.: MJO-related tropical convection anomalies lead to more accurate stratospheric vortex variability in subseasonal forecast models, *Geophys. Res. Lett.*, 44, <https://doi.org/10.1002/2017GL074470>, 2017.
- Garfinkel, C. I., Benedict, J. J., and Maloney, E. D.: Impact of the MJO on the boreal winter extratropical circulation, *Geophys. Res. Lett.*, 41, 6055–6062, <https://doi.org/10.1002/2014GL061094>, 2014.
- ~~Gill, A. E.: Some simple solutions for heat induced tropical circulation, *Q. J. R. Meteor. Soc.*, 106, 447–462, <https://doi.org/10.1002/qj.49710644905>, 1980.~~
- 455 ~~<https://doi.org/10.1002/qj.49710644905>, 1980.~~
- Gray, L. J., Anstey, J. A., Kawatani, Y., Lu, H., Osprey, S., and Schenzinger, V.: Surface impacts of the Quasi Biennial Oscillation, *Atmos. Chem. Phys.*, 18, 8227–8247, <https://doi.org/10.5194/acp-18-8227-2018>, 2018.
- Guan, W., Ren, X., Shang, W., and Hu, H.: Subseasonal zonal oscillation of the western pacific subtropical high during early summer, *J. Meteor. Res.*, 32, 768–780, <https://doi.org/10.1007/s13351-018-8061-2>, 2018.
- 460 ~~<https://doi.org/10.1007/s13351-018-8061-2>, 2018.~~
- ~~Haynes, P., Hitchcock, P., Hitchman, M., Yoden, S., Hendon, H., Kiladis, G., Kodera, K., and Simpson, I.: The Influence of the Stratosphere on the Tropical Troposphere, *J. Meteor. Soc. Jpn. Ser II*, 99, 803–845, <https://doi.org/10.2151/jmsj.2021-040>, 2021.~~
- Hersbach, H., Bell, B., Berrisford, P., Hirahara, S., Horányi, A., Muñoz-Sabater, J., Nicolas, J., Peubey, C., Radu, R., Schepers, D., Simmons, A., Soci, C., Abdalla, S., Abellan, X., Balsamo, G., Bechtold, P., Biavati, G., Bidlot, J., Bonavita, M., Chiara, G., Dahlgren, P., Dee, D., Diamantakis, M., Dragani, R., Flemming, J., Forbes, R., Fuentes, M., Geer, A., Haimberger, L., Healy, S., Hogan, R. J., Hólm, E., Janisková, M., Keeley, S., Laloyaux, P., Lopez, P., Lupu, C., Radnoti, G., Rosnay, P., Rozum, I., Vamborg, F., Villaume, S., and Thépaut, J.: The ERA5 global reanalysis, *Q. J. R. Meteor. Soc.*, 146, 1999–2049, <https://doi.org/10.1002/qj.3803>, 2020.
- 465 ~~<https://doi.org/10.1002/qj.3803>, 2020.~~
- ~~Hitchman, M. H., Yoden, S., Haynes, P. H., Kumar, V., and Tegtmeier, S.: An Observational History of the Direct Influence of the Stratospheric Quasi-biennial Oscillation on the Tropical and Subtropical Upper Troposphere and Lower Stratosphere, *J. Meteor. Soc. Jpn. Ser II*, 99, 239–267, <https://doi.org/10.2151/jmsj.2021-012>, 2021.~~
- 470 ~~<https://doi.org/10.2151/jmsj.2021-012>, 2021.~~
- ~~Holton, J. R. and Tan, H.-C.: The influence of the equatorial quasi-biennial oscillation on the global circulation at 50 mb, *J. Atmos. Sci.*, 37, 2200–2208, [https://doi.org/10.1175/1520-0469\(1980\)037<2200:tioteq>2.0.co;2](https://doi.org/10.1175/1520-0469(1980)037<2200:tioteq>2.0.co;2), 1980.~~
- Holton, J. R. and Tan, H.-C.: The Quasi-Biennial Oscillation in the Northern Hemisphere lower stratosphere, *J. Meteor. Soc. Jpn.*, 60, 140–148, [https://doi.org/10.2151/jmsj1965.60.1\\_140](https://doi.org/10.2151/jmsj1965.60.1_140), 1982.
- 475 ~~[https://doi.org/10.2151/jmsj1965.60.1\\_140](https://doi.org/10.2151/jmsj1965.60.1_140), 1982.~~
- Hu, J., Gao, X., Ren, R., Luo, J., Deng, J., and Xu, H.: On the relationship between the stratospheric Quasi-Biennial Oscillation and summer precipitation in northern China, *Geophys. Res. Lett.*, 49, <https://doi.org/10.1029/2021GL097687>, 2022.
- Huang, K. and Pegion, K.: The roles of westward-propagating waves and the QBO in limiting MJO propagation, *J. Clim.*, 35, 6031–6049, <https://doi.org/10.1175/JCLI-D-21-0691.1>, 2022.
- 480 ~~<https://doi.org/10.1175/JCLI-D-21-0691.1>, 2022.~~

- Jenney, A. M., Nardi, K. M., Barnes, E. A., and Randall, D. A.: The seasonality and regionality of MJO impacts on North American temperature, *Geophys. Res. Lett.*, 46, 9193–9202, <https://doi.org/10.1029/2019GL083950>, 2019.
- Jeong, J.-H., Kim, B.-M., Ho, C.-H., and Noh, Y.-H.: Systematic variation in wintertime precipitation in East Asia by MJO-induced extratropical vertical motion, *J. Clim.*, 21, 788–801, <https://doi.org/10.1175/2007JCLI1801.1>, 2008.
- 485 Jia, X., Chen, L., Ren, F., and Li, C.: Impacts of the MJO on winter rainfall and circulation in China, *Adv. Atmos. Sci.*, 28, 521–533, <https://doi.org/10.1007/s00376-010-9118-z>, 2011.
- Kalnay, E., Kanamitsu, M., Kistler, R., Collins, W., Deaven, D., Gandin, L., Iredell, M., Saha, S., White, G., Woollen, J., Zhu, Y., Chelliah, M., Ebisuzaki, W., Higgins, W., Janowiak, J., Mo, K. C., Ropelewski, C., Wang, J., Leetmaa, A., Reynolds, R., Jenne, R., and Joseph, D.: The NCEP/NCAR 40-Year reanalysis project, *Bull. Am. Meteor. Soc.*, 77, 437–472, 490 [https://doi.org/10.1175/1520-0477\(1996\)077<0437:tnyrp>2.0.co;2](https://doi.org/10.1175/1520-0477(1996)077<0437:tnyrp>2.0.co;2), 1996.
- Kang, W. and Tziperman, E.: The MJO-SSW teleconnection: interaction between mjo-forced waves and the midlatitude jet, *Geophys. Res. Lett.*, 45, 4400–4409, <https://doi.org/10.1029/2018GL077937>, 2018.
- [Kikuchi, K., Wang, B., and Kajikawa, Y.: Bimodal representation of the tropical intraseasonal oscillation, \*Clim. Dyn.\*, 38, 1989–2000, https://doi.org/10.1007/s00382-011-1159-1, 2012.](https://doi.org/10.1007/s00382-011-1159-1)
- 495 Kim, H., Son, S., and Yoo, C.: QBO Modulation of the MJO-related precipitation in East Asia, *J. Geophys. Res. Atmos.*, 125, <https://doi.org/10.1029/2019JD031929>, 2020a.
- Kim, S., Kug, J.-S., and Seo, K.-H.: Impacts of MJO on the intraseasonal temperature variation in East Asia, *J. Clim.*, 33, 8903–8916, <https://doi.org/10.1175/JCLI-D-20-0302.1>, 2020b.
- Klotzbach, P., Abhik, S., Hendon, H. H., Bell, M., Lucas, C., G. Marshall, A., and Oliver, E. C. J.: On the emerging 500 relationship between the stratospheric Quasi-Biennial oscillation and the Madden-Julian oscillation, *Sci. Rep.*, 9, 2981, <https://doi.org/10.1038/s41598-019-40034-6>, 2019.
- Lafleur, D. M., Barrett, B. S., and Henderson, G. R.: Some climatological aspects of the Madden–Julian Oscillation (MJO), *J. Clim.*, 28, 6039–6053, <https://doi.org/10.1175/JCLI-D-14-00744.1>, 2015.
- Lee, J.-Y., Wang, B., Wheeler, M. C., Fu, X., Waliser, D. E., and Kang, I.-S.: Real-time multivariate indices for the boreal 505 summer intraseasonal oscillation over the Asian summer monsoon region, *Clim. Dyn.*, 40, 493–509, <https://doi.org/10.1007/s00382-012-1544-4>, 2013.
- Li, C.: Skillful seasonal prediction of Yangtze river valley summer rainfall, *Environ. Res. Lett.*, 11, 094002, <https://doi.org/10.1088/1748-9326/11/9/094002>, 2016.
- Li, H., Zhai, P., Chen, Y., and Lu, E.: Potential influence of the East Asia–Pacific teleconnection pattern on persistent 510 precipitation in South China: implications of atypical Yangtze River Valley cases, *Weather Forecast.*, 33, 267–282, <https://doi.org/10.1175/WAF-D-17-0011.1>, 2018.
- Li, X., Gollan, G., Greatbatch, R. J., and Lu, R.: Impact of the MJO on the interannual variation of the Pacific–Japan mode of the East Asian summer monsoon, *Clim. Dyn.*, 52, 3489–3501, <https://doi.org/10.1007/s00382-018-4328-7>, 2019.

- Liang, P., Hu, Z.-Z., Liu, Y., Yuan, X., Li, X., and Jiang, X.: Challenges in predicting and simulating summer rainfall in the eastern China, *Clim. Dyn.*, 52, 2217–2233, <https://doi.org/10.1007/s00382-018-4256-6>, 2019.
- Liang, P., Hu, Z.-Z., Ding, Y., and Qian, Q.: The extreme Mei-yu Season in 2020: role of the Madden-Julian Oscillation and the cooperative influence of the Pacific and Indian Oceans, *Adv. Atmos. Sci.*, 38, 2040–2054, <https://doi.org/10.1007/s00376-021-1078-y>, 2021.
- Liebmann, B.: Description of a complete (interpolated) outgoing longwave radiation dataset, *Bull. Am. Meteor. Soc.*, 77, 1275–1277, 1996.
- Lu, W. and Hsu, P.-C.: Factors controlling the seasonality of the Madden-Julian Oscillation, *Dyn. Atmos. Oceans*, 78, 106–120, <https://doi.org/10.1016/j.dynatmoce.2017.04.002>, 2017.
- Madden, R. A. and Julian, P. R.: Detection of a 40–50 day oscillation in the zonal wind in the tropical pacific, *J. Atmos. Sci.*, 28, 702–708, [https://doi.org/10.1175/1520-0469\(1971\)028<0702:doadoi>2.0.co;2](https://doi.org/10.1175/1520-0469(1971)028<0702:doadoi>2.0.co;2), 1971.
- Mao, Y., G. Wu, G. Xu, and L. Wang: Reduction in precipitation seasonality in China from 1960 to 2018, *J. Clim.*, 35, 227–248, <https://doi.org/10.1175/JCLI-D-21-0324.1>, 2022.
- [Martin, Z., Son, S.-W., Butler, A., Hendon, H., Kim, H., Sobel, A., Yoden, S., and Zhang, C.: The influence of the quasi-biennial oscillation on the Madden-Julian oscillation, \*Nat. Rev. Earth Environ.\*, 2, 477–489, <https://doi.org/10.1038/s43017-021-00173-9>, 2021.](https://doi.org/10.1038/s43017-021-00173-9)
- ~~Matsuno, T.: Quasi-geostrophic motions in the equatorial area, *J. Meteor. Soc. Jpn.*, 44, 25–43, [https://doi.org/10.2151/jmsj1965.44.1\\_25](https://doi.org/10.2151/jmsj1965.44.1_25), 1966.~~
- Moss, A. C., Wright, C. J., and Mitchell, N. J.: Does the Madden-Julian Oscillation modulate stratospheric gravity waves?, *Geophys. Res. Lett.*, 43, 3973–3981, <https://doi.org/10.1002/2016GL068498>, 2016.
- Nitta, T.: Convective activities in the tropical western pacific and their impact on the northern hemisphere summer circulation, *J. Meteor. Soc. Jpn.*, 65, 373–390, [https://doi.org/10.2151/jmsj1965.65.3\\_373](https://doi.org/10.2151/jmsj1965.65.3_373), 1987.
- Pfahl, S., O’Gorman, P. A., and Fischer, E. M.: Understanding the regional pattern of projected future changes in extreme precipitation, *Nat. Clim. Change*, 7, 423–427, <https://doi.org/10.1038/nclimate3287>, 2017.
- Qian, W., Li, J., and Shan, X.: Application of synoptic-scale anomalous winds predicted by medium-range weather forecast models on the regional heavy rainfall in China in 2010, *Sci. China Earth Sci.*, 56, 1059–1070, <https://doi.org/10.1007/s11430-013-4586-5>, 2013.
- Rao, J. and Ren, R.: A decomposition of ENSO’s impacts on the northern winter stratosphere: competing effect of SST forcing in the tropical Indian Ocean, *Clim. Dyn.*, 46, 3689–3707, <https://doi.org/10.1007/s00382-015-2797-5>, 2016.
- Rao, J. and Ren, R.: Modeling study of the destructive interference between the tropical Indian Ocean and eastern Pacific in their forcing in the southern winter extratropical stratosphere during ENSO, *Clim. Dyn.*, 54, 2249–2266, <https://doi.org/10.1007/s00382-019-05111-6>, 2020.
- Rao, J., Garfinkel, C. I., and White, I. P.: How does the Quasi-Biennial Oscillation affect the boreal winter tropospheric circulation in CMIP5/6 models?, *J. Clim.*, 33, 8975–8996, <https://doi.org/10.1175/JCLI-D-20-0024.1>, 2020a.

- Rao, J., Garfinkel, C. I., and White, I. P.: Impact of the Quasi-Biennial Oscillation on the northern winter stratospheric polar vortex in CMIP5/6 models, *J. Clim.*, 33, 4787–4813, <https://doi.org/10.1175/JCLI-D-19-0663.1>, 2020b.
- 550 Rao, J., Xie, J., Cao, Y., Zhu, S., and Lu, Q.: Record flood-producing rainstorms of July 2021 and August 1975 in Henan of China: Comparative synoptic analysis using ERA5, *J. Meteor. Res.*, 36, 809–823, <https://doi.org/10.1007/s13351-022-2066-6>, 2022c.
- Rao, J., Garfinkel, C. I., Ren, R., Wu, T., and Lu, Y.: Southern hemisphere response to the quasi-biennial oscillation in the CMIP5/6 models, *J. Clim.*, 36, 2603–2623, <https://doi.org/10.1175/jcli-d-22-0675.1>, 2023.
- 555 Ren, H.-L. and Ren, P.: Impact of Madden–Julian Oscillation upon winter extreme rainfall in southern China: observations and predictability in CFSv2, *Atmosphere*, 8, 192, <https://doi.org/10.3390/atmos8100192>, 2017.
- ~~Seo, K. H. and Son, S. W.: The global atmospheric circulation response to tropical diabatic heating associated with the Madden–Julian Oscillation during northern winter, *J. Atmos. Sci.*, 69, 79–96, <https://doi.org/10.1175/2011JAS3686.1>, 2012.~~
- Sillmann, J.: Understanding, modeling and predicting weather and climate extremes: Challenges and opportunities, *Weather Clim. Extrem.*, <https://doi.org/10.1016/j.wace.2017.10.003>, 2017.
- 560 Son, S.-W., Lim, Y., Yoo, C., Hendon, H. H., and Kim, J.: Stratospheric control of the Madden–Julian Oscillation, *J. Clim.*, 30, 1909–1922, <https://doi.org/10.1175/JCLI-D-16-0620.1>, 2017.
- Sun, L., Wang, H., and Liu, F.: Combined effect of the QBO and ENSO on the MJO, *Atmos. Ocean. Sci. Lett.*, 12, 170–176, <https://doi.org/10.1080/16742834.2019.1588064>, 2019.
- 565 Takahashi, C., Yoneyama, K., Sato, N., Seiki, A., Shirooka, R., and Takayabu, Y. N.: The Madden-Julian Oscillation and extratropical teleconnection over East Asia during the northern winter in IPCC AR4 climate models, *J. Meteor. Soc. Jpn.*, 90A, 361–371, <https://doi.org/10.2151/jmsj.2012-A21>, 2012.
- Takahashi, H. G. and Fujinami, H.: Recent decadal enhancement of Meiyu–Baiu heavy rainfall over East Asia, *Sci. Rep.*, 11, 13665, <https://doi.org/10.1038/s41598-021-93006-0>, 2021.
- 570 Takasuka, D., Satoh, M., and Yokoi, S.: Observational Evidence of mixed Rossby-Gravity waves as a driving force for the MJO convective initiation and propagation, *Geophys. Res. Lett.*, 46, 5546–5555, <https://doi.org/10.1029/2019GL083108>, 2019.
- Takasuka, D., Kohyama, T., Miura, H., and Suematsu, T.: MJO initiation triggered by amplification of upper-tropospheric dry mixed Rossby-Gravity waves, *Geophys. Res. Lett.*, 48, <https://doi.org/10.1029/2021GL094239>, 2021.
- 575 Takaya, Y., Ishikawa, I., Kobayashi, C., Endo, H., and Ose, T.: Enhanced Meiyu-Baiu rainfall in early summer 2020: aftermath of the 2019 super IOD event, *Geophys. Res. Lett.*, 47, <https://doi.org/10.1029/2020GL090671>, 2020.
- Toms, B. A., Barnes, E. A., Maloney, E. D., and Heever, S. C.: The global teleconnection signature of the Madden-Julian Oscillation and its modulation by the Quasi-Biennial Oscillation, *J. Geophys. Res. Atmos.*, 125, <https://doi.org/10.1029/2020JD032653>, 2020.
- 580 Wang, F. and Wang, L.: An exploration of the connection between quasi-biennial oscillation and Madden-Julian oscillation, *Environ. Res. Lett.*, 16, 114021, <https://doi.org/10.1088/1748-9326/ac3031>, 2021.

- Wang, G., Ling, Z., Wu, R., and Chen, C.: Impacts of the Madden–Julian Oscillation on the summer south China Sea ocean circulation and temperature, *J. Clim.*, 26, 8084–8096, <https://doi.org/10.1175/JCLI-D-12-00796.1>, 2013.
- Wang, J. and Zhang, X.: Downscaling and projection of winter extreme daily precipitation over North America, *J. Clim.*, 21, 923–937, <https://doi.org/10.1175/2007JCLI1671.1>, 2008.
- Wang, L., Wang, L., Chen, W., and Huangfu, J.: Modulation of winter precipitation associated with tropical cyclone of the western North Pacific by the stratospheric Quasi-Biennial oscillation, 16, 054004, *Env. Res Lett*, <https://doi.org/10.1088/1748-9326/abf3dd>, 2021.
- ~~Wang, Y., Ren, H., Wei, Y., Jin, F., Ren, P., Gao, L., and Wu, J.: MJO phase swings modulate the recurring latitudinal shifts of the 2020 extreme summer monsoon rainfall around Yangtze, *J. Geophys. Res. Atmos.*, 127, <https://doi.org/10.1029/2021JD036011>, 2022.~~
- ~~Wang, S., Tippett, M. K., Sobel, A. H., Martin, Z. K., and Vitart, F.: Impact of the QBO on Prediction and Predictability of the MJO Convection, *J. Geophys. Res. Atmos.*, 124, 11766–11782, <https://doi.org/10.1029/2019JD030575>, 2019.~~
- Wang, Z., Li, T., Gao, J., and Peng, M.: Enhanced winter and summer trend difference of Madden–Julian Oscillation intensity since 1871, *Int. J. Climatol.*, 40, 6369–6381, <https://doi.org/10.1002/joc.6586>, 2020.
- Wheeler, M. C. and Hendon, H. H.: An all-season real-time multivariate MJO index: development of an index for monitoring and prediction, *Mon. Weather Rev.*, 132, 1917–1932, [https://doi.org/10.1175/1520-0493\(2004\)132<1917:AARMMI>2.0.CO;2](https://doi.org/10.1175/1520-0493(2004)132<1917:AARMMI>2.0.CO;2), 2004.
- Wu, G., Qin, S., Huang, C., Ma, Z., and Shi, C.: Seasonal precipitation variability in mainland China based on entropy theory, *Int. J. Climatol.*, 41, 5264–5276, <https://doi.org/10.1002/joc.7128>, 2021.
- Xu, P., Wang, L., Chen, W., Feng, J., and Liu, Y.: Structural changes in the Pacific–Japan pattern in the late 1990s, *J. Clim.*, 32, 607–621, <https://doi.org/10.1175/JCLI-D-18-0123.1>, 2019.
- Yang, C., Li, T., Xue, X., Gu, S., Yu, C., and Dou, X.: Response of the northern stratosphere to the Madden-Julian Oscillation during boreal winter, *J. Geophys. Res. Atmos.*, 124, 5314–5331, <https://doi.org/10.1029/2018JD029883>, 2019.
- ~~Yoo, C. and Son, S.: Modulation of the boreal wintertime Madden-Julian oscillation by the stratospheric quasi-biennial oscillation, *Geophys. Res. Lett.*, 43, 1392–1398, <https://doi.org/10.1002/2016GL067762>, 2016.~~
- ~~Zhang, C.: Madden-Julian Oscillation, *Rev. Geophys.*, 43, RG2003, <https://doi.org/10.1029/2004RG000158>, 2005.~~
- Zhang, L., Wang, B., and Zeng, Q.: Impact of the Madden–Julian Oscillation on summer rainfall in Southeast China, *J. Clim.*, 22, 201–216, <https://doi.org/10.1175/2008JCLI1959.1>, 2009.
- ~~Zhang, W., Huang, Z., Jiang, F., Stuecker, M. F., Chen, G., and Jin, F.: Exceptionally Persistent Madden-Julian Oscillation Activity Contributes to the Extreme 2020 East Asian Summer Monsoon Rainfall, *Geophys. Res. Lett.*, 48, <https://doi.org/10.1029/2020GL091588>, 2021.~~
- Zheng, C. and Chang, E. K. M.: The role of MJO propagation, lifetime, and intensity on modulating the temporal evolution of the MJO extratropical response, *J. Geophys. Res. Atmos.*, 124, 5352–5378, <https://doi.org/10.1029/2019JD030258>, 2019.



- 615 Zhu, Z., Chen, S., Yuan, K., Chen, Y., Gao, S., and Hua, Z.: Empirical subseasonal prediction of summer rainfall anomalies over the middle and lower reaches of the Yangtze River basin based on atmospheric intraseasonal oscillation, *Atmosphere*, 8, 185, <https://doi.org/10.3390/atmos8100185>, 2017.
- Zou, X. and Ren, F.: Changes in regional heavy rainfall events in China during 1961–2012, *Adv. Atmos. Sci.*, 32, 704–714, <https://doi.org/10.1007/s00376-014-4127-y>, 2015.