

# Measurement report: Impact of cloud processes on secondary organic aerosols at a forested mountain site in southeastern China

Zijun Zhang<sup>1,2</sup>, Weiqi Xu<sup>1,\*</sup>, Yi Zhang<sup>1,2</sup>, Wei Zhou<sup>1</sup>, Xiangyu Xu<sup>1,2</sup>, Aodong Du<sup>1,2</sup>, Yinzhou Zhang<sup>1</sup>, Hongqin Qiao<sup>3</sup>, Ye Kuang<sup>3</sup>, Xiaole Pan<sup>1</sup>, Zifa Wang<sup>1,2</sup>, Xueling Cheng<sup>1</sup>, Lanzhong Liu<sup>4</sup>, Qingyan Fu<sup>5</sup>,  
5 Douglas R. Worsnop<sup>6</sup>, Jie Li<sup>1</sup>, Yele Sun<sup>1,2,\*</sup>

<sup>1</sup>State Key Laboratory of Atmospheric Boundary Layer Physics and Atmospheric Chemistry, Institute of Atmospheric Physics, Chinese Academy of Sciences, Beijing 100029, China

<sup>2</sup>College of Earth and Planetary Sciences, University of Chinese Academy of Sciences, Beijing 100049, China

<sup>3</sup>Institute for Environmental and Climate Research, Jinan University, Guangzhou 511143, China

10 <sup>4</sup>Shanghuang Eco-Environmental Observatory of Chinese Academy of Sciences, Jinhua 321203, China

<sup>5</sup>Shanghai Environmental Monitoring Center, Shanghai 200235, China

<sup>6</sup>Aerodyne Research Inc., Billerica, Massachusetts 01821, United States

*Correspondence to:* Weiqi Xu ([xuweiqi@mail.iap.ac.cn](mailto:xuweiqi@mail.iap.ac.cn)), Yele Sun ([sunyele@mail.iap.ac.cn](mailto:sunyele@mail.iap.ac.cn))

**Abstract.** Aerosol particles play critical roles in climate and human health. However, aerosol composition and evolution,  
15 particularly secondary organic aerosol (SOA), and its interaction with clouds in high-altitude background areas in China remain less understood. Here we conducted real-time measurements of submicron aerosols (PM<sub>1</sub>) using aerosol mass spectrometers at a forested mountain site (1128 m a.s.l.) in southeastern China in November 2022. The average ( $\pm 1\sigma$ ) PM<sub>1</sub> mass concentration was  $4.3 \pm 4.8 \mu\text{g m}^{-3}$ , which was ubiquitously lower than those at other mountain sites in China. Organic aerosol (OA) constituted the largest fraction of PM<sub>1</sub> (42.9 %) and was dominantly secondary as indicated by the high  
20 oxygen-to-carbon (O/C) ratio (0.85–0.96) and carbon oxidation state (0.21–0.49). Notably, the remarkably enhanced PM<sub>1</sub> concentrations observed during daytime on cloudless days were identified to be likely produced from cloud evaporation. While more oxidized oxygenated OA was scavenged efficiently during cloud events, cloud evaporation was found to release a significant amount of less oxidized oxygenated OA from air mass transported from polluted regions. The distinct decrease  
25 of OA/ $\Delta\text{CO}$  with the increase of O/C during the cloud evaporative period further demonstrates that OA remained in cloud droplets are generally in a moderate oxidation state. Moreover, organic nitrates were also estimated and showed a higher contribution to the total nitrate during the cloudy period (27 %) than the evaporative period (3 %). Overall, our results demonstrate the importance of SOA and the influences of cloud processes in regional mountain areas in southeastern China.

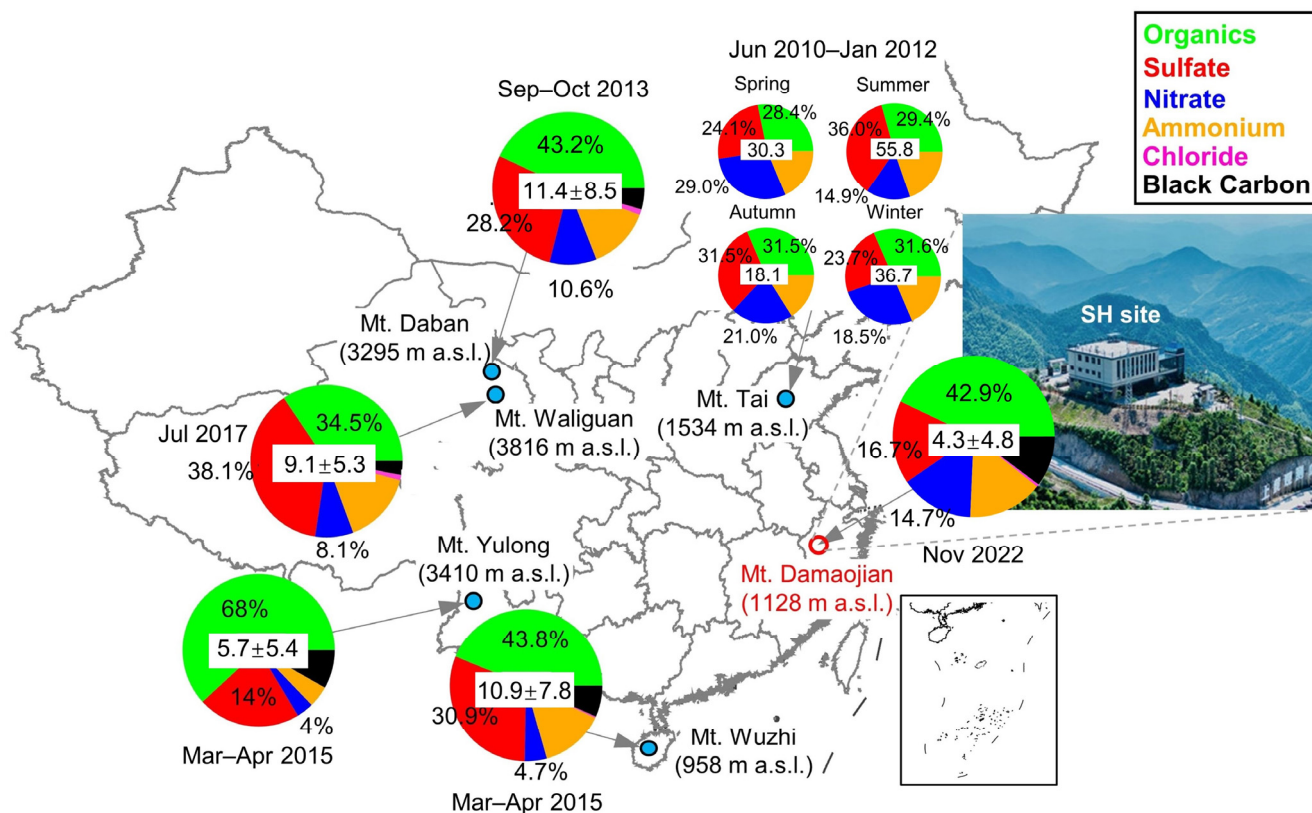
## 1 Introduction

Aerosol particles play essential roles in regional and global climate (Ramanathan et al., 2001; Kanakidou et al., 2005), as  
30 well as air pollution (Huang et al., 2014; Li et al., 2023) and public health (Kampa and Castanas, 2008). Submicron aerosol (PM<sub>1</sub>) from both natural and anthropogenic sources can be transported to the upper level of atmospheric boundary layer or

even lower free troposphere through convection and frontal uplift (Monks et al., 2009; Huang et al., 2020; Carbone et al., 2014). At high altitudes, aerosol species can be transported over longer distances, depending on their particle sizes and compositions (Pokorná et al., 2022; Tang et al., 2016; Zhong et al., 2022), and the aging processes during transport results in  
35 continuous changes in chemical and physical properties (Calvo et al., 2013; Hallquist et al., 2009). Aerosols can have an important impact on CCN properties at high altitudes where atmospheric conditions favour the formation of clouds, thereby affecting the lifetime and optical properties of clouds through aerosol-cloud interactions (Haywood and Boucher, 2000; Asmi et al., 2012; Rejano et al., 2021). On the other hand, aerosol-cloud interactions also modify the chemical composition of aerosols within cloud droplets. This modification, in turn, affects the characteristics of surrounding aerosols after the  
40 cloud has evaporated (Roth et al., 2016). As a result, measurements of high-altitude regional aerosols are of great importance for a better understanding of aerosol-cloud interactions and their impacts on air pollution and climate.

Mountain sites are crucial platforms for studying aerosol characteristics over regional scales and the influences of diverse emission sources (e.g., biomass burning, industrial process, and biogenic emissions) and atmospheric processes (e.g., in-cloud processing, new particle formation). Compared to balloon and aircraft observations, mountain sites have advantages in  
45 continuous and long-term observations because of low cost, stable geographic location, and accessibility for instrument maintenance. In addition, the different meteorological conditions at mountain sites can have great impacts on aerosol formation, aging, and scavenging patterns. For example, Gao et al. (2023) showed that cloud processes can promote the formation of secondary organic aerosol (SOA) by multiphase oxidation. Li et al. (2013) found that high relative humidity at Mt. Hua can lead to a reduction in particle acidity, and thus reduce the formation of biogenic SOA by suppressing the acid-catalysis reaction. Chen et al. (2021) reported that fog scavenging was more efficient towards particles with aerodynamic  
50 diameter larger than 700 nm in Taiwan mountain regions, while the majority of smaller particles remained unscavenged and could grow into larger particles through gas-to-aqueous partitioning. Although several mountain stations have been established in China to gain more information on the chemical composition and sources (Zhang et al., 2018; Zhang et al., 2019; Du et al., 2015; Zhang et al., 2014), optical properties (Wang et al., 2015), and hygroscopic properties of aerosols  
55 (Ding et al., 2021), most of these studies are conducted on Qinghai-Tibetan Plateau and in Northern China Plain (NCP), while the studies in southeastern China remain scarce.

In this work, a high-resolution time-of-flight aerosol mass spectrometer (AMS hereafter) and a quadruple aerosol chemical speciation monitor (ACSM hereafter) were deployed at a forested mountain site in southeastern China. The chemical composition and properties of  $PM_{10}$  are characterized, the elemental composition and oxidation state of OA are determined,  
60 and the potential transport pathways of  $PM_{10}$  are also investigated using back trajectory analysis. Furthermore, the effect of cloud processes on aerosol species is discussed. The sources of organic aerosol are investigated using positive matrix factorization (PMF) analysis of combined high-resolution organic and inorganic aerosol mass spectra. Particularly, particulate organic nitrates (ONs) are determined and quantified based on PMF results.



65 **Figure 1.** Location of the sampling site (Mt. Damaojian). The mean concentration ( $\mu\text{g m}^{-3}$ ) and chemical composition of submicron aerosols (NR-PM<sub>1</sub>+ BC) measured at selected mountain sites in China are also shown. Note that BC and chloride are not accounted for at Mt. Tai due to the lack of measurements. Detailed information on these sampling sites is presented in Table S3 in the Supplement.

## 2 Methods

### 70 2.1 Site and instrumentation

The campaign was carried out from 1 November to 30 November 2022 at Shangshuang Eco-Environmental Observatory of Chinese Academy of Sciences (SH), located at Mt. Damaojian (119.51°E, 28.58°N, 1128 m a.s.l.) in Wuyi County, Zhejiang Province (Fig. 1). This site is a typical background site in southeastern China that is surrounded by mountains and forests, and there are no strong local anthropogenic sources nearby.

75 PM<sub>1</sub> species were measured using a suite of real-time instruments with 1–20 min time resolution, including an AMS operated under the V-mode and a quadrupole ACSM for non-refractory (NR)-PM<sub>1</sub> composition, together with a seven-wavelength Aethalometer (AE33, Magee Scientific Corp.) for equivalent black carbon (BC) mass concentration. The AMS measurements were only conducted during two periods (15–20 November and 24–28 November, respectively) in this study due to the malfunction of the instrument. Briefly, aerosol particles were sampled into an air-conditioned room through

80 stainless steel tube (O.D.: 1/4 inch), and the residence time was estimated as 5 s. A nafion dryer was placed upstream of the ACSM and AMS to remove the moisture, after that, aerosol particles were sampled into AMS, ACSM, and AE33, respectively. Because there was no size cutoff in front of the sampling line, the AMS and ACSM may report slightly higher concentrations than expected because of measuring some cloud droplets larger than 2.5  $\mu\text{m}$ . According to a previous study during three fog episodes at a rural site in North China Plain, the influence of fog droplets on submicron aerosol  
85 measurements was less than 20% (Kuang et al., 2024). Simultaneously, air pollutants including  $\text{NO}_x$ ,  $\text{O}_3$  were measured by a suite of gas analyzers (Thermo Scientific Inc., USA),  $\text{PM}_{2.5}$  and  $\text{PM}_{10}$  were measured using continuous ambient particulate monitors with  $\text{PM}_{2.5}$  and  $\text{PM}_{10}$  cutoff before the sampling inlet (Model 5014i, Thermo Scientific., USA), and CO was measured by a Picarro greenhouse gas analyzer (G2401, Picarro Inc., USA). Meteorological parameters containing temperature ( $T$ ), relative humidity (RH), wind speed (WS), wind direction (WD), and pressure ( $P$ ) were measured by an  
90 automatic weather station. In addition, the particle depolarization ratio (PDR) was measured by a particle monitoring lidar (Science of Light Technologies Co., Ltd) to analyze the vertical distribution of aerosol particles, and the hourly boundary layer height (BLH) was obtained from European Reanalysis 5 (ERA5) reanalysis dataset. More details and descriptions of the instruments and data are provided in Table S1.

## 2.2 Data analysis

### 95 2.2.1 ACSM and AMS

ACSM data were analyzed using ACSM standard data analysis software (v2.5.13) and AMS data were analyzed using SQUIRREL v1.65F and PIKA v1.25F. A composition-dependent collection efficiency (CDCE) was applied to the ACSM/AMS data according to Middlebrook et al. (2012). Elemental analysis of high-resolution mass spectra (HRMS) was performed using the “Improved-Ambient” (I-A) method (Canagaratna et al., 2015). The default relative ionization efficiency  
100 (RIE) values of 1.1, 1.4, and 1.3 were applied for nitrate, organics, and chloride (Canagaratna et al., 2007; Nault et al., 2023). According to the ion efficiency (IE) calibration results using ammonium sulfate, the RIE values of ammonium and sulfate were 5.05 and 0.73 for ACSM, and 5.26 and 1.28 for AMS, respectively. Additionally, the detection limits of ACSM and AMS for different NR- $\text{PM}_1$  species are determined as 3 times the standard deviation of mass concentrations during a period (16–20 November) with low particle concentration (Table S2). Detailed comparison of the concentrations of NR- $\text{PM}_1$   
105 species measured by AMS and ACSM are shown in Fig. S1. The concentrations of NR- $\text{PM}_1$  species measured by ACSM correlated well with those measured by AMS ( $r^2 = 0.35\text{--}0.97$ ) except for chloride ( $r^2 = 0.18$ ). This is likely due to the low ambient chloride masses at this background site, which are close to or below the ACSM detection limit. Also, the non-ideal vaporization behaviour of chloride in ACSM may be another reason (Crenn et al., 2015). Notably, similar slopes (0.62–0.74) were found for organics, sulfate, nitrate, and ammonium measured by AMS and ACSM, indicating a general overestimation  
110 by ACSM. The possible systematic bias in IE calibration of ACSM using ammonium sulfate could be a potential cause. Therefore, the ACSM data during the sampling period was scaled to the AMS data using these linear regression slopes. As

shown in Figs. S1g and h, after this adjustment, the concentrations of NR-PM<sub>1</sub> tracked well with PM<sub>2.5</sub> ( $r^2 = 0.60$  and slope = 0.48 for ACSM,  $r^2 = 0.93$  and slope = 0.54 for AMS) and PM<sub>10</sub> ( $r^2 = 0.53$  and slope = 0.27 for ACSM,  $r^2 = 0.99$  and slope = 0.39 for AMS) measured by the particle monitor, suggesting that the AMS/ACSM quantification was reasonable.

115 PMF Evaluation Tool (PET v3.04) was employed to further deconvolve the HRMS derived from AMS into different source factors following the procedures reported by Ulbrich et al. (2009) and Zhang et al. (2011). In addition to organic fragment ions, the major fragment ions of inorganic species, i.e., SO<sup>+</sup> ( $m/z$  48), SO<sub>2</sub><sup>+</sup> ( $m/z$  64), SO<sub>3</sub><sup>+</sup> ( $m/z$  80), HSO<sub>3</sub><sup>+</sup> ( $m/z$  81), H<sub>2</sub>SO<sub>4</sub><sup>+</sup> ( $m/z$  98) for sulfate, NO<sup>+</sup> ( $m/z$  30), NO<sub>2</sub><sup>+</sup> ( $m/z$  46) for nitrate, NH<sup>+</sup> ( $m/z$  15), NH<sub>2</sub><sup>+</sup> ( $m/z$  16), NH<sub>3</sub><sup>+</sup> ( $m/z$  17) for ammonium, and Cl<sup>+</sup> ( $m/z$  35), HCl<sup>+</sup> ( $m/z$  36) for chloride were also included into the HR data and error matrices for PMF. A more  
120 detailed description of the procedures was given in Sun et al. (2012). After checking the key diagnostic plots (Fig. S2), mass spectra, and the correlations with related tracers, a four-factor solution was considered as the optimal solution in this study (Text S1).

### 2.2.2 Estimation of organic nitrates

ONs were estimated from the PMF results (Zhang et al., 2011; Xu et al., 2015). Briefly, NO<sub>x</sub><sup>+</sup> (i.e., NO<sup>+</sup> and NO<sub>2</sub><sup>+</sup>) are major  
125 fragments of nitrate functionality (-ONO<sub>2</sub>), which can be referred to as the total nitrate measured by AMS. Combining inorganic with organic mass spectra in PMF, NO<sup>+</sup> and NO<sub>2</sub><sup>+</sup> can be separated into different organic aerosol (OA) factors and an inorganic nitrate aerosol factor (INA). According to previous studies, the ratios of NO<sup>+</sup>/NO<sub>2</sub><sup>+</sup> for ONs are approximately 2.25–3.7 times higher than pure NH<sub>4</sub>NO<sub>3</sub> (Fry et al., 2009; Fry et al., 2013). Consistently, the PMF results in our study (Fig. 6) show that the average NO<sup>+</sup>/NO<sub>2</sub><sup>+</sup> ratios of LO-OOA and MO-OOA were 13.19 and 11.2, falling within the range of ONs.  
130 In contrast, a NO<sup>+</sup>/NO<sub>2</sub><sup>+</sup> ratio of 3.56 was observed for INA, reflecting its characteristics of inorganic nitrates. Therefore, the PMF analysis of nitrate is reasonable, and based on this result, the mass concentration of ONs (NO<sub>3,org</sub>) can be calculated by summing these two ion signals distributed in all OA factors as follows:

$$\text{NO}_{3,\text{org}} = \text{NO}_{\text{org}}^+ + \text{NO}_{2,\text{org}}^+ \quad (1)$$

$$\text{NO}_{\text{org}}^+ = \sum([\text{OA factor}]_i \times f_{\text{NO}^+,i}) \quad (2)$$

$$135 \text{NO}_{2,\text{org}}^+ = \sum([\text{OA factor}]_i \times f_{\text{NO}_2^+,i}) \quad (3)$$

where [OA factor]<sub>*i*</sub> represents the mass concentration of OA factor *i* resolved by PMF,  $f_{\text{NO}^+,i}$  and  $f_{\text{NO}_2^+,i}$  are the mass fractions of NO<sup>+</sup> and NO<sub>2</sub><sup>+</sup> in OA factor *i*, respectively.

### 2.2.3. Backward trajectory analysis

The Hybrid Single-Particle Lagrangian Integrated Trajectories (HYSPLIT) model and meteorological data from the NOAA  
140 Global Data Assimilation System (GDAS) were used to calculate 72 h backward trajectories at the SH site. The trajectory arrival time was set from 0:00 to 23:00 at 1 h intervals, and the arrival height at the site was set as 1100 m. To further show the aerosol particle concentration levels in different regions, the map contained the back trajectory (Fig. S7) was coloured by

the time-averaged organic carbon surface mass concentration from the M2TINXAER v5.12.4 dataset ( $0.5 \times 0.625^\circ$ , hourly). This dataset, part of the Modern-Era Retrospective analysis for Research and Applications version 2 (MERRA-2) model (Gelaro et al., 2017), was sourced from the NASA Giovanni website (<https://giovanni.gsfc.nasa.gov>).

### 3. Results and discussion

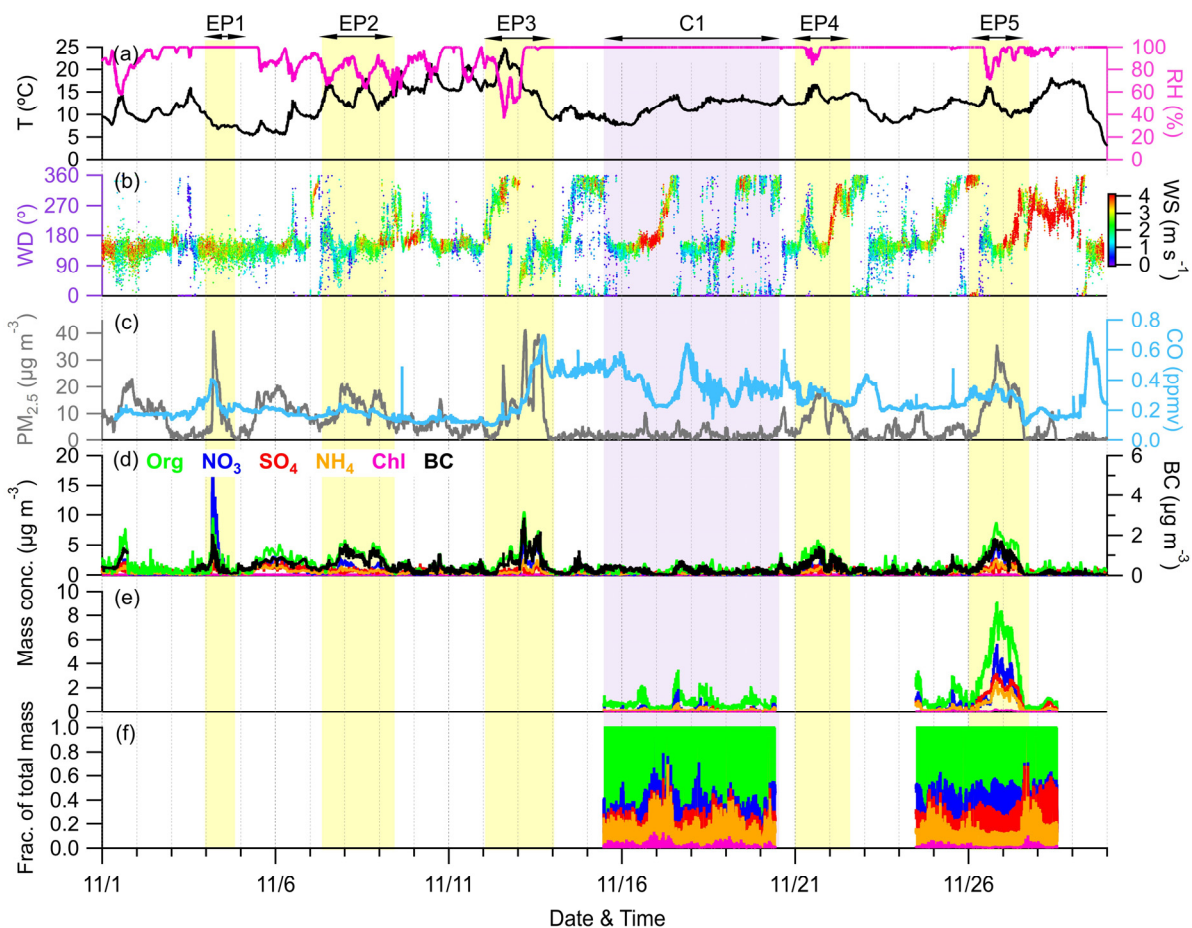
#### 3.1. Mass concentration and chemical composition of submicron aerosols

Figure 2 shows the time series of meteorological parameters ( $T$ , RH, WD, and WS), air pollutants ( $PM_{2.5}$  and CO) along with  $PM_1$  (NR- $PM_1$  + BC) species during the campaign. The total  $PM_1$  concentration varied dynamically from  $0.3 \mu\text{g m}^{-3}$  to  $39.8 \mu\text{g m}^{-3}$  during the whole sampling period, with an average ( $\pm 1\sigma$ ) of  $4.3 \pm 4.8 \mu\text{g m}^{-3}$ . As shown in Fig. 1, organics accounted for the largest contribution (42.9 %) to the total  $PM_1$  during the sampling period, followed by sulfate (16.7 %), ammonium (15.0 %), nitrate (14.7 %), BC (10.2 %), and chloride (0.5 %). In addition, BC was observed to correlate well with  $PM_1$  and  $PM_{2.5}$  ( $r^2 = 0.59$  and  $0.62$ , respectively), suggesting the potential influences of regional biomass burning plumes in the Yangtze River Delta (YRD) on aerosol particles at this site (Zhang et al., 2015). The concentration and composition of  $PM_1$  are quite different from those observed at other Chinese mountain sites in different seasons (Fig. 1). For example, the average  $PM_1$  concentration here was much lower compared to Mt. Wuzhi ( $10.9 \pm 7.8 \mu\text{g m}^{-3}$ ) at a similar altitude, and was also slightly lower than those at higher altitude mountains such as Mt. Yulong ( $5.7 \pm 5.4 \mu\text{g m}^{-3}$ ) and Mt. Waliguan ( $9.1 \pm 5.3 \mu\text{g m}^{-3}$ ). Although  $PM_1$  concentration has a strong seasonal dependence, such as in Mt. Tai, with low concentration in autumn ( $18.1 \mu\text{g m}^{-3}$ ) and high in summer ( $33.5 \mu\text{g m}^{-3}$ ), the average  $PM_1$  concentration at our site was still much lower than Mt. Daban ( $11.4 \mu\text{g m}^{-3}$ ) and Mt. Tai in the same season (autumn). Considering the occurrence of frequent cloud events during the sampling period, the low  $PM_1$  concentration might be mainly associated with cloud scavenging, which will be further validated in subsequent sections. Notably, a relatively lower contribution of sulfate to  $PM_1$  was observed (16.7 %) in this site compared to other mountain sites except Mt. Yulong (23.7 %–38.1 %), which was likely attributed to the significant reduction of  $SO_2$  emission in China during the past decade (Wen et al., 2023). The decrease in sulfate contribution was associated with an elevation of nitrate contribution. This shift suggests that most  $NH_4$  will probably be in the form of ammonium nitrate which is more volatile than ammonium sulfate and thus unlikely to transport over a large scale. Additionally, at Mt. Tai, even though the contributions of sulfate were high, nitrate still accounted for considerable fractions (14.9 %–29.0 %) that were comparable to or higher than this site (20.9 %). Taken together,  $PM_1$  at this site is more likely influenced by anthropogenic emissions over a smaller regional scale, consistent with the high urban density in eastern China (Li et al., 2018).

Figure S3a shows the relative contribution of each  $PM_1$  component as a function of  $PM_1$  concentration. The fraction of nitrate increased significantly with  $PM_1$  concentration, and meanwhile, the fraction of organics and BC exhibited a decreasing trend. We noted that a nitrate-dominant peak of  $PM_1$  mass loading was observed at the nighttime of 4 November (EP1, Fig. 2d), and the concentrations of organic and nitrate as a function of  $PM_1$  mass during this event and the rest of the

175 campaign are shown in Fig. S4. Almost all the data points with PM<sub>1</sub> concentrations above 20 µg m<sup>-3</sup> were from this event. During EP1, a steeper slope for nitrate relative to PM<sub>1</sub> was found than that for organics, which was contrary to slopes during the rest period, resulting in significant contributions of nitrate to PM<sub>1</sub> across all PM<sub>1</sub> concentrations (Figs. S3b and S4). These distinct differences in slopes for nitrate and organics implied different mechanisms of PM<sub>1</sub> elevation during these two periods. Consequently, we also excluded EP1 from the statistic of Fig. S3a, and the result is presented in Fig. S3c. After  
180 removing EP1, organics became the dominant contributor (> 40 %) across all PM<sub>1</sub> concentrations. Despite this, there was still an increasing trend for nitrate and a decreasing trend for sulfate along with increased PM<sub>1</sub>, yet the contribution of ammonium remained relatively constant. This further supported our previous hypothesis that there was a conversion of ammonium sulfate to ammonium nitrate with the increase in PM<sub>1</sub> concentration. Overall, these results suggested that high levels of PM<sub>1</sub> at the SH site might be mainly attributed to the formation or transport of organics, meanwhile, nitrate also  
185 plays a nonnegligible role.

The diurnal cycles of PM<sub>1</sub> species, air pollutants, and meteorological parameters during the entire campaign are illustrated in Fig. S5. The mean and median values of organics and nitrate both showed distinct noon peaks at around 14:00, which could be attributed to the daytime photochemical production and the low wind speed (Tang et al., 2022; Xu et al., 2018b). In addition, as depicted in Fig. S6, these noon peaks coincided closely with the diurnal variation in BLH (reached up to ~1450  
190 m at around 13:00). Consequently, the relatively elevated concentrations of organics and nitrate at noon might also be related to the development of atmospheric boundary layer, which facilitates the mixing of air masses transported from polluted areas. The high nighttime peak of nitrate was mainly due to the influences of the nitrate event on 4 November. Comparatively, sulfate, chloride, and BC showed relatively flat diurnal variations, suggesting the regional characteristics of these species (Zhang et al., 2015).



**Figure 2.** Time series of (a)  $T$  and RH; (b) WD coloured by WS; (c) mass concentration of  $PM_{2.5}$  and mixing ratio of CO; (d) mass concentrations of NR- $PM_1$  species measured by ACSM together with BC measured by AE33; and (e, f) mass concentrations and contributions of NR- $PM_1$  species measured by AMS. The yellow and purple shaded areas represent six selected episodes (EP1–EP5 and C1, respectively).

195

### 200 3.2 Meteorological conditions and air mass origin

The entire study period was characterized by five elevated  $PM_1$  episodes (EP1–EP5), as marked in Fig. 2. These five elevated  $PM_1$  episodes exhibited mean  $PM_1$  concentrations ranging from  $5.2$ – $9.8 \mu\text{g m}^{-3}$ , which were close to or exceeded the 75<sup>th</sup> percentile of the overall  $PM_1$  concentration distribution ( $5.6 \mu\text{g m}^{-3}$ ). Meanwhile, a clean period (C1) with a mean  $PM_1$  concentration of  $1.3 \mu\text{g m}^{-3}$ , falling below the 25<sup>th</sup> percentile of the distribution ( $1.6 \mu\text{g m}^{-3}$ ) was also selected for comparison. The relationship between the  $PM_1$  species concentration, meteorology, and air mass transport during these six periods is shown in Fig. 3 and Fig. S7. EP1 exhibited a nitrate-dominant  $PM_1$  peak, with nitrate concentration rapidly increased by  $\sim 18 \mu\text{g m}^{-3}$  within an hour. In addition, a CO peak was also observed at that time, suggesting potential contributions of pollution transport to nitrate. Given the lack of anthropogenic activities near the sampling site, the enhanced

205



nitrate concentrations likely originated from  $\text{NO}_x$  transported from adjacent towns in the northeast, as indicated by the Non-  
210 Parametric Wind (NWR) regression polar plot for nitrate (Fig. S8) showing high levels of nitrate mainly associated with  
northeastern wind directions. This was further supported by the back trajectory analysis, in which air masses on 4 November  
were also from the northeast. Moreover, the RH was stable at 100% during EP1, which could favour the heterogenous uptake  
of  $\text{N}_2\text{O}_5$  and subsequent nitrate formation in the aqueous phase at night (Brown et al., 2006; Li et al., 2020).

In contrast to EP1,  $\text{PM}_{10}$  in other episodes (EP2–5) were all dominated by organics. EP2 was associated with low  
215 concentrations of CO, indicating relatively slight pollution transport influence. In addition, clear and similar diurnal variation  
patterns were found in aerosol species and RH, suggesting that  $\text{PM}_{10}$  in this period was mainly affected by the evolution of  
the atmospheric boundary layer. EP3 was initiated by an organic-only increase under high temperature ( $\sim 15\text{--}25\text{ }^\circ\text{C}$ ) and low  
RH ( $\sim 40\text{--}80\%$ ), while other aerosol species remained at very low levels. Considering the low CO levels in this period,  
the increasing trend of OA could be attributed to the local biogenic emissions. The concentrations of organic, together with  
220 other  $\text{PM}_{10}$  species and CO, were further elevated after air mass sources shifted from southwest to northwest on 13 November,  
which may bring a large amount of aerosols from megacities such as Zhengzhou and Hangzhou to the SH site (Fig. S7c).  
EP4 and EP5 were two similar episodes, where  $\text{PM}_{10}$  concentrations were generally associated with the changes in RH and  
WD. During these two periods, air masses both originated from the west and southwest, but the trajectory distances during  
EP5 were shorter, suggesting that the air masses transported more slowly in EP5.

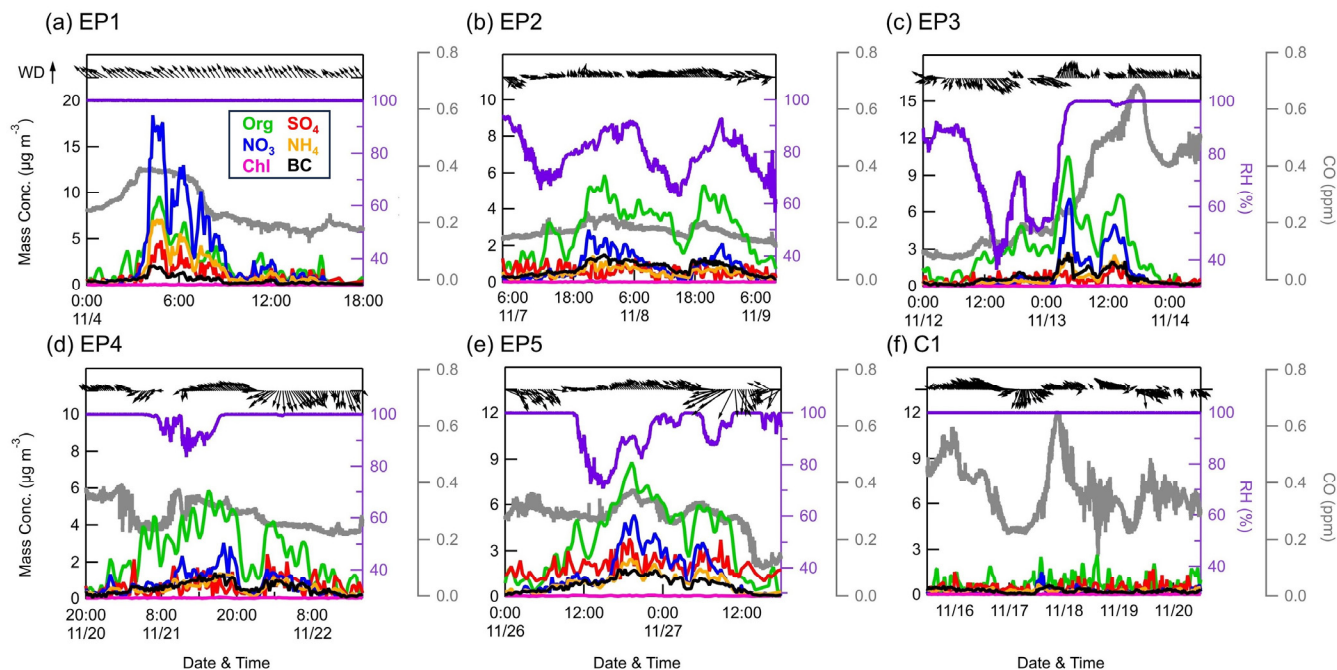
225 Overall, although these episodes had different mechanisms of  $\text{PM}_{10}$  variation, they were mostly influenced by the transport of  
western and southwestern air masses, indicating a substantial impact of anthropogenic emissions from big cities like  
Nanchang and Fuzhou. These areas are marked by higher pollution according to the organic carbon distribution in Fig. S7.  
However, we have also identified similar transport pathways and even higher CO concentrations during C1 (0.37 ppm on  
average) than EP2–5 (0.18–0.31 ppm on average), while the  $\text{PM}_{10}$  concentration stayed at very low levels for the whole  
230 period. It is worth noting that  $\text{PM}_{10}$  peaks in EP2, EP4, and EP5 all occurred along with RH below 100%. When the RH  
returned to 100%,  $\text{PM}_{10}$  concentrations gradually diminished to levels comparable to those observed during the clean period  
(C1). Furthermore, as shown in Fig. S9, after omitting EP1 and EP3 to exclude the effect of air mass change, there were  
notable reductions in the mean and median mass concentrations of all  $\text{PM}_{10}$  species over the campaign, ranging between  
15.5%–63.4% and 6.8%–61.0% when RH reached 100% from conditions of lower RH, respectively. Considering the  
235 frequently occurring cloud events at this site, it was most likely that these variations of RH were affected by the cloud  
process, which may further play an important role in  $\text{PM}_{10}$  concentrations.

Figure S10 shows the particle depolarization ratio measured by the particle lidar during EP5 and C1. During EP5, clouds  
were identified at  $\sim 1$  km above the sampling site from 2:00 to 12:00 on 26 November (Fig. S10a). As expected, these clouds  
gradually disappeared afterward, possibly owing to strong solar radiation at noon on the mountaintop causing cloud droplet  
240 evaporation. Meanwhile, a large amount of aerosol particles ( $\text{PDR} = \sim 0.15$ ) was released from the clouds, which exhibited a  
strong agreement with the timing of the  $\text{PM}_{10}$  peak. These particles were then removed by the strong winds ( $\text{WS} > 4\text{ m s}^{-1}$ )  
that dispersed the entire air mass. This cloud evaporation phenomenon was also found in urban Guangzhou, which caused

remarkably enhanced nitrate mass concentration at noon (Tao et al., 2018). In contrast, no such evaporation process was observed during C1 (Fig. S10b). Instead, high PDR values were found generally at around 0 km, which means that clouds constantly existed near the sampling area during this period, coinciding with the constant 100% RH. Therefore, PM<sub>1</sub> transported to this site was likely to be scavenged by the cloud during C1. These findings were also evidenced by the photos taken at this site at local time ~15:00 on 19 Nov and 26 Nov, where severe cloud cover was observed in C1 (Fig. S11a), yet the weather was generally sunny and cloudless in EP5 (Fig. S11b). As a result, besides regional transport, cloud processes can also have significant impacts on aerosol particles at this site.

However, we also observed several phenomena during the sampling period that cannot be conclusively explained by the current data. First, it should be noted that there was a difference in cloud height between C1 (~0 km) and EP5 (~1 km, before evaporation), indicating that aerosol particles were sampled within and below the cloud during C1 and EP5, respectively. With no cloud evaporation occurring during C1 with low-level clouds, it raises the question of how evaporation processes affected by cloud height. Tao et al. (2018) found that cloud evaporation could occur at 500–1000 m above the ground, and the released aerosols can be transported to low levels through strong turbulent mixing. This finding agrees with our observation at EP5, where the development of the boundary layer likely promoted the vertical transport of released aerosols to this site (Fig. S12). In contrast, during C1, the thick cloud layer hindered solar radiation, leading to generally lower boundary layer heights. These clouds might be identified as orographic clouds formed by the moist air masses lifted and saturated under the influence of complex mountain terrain (Houze, 2012). If once the solar radiation and other environmental conditions are sufficient to evaporate the cloud at this site, the boundary layer would also develop correspondingly, enhancing the vertical mixing of released aerosols during daytime. Therefore, we hypothesized that clouds with heights lower than the developed boundary layer heights (up to ~2 km, Fig. S12) may all have the probability of evaporating and increasing the observed aerosol mass at this site. Second, as discussed in Sect. 2.1, the sampling uncertainties caused by cloud droplets accounted for up to 20% in our study, yet significantly more aerosol particles were observed to release after the evaporation of the cloud above this site during EP5. This was likely attributed to the polluted air mass transported and entered the cloud at higher altitudes. In contrast, at the altitude near the sampling inlet, the continuous uplift of clean moist air masses from lower elevations might be unfavourable for aerosol accumulation. Moreover, the evaporation itself could also trigger some aqueous SOA formation processes such as oligomerization (Lim et al., 2010; Brégonzio-Rozier et al., 2016), thereby contributing additional aerosol mass within the cloud droplets. Third, these selected periods were all under the influence of anthropogenic-emission-related air masses, while whether the evaporation of a clean air mass cloud can impact the aerosol concentrations at this site remains unknown. However, we noticed a period (from 10 to 12 November) that seems to contain a cloud evaporation process as indicated by the suddenly reduced RH (from 100 % to 70 %) during the daytime on 11 November, but still exhibited relatively low PM<sub>1</sub> levels (2.6  $\mu\text{g m}^{-3}$  on average). The back trajectory analysis further showed that the air mass during this period originated from the sea, which was less influenced by anthropogenic emissions. As a result, it is likely that a small amount of aerosol can also be released even if a clean air mass enters the cloud and evaporates. Despite these issues that need to be addressed through future long-term measurements and model studies, the

cloud evaporation phenomenon we observed might still be a plausible mechanism to explain certain aerosol episodes in this and other similar regions.



280 **Figure 3.** Temporal variations of the concentrations of PM<sub>1</sub> species measured by ACSM, as well as CO (grey lines), RH (purple lines), and WD/WS (black arrows) during six events.

### 3.3 Impacts of cloud processes on submicron aerosols

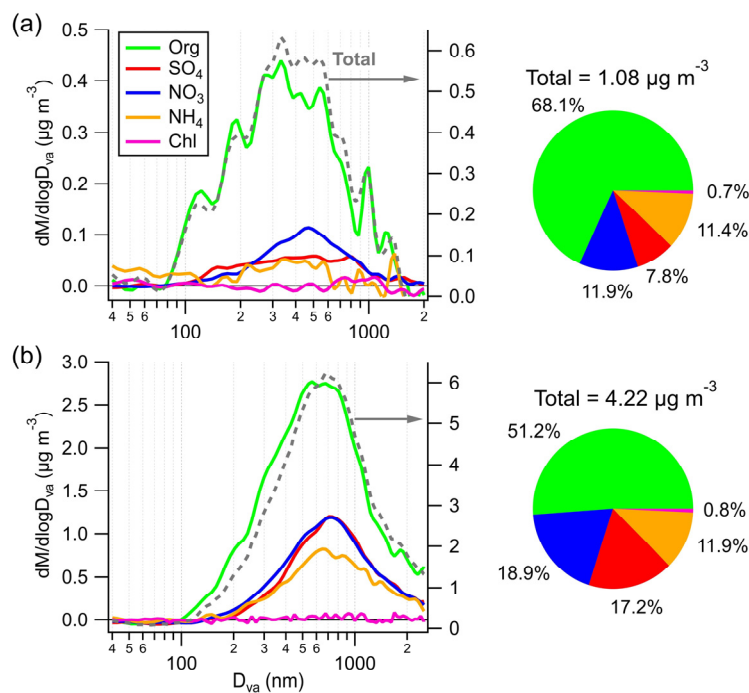
To further explore the impacts of cloud scavenging and cloud evaporation on aerosol characteristics, we selected C1 and EP5, during which NR-PM<sub>1</sub> was also measured by AMS, for additional investigation on aerosol size distributions, elemental ratios, and HRMS in this section.

#### 3.3.1 Size distributions and composition

The average chemically resolved size distributions of NR-PM<sub>1</sub> during C1 and EP5 are shown in Fig. 4. Generally, all species were distributed in accumulation mode in both periods. However, a smaller peak size (300–500 nm) and broader size distribution were observed during C1 when compared to those of EP5 (~700 nm), probably owing to the wet removal of larger and hygroscopic particles in C1 (Ge et al., 2012). Also, the complex and broad size distribution observed in C1 suggests that the aerosol is likely externally mixed with small particles dominated by organics, which may further imply the potential formation of SOA from local biogenic sources. In contrast, the uniform size distribution across all particulate species in EP5 indicates their well-mixed and highly aged characteristics. Moreover, ammonium showed similar size

distribution with sulfate and nitrate during EP5, while in C1, it was mixed mainly with sulfate and exhibited a quite different  
295 size distribution with nitrate, indicating the potential contribution of organic nitrate.

Clear differences were also found in aerosol composition during C1 and EP5. Organics were the dominant contributor to  
total NR-PM<sub>1</sub> mass during C1 (68 %), followed by nitrate (12 %), ammonium (11 %), and sulfate (8 %). In contrast, despite  
the decreased contribution of organics (51 %), the mass fractions of sulfate and nitrate increased considerably during EP5  
(by 9.4% and 7.0%, respectively). These changes in the mass fraction of species were attributed to the lower mass  
300 scavenging efficiency of organics than inorganic species (Gilardoni et al., 2014). The average HRMS of OA during C1 and  
EP5 are presented in Fig. S14. The HRMS of OA were quite similar for the two periods, with a significant peak  $m/z$  44  
(mainly CO<sub>2</sub><sup>+</sup>). The OA was highly oxidized, with C<sub>x</sub>H<sub>y</sub>O<sub>1</sub><sup>+</sup> dominating the total OA in C1 and EP5 by 41 % and 40 %,  
followed by C<sub>x</sub>H<sub>y</sub><sup>+</sup> (31 % and 32 %), and C<sub>x</sub>H<sub>y</sub>O<sub>2</sub><sup>+</sup> (20 % and 19 %). The contributions of the two major oxygen-containing  
ion fragments (C<sub>x</sub>H<sub>y</sub>O<sub>1</sub><sup>+</sup> and C<sub>x</sub>H<sub>y</sub>O<sub>2</sub><sup>+</sup>) at the SH site were much higher than those at various urban or suburban sites in China,  
305 such as 37.4 % in urban Nanjing (Wang et al., 2016), and 52.9 % in suburban Lanzhou (Tang et al., 2022). Note that higher  
fraction of CO<sub>2</sub><sup>+</sup> (3 % higher) was found in C1 than EP5 (Fig. S14c), indicating a higher oxidation degree of OA in C1 (Xu  
et al., 2014). This is consistent with the higher O/C and OSc in C1 (0.96 and 0.49) than EP5 (0.85 and 0.21).

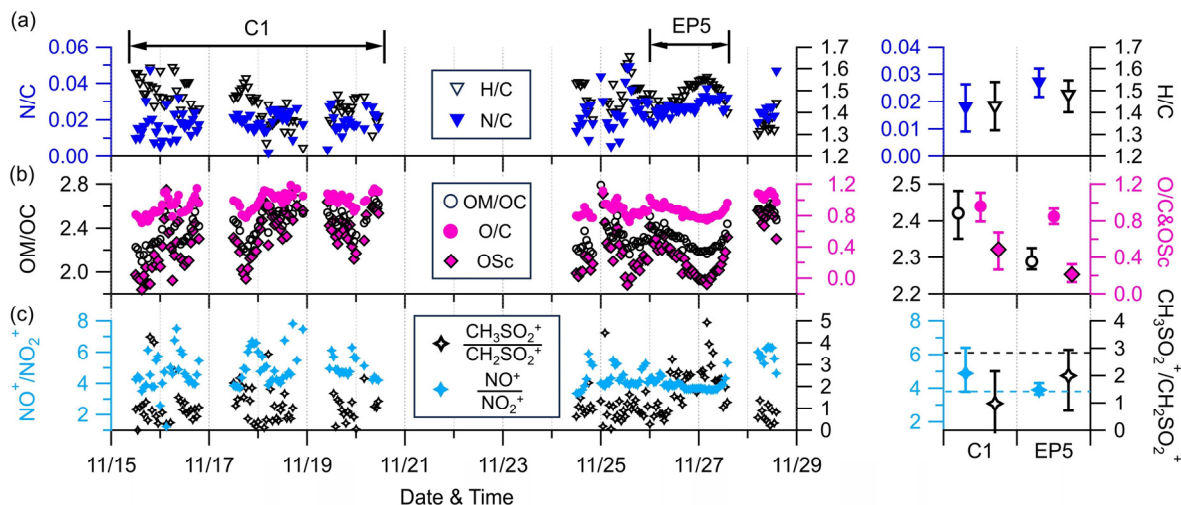


**Figure 4.** Averaged size distributions and chemical composition of NR-PM<sub>1</sub> during (a) C1 and (b) EP5.

### 310 3.3.2 Elemental ratios

Figure 5 shows the time series of N/C, H/C, OM/OC, O/C, and carbon oxidation state (OSc) of OA, as well as two ion ratios at the SH site. The hourly averaged ratios were only reported for periods with OA concentrations above  $0.7 \mu\text{g m}^{-3}$ . The average N/C ratios were 0.018 for C1 and 0.027 for EP5, consistent with the higher fraction of  $\text{C}_x\text{H}_y\text{N}_p^+$  in OA during EP5. OA had a slightly lower H/C ratio (1.44 vs. 1.48) and higher average ratios of O/C (0.96 vs. 0.85), OM/OC (2.42 vs. 2.29), and OSc (0.49 vs. 0.21) during C1 than those during EP5, indicating more oxidized OA during C1. The O/C ratios were overall within the range of  $0.94 \pm 0.18$  at regional background sites (Zhou et al., 2020), yet much higher than those observed at urban and suburban sites. These results suggest that OA at the SH site was relatively aged.

The ratio of fragment ions  $\text{NO}^+$  ( $m/z$  30) to  $\text{NO}_2^+$  ( $m/z$  46) is a good indicator for identifying the presence of ONs (Farmer et al., 2010; Lin et al., 2021). The mean ratio of  $\text{NO}^+/\text{NO}_2^+$  in C1 was 4.9, which exceeds the value of 3.88 for pure ammonium nitrate ( $\text{NH}_4\text{NO}_3$ ) obtained from the AMS IE calibration, indicating a potential contribution of ONs. Conversely, the mean  $\text{NO}^+/\text{NO}_2^+$  in EP5 (3.9) was almost identical to that of  $\text{NH}_4\text{NO}_3$ , implying the dominance of inorganic nitrates (INs). Additionally, the  $\text{CH}_2\text{SO}_2^+$  ( $m/z$  79) and  $\text{CH}_3\text{SO}_2^+$  ( $m/z$  80) ions were used as signature fragments of methanesulfonate, a typical organic sulfur species generated in marine and remote coastal regions (Chen et al., 2019). However, the mean ratios of  $\text{CH}_3\text{SO}_2^+$  and  $\text{CH}_2\text{SO}_2^+$  during C1 and EP5 (0.98 and 1.99, respectively) were lower than the value of 2.9 reported in previous studies for MSA, indicating the minimal contribution of MSA (Song et al., 2019). The low contributions of MSA further suggest that aerosols over this region are likely to have negligible oceanic influences. This is also consistent with the back trajectory results in section 3.2, which demonstrate that  $\text{PM}_{10}$  levels at this site are dominantly influenced by continental sources in the west and southwest.

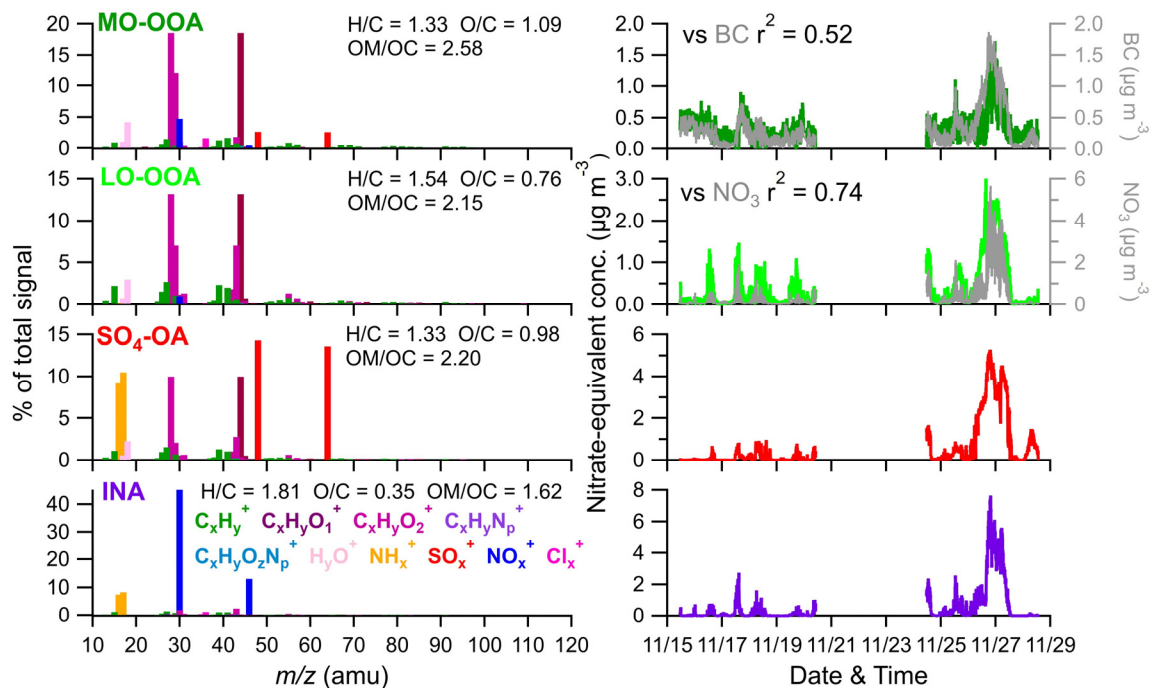


330 **Figure 5.** Time series of 1-hour averaged (a) N/C and H/C, (b) OM/OC, OSc, and O/C, and (c)  $\text{NO}^+/\text{NO}_2^+$  and  $\text{CH}_3\text{SO}_2^+/\text{CH}_2\text{SO}_2^+$  during the AMS sampling site (left) and their mean values in C1 and EP5 (right). Only ratios determined with good S/N (i.e., organics  $> 0.7 \mu\text{g m}^{-3}$ ) are shown. The horizontal black and blue dash line in the

bottom right plot represent the  $\text{CH}_3\text{SO}_2^+/\text{CH}_2\text{SO}_2^+$  value for pure MSA (2.9) and the  $\text{NO}^+/\text{NO}_2^+$  value for pure  $\text{NH}_4\text{NO}_3$  (3.88), respectively.

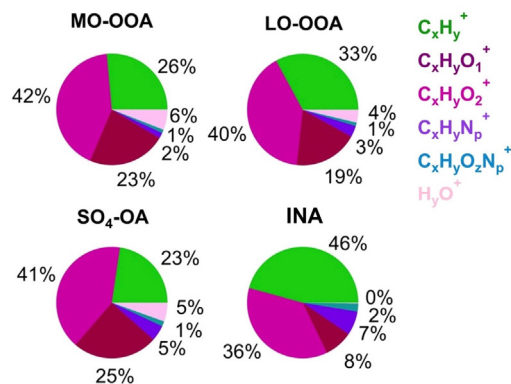
### 335 3.4 Source apportionment of OA and contribution of organic nitrates

Four factors were resolved by PMF, including three types of SOA and one inorganic factor: less oxidized oxygenated OA (LO-OOA), more oxidized oxygenated OA (MO-OOA), OA associated with sulfate ions ( $\text{SO}_4$ -OA), and inorganic nitrate aerosol (INA). These four factors together on average accounted for 87.5 % of the total NR- $\text{PM}_{10}$  mass. The mass spectra profiles and OA ion family composition of the four factors are shown in Figs. 6 and 7.



340

**Figure 6.** High-resolution mass spectral profiles (left) and time series (right) of four factors. The correlations of four factors with corresponding tracers are also shown.

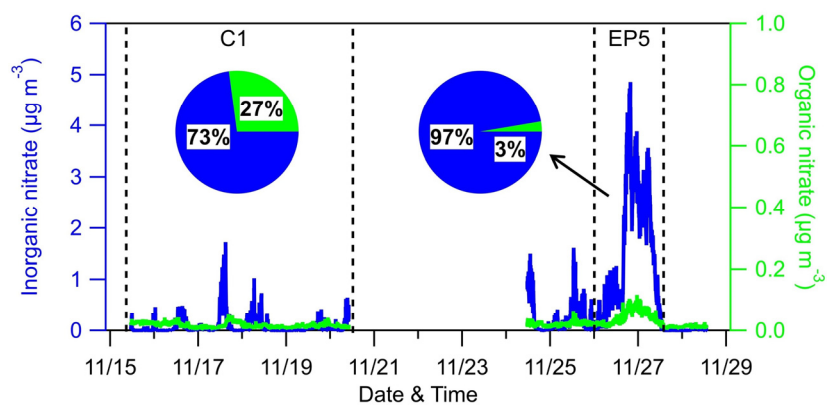


**Figure 7.** Mass fractional composition of OA ion families for the resolved four PMF factors.

345 LO-OOA and MO-OOA were identified by prominent peaks of  $CO^+$  and  $CO_2^+$  in the mass spectra. LO-OOA had a high fraction of  $C_2H_3O^+$  ( $m/z$  43, 6.8 % of the total signal), while MO-OOA, corresponding to more oxidized and aged components, had a higher abundance of  $CO_2^+$  (17.6 % vs. 12.8 %),  $C_xH_yO_2^+$  (23 % vs. 19 %), and O/C ratio (1.09 vs. 0.76) than LO-OOA. The average O/C ratios of these two OOA factors are similar to those at Mt. Bachelor Observatory, where the O/C ratios of SV-OOA and LV-OOA were 0.67 and 1.17, respectively (Zhou et al., 2019). LO-OOA correlate well with  $NO_3$  350 ( $r^2 = 0.74$ ), coinciding with their secondary nature. However, unlike numerous previous studies, there was a limited correlation between MO-OOA and sulfate ( $r^2 = 0.32$ ) during the sampling period. Instead, MO-OOA exhibited a moderate correlation with BC ( $r^2 = 0.52$ ). This correlation between OOA and BC was also observed at a mountain site in southern China (Zhu et al., 2016), suggesting common air masses for MO-OOA and BC, such as biomass burning. Given that biomass burning plays an important role in aerosol composition in southeastern China (Fang et al., 2023; Liang et al., 2020), it is 355 plausible that MO-OOA may have coated or mixed with BC particles emitted from biomass burning, undergoing extensive aging processes during long-range transport. Overall, the LO-OOA and MO-OOA components account for 39.1 % and 29.4 % of the total measured OA mass, respectively (Fig. S15). The mass spectra of the  $SO_4$ -OA factor had a large amount of  $NH_x^+$  and  $SO_x^+$ , together accounting for 48.5 % of the total mass of this factor. Meanwhile, organic components also made up a considerable fraction, yet on average contributing 51 %. It is also noticed that the O/C ratio of the organic fraction of this 360 factor is 0.98, which was even higher than LO-OOA and comparable to MO-OOA, suggesting that this factor has experienced aging processes during the regional transport. As expected, no primary OA factor (e.g., hydrocarbon-like OA, biomass burning OA, etc.) was resolved during this study due to the negligible influences of local emissions, which was consistent with the PMF results at other background sites (Zhou et al., 2019; Zhu et al., 2016).

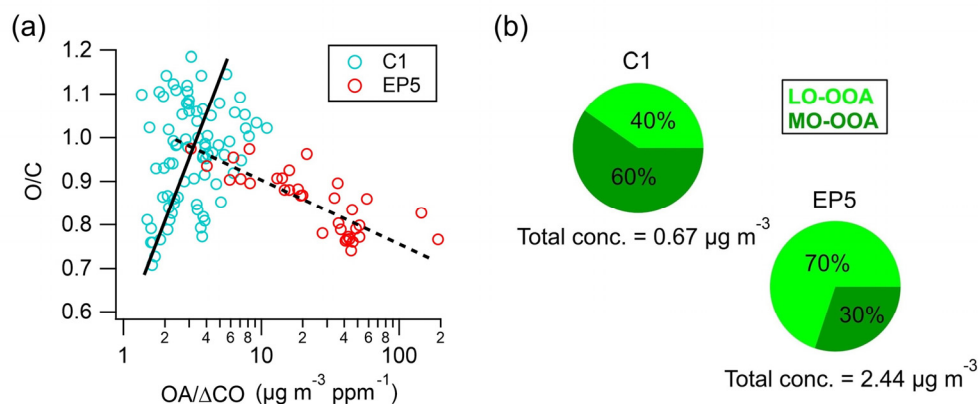
An inorganic nitrate aerosol factor was also separated from these OA factors, with nitrates in this factor accounting for 92.6 % 365 of the total  $NO_x^+$  ions. Apart from INA,  $NO_x^+$  ions were more assigned in MO-OOA (6.0 % of the total  $NO_x^+$ ) than LO-OOA (1.4 % of the total  $NO_x^+$ ), suggesting that ONs were more associated with MO-OOA. This is contrary to other studies which reported that ONs were more correlated with less oxidized OA (Zhang et al., 2016; Yu et al., 2019). Since MO-OOA also

370 correlated moderately with BC, one possible reason for this was that ONs formed and mixed with MO-OOA components during the aqueous aging processes of MO-OOA-coated BC particles. This hypothesis is supported by Cao et al. (2022), which demonstrated that ONs exhibit similar volatility to that of MO-OOA when coating on BC. Based on the PMF results above, the mass concentrations of ONs during the AMS sampling period were estimated (Fig. 8). Considering ONs as part of organics, we chose a RIE value of 1.4 for the estimated ONs, while a nitrate RIE value (1.1) was correspondingly applied for INs. The average mass concentration of ONs in C1 was  $30 \pm 22 \text{ ng m}^{-3}$ , which was lower than that in EP5 ( $40 \pm 23 \text{ ng m}^{-3}$ ), which can also be explained by the evaporative release of ONs in EP5. However, considering the slightly elevated values ( $10 \text{ ng m}^{-3}$ ) between these two periods, we cannot rule out the possible formation of ON from aqueous phase processes (Xian et al., 2023) and gas phase reaction initiated by  $\text{NO}_3$  during nighttime (Ayres et al., 2015). Also, the low levels of ON might cause uncertainties in its estimation. Since ONs at this site were close to the value ( $40 \text{ ng m}^{-3}$ ) reported by Hao et al. (2014) at a forest-urban mixed site in Finland, we considered our quantification of ONs reasonable. However, significant differences were observed between the INs mass concentrations during C1 and EP5 ( $0.08 \mu\text{g m}^{-3}$  vs.  $1.47 \mu\text{g m}^{-3}$ ). This could be attributed to that water-soluble  $\text{HNO}_3$  or  $\text{NH}_4\text{NO}_3$  was scavenged by cloud droplets and removed by precipitation before transporting to this site during C1, while in EP5, these INs dominated the elevation of total nitrate during cloud evaporation. These differences in INs also led to a greater contribution of ONs to total nitrate in C1 than in EP5 (27 % vs. 3 %).



385 **Figure 8.** Time series and relative contributions of inorganic nitrate and organic nitrate during the AMS sampling period.





**Figure 9.** (a) Scatter plot of O/C as a function of OA/ΔCO values and (b) mass concentrations and proportions of MO-OOA and LO-OOA during C1 and EP5.

### 3.5 Evolution of OA

390 The formation and evolution of OA can be investigated using the ratio of OA to ΔCO (CO minus background CO) to remove the atmospheric dilution effects (Decarlo et al., 2010). In this study, 0.12 ppm (average of the lowest 5 % concentration) was used as the background mixing ratio of CO (Fig. S16), which is close to the 0.1 ppm used in Hu et al. (2013) and Yuan et al. (2013). OA/ΔCO was  $28.3 \pm 26.3 \mu\text{g m}^{-3} \text{ppm}^{-1}$  during the study period, which is comparable to ( $41.7 \pm 23.0 \mu\text{g m}^{-3} \text{ppm}^{-1}$ ) in suburban Sichuan Basin (Hu et al., 2016) but much lower than the mean value ( $70 \pm 20 \mu\text{g m}^{-3} \text{ppm}^{-1}$ ) in worldwide urban

395 air (De Gouw and Jimenez, 2009). The scatter plot of O/C as a function of OA/ΔCO values during C1 and EP5 is shown in Fig. 9a. Interestingly, different O/C trends were found with the increasing OA/ΔCO during C1 and EP5. During C1, O/C tended to increase with the increase of the OA/ΔCO value, indicating aging process produced SOA (Hu et al., 2017). In contrast, a remarkable decrease trend of O/C was observed with the increasing OA/ΔCO during EP5, suggesting that less oxidized OA may contribute more significantly to the high OA concentration during this period. Moreover, considering the

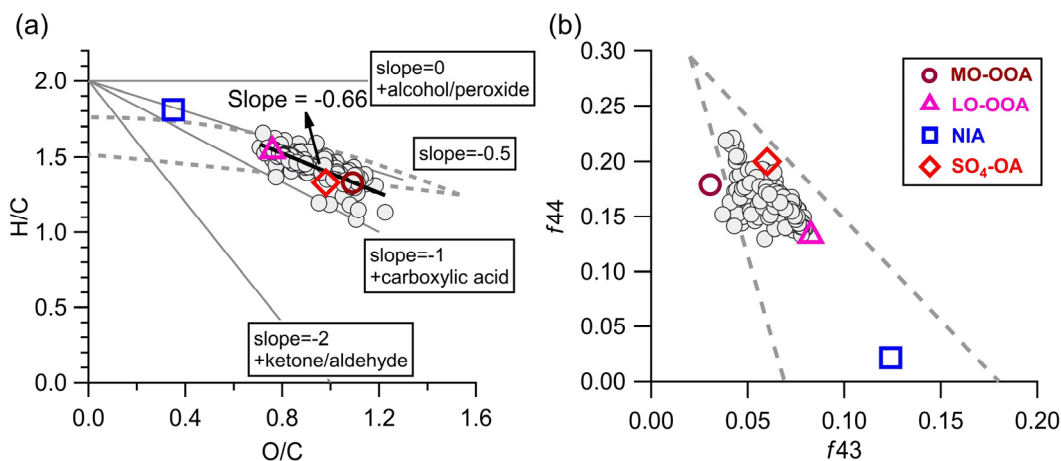
400 cloud evaporation process in this period (as discussed in Sect. 3.2), the negative correlation between OA/ΔCO and O/C in EP5 also implies that the less oxidized OA previously formed or incorporated into cloud droplets can be released during cloud evaporation. Another possible mechanism was that after the cloud was evaporated, SOA formation from biogenic VOCs could then be strengthened by stronger solar radiation, which may also contribute to the increase of less oxidized OA. Conversely, more oxidized OA in cloud droplets may have further undergone fragmentation reactions that decrease the

405 carbon content of particles, resulting in their mass loss (Kroll et al., 2009; Lee et al., 2012). This made MO-OOA much less likely to be released through cloud evaporation. Similarly, significant increases in the LO-OOA concentration (0.27 to 1.70  $\mu\text{g m}^{-3}$ ) and fraction (40 % to 70 %) were observed from C1 to EP5, while the MO-OOA concentration (0.40 vs. 0.74  $\mu\text{g m}^{-3}$ ) did not show large variation (Fig. 9b), further supporting our conclusion.

Figure 10a shows the Van Krevelen diagrams of OA in this study. The slope of H/C to O/C in the present study was -0.66 ( $r^2 = 0.64$ ). Despite potential variations in the relative contributions of different types of OAs transported to this site, this slope

410

still suggests the addition of carboxyl functional groups during OA evolution to some extent (Heald et al., 2010). This slope is slightly flatter than those (-0.7 to -1.0) of other remote/rural regions across the world (Chen et al., 2015), indicating the oxidation processes of OA at this site were more associated with fragmentation reactions. Consistent evolution trends are also shown in the  $f_{43}$  vs.  $f_{44}$  space (Fig. 10b). The  $\text{SO}_4$ -OOA and MO-OOA showed similar high oxidation degrees, with  $f_{43}$  and  $f_{44}$  located at the upper part of the triangular region because of the larger fractional contribution of  $\text{CO}_2^+$  in the organic mass spectrum. The LO-OOA was situated in the middle region of the triangle, while INA resided near the bottom right. Moreover, the mass spectra of LO-OOA and MO-OOA resembles to those of the aged OAs observed at other elevated sites (Fig. S17) (Xu et al., 2018a; Zhou et al., 2019). These results together reveal that OA observed at SH site is representative of the background-aged SOA in the YRD region in China.



420

**Figure 10.** (a) Van Krevelen diagram (H/C vs. O/C) and (b)  $f_{43}$  vs.  $f_{44}$  of OA (grey circles, hourly averaged) and four aerosol factors identified by the PMF analyses during the AMS sampling period.

#### 4 Conclusions

Chemical composition and sources of  $\text{PM}_{10}$  at a forested mountain site in southeastern China in November 2022 were characterized by two different aerosol mass spectrometers. The average mass concentration of total  $\text{PM}_{10}$  ( $4.3 \pm 4.8 \mu\text{g m}^{-3}$ ) was overall lower than those at other mountain sites in China, yet it was similarly dominated by organics (41.1 %). Remarkably, sulfate exhibited lower contributions (16.7 %) to  $\text{PM}_{10}$  compared to other mountain sites, in contrast to higher contributions of nitrate (14.7%), indicating the influences of anthropogenic emissions over a relatively small regional scale in southeastern China. Back trajectory analysis revealed that higher concentrations of submicron aerosols at this mountain site were associated with the transport from the western and southwestern regions. OA was dominantly secondary and highly aged as suggested by the high O/C (0.85–0.96) and OSc (0.21–0.49) ratios. PMF analysis of combined organic and inorganic spectra identified two types of OOA and an OA factor associated with  $\text{SO}_4$ . Most importantly, we found that cloud

430

scavenging and evaporation processes influence LO-OOA and MO-OOA differently. The cloud scavenging showed a greater efficiency in removing MO-OOA, consistent with the smaller size distributions of interstitial particles during cloud events. In contrast, the evaporation of cloud tended to release a large amount of LO-OOA, highlighting that SOA remained in cloud droplets was mostly in a moderate oxidation state. Overall, this study illustrates the importance of SOA in forested mountain site in southeastern China, where aerosol concentrations, composition, size distributions, and oxidation state are affected by aerosol-cloud interactions substantially. Moreover, our study provides valuable data and insights into understanding the aerosol-cloud interactions in mountainous areas that are often under cloudy conditions, and cloud evaporation can be considered as a plausible mechanism to explain certain aerosol episodes in these regions.

**Data availability.** Data used in this study can be accessed at repository under: <https://doi.org/10.5281/zenodo.10312334> (Zhang et al., 2023).

**Author contribution.** WX and YS designed the research. WX, WZ, and HQ conducted the measurements. ZZ, YZ, WZ, XX, AD, YZ, XC and YS analysed the data. YK, XP, ZW, LL, QF, DRW, and YS reviewed and commented on the paper. ZZ and YS wrote the paper.

**Competing interests.** DRW is the manufacturer of AMS and ACSM utilized in this study.

**Acknowledgements.** This work was supported by the National Key Research and Development Program of China (2022YFC3703500), the Strategic Priority Research Program of the Chinese Academy of Sciences (XDB0760200), and the National Natural Science Foundation of China (42377101).

## References

- Asmi, E., Freney, E., Hervo, M., Picard, D., Rose, C., Colomb, A., and Sellegri, K., Aerosol cloud activation in summer and winter at puy-de-Dôme high altitude site in France. *Atmos. Chem. Phys.*, 12(23), 11589-607, <https://doi.org/10.5194/acp-12-11589-2012>, 2012.
- Ayres, B. R., Allen, H. M., Draper, D. C., Brown, S. S., Wild, R. J., Jimenez, J. L., Day, D. A., Campuzano-Jost, P., Hu, W., de Gouw, J., Koss, A., Cohen, R. C., Duffey, K. C., Romer, P., Baumann, K., Edferton, E., Takahama, S., Thornton, J. A., Lee, B. H., Lopez-Hilfiker, F. D., Mohr, C., Wennberg, P. O., Nguyen, T. B., Teng, A., Goldstein, A. H., Olson, K., and Fry, J. L.: Organic nitrate aerosol formation via  $\text{NO}_3$  + biogenic volatile organic compounds in the southeastern United States. *Atmos. Chem. Phys.*, 15(23), 13377-92, <https://doi.org/10.5194/acp-15-13377-2015>, 2015.
- Brégonzio-Rozier, L., Giorio, C., Siekmann, F., Morales, S. B., Temine-Roussel, B., Gratien, A., Michoud, V., Gazaunau, M., DeWitt, H. L., Tapparo, A., Monod, A., and Doussin, J.-F., Secondary organic aerosol formation from isoprene

- photooxidation during cloud condensation–evaporation cycles, *Atmos. Chem. Phys.*, 16, 1747-1760, <https://doi.org/10.5194/acp-16-1747-2016>, 2016.
- 465 Brown, S. S., Ryerson, T. B., Wollny, A. G., Brock, C. A., Peltier, R., Sullivan, A. P., Weber, R. J., Dubé, W. P., Trainer, M., Meagher, J. F., Fehsenfeld, F. C., and Ravishankara, A. R.: Variability in Nocturnal Nitrogen Oxide Processing and Its Role in Regional Air Quality. *Science*, 311(5757), 67-70, <https://doi.org/10.1126/science.1120120>, 2006.
- Calvo, A. I., Alves, C., Castro, A., Pont, V., Vicente, A. M., and Fraile, R.: Research on aerosol sources and chemical composition: Past, current and emerging issues, *Atmos. Res.*, 120-121, 1-28, <https://doi.org/10.1016/j.atmosres.2012.09.021>, 2013.
- 470 Canagaratna, M. R., Jayne, J. T., Jimenez, J. L., Allan, J. D., Alfarra, M. R., Zhang, Q., Onasch, T. B., Drewnick, F., Coe, H., Middlebrook, A., Delia, A., Williams, L. R., Trimborn, A. M., Northway, M. J., DeCarlo, P. F., Kolb, C. E., Davidovits, P., and Worsnop, D. R.: Chemical and microphysical characterization of ambient aerosols with the aerodyne aerosol mass spectrometer. *Mass Spectrom. Rev.*, 26(2), 185-222, <https://doi.org/10.1002/mas.20115>, 2007.
- 475 Canagaratna, M. R., Jimenez, J. L., Kroll, J. H., Chen, Q., Kessler, S. H., Massoli, P., Hildebrandt Ruiz, L., Fortner, E., Williams, L. R., Wilson, K. R., Surratt, J. D., Donahue, N. M., Jayne, J. T., and Worsnop, D. R.: Elemental ratio measurements of organic compounds using aerosol mass spectrometry: characterization, improved calibration, and implications, *Atmos. Chem. Phys.*, 15, 253-272, <https://doi.org/10.5194/acp-15-253-2015>, 2015.
- Cao, L.-M., Wei, J., He, L.-Y., Zeng, H., Li, M.-L., Zhu, Q., Yu, G. H., and Huang, X. F.: Aqueous aging of secondary organic aerosol coating onto black carbon: Insights from simultaneous L-ToF-AMS and SP-AMS measurements at an urban site in southern China. *J. Clean. Prod.*, 330, 129888, <https://doi.org/10.1016/j.jclepro.2021.129888>, 2022.
- 480 Carbone, C., Decesari, S., Paglione, M., Giulianelli, L., Rinaldi, M., Marinoni, A., Cristofanelli, P., Didiodato, A., Bonasoni, P., Fuzzi, S., and Facchini, M. C.: 3-year chemical composition of free tropospheric PM1 at the Mt. Cimone GAW global station – South Europe – 2165 m a.s.l, *Atmos. Environ.*, 87, 218-227, <https://doi.org/10.1016/j.atmosenv.2014.01.048>, 2014.
- 485 Chen, Q., Heald, C. L., Jimenez, J. L., Canagaratna, M. R., Zhang, Q., He, L.-Y., Huang, X.-F., Campuzano-Jost, P., Palm, B., Poulain, L., Kuwara, M., Martin, S. T., Abbatt, J. P. D., Lee, A. K. Y., and Liggio, J.: Elemental composition of organic aerosol: The gap between ambient and laboratory measurements. *Geophys. Res. Lett.*, 42(10), 4182-9, <https://doi.org/10.1002/2015GL063693>, 2015.
- 490 Chen, Y., Xu, L., Humphry, T., Hettiyadura, A. P. S., Ovadnevaite, J., Huang, S., Poulain, L., Schroder, J. C., Campuzano-Jost, P., Jimenez, J. L., Herrmann, H., O’Dowd, C., Stone, E. A., and Ng, N. L.: Response of the Aerodyne Aerosol Mass Spectrometer to Inorganic Sulfates and Organosulfur Compounds: Applications in Field and Laboratory Measurements, *Environ. Sci. Technol.*, 53, 5176-5186, <https://doi.org/10.1021/acs.est.9b00884>, 2019.
- De Gouw, J. and Jimenez, J. L.: Organic Aerosols in the Earth’s Atmosphere, *Environ. Sci. Technol.*, 43, 7614-7618, <https://doi.org/10.1021/es9006004>, 2009.

- DeCarlo, P. F., Ulbrich, I. M., Crouse, J., de Foy, B., Dunlea, E. J., Aiken, A. C., Knapp, D., Weinheimer, A. J., Campos, T., Wennberg, P. O., and Jimenez, J. L.: Investigation of the sources and processing of organic aerosol over the Central Mexican Plateau from aircraft measurements during MILAGRO. *Atmos. Chem. Phys.*, 10(12), 5257-80, <https://doi.org/10.5194/acp-10-5257-2010>, 2010.
- Ding, S., Liu, D., Hu, K., Zhao, D., Tian, P., Wang, F., Li, R., Chen, Y., He, H., Huang, M., and Ding, D.: Optical and hygroscopic properties of black carbon influenced by particle microphysics at the top of the anthropogenically polluted boundary layer, *Atmos. Chem. Phys.*, 21, 681-694, <https://doi.org/10.5194/acp-21-681-2021>, 2021.
- Du, W., Sun, Y. L., Xu, Y. S., Jiang, Q., Wang, Q. Q., Yang, W., Wang, F., Bai, Z. P., Zhao, X. D., and Yang, Y. C.: Chemical characterization of submicron aerosol and particle growth events at a national background site (3295 m a.s.l.) on the Tibetan Plateau, *Atmos. Chem. Phys.*, 15, 10811-10824, <https://doi.org/10.5194/acp-15-10811-2015>, 2015.
- Fang, W. Z., Evangeliou, N., Eckhardt, S., Xing, J., Zhang, H. L., Xiao, H., Zhao, M. X., and Kim, S-W.: Increased contribution of biomass burning to haze events in Shanghai since China's clean air actions, *Commun. Earth Environ.*, 4, 310, <https://doi.org/10.1038/s43247-023-00979-z>, 2023.
- Farmer, D. K., Matsunaga, A., Docherty, K. S., Surratt, J. D., Seinfeld, J. H., Ziemann, P. J., and Jimenez, J. L.: Response of an aerosol mass spectrometer to organonitrates and organosulfates and implications for atmospheric chemistry, *P. Natl. Acad. Sci. USA*, 107, 6670-6675, <https://doi.org/10.1073/pnas.0912340107>, 2010.
- Fry, J. L., Kiendler-Scharr, A., Rollins, A. W., Wooldridge, P. J., Brown, S. S., Fuchs, H., Dubé, W., Mensah, A., dal Maso, M., Tillmann, R., Dorn, H. P., Brauers, T., and Cohen, R. C.: Organic nitrate and secondary organic aerosol yield from NO<sub>3</sub> oxidation of  $\beta$ -pinene evaluated using a gas-phase kinetics/aerosol partitioning model, *Atmos. Chem. Phys.*, 9, 1431-1449, <https://doi.org/10.5194/acp-9-1431-2009>, 2009.
- Fry, J. L., Draper, D. C., Zarzana, K. J., Campuzano-Jost, P., Day, D. A., Jimenez, J. L., Brown, S. S., Cohen, R. C., Kaser, L., Hansel, A., Cappellin, L., Karl, T., Hodzic Roux, A., Turnipseed, A., Cantrell, C., Lefer, B. L., and Grossberg, N.: Observations of gas- and aerosol-phase organic nitrates at BEACHON-RoMBAS 2011, *Atmos. Chem. Phys.*, 13, 8585-8605, <https://doi.org/10.5194/acp-13-8585-2013>, 2013.
- Gao, M., Zhou, S. Z., He, Y., Zhang, G. H., Ma, N., Li, Y., Li, F. H., Yang, Y. X., Peng, L., Zhao, J., Bi, X. H., Hu, W. W., Sun, Y. L., Wang, B. G., and Wang, X. M.: In Situ Observation of Multiphase Oxidation-Driven Secondary Organic Aerosol Formation during Cloud Processing at a Mountain Site in Southern China, *Environ. Sci. Technol. Lett.*, 10, 573-581, <https://doi.org/10.1021/acs.estlett.3c00331>, 2023.
- Ge, X. L., Zhang, Q., Sun, Y. L., Ruchl, C. R., and Setyan, A.: Effect of aqueous-phase processing on aerosol chemistry and size distributions in Fresno, California, during wintertime, *Environ. Chem.*, 9, 221-235, 2012.
- Gelaro, R., McCarty, W., Suárez, M. J., Todling, R., Molod, A., Takacs, L., Randles, C. A., Darmenov, A., Bosilovich, M. G., Reichle, R., Wargan, K., Coy, L., Cullather, R., Draper, C., Akella, S., Buchard, V., Conaty, A., de Silva, A. M., Gu, W., Kim, G.-K., Koster, R., Merkova, D., Nielsen, J. E., Partyka, G., Pawson, S., Putman, W., Rienecker, W., Rienecker,

- M., Schubert, S. D., Sienkiewicz, M., and Zhao, B.: The Modern-Era Retrospective Analysis for Research and Applications, Version 2 (MERRA-2). *J. Climate*, 30(14), 5419-54, <https://doi.org/10.1175/JCLI-D-16-0758.1>, 2017.
- 530 Gilardoni, S., Massoli, P., Giulianelli, L., Rinaldi, M., Paglione, M., Pollini, F., Lanconelli, C., Poluzzi, V., Carbone, S., Hillamo, R., Russell, L. M., Facchini, M. C., and Fuzzi, S.: Fog scavenging of organic and inorganic aerosol in the Po Valley, *Atmos. Chem. Phys.*, 14, 6967-6981, <https://doi.org/10.5194/acp-14-6967-2014>, 2014.
- Hallquist, M., Wenger, J. C., Baltensperger, U., Rudich, Y., Simpson, D., Claeys, M., Dommen, J., Donahue, N. M., George, C., Goldstein, A. H., Hamilton, J. F., Herrmann, H., Hoffmann, T., Iinuma, Y., Jang, M., Jenkin, M. E., Jimenez, J. L., Kiendler-Scharr, A., Maenhaut, W., McFiggans, G., Mentel, T. F., Monod, A., Prevot, A. S. H., Seinfeld, J. H., Surratt, J. D., Szmigielski, R., and Wildt, J.: The formation, properties and impact of secondary organic aerosol: current and emerging issues, *Atmos. Chem. Phys.*, 9, 5155-5236, <https://doi.org/10.5194/acp-9-5155-2009>, 2009.
- 535 Hao, L. Q., Kortelainen, A., Romakkaniemi, S., Portin, H., Jaatinen, A., Leskinen, A., Komppula, M., Miettinen, P., Sueper, D., Pajunaja, A., Smith, J. N., Lehtinen, K. E. J., Worsnop, D. R., Laaksonen, A., and Virtanen, A.: Atmospheric submicron aerosol composition and particulate organic nitrate formation in a boreal forestland–urban mixed region, *Atmos. Chem. Phys.*, 14, 13483-13495, <https://doi.org/10.5194/acp-14-13483-2014>, 2014.
- 540 Haywood, J. and Boucher, O.: Estimates of the direct and indirect radiative forcing, due to tropospheric aerosols: A review, *Rev. Geophys.*, 38, 513-543, <https://doi.org/10.1029/1999rg000078>, 2000.
- Heald, C. L., Kroll, J. H., Jimenez, J. L., Docherty, K. S., DeCarlo, P. F., Aiken, A. C., Chen, Q., Martin, S. T., Farmer, D. K., and Artaxo, P.: A simplified description of the evolution of organic aerosol composition in the atmosphere, *Geophys. Res. Lett.*, 37, <https://doi.org/10.1029/2010GL042737>, 2010.
- 545 Houze, R. A. Jr.: Orographic effects on precipitating clouds, *Rev. Geophys.*, 50, RG1001, <https://doi.org/10.1029/2011RG000365>, 2012.
- Hu, W., Hu, M., Hu, W. W., Zheng, J., Chen, C., Wu, Y., and Guo, S.: Seasonal variations in high time-resolved chemical compositions, sources, and evolution of atmospheric submicron aerosols in the megacity Beijing, *Atmos. Chem. Phys.*, 17, 9979-10000, <https://doi.org/10.5194/acp-17-9979-2017>, 2017.
- 550 Hu, W., Hu, M., Hu, W. W., Niu, H., Zheng, J., Wu, Y., Chen, W., Chen, C., Li, L., Shao, M., Xie, S., and Zhang, Y.: Characterization of submicron aerosols influenced by biomass burning at a site in the Sichuan Basin, southwestern China, *Atmos. Chem. Phys.*, 16, 13213-13230, <https://doi.org/10.5194/acp-16-13213-2016>, 2016.
- Hu, W. W., Hu, M., Yuan, B., Jimenez, J. L., Tang, Q., Peng, J. F., Hu, W., Shao, M., Wang, M., Zeng, L. M., Wu, Y. S., Gong, Z. H., Huang, X. F., and He, L. Y.: Insights on organic aerosol aging and the influence of coal combustion at a regional receptor site of central eastern China, *Atmos. Chem. Phys.*, 13, 10095-10112, [10.5194/acp-13-10095-2013](https://doi.org/10.5194/acp-13-10095-2013), 2013.
- 555 Huang, R. J., Zhang, Y. L., Bozzetti, C., Ho, K. F., Cao, J. J., Han, Y. M., Daellenbach, K. R., Slowik, J. G., Platt, S. M., Canonaco, F., Zotter, P., Wolf, R., Pieber, S. M., Bruns, E. A., Crippa, M., Ciarelli, G., Piazzalunga, A., Schwikowski, M., Abbaszade, G., Schnelle-Kreis, J., Zimmermann, R., An, Z. S., Szidat, S., Baltensperger, U., El Haddad, I., and Prevot, A.

- 560 S. H.: High secondary aerosol contribution to particulate pollution during haze events in China, *Nature*, 514, 218-222, <https://doi.org/10.1038/nature13774>, 2014.
- Huang, W., Yang, Y., Wang, Y. H., Gao, W. K., Li, H. Y., Zhang, Y. Y., Li, J. Y., Zhao, S. M., Yan, Y. C., Ji, D. S., Tang, G. Q., Liu, Z. R., Wang, L. L., Zhang, R. J., and Wang, Y. S.: Exploring the inorganic and organic nitrate aerosol formation regimes at a suburban site on the North China Plain, *Sci. Total Environ.*, 768, 144538, <https://doi.org/10.1016/j.scitotenv.2020.144538>, 2021.
- 565 Huang, X., Ding, A. J., Wang, Z. L., Ding, K., Gao, J., Chai, F. H., and Fu, C. B.: Amplified transboundary transport of haze by aerosol-boundary layer interaction in China, *Nat. Geosci.*, 13, 428-434, <https://doi.org/10.1038/s41561-020-0583-4>, 2020.
- Kampa, M. and Castanas, E.: Human health effects of air pollution, *Environ. Pollut.*, 151, 362-367, <https://doi.org/10.1016/j.envpol.2007.06.012>, 2008.
- 570 Kanakidou, M., Seinfeld, J. H., Pandis, S. N., Barnes, I., Dentener, F. J., Facchini, M. C., Van Dingenen, R., Ervens, B., Nenes, A., Nielsen, C. J., Swietlicki, E., Putaud, J. P., Balkanski, Y., Fuzzi, S., Horth, J., Moortgat, G. K., Winterhalter, R., Myhre, C. E. L., Tsigaridis, K., Vignati, E., Stephanou, E. G., and Wilson, J.: Organic aerosol and global climate modelling: a review, *Atmos. Chem. Phys.*, 5, 1053-1123, <https://doi.org/10.5194/acp-5-1053-2005>, 2005.
- 575 Kroll, J. H., Smith, J. D., Che, D. L., Kessler, S. H., Worsnop, D. R., and Wilson, K. R.: Measurement of fragmentation and functionalization pathways in the heterogeneous oxidation of oxidized organic aerosol, *Phys. Chem. Chem. Phys.*, 11(36), 8005-8014, <https://doi.org/10.1039/b905289e>, 2009.
- Kuang, Y., Xu, W. Q., Tao, J. C., Luo, B., Liu, L., Xu, H. B., Xu, W. Y., Xue, B., Zhai, M. M., Liu, P. F., Sun, Y. L.: Divergent Impacts of Biomass Burning and Fossil Fuel Combustion Aerosols on Fog-Cloud Microphysics and Chemistry: Novel Insights From Advanced Aerosol-Fog Sampling, *Geophys. Res. Lett.*, 51(4), e2023GL107147, <https://doi.org/10.1029/2023GL107147>, 2024.
- 580 Lee, A. K. Y., Hayden, K. L., Herckes, P., Leaitch, W. R., Liggio, J., Macdonald, A. M., and Abbatt, J. P. D.: Characterization of aerosol and cloud water at a mountain site during WACS 2010: secondary organic aerosol formation through oxidative cloud processing. *Atmos. Chem. Phys.*, 12(15), 7103-16, <https://doi.org/10.5194/acp-12-7103-2012>, 2012.
- 585 Li, J. J., Wang, G. H., Cao, J. J., Wang, X. M., and Zhang, R. J.: Observation of biogenic secondary organic aerosols in the atmosphere of a mountain site in central China: temperature and relative humidity effects, *Atmos. Chem. Phys.*, 13, 11535-11549, <https://doi.org/10.5194/acp-13-11535-2013>, 2013.
- Li, X. M., Zhou, W. Q.: Dasyetric mapping of urban population in China based on radiance corrected DMSP-OLS nighttime light and land cover data, *Sci. Total Environ.*, 643, 1248-56, <https://doi.org/10.1016/j.scitotenv.2018.06.244>, 2018.
- 590

- Li, Y., Lei, L., Sun, J., Gao, Y., Wang, P., Wang, S., Zhang, Z., Du, A., Li, Z., Wang, Z., Kim, J. Y., Kim, H., Zhang, H., and Sun, Y.: Significant Reductions in Secondary Aerosols after the Three-Year Action Plan in Beijing Summer, *Environ. Sci. Technol.*, 57, 15945–15955, [10.1021/acs.est.3c02417](https://doi.org/10.1021/acs.est.3c02417), 2023.
- 595 Li, Z. Y., Xie, P. H., Hu, R. Z., Wang, D., Jin, H. W., Chen, H., Lin, C., and Liu, W. Q: Observations of N<sub>2</sub>O<sub>5</sub> and NO<sub>3</sub> at a suburban environment in Yangtze river delta in China: Estimating heterogeneous N<sub>2</sub>O<sub>5</sub> uptake coefficients. *J. Environ. Sci.*, 95, 248-55, <https://doi.org/10.1016/j.jes.2020.04.041>, 2020.
- Liang, L. L., Engling G., Cheng, Y., Liu, X. Y., Du, Z. Y., Ma, Q. L., Zhang, X. Y., Sun, J. Y., Xu, W. Y., Liu, C., Zhang, G., and Xu, H.: Biomass burning impacts on ambient aerosol at a background site in East China: Insights from a yearlong  
600 study, *Atmos. Res.*, 231, 104660, <https://doi.org/10.1016/j.atmosres.2019.104660>, 2020.
- Lim, Y. B., Tan, Y., Perri, M. J., Seitzinger, S. P., and Turpin, B. J., Aqueous chemistry and its role in secondary organic aerosol (SOA) formation, *Atmos. Chem. Phys.*, 10(21), 10521-10539, <https://doi.org/10.5194/acp-10-10521-2010>, 2010.
- Lin, C., Huang, R.-J., Duan, J., Zhong, H., and Xu, W.: Primary and Secondary Organic Nitrate in Northwest China: A Case Study, *Environ. Sci. Technol. Lett.*, 8, 947-953, <https://doi.org/10.1021/acs.estlett.1c00692>, 2021.
- 605 Middlebrook, A. M., Bahreini, R., Jimenez, J. L., and Canagaratna, M. R.: Evaluation of Composition-Dependent Collection Efficiencies for the Aerodyne Aerosol Mass Spectrometer using Field Data, *Aerosol Sci. and Technol.*, 46, 258-271, <https://doi.org/10.1080/02786826.2011.620041>, 2012.
- Monks, P. S., Granier, C., Fuzzi, S., Stohl, A., Williams, M. L., Akimoto, H., Amann, M., Baklanov, A., Baltensperger, U., Bey, I., Blake, N., Blake, R. S., Carslaw, K., Cooper, O. R., Dentener, F., Fowler, D., Fragkou, E., Frost, G. J., Generoso,  
610 S., Ginoux, P., Grewe, V., Guenther, A., Hansson, H. C., Henne, S., Hjorth, J., Hofzumahaus, A., Huntrieser, H., Isaksen, I. S. A., Jenkin, M. E., Kaiser, J., Kanakidou, M., Klimont, Z., Kulmala, M., Laj, P., Lawrence, M. G., Lee, J. D., Liousse, C., Maione, M., McFiggans, G., Metzger, A., Mieville, A., Moussiopoulos, N., Orlando, J. J., O'Dowd, C. D., Palmer, P. I., Parrish, D. D., Petzold, A., Platt, U., Pöschl, U., Prévôt, A. S. H., Reeves, C. E., Reimann, S., Rudich, Y., Sellegri, K., Steinbrecher, R., Simpson, D., ten Brink, H., Theloke, J., van der Werf, G. R., Vautard, R., Vestreng, V., Vlachokostas, C.,  
615 and von Glasow, R.: Atmospheric composition change – global and regional air quality, *Atmos. Environ.*, 43, 5268-5350, <https://doi.org/10.1016/j.atmosenv.2009.08.021>, 2009.
- Nault, B. A., Croteau, P., Jayne, J., Williams, A., Williams, L., Worsnop, D. R., Katz, E. F., DeCarlo, P. F., and Canagaratna, M.: Laboratory evaluation of organic aerosol relative ionization efficiencies in the aerodyne aerosol mass spectrometer and aerosol chemical speciation monitor. *Aerosol Sci. Technol.*, 57(10), 981-97, <https://doi.org/10.1080/02786826.2023.2223249>, 2023.
- 620 Pokorná, P., Zíková, N., Vodička, P., Lhotka, R., Mbengue, S., Holubová Šmejkalová, A., Riffault, V., Ondráček, J., Schwarz, J., and Ždímal, V.: Chemically speciated mass size distribution, particle density, shape and origin of non-refractory PM<sub>1</sub> measured at a rural background site in central Europe, *Atmos. Chem. Phys.*, 22, 5829-5858, <https://doi.org/10.5194/acp-22-5829-2022>, 2022.



- 625 Ramanathan, V., Crutzen, P. J., Kiehl, J. T., and Rosenfeld, D.: Atmosphere - Aerosols, climate, and the hydrological cycle, *Science*, 294, 2119-2124, <https://doi.org/10.1126/science.1064034>, 2001.
- Rejano, F., Titos, G., Casquero-Vera, J. A., Lyamani, H., Andrews, E., Sheridan, P., Cazorla, A., Castillo, S., Alados-Arboledas, L., and Olmo, F.: Activation properties of aerosol particles as cloud condensation nuclei at urban and high-altitude remote sites in southern Europe. *Sci. Tot. Environ.*, 762, 143100, <https://doi.org/10.1016/j.scitotenv.2020.143100>,  
630 2021.
- Roth, A., Schneider, J., Klimach, T., Mertes, S., van Pinxteren, D., Herrmann, H., and Borrmann, S.: Aerosol properties, source identification, and cloud processing in orographic clouds measured by single particle mass spectrometry on a central European mountain site during HCCT-2010. *Atmos Chem Phys.*, 16(2), 505-24, <https://doi.org/10.5194/acp-16-505-2016>, 2016.
- 635 Song, S. J., Gao, M., Xu, W. Q., Sun, Y. L., Worsnop, D. R., Jayne, J. T., Zhang, Y. Z., Zhu, L., Li, M., Zhou, Z., Cheng, C. L., Lv, Y. B., Wang, Y., Peng, W., Xu, X. B., Lin, N., Wang, Y. X., Wang, S. X., Munger, J. W., Jacob, D. J., and McElroy, M. B.: Possible heterogeneous chemistry of hydroxymethanesulfonate (HMS) in northern China winter haze, *Atmos. Chem. Phys.*, 19, 1357-1371, <https://doi.org/10.5194/acp-19-1357-2019>, 2019.
- Sun, Y. L., Zhang, Q., Schwab, J. J., Yang, T., Ng, N. L., and Demerjian, K. L.: Factor analysis of combined organic and  
640 inorganic aerosol mass spectra from high resolution aerosol mass spectrometer measurements, *Atmos. Chem. Phys.*, 12, 8537-8551, <https://doi.org/10.5194/acp-12-8537-2012>, 2012.
- Sun, Y. L., Zhang, Q., Schwab, J. J., Chen, W. N., Bae, M. S., Lin, Y. C., Hung, H. M., and Demerjian, K. L.: A case study of aerosol processing and evolution in summer in New York City, *Atmos. Chem. Phys.*, 11, 12737-12750, <https://doi.org/10.5194/acp-11-12737-2011>, 2011.
- 645 Tang, C. G., Zhang, X. H., Tian, P. F., Guan, X., Lin, Y. J., Pang, S. T., Guo, Q., Du, T., Zhang, Z. D, Zhang, M., Xu, J. Z., and Zhang, L.: Chemical characteristics and regional transport of submicron particulate matter at a suburban site near Lanzhou, China, *Environ. Res.*, 212, 113179, <https://doi.org/10.1016/j.envres.2022.113179>, 2022.
- Tang, L. L., Yu, H. X., Ding, A. J., Zhang, Y. J., Qin, W., Wang, Z., Chen, W. T, Hua, Y., and Yang, X. X.: Regional contribution to PM<sub>1</sub> pollution during winter haze in Yangtze River Delta, China, *Sci. Total Environ.*, 541, 161-166, <https://doi.org/10.1016/j.scitotenv.2015.05.058>, 2016.  
650
- Tao, J., Zhang, Z. S., Tan, H. B., Zhang, L. M., Wu, Y. F., Sun, J. R., Che, H. Z., Cao, J. J., Cheng, P., Chen, L. G., and Zhang, R. J.: Observational evidence of cloud processes contributing to daytime elevated nitrate in an urban atmosphere, *Atmos. Environ.*, 186, 209-215, <https://doi.org/10.1016/j.atmosenv.2018.05.040>, 2018.
- Ulbrich, I. M., Canagaratna, M. R., Zhang, Q., Worsnop, D. R., and Jimenez, J. L.: Interpretation of organic components  
655 from Positive Matrix Factorization of aerosol mass spectrometric data, *Atmos. Chem. Phys.*, 9, 2891-2918, <https://doi.org/10.5194/acp-9-2891-2009>, 2009.

- Wang, J. F., Ge, X. L., Chen, Y. F., Shen, Y. F., Zhang, Q., Sun, Y. L., Xu, J. Z., Ge, S., Yu, H., and Chen, M. D.: Highly time-resolved urban aerosol characteristics during springtime in Yangtze River Delta, China: insights from soot particle aerosol mass spectrometry, *Atmos. Chem. Phys.*, 16, 9109-9127, <https://doi.org/10.5194/acp-16-9109-2016>, 2016.
- 660 Wang, Q. Y., Huang, R. J., Cao, J. J., Tie, X. X., Ni, H. Y., Zhou, Y. Q., Han, Y. M., Hu, T. F., Zhu, C. S., Feng, T., Li, N., and Li, J. D.: Black carbon aerosol in winter northeastern Qinghai-Tibetan Plateau, China: the source, mixing state and optical property, *Atmos. Chem. Phys.*, 15, 13059-13069, <https://doi.org/10.5194/acp-15-13059-2015>, 2015.
- Wen, L., Xue, L. K., Dong, C., Wang, X. F., Chen, T. S., Jiang, Y., Gu, R. R., Zheng, P. G., Li, H. Y., Shan, Y., Zhu, Y. J., Zhao, Y., Yin, X. K., Liu, H. D., Gao, J., Wu, Z. J., Wang, T., Herrmann, H., and Wang, W. X.: Reduced atmospheric sulfate enhances fine particulate nitrate formation in eastern China. *Sci. Total Environ.*, 898, 165303, <https://doi.org/10.1016/j.scitotenv.2023.165303>, 2023.
- 665 Xian, J., Cui, S., Chen, X., Wang, J., Xiong, Y., Gu, C., Wang, Y., Zhang, Y. J., Li, H. W., Wang, J. F., and Ge, X. L.: Online chemical characterization of atmospheric fine secondary aerosols and organic nitrates in summer Nanjing, China. *Atmos. Res.*, 290, 106783, <https://doi.org/10.1016/j.atmosres.2023.106783>, 2023.
- 670 Xu, J., Zhang, Q., Chen, M., Ge, X., Ren, J., and Qin, D.: Chemical composition, sources, and processes of urban aerosols during summertime in northwest China: insights from high-resolution aerosol mass spectrometry, *Atmos. Chem. Phys.*, 14, 12593-12611, <https://doi.org/10.5194/acp-14-12593-2014>, 2014.
- Xu, J. Z., Zhang, Q., Shi, J. S., Ge, X. L., Xie, C. H., Wang, J. F., Kang, S. C., Zhang, R. X., and Wang, Y. H.: Chemical characteristics of submicron particles at the central Tibetan Plateau: insights from aerosol mass spectrometry, *Atmos. Chem. Phys.*, 18, 427-443, <https://doi.org/10.5194/acp-18-427-2018>, 2018a.
- 675 Xu, L., Suresh, S., Guo, H., Weber, R. J., and Ng, N. L.: Aerosol characterization over the southeastern United States using high-resolution aerosol mass spectrometry: spatial and seasonal variation of aerosol composition and sources with a focus on organic nitrates, *Atmos. Chem. Phys.*, 15, 7307-7336, <https://doi.org/10.5194/acp-15-7307-2015>, 2015.
- Xu, P., Zhang, J. K., Ji, D. S., Liu, Z. R., Tang, G. Q., Jiang, C. S., and Wang, Y. S.: Characterization of submicron particles during autumn in Beijing, China, *J. Environ. Sci.*, 63, 16-27, <https://doi.org/10.1016/j.jes.2017.03.036>, 2018b.
- 680 Yu, K., Zhu, Q., Du, K., and Huang, X. F.: Characterization of nighttime formation of particulate organic nitrates based on high-resolution aerosol mass spectrometry in an urban atmosphere in China. *Atmos. Chem. Phys.*, 19(7), 5235-49, <https://doi.org/10.5194/acp-19-5235-2019>, 2019.
- Yuan, B., Hu, W. W., Shao, M., Wang, M., Chen, W. T., Lu, S. H., Zeng, L. M., and Hu, M.: VOC emissions, evolutions and contributions to SOA formation at a receptor site in eastern China, *Atmos. Chem. Phys.*, 13, 8815-8832, <https://doi.org/10.5194/acp-13-8815-2013>, 2013.
- 685 Zhang, Q., Jimenez, J. L., Canagaratna, M. R., Ulbrich, I. M., Ng, N. L., Worsnop, D. R., and Sun, Y. L.: Understanding atmospheric organic aerosols via factor analysis of aerosol mass spectrometry: a review, *Anal. Bioanal. Chem.*, 401, 3045-3067, <https://doi.org/10.1007/s00216-011-5355-y>, 2011.

- 690 Zhang, X. H., Xu, J. Z., Kang, S. C., Liu, Y. M., and Zhang, Q.: Chemical characterization of long-range transport biomass burning emissions to the Himalayas: insights from high-resolution aerosol mass spectrometry, *Atmos. Chem. Phys.*, 18, 4617-4638, <https://doi.org/10.5194/acp-18-4617-2018>, 2018.
- Zhang, X. H., Xu, J. Z., Kang, S. C., Zhang, Q., and Sun, J. Y.: Chemical characterization and sources of submicron aerosols in the northeastern Qinghai–Tibet Plateau: insights from high-resolution mass spectrometry, *Atmos. Chem. Phys.*, 19, 7897-7911, <https://doi.org/10.5194/acp-19-7897-2019>, 2019.
- 695 Zhang, Y. J., Tang, L. L., Wang, Z., Yu, H. X., Sun, Y. L., Liu, D., Qin, W., Canonaco, F., Prévôt, A. S. H., Zhang, H. L., and Zhou, H. C.: Insights into characteristics, sources, and evolution of submicron aerosols during harvest seasons in the Yangtze River delta region, China, *Atmos. Chem. Phys.*, 15, 1331-1349, <https://doi.org/10.5194/acp-15-1331-2015>, 2015.
- Zhang, J. K., Cheng, M. T., Ji, D. S., Liu, Z. R., Hu, B., Sun, Y. L., Wang, Y. S.: Characterization of submicron particles during biomass burning and coal combustion periods in Beijing, China. *Sci. Total Environ.*, 562, 812-21, <https://doi.org/10.1016/j.scitotenv.2016.04.015>, 2016.
- 700 Zhang, Y. M., Zhang, X. Y., Sun, J. Y., Hu, G. Y., Shen, X. J., Wang, Y. Q., Wang, T. T., Wang, D. Z., and Zhao, Y.: Chemical composition and mass size distribution of PM<sub>1</sub> at an elevated site in central east China, *Atmos. Chem. Phys.*, 14, 12237-12249, <https://doi.org/10.5194/acp-14-12237-2014>, 2014.
- 705 Zheng, J., Hu, M., Du, Z. F., Shang, D. J., Gong, Z. H., Qin, Y. H., Fang, J. Y., Gu, F. T., Li, M. R., Peng, J. F., Li, J., Zhang, Y. Q., Huang, X. F., He, L. Y., Wu, Y. S., and Guo, S.: Influence of biomass burning from South Asia at a high-altitude mountain receptor site in China, *Atmos. Chem. Phys.*, 17, 6853-6864, <https://doi.org/10.5194/acp-17-6853-2017>, 2017.
- Zhong, H. B., Huang, R.-J., Lin, C. S., Xu, W., Duan, J., Gu, Y. F., Huang, W., Ni, H. Y., Zhu, C. S., You, Y., Wu, Y. F., Zhang, R. J., Ovadnevaite, J., Ceburnis, D., and O'Dowd, C. D.: Measurement report: On the contribution of long-distance transport to the secondary aerosol formation and aging, *Atmos. Chem. Phys.*, 22, 9513-9524, <https://doi.org/10.5194/acp-22-9513-2022>, 2022.
- 710 Zhou, S., Collier, S., Jaffe, D. A., and Zhang, Q.: Free tropospheric aerosols at the Mt. Bachelor Observatory: more oxidized and higher sulfate content compared to boundary layer aerosols, *Atmos. Chem. Phys.*, 19, 1571-1585, <https://doi.org/10.5194/acp-19-1571-2019>, 2019.
- 715 Zhou, W., Xu, W. Q., Kim, H., Zhang, Q., Fu, P. Q., Worsnop, D. R., and Sun, Y. L.: A review of aerosol chemistry in Asia: insights from aerosol mass spectrometer measurements, *Environ. Sci.-Proc. Imp.*, 22, <https://doi.org/10.1039/D0EM00212G>, 2020.
- Zhu, Q., He, L. Y., Huang, X. F., Cao, L. M., Gong, Z. H., Wang, C., Zhuang, X., and Hu, M.: Atmospheric aerosol compositions and sources at two national background sites in northern and southern China, *Atmos. Chem. Phys.*, 16, 10283-10297, <https://doi.org/10.5194/acp-16-10283-2016>, 2016.
- 720