

Isotopomer labeling and oxygen dependence of hybrid nitrous oxide production

Colette L. Kelly,^{1,2*} Nicole M. Travis,¹ Pascale Anabelle Baya,¹ Claudia Frey,³ Xin Sun,⁴ Bess B. Ward,⁵ and Karen L. Casciotti^{1,6}

- 5 ¹Department of Earth System Science, Stanford University, Stanford, CA 94305, U.S.A.
²Department of Marine Chemistry and Geochemistry, Woods Hole Oceanographic Institution, Woods Hole, MA 02543, U.S.A.
³Department of Environmental Science, University of Basel, Basel, Switzerland
⁴Department of Global Ecology, Carnegie Institution for Science, Stanford, CA 94305, U.S.A.
10 ⁵Department of Geosciences, Princeton University, Princeton, NJ 08544, U.S.A.
⁶Oceans Department, Stanford University, Stanford, CA 94305, U.S.A.
Correspondence to: Colette L. Kelly (email: colette.kelly@whoi.edu).

Keywords: Ammonia-oxidizing archaea, nitrous oxide, isotopomers, isotopocules, oxygen deficient zones, ammonia oxidation, hybrid nitrous oxide production, nitrous oxide production, Eastern Tropical North Pacific, nitrous oxide production
15 from nitrate

Abstract

Nitrous oxide (N₂O) is a potent greenhouse gas and ozone depletion agent, with a significant natural source from marine oxygen deficient zones (ODZs). Open questions remain, however, about the microbial processes responsible for this N₂O production, especially hybrid N₂O production when ammonia-oxidizing archaea are present. Using ¹⁵N-labeled tracer incubations, we measured the rates of N₂O production from ammonium (NH₄⁺), nitrite (NO₂⁻), and nitrate (NO₃⁻) in the Eastern Tropical North Pacific ODZ, as well as the isotopic labeling of the central (α) and terminal (β) nitrogen atoms of the N₂O molecule. We observed production of both doubly- and singly labeled N₂O from each tracer, with the highest rates of labeled N₂O production at the same depths as the near-surface N₂O concentration maximum. At most stations and depths, the production of ⁴⁵N₂O^α and ⁴⁵N₂O^β were statistically indistinguishable, but at a few depths, there were significant differences in the labeling of the two nitrogen atoms in the N₂O molecule. Implementing the rates of labeled N₂O production in a time-dependent numerical model, we found that N₂O production from NO₃⁻ dominated at most stations and depths, with rates as high as 1600±200 pM N₂O/day. Hybrid N₂O production, one of the mechanisms by which ammonia-oxidizing archaea produce N₂O, had rates as high as 230±80 pM N₂O/day that peaked in both the near-surface and deep N₂O concentration maxima. Based on the equal production of ⁴⁵N₂O^α and ⁴⁵N₂O^β in the majority of our experiments, we infer that hybrid N₂O production likely has a consistent site preference, despite drawing from two distinct substrate pools. We also found that the rates and yields of hybrid N₂O production were enhanced at low dissolved oxygen concentrations ([O₂]), with hybrid N₂O yields as high

Style Definition	... [1]
Formatted	... [2]
Formatted	... [3]
Formatted	... [4]
Deleted: -	
Formatted	... [5]
Deleted: -	
Deleted: -	
Formatted	... [6]
Formatted	... [7]
Deleted: ,	
Deleted:)	
Formatted	... [8]
Formatted	... [9]
Deleted: -	
Formatted	... [10]
Deleted: -	
Formatted	... [11]
Deleted: labelling	
Deleted: N ₂ O	
Deleted: forward-running	
Formatted	... [12]
Formatted	... [13]
Deleted: ·	
Formatted	... [14]
Formatted	... [15]
Deleted: 1.6±0.2 nM	
Deleted: -	
Formatted	... [16]
Formatted	... [17]
Deleted: 0.23±0.08 nM	
Deleted: -	
Formatted	... [18]
Formatted	... [19]
Deleted: We inferred from	
Deleted: data	
Formatted	... [20]
Formatted	... [21]
Deleted: by ammonia-oxidizing archaea may have	
Deleted: variable	
Deleted: that depends on the ¹⁵ N content of each	
Formatted	... [22]
Formatted	... [23]
Formatted	... [24]
Deleted: exhibited a clear [
Deleted:] inhibition curve,	
Deleted: the	
Formatted	... [25]
Formatted	... [26]
Formatted	... [27]

as 20% at depths where $[O_2]$ was below detection (880 nM) but nitrification was still active. Finally, we identified a few incubations with $[O_2]$ up to 20 μM where N_2O production from NO_3^- was still active. A relatively high O_2 tolerance for N_2O production via denitrification has implications for the feedbacks between marine deoxygenation and greenhouse gas cycling.

1. Introduction

Nitrous oxide (N_2O) is one of the lesser-known greenhouse gases, yet its potential to warm the environment, on a per-molecule basis, is immense. N_2O has a global warming potential 273 times that of carbon dioxide (Smith et al., 2021), and its atmospheric mixing ratio is increasing at a rate of 0.85 ± 0.03 ppb/year (Tian et al., 2020). In the ocean, hotspots of N_2O production and flux to the atmosphere occur in marine oxygen deficient zones (ODZs), where steep redox gradients allow for multiple N_2O production processes to overlap (Codispoti and Christensen, 1985). ODZs have expanded over the last 60 years (Stramma et al., 2008; Breitburg et al., 2018) and will likely continue to do so as the oceans warm (Oschlies et al., 2018), although fate of the anoxic cores of ODZs ($[O_2] \leq 20 \mu mol/kg$) remains uncertain (Cabr e et al., 2015; Bianchi et al., 2018; Busecke et al., 2022). Without a clear picture of N_2O cycling in these regions, it is impossible to predict how climate change will impact the marine emissions of this powerful greenhouse gas.

Much of the N_2O cycling in ODZs is linked to denitrification. In low-oxygen waters, denitrifying organisms produce N_2O as an intermediate during organic matter remineralization (Zumft, 1997; Naqvi et al., 2000; Dalsgaard et al., 2014). Both direct rate measurements (Ji et al., 2015, 2018; Frey et al., 2020) and natural abundance isotope measurements (Kelly et al., 2021; Casciotti et al., 2018; Monreal et al., 2022; Toyoda et al., 2023) indicate that N_2O production directly from nitrate (NO_3^-), i.e., without exchange with extracellular nitrite (NO_2^-) or nitric oxide (NO) pools, is the primary source of N_2O in ODZs. N_2O production from extracellular NO_2^- , meanwhile, tends to occur at lower rates (Ji et al., 2015, 2018; Frey et al., 2020). Historically, N_2O production from denitrification was thought to cease at dissolved oxygen concentrations above 2–3 μM (Dalsgaard et al., 2014), but more recent data suggest that N_2O production from NO_3^- can occur at ambient oxygen levels as high as 30 μM (Ji et al., 2018; Frey et al., 2020). N_2O consumption via denitrification is more sensitive to oxygen than N_2O production via denitrification, leading to an oxygen window in which denitrification is a source but not a sink of N_2O (Babbin et al., 2015; Frey et al., 2020; Dalsgaard et al., 2014; Farias et al., 2009), although the oxygen inhibition constant for N_2O consumption remains difficult to define (Sun et al., 2021a). N_2O may also be consumed through N_2O fixation, although the importance of N_2O fixation in the ocean has yet to be determined (Farias et al., 2013; Si et al., 2023).

Nonetheless, a significant fraction of the N_2O in the oxyclines above and below ODZs may be derived from archaeal nitrification. When NO_2^- is present, isotopic evidence continues to suggest that ammonia-oxidizing archaea can produce N_2O via a hybrid mechanism that combines nitrogen (N) derived from NO_2^- and ammonium (NH_4^+) to form the N_2O molecule (Stieglmeier et al., 2014; Trimmer et al., 2016; Frame et al., 2017; Frey et al., 2020, 2023). New evidence indicates that

Deleted: dissolved

Deleted: 0 μM

Formatted: English (US)

Formatted: English (US)

Deleted: dissolved

Deleted: .

Formatted: English (US)

Formatted: English (US)

Deleted: ¶

Formatted: English (US)

Deleted: Nitrous oxide (N_2O) is one of the lesser-known greenhouse gases, yet its potential to warm the environment, on a per-molecule basis, is immense. N_2O has a global warming potential 273 times that of carbon dioxide (Smith et al., 2021), and its atmospheric mixing ratio is increasing at a rate of 0.85 ± 0.003 ppb/year (Tian et al., 2020). In the ocean, hotspots of N_2O production and flux to the atmosphere occur in marine oxygen deficient zones (ODZs), where steep redox gradients allow for multiple, overlapping N_2O production processes to occur (Codispoti and Christensen 1985). ODZs have expanded over the last 60 years (Stramma et al. 2008; Breitburg et al. 2018) and will likely continue to do so as the oceans warm (Oschlies et al. 2018), although fate of the anoxic cores of ODZs ($[O_2] \leq 20 \mu mol/kg$) remains uncertain (Cabr e et al. 2015; Bianchi et al. 2018; Busecke et al. 2022). Without a clear picture of N_2O cycling in these regions, it is impossible to predict how climate change will impact marine production of this powerful greenhouse gas. ¶

Ammonia-oxidizing archaea are one of the most abundant organisms in the ocean (Schleper et al. 2005; Francis et al. 2005; Wuchter et al. 2006; Santoro et al. 2010; Newell et al. 2011) and one of the primary sources of marine N_2O (Santoro and Casciotti 2011; L oscher et al. 2012; Toyoda et al. 2019). Our understanding of the mechanisms by which ammonia-oxidizing archaea produce N_2O is rapidly evolving. Isotopic evidence continues to suggest that N_2O production by ammonia-oxidizing archaea proceeds — at least in part — via a hybrid mechanism that combines nitrogen (N) derived from nitrite (NO_2^-) and ammonium (NH_4^+) to form the N_2O molecule (Stieglmeier et al. 2014; Trimmer et al. 2016; Frame et al. 2017; Frey et al. 2020, 2023). New evidence indicates that in aerobic conditions, ammonia-oxidizing archaea can produce N_2O both as a by-product of hydroxylamine oxidation and via hybrid N_2O production, and that the ratio of these processes depends on the ratio of NH_4^+ to NO_2^- available to the archaea (Wan et al. 2023). Hydroxylamine and nitric oxide (NO) likely occur as intermediates during archaeal ammonia (NH_3) oxidation (Vajjala et al. 2013; Martens-Habbena et al. 2015; Kozlowski et al. 2016; Lancaster et al. 2018), but the exact mechanism and enzymology of archaeal N_2O production remains unknown (Carini et al. 2018; Stein 2019). In anaerobic conditions, ammonia-oxidizing archaea are capable of NO dismutation to O_2 and N_2 , which may involve N_2O as an intermediate (Kraft et al. 2022). Ammonia-oxidizing bacteria, more common in regions that are nutrient replete, produce N_2O as a byproduct of hydroxylamine oxidation (Cohen and Gordon 1979), and via nitrifier-denitrification as oxygen concentrations decline (Goreau et al. 1980; Wrage et al. 2001; Stein and Yung 2003) and nitrite concentrations rise (Frame and Casciotti, 2010). ¶ ... [28]

235 ammonia-oxidizing archaea can produce N₂O both as a by-product of hydroxylamine oxidation and via hybrid N₂O
production, and that the ratio of these processes depends on the ratio of NH₄⁺ to NO₂⁻ available to the archaea (Wan et al.,
2023b). The exact mechanism and enzymology of archaeal N₂O production remains unknown (Carini et al., 2018; Stein, 2019),
but may involve a reaction between hydroxylamine and NO, which occur as intermediates during archaeal ammonia oxidation
(Vajrala et al., 2013; Martens-Habbenha et al., 2015; Kozłowski et al., 2016; Lancaster et al., 2018). In anaerobic conditions,
ammonia-oxidizing archaea are also capable of NO dismutation to O₂ and N₂, which may involve N₂O as an intermediate
240 (Kraft et al., 2022). Ammonia-oxidizing bacteria, more common in regions that are nutrient replete, produce N₂O as a
byproduct of hydroxylamine oxidation (Cohen and Gordon, 1979), and via nitrifier-denitrification as oxygen concentrations
decline (Goreau et al., 1980; Wrage et al., 2001; Stein and Yung, 2003) and nitrite concentrations rise (Frame and Casciotti,
2010).

245 The stable, natural abundance nitrogen and oxygen isotopes of N₂O can provide quantification of – and distinction among –
potential N₂O cycling mechanisms (Kim and Craig, 1990; Rahn and Wahlen, 2000; Toyoda and Yoshida, 1999). For example,
natural abundance N₂O isotopocule studies have indicated that the high, near-surface N₂O accumulations in the eastern tropical
North Pacific (ETNP) ODZ are 80% derived from denitrification and 20% derived from nitrification (Kelly et al., 2021). The
isotopic content of the individual N and oxygen (O) atoms in the N₂O molecule are expressed in delta notation, defined as
250 $\delta(^{15}\text{N})$ or $\delta(^{18}\text{O}) = (R_{\text{sample}}/R_{\text{standard}} - 1)$, where R_{standard} for $\delta(^{15}\text{N})$ and $\delta(^{18}\text{O})$ are the ratios $^{15}\text{N}/^{14}\text{N}$ of air and $^{18}\text{O}/^{16}\text{O}$ of Vienna
Standard Mean Ocean Water (VSMOW), respectively (Kim and Craig, 1990; Rahn and Wahlen, 2000; Toyoda and Yoshida,
1999). In addition to the bulk N and O isotope ratios in N₂O, we can measure the isotopic content of the inner (α) N atom and
an outer (β) N atom in N₂O (Toyoda and Yoshida, 1999; Brenninkmeijer and Röckmann, 1999). The difference in the ^{15}N
content of these two atoms is often referred to as the ‘site preference’ and is defined as $\delta(^{15}\text{N}^{\text{SP}}) = \delta(^{15}\text{N}^{\alpha}) - \delta(^{15}\text{N}^{\beta})$. In natural
255 abundance studies, $\delta(^{15}\text{N}^{\text{SP}})$ is particularly useful because it exhibits distinct values for different N₂O production processes,
independent of the isotopic value of the substrate (Toyoda et al., 2002; Sutka et al., 2003, 2006, 2004; Toyoda et al., 2005;
Frame and Casciotti, 2010). This allows for partitioning between different N₂O sources, and has been used extensively to
quantify N₂O cycling in the ocean (Toyoda et al., 2002, 2019, 2021, 2023; Popp et al., 2002; Toyoda et al., 2005; Yamagishi
et al., 2007; Westley et al., 2006; Farias et al., 2009; Bourbonnais et al., 2017, 2023; Casciotti et al., 2018; Kelly et al., 2021;
260 Monreal et al., 2022). As we elaborate upon in the discussion, however, the premise that $\delta(^{15}\text{N}^{\text{SP}})$ exhibits a unique and
consistent value depends on the assumption that both N atoms in N₂O are derived from a singular substrate pool. Thus, hybrid
N₂O production may complicate traditional interpretations of natural abundance N₂O isotopocules.

265 Previous studies have used ^{15}N tracer experiments to measure N₂O production rates in ODZs (Ji et al., 2015, 2018; Frey et al.,
2020, 2023). These studies used the accumulation of $^{45}\text{N}_2\text{O}$ and $^{46}\text{N}_2\text{O}$ resulting from the addition of ^{15}N -labeled substrates
such as $^{15}\text{N-NH}_4^+$ and $^{15}\text{N-NO}_2^-$ to measure N₂O production rates. To our knowledge, the isotopomer measurement has never
been applied to ^{15}N -tracer experiments to track ^{15}N from different substrates into the α and β positions of the N₂O molecule.

270 Here, we present data showing the production of N₂O isotopomers with ¹⁵N in the α position (⁴⁵N₂O^α) and ¹⁵N in the β position
(⁴⁵N₂O^β) from ¹⁵N-labeled NH₄⁺, NO₂⁻, and NO₃⁻. Measuring the production of ⁴⁵N₂O^α and ⁴⁵N₂O^β creates an additional
275 constraint on N₂O production mechanisms and thus allows us to quantify different source process more precisely and
accurately. We employed these measurements to (a) validate previous ¹⁵N tracer studies of N₂O production rates in the ETNP,
(b) uncover that the hybrid pathway dominates production by nitrification, (c) establish the insignificance of production from
solely NH₄⁺ except the surface, and (d) infer a constant δ(¹⁵N^{SP}) for hybrid N₂O, despite drawing from two substrate pools. We
also use these results to confirm inferences from natural abundance N₂O isotopocules measured in the same system (Kelly et
al., 2021).

2. Methods

2.1 Sampling sites

280 Experiments were performed at three stations in the eastern tropical North Pacific on the R/V *Sally Ride* in March–April 2018
(Fig. 1). Station PS1 (113° W, 10° N) was on the edge of the oxygen deficient region, station PS2 (105° W, 16° N) was near
the geographic center of the ODZ, and station PS3 (102° W, 18° N) was 12 miles from the coast of Mexico (Fig. 1). Samples
were collected from 30 L Niskin bottles mounted on a 12-place rosette with a conductivity–temperature–depth profiler and
sensors for chlorophyll *a* fluorescence and dissolved O₂ (Sea–Bird SBE 43 oxygen sensor). The cruise took place during a
weak La Niña event (Ocean Niño Index = -0.6°C; NOAA Climate Prediction Center).

285 Ambient [NO₂⁻] and [NH₄⁺] were measured shipboard with standard colorimetric (Grasshoff et al. 1999) and fluorometric
methods (Grasshoff et al., 1999; Holmes et al., 1999), respectively. Ambient [NO₃⁻] was measured at Stanford University
using a Westco SmartChem 200 Discrete Analyzer (detection limit = 83 nM, precision = 0.6 μM). Ambient [N₂O] was
measured via an isotope ratio mass spectrometer (IRMS) at the Stanford Stable Isotope Laboratory as part of a prior study
(Kelly et al., 2021).

Formatted: English (US)

Deleted: -

Formatted: Font: Italic, English (US)

Formatted: English (US)

Formatted: English (US)

Deleted: . Samples were collected from 30 L Niskin bottles mounted on a 12-place rosette with a conductivity-temperature-depth profiler and sensors for chlorophyll *a* fluorescence and dissolved O₂ (Sea-Bird SBE 43 oxygen sensor). A switchable trace oxygen (STOX) sensor with a detection limit of 10 nM (Revsbech et al. 2009) was also mounted on the rosette for at least one cast per station (Table S1).

Formatted: English (US)

Formatted: English (US)

Formatted: English (US)

Deleted: (Grasshoff et al. 1999; Holmes et al. 1999)

Formatted: English (US)

Formatted: English (US)

Deleted: .

Formatted: English (US)

Formatted: English (US)

Field Code Changed

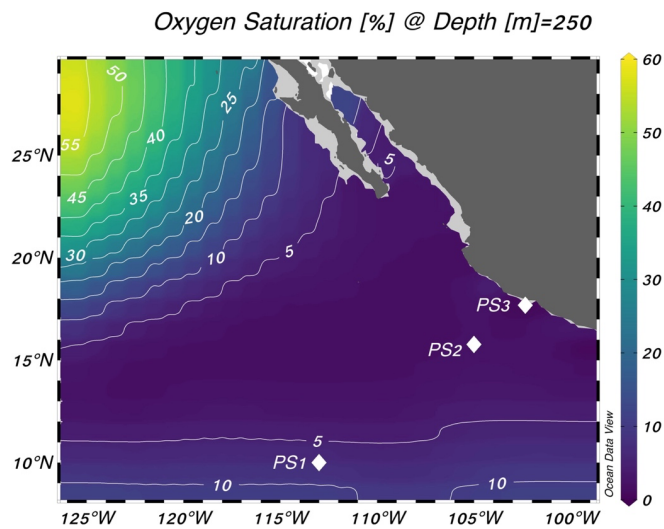


Figure 1. Locations of the three stations sampled for this study. Stations are plotted on top of World Ocean Atlas oxygen saturation (%) at 250 m depth (World Ocean Atlas, 2013).

2.2 Sample collection

Incubation depths were chosen to target prominent hydrographic features: the primary NO_2^- maximum, shallow and deep oxyclines, oxic-anoxic interfaces above and below the ODZ, secondary chlorophyll *a* maximum, and secondary NO_2^- maximum (Table S1). Incubation samples were filled directly from Niskin bottles into 160 mL glass serum bottles (Wheaton) using Tygon tubing. Incubation bottles were overflowed three times before being capped and sealed bubble-free, with no headspace, using gray butyl rubber septa (National Scientific) and aluminum crimp seals. To minimize oxygen contamination during sampling, incubation bottles were overflowed in a secondary container filled with suboxic water from the same depth, and Niskin bottles were vented with carbon dioxide gas to displace the withdrawn water. The butyl rubber stoppers were deoxygenated in a He_2 -flushed anaerobic chamber for ~1 week prior to sampling.

After sample collection, a 2 mL He headspace was created in each bottle by displacing 2 mL sample from the bottle with He . At most (all but two) anoxic depths at stations PS2 and PS3, samples were sparged with He gas for 90 minutes at a flow rate of at least 100 mL/min, equivalent to 56 volume exchanges, to remove potential oxygen contamination introduced during sampling. Depths with low but non-zero ambient dissolved oxygen were not purged with He gas. After sparging, 100 μL of 1030 ppm N_2O in He (4 nmol N_2O) in gaseous form was introduced back into each bottle for a final concentration of 26 nM

Formatted: English (US)

Formatted: English (US)

Deleted: nitrite

Formatted: English (US)

Deleted: -

Deleted: nitrite

Formatted: English (US)

Formatted: English (US)

Formatted: English (US)

Formatted: English (US)

Formatted: English (US)

Deleted: -

Formatted: English (US)

Formatted: English (US)

Deleted: ¶

After sample collection, a 2 mL He headspace was created in each bottle by displacing 2 mL sample from the bottle with He . At most (all but two) anoxic depths at stations PS2 and PS3, samples were sparged with He gas for 90 minutes at a flow rate of at least 100 mL/min, equivalent to 56 volume exchanges, to remove potential oxygen contamination introduced during sampling. After sparging, 100 μL of 1030 ppm N_2O in He (4 nmol N_2O) was introduced back into each bottle for a final concentration of 26 nM to provide a constant background of N_2O for later isotopic analysis (Fig. S4a). The isotopic content of this N_2O carrier, measured independently via IRMS (Mellvin and Casciotti 2010; Kelly et al. 2023), was $\delta(^{15}\text{N}) = -1.5 \pm 0.2 \text{ ‰}$, $\delta(^{15}\text{N}^{\text{p}}) = 0.2 \pm 0.4 \text{ ‰}$, $\delta(^{15}\text{N}^{\text{soth}}) = -0.65 \pm 0.08 \text{ ‰}$, and $\delta(^{18}\text{O}) = 37.4 \pm 0.3 \text{ ‰}$.

to provide a constant background of N₂O for later isotopic analysis (Fig. S4a). The isotopic content of this N₂O carrier, measured independently via IRMS (Mellvin and Casciotti, 2010; Kelly et al., 2023), was $\delta(^{15}\text{N}^{\alpha}) = -1.5 \pm 0.2 \text{ ‰}$, $\delta(^{15}\text{N}^{\beta}) = 0.2 \pm 0.4 \text{ ‰}$, $\delta(^{15}\text{N}^{\text{bulk}}) = -0.65 \pm 0.08 \text{ ‰}$, and $\delta(^{18}\text{O}) = 37.4 \pm 0.3 \text{ ‰}$.

Time series were constructed by sacrificing triplicate bottles over a time course, rather than resampling the incubation bottles over time. A total of 27 incubation samples were thus produced at each experimental depth, comprised of triplicate samples for each of three time points and three tracers. For each station and depth, nine samples were amended with ¹⁵NH₄Cl (98.8 atm% ¹⁵N, Sigma-Aldrich) to a final concentration of 0.501 μM, and Na¹⁴NO₂ to a final concentration 1.01 μM. Nine samples were amended with Na¹⁵NO₂ (98.8 atm% ¹⁵N, Sigma-Aldrich) to a final concentration of 5.00 μM, and ¹⁴NH₄Cl to a final concentration of 0.510 μM. Finally, nine samples were amended with K¹⁵NO₃ (98.8 atm% ¹⁵N, Sigma-Aldrich) to a final concentration of 1.00 μM, plus 1.01 μM Na¹⁴NO₂ and 0.510 μM ¹⁴NH₄Cl. Note that Na¹⁵NO₂ tracer was added at a higher concentration than the other tracers or the Na¹⁴NO₂ carrier; this discrepancy was due to a miscalculation that was caught midway through the cruise but the high tracer addition was retained for the sake of consistency. The NO₂⁻ and NH₄⁺ tracer and carrier additions were confirmed via [NO₂⁻] and [NH₄⁺] measurements of sample aliquoted from each bottle immediately before samples were measured for N₂O isotopic content, using colorimetric and fluorometric techniques (Grasshoff et al., 1999; Holmes et al., 1999). The Na¹⁴NO₂ and ¹⁴NH₄Cl amendments served two purposes: 1) to provide enough total NO₂⁻ for isotopic analysis of ¹⁵NO₂⁻ produced from ¹⁵NH₄⁺, and 2) to minimize isotope dilution of the substrate pool, which can cause underestimation of rates with low substrate additions. The final atm% ¹⁵N of the substrate pools were thus 56%–100% for ¹⁵N-NH₄⁺, 65%–100% for ¹⁵N-NO₂⁻, and 2%–92% for ¹⁵N-NO₃⁻ experiments. Three samples for each tracer were terminated immediately after tracer addition with the addition of 100 μL saturated mercuric chloride (HgCl₂) solution. These also served as abiotic controls. The remaining samples were incubated at 12°C in the dark; three samples per tracer were terminated at 12 hours and at 24 hours with 100 μL saturated HgCl₂. All samples were incubated at 12°C, which was chosen as an intermediate temperature that approximated subsurface conditions. After termination, samples were stored at room temperature (~20°C) in the dark until isotope analysis.

2.3 Chemiluminescent optode oxygen measurements

Eight 160 mL glass serum bottles were prepared with a chemiluminescent oxygen optode spot (PyroScience) affixed to the inner glass wall with silicone glue. These bottles were incubated alongside experimental bottles to monitor dissolved [O₂] during incubations. At stations PS2 and PS3, two optode bottles per depth were filled, purged, amended with the N₂O carrier, and incubated without the addition of tracer or HgCl₂. At each timepoint, [O₂] was measured in each sensor bottle for at least 10 minutes using fiber optic cables paired to the oxygen optode spot mounted inside the bottle (PyroScience). The fiber optic cables were calibrated with a 2-point measurement of: 1) a sodium sulfite solution (30 g/L in DI, or 0.24 M) and 2) surface seawater saturated with air at 12°C (270 μM [O₂], based on a salinity = 35 psu and temperature = 12°C) (Garcia and Gordon, 1992). The two calibration bottles, each containing its own optode spot, were used to calibrate all four of the fiber optic cables,

Formatted	... [29]
Deleted: %,	
Formatted	... [30]
Deleted: -	
Formatted	... [31]
Deleted: , plus	
Formatted	... [32]
Deleted: %,	
Formatted	... [33]
Deleted: -	
Formatted	... [34]
Deleted: , plus	
Formatted	... [35]
Deleted: %,	
Formatted	... [36]
Deleted: -	
Formatted	... [37]
Deleted: (Grasshoff et al. 1999; Holmes et al. 1999). The	... [38]
Formatted	... [39]
Deleted: fraction of	
Formatted	... [40]
Deleted: in	
Formatted	... [41]
Deleted: was	
Formatted	... [42]
Deleted: -	
Deleted: -	
Deleted: -	
Formatted	... [43]
Formatted	... [44]
Formatted	... [45]
Deleted: 12° C	
Formatted	... [46]
Deleted: 12° C	
Formatted	... [47]
Deleted: 20° C	
Formatted	... [48]
Deleted: concentrations	
Formatted	... [49]
Deleted: optodes (PyroScience). The detection limit for each	
Deleted: was calculated from	
Deleted: final asymptotic value reached when monitoring its	
Deleted: filled with seawater that had been purged with H...	... [53]
Formatted	... [50]
Formatted	... [51]
Formatted	... [52]
Formatted	... [54]
Deleted: -	
Deleted: calibration before each	
Deleted: against	
Formatted	... [55]
Formatted	... [56]
Formatted	... [57]
Deleted: atmospheric O ₂	

effectively correcting them to the same scale. Differences in detection limit between sensor spots were accounted for by first performing this two-point calibration procedure to correct for differences between fiber optic cables, then measuring the minimum oxygen concentration measured by each sensor spot in purged seawater (purged at 100 mL/min. for 90 minutes, equal to 56 volume exchanges). Those detection limits were specific to each optode spot and varied from 146 – 880 nM [O₂].

The optode [O₂] measurements were adjusted for the detection limit specific to each sensor spot; optode [O₂] for each experiment was calculated as the mean measured [O₂] at each of the three timepoints. No optode measurements were made at station PS1, since this station lacked a secondary NO₂⁻ maximum and thus incubations performed at low oxygen depths were not expected to occur under functional anoxia. Optical oxygen sensors are susceptible to interference from NO, which could result in an overestimate of [O₂] in experiments with especially high rates of NO production (Kraft et al., 2022). Given maximum ammonia oxidation rates of 4.68±0.07 nM N/day, the release of equivalent amounts of NO would result in an [O₂] overestimate of 0.745 nM during a 24-hour incubation, based on the interference curve calculated by Kraft et al. (2022) ([O₂] overestimate = 0.159×[NO]). Because of this small potential error, and the lack of relevant NO measurements, no correction was applied for NO interference.

Optode [O₂] generally agreed with ambient [O₂] measured by the Sea-Bird oxygen sensor attached to the rosette (Fig. S1). Two important exceptions were in the experiments at the base of ODZ and the deep ODZ core at station PS2, which were not purged before tracer addition. As a result, the ambient [O₂] at these depths was below detection on the Sea-Bird sensor, but the optode [O₂] in the incubation bottles from these depths were 17.7±0.1 μM and 19.2±0.8 μM, respectively (Fig. S1, Table S1). Additionally, two depths that were suboxic (and thus not sparged prior to tracer addition) had higher optode [O₂] than ambient [O₂]: in the deep oxycline at station PS2, ambient [O₂] was 6.8 μM and optode [O₂] was 14.8±0.2 μM; at the oxic-anoxic interface at station PS2, ambient [O₂] was 6.5 μM and optode [O₂] was 9.48±0.09 μM (Fig. S1, Table S1). Because of these few exceptions, we always report both optode and ambient [O₂] in the following figures and text.

2.4 Nitrous oxide isotopocule measurements

Two steps were taken to prepare incubation samples for N₂O isotopocule analysis immediately prior to measurement. First, a 5 mL aliquot was removed from each sample by syringe and replaced with He gas. These aliquots were refrigerated until analysis for [NO₂⁻] and [NH₄⁺] to check tracer and carrier additions, as mentioned above. After this aliquot was removed, 100 μL of ¹⁴NH₄Cl, Na¹⁴NO₂, or K¹⁴NO₃ carrier was added to each sample a final concentration of 54 μM, 262 μM, or 27 μM, respectively, to bring ¹⁵N tracer levels below 5000‰. Note that these carrier additions were different from the ¹⁴N carrier added to each incubation alongside ¹⁵N tracer; the purpose of the later carrier additions was to prevent exposure of the IRMS system to highly ¹⁵N-enriched substrates.

Formatted: English (US)

Deleted: -oxygen depths were not expected to occur under functional anoxia...

Formatted: English (US)

Deleted: -

Formatted: English (US)

Deleted: in

Formatted: English (US)

Formatted: English (US)

Deleted: of

Deleted: -

Formatted: English (US)

Formatted: English (US)

Deleted: -

Formatted: English (US)

Deleted: Immediately prior to isotope analysis

Formatted: English (US)

Formatted: English (US)

Deleted:

Formatted: English (US)

Formatted: English (US)

Deleted: -

Formatted: English (US)

500 Samples were measured for N₂O concentrations and ¹⁵N isotopocules on a custom-built purge and trap system coupled to a Thermo Finnigan DELTA V Plus IRMS, which was run in continuous flow mode and configured to measure *m/z* 30, 31, 44, 45, and 46 (McIlvin and Casciotti, 2010). These measurements were made under normal operating conditions, using an ionization energy of 124 eV, emission current of 1.50 mA, and accelerating voltage of 3 kV. Samples were analyzed alongside reference materials (B6, S2, and atmosphere-equilibrated seawater) to calibrate the IRMS for scrambling in the ion source with the pyisotopomer software package in Python (Kelly et al., 2023). The number ratios of isotopomers ¹⁴N¹⁵NO and
 505 ¹⁵N¹⁴NO were calculated as in Kelly et al., 2023, with the following modifications to account for contribution of ¹⁵N¹⁵NO to the molecular ion number ratios 46/44 (⁴⁶*R*) and 31/30 (³¹*R*), which, while negligible at natural abundance, becomes important in tracer experiments.

In natural abundance samples, pyisotopomer solves the following four equations to obtain ¹⁵*R*^α and ¹⁵*R*^β:

$$^{45}R = ^{15}R^{\alpha} + ^{15}R^{\beta} + ^{17}R \quad (1)$$

$$^{46}R = (^{15}R^{\alpha} + ^{15}R^{\beta})^{17}R + ^{18}R + ^{15}R^{\alpha}{}^{15}R^{\beta} \quad (2)$$

$$^{17}R/^{17}R_{\text{VSMOW}} = (^{18}R/^{18}R_{\text{VSMOW}})^{\beta} [\Delta(^{17}\text{O}) + 1] \quad (3)$$

$$^{31}R = \frac{(1 - \gamma)^{15}R^{\alpha} + \kappa^{15}R^{\beta} + ^{15}R^{\alpha}{}^{15}R^{\beta} + ^{17}R[1 + \gamma^{15}R^{\alpha} + (1 - \kappa)^{15}R^{\beta}]}{1 + \gamma^{15}R^{\alpha} + (1 - \kappa)^{15}R^{\beta}} \quad (4)$$

510 Where ⁴⁵*R*, ⁴⁶*R*, and ³¹*R* are the molecular ion number ratios 45/44, 46/44, and 31/30. ¹⁵*R*^α, ¹⁵*R*^β, ¹⁷*R* and ¹⁸*R* denote the number ratios of ¹⁴N¹⁵N¹⁶O, ¹⁵N¹⁴N¹⁶O, ¹⁴N₂¹⁷O, and ¹⁴N₂¹⁸O, respectively, to ¹⁴N₂¹⁶O. Here, Δ(¹⁷O) was assumed to be equal to 0. In these equations, the term (¹⁵*R*^α)(¹⁵*R*^β) represents the statistically expected contribution of ¹⁵N¹⁵N¹⁶O to the ⁴⁶*R* and ³¹*R* ion number ratios, based on the probabilities of forming ¹⁵N¹⁵N¹⁶O. The probability of getting ¹⁵N in N^α is given by ¹⁵*R*^α and the probability of getting ¹⁵N in N^β is given by ¹⁵*R*^β; furthermore, the two probabilities are assumed to be independent, so the probability of getting ¹⁵N in both positions would be (¹⁵*R*^α)(¹⁵*R*^β) (Kaiser et al., 2004). Predicting the concentration of ¹⁵N¹⁵N¹⁶O from the distribution of ¹⁵N in the singly-labeled molecules (¹⁵*R*^α and ¹⁵*R*^β) is a reasonable assumption for natural abundance samples, where the concentration of ¹⁵N¹⁵N¹⁶O is extremely low (Magyar et al., 2016; Kantnerová et al., 2022).

520 For ¹⁵N-labeled samples, however, we cannot predict ¹⁵N¹⁵N¹⁶O from the singly labeled molecules (¹⁵*R*^α and ¹⁵*R*^β). This is because the relationship between the formation of ¹⁵N¹⁵N¹⁶O, ¹⁴N¹⁵N¹⁶O, and ¹⁵N¹⁴N¹⁶O depends on production mechanism and the atom fraction of the substrate. For example, in ¹⁵N-NO_x experiments with denitrification occurring, there may be far more ¹⁵N¹⁵N¹⁶O molecules produced than the amount predicted from the production of ¹⁴N¹⁵N¹⁶O, and ¹⁵N¹⁴N¹⁶O. To account for this, we added a term to the equations for ⁴⁶*R* and ³¹*R* to account for the potential of excess ¹⁵N¹⁵N¹⁶O production (¹⁵N¹⁵N¹⁶O_{excess}) in tracer experiments;

Deleted: Samples were measured for N₂O concentrations and ¹⁵N isotopocules on a custom-built purge and trap system coupled to a Thermo Finnigan DELTA V Plus IRMS, which was run in continuous flow mode and configured to measure *m/z* 30, 31, 44, 45, and 46 (McIlvin and Casciotti 2010). These measurements were made under normal operating conditions, using an ionization energy of 124 eV, emission current of 1.50 mA, and accelerating voltage of 3 kV. Samples were analyzed alongside reference materials (B6, S2, and atmosphere-equilibrated seawater) to calibrate the IRMS for scrambling in the ion source with the pyisotopomer software package in Python (Kelly et al. 2023). The number ratios of isotopomers ¹⁴N¹⁵NO and ¹⁵N¹⁴NO were calculated as in Kelly et al. 2023, with the following modifications to account for the production of ¹⁵N¹⁵NO. ¶

Formatted: English (US)

Formatted Table

Deleted: 0.0020052^β

Formatted Table

Deleted: In these equations, the term (¹⁵*R*^α)(¹⁵*R*^β) represents the statistically expected contribution of ¹⁵N¹⁵N¹⁶O to the ⁴⁶*R* and ³¹*R* ion number ratios, based on the probabilities of forming ¹⁵N¹⁵N¹⁶O. The probability of getting ¹⁵N in N^α is assumed to be equal to ¹⁵*R*^α and the probability of getting ¹⁵N in N^β is assumed to be equal to ¹⁵*R*^β; furthermore, the two probabilities are assumed to be independent, so the probability of getting ¹⁵N in both positions would be (¹⁵*R*^α)(¹⁵*R*^β) (Kaiser et al. 2004). Predicting the concentration of ¹⁵N¹⁵N¹⁶O (... [62])

Deleted: -

Deleted: .

Formatted: English (US)

Formatted: English (US)

Formatted: English (US)

Formatted: English (US)

Deleted: -

Deleted: .

Deleted: when the

Deleted: rate is high

Formatted: English (US)

Formatted: English (US)

Formatted: English (US)

Formatted: English (US)

Deleted: production

Deleted: ¹⁵*R*^α

Deleted: ¹⁵*R*^β

Formatted: English (US)

Formatted: English (US)

Formatted: English (US)

Formatted: English (US)

$$^{46}R = (^{15}R^{\alpha} + ^{15}R^{\beta})^{17}R + ^{18}R + (^{15}R^{\alpha}^{15}R^{\beta})_{t_0} + ^{15}N^{15}N^{16}O_{excess} \quad (5)$$

$$^{31}R = \frac{(1 - \gamma)^{15}R^{\alpha} + \kappa^{15}R^{\beta} + (^{15}R^{\alpha}^{15}R^{\beta})_{t_0} + ^{15}N^{15}N^{16}O_{excess} + ^{17}R[1 + \gamma^{15}R^{\alpha} + (1 - \kappa)^{15}R^{\beta}]}{1 + \gamma^{15}R^{\alpha} + (1 - \kappa)^{15}R^{\beta}} \quad (6)$$

570 To quantify $^{15}N^{15}N^{16}O_{excess}$ in tracer samples, we assumed that any increase in ^{46}R over the course of the experiment is due to added $^{15}N^{15}N^{16}O$, i.e., that $\delta(^{18}O)$ remains constant. This should be a reasonable assumption while denitrification and N_2O consumption could cause natural abundance-level increases in $\delta(^{18}O)$ and thus ^{46}R (10's of per mil). N_2O production from ^{15}N -labeled substrates are expected to cause much greater increases in ^{46}R (100's to 1,000's of per mil). We calculated the term $^{15}N^{15}N^{16}O_{excess}$ by subtracting the mean ^{46}R at t_0 from the measured ^{46}R in later timepoints using the pyisotopomer template designed for tracer experiments (Kelly, 2023). Then, we used the "Tracers" function in pyisotopomer, which takes this $^{15}N^{15}N^{16}O_{excess}$ into account, to calculate $^{15}R^{\alpha}$ and $^{15}R^{\beta}$.

580 The concentration of $^{44}N_2O$ in each sample was calculated from m/z 44 peak area and a linear conversion factor, divided by the sample volume (McIlvin and Casciotti, 2010). The concentrations of $^{45}N_2O^{\alpha}$, $^{45}N_2O^{\beta}$, and $^{46}N_2O$ were finally calculated by multiplying $^{15}R^{\alpha}$, $^{15}R^{\beta}$, and ^{46}R by the average $[^{44}N_2O]$ across all timepoints for that tracer experiment. Average values of $[^{44}N_2O]$ were used to avoid aliasing random variability in $[^{44}N_2O]$ over increases in $^{15}R^{\alpha}$, $^{15}R^{\beta}$, and ^{46}R . The analytical precisions for N_2O isotopologue measurements, based on the pooled standard deviations of reference materials run alongside samples, were $\delta(^{15}N^{\alpha}) = 4.4\%$, $\delta(^{15}N^{\beta}) = 3.4\%$, $\delta(^{15}N^{bulk}) = 3.5\%$, and $\delta(^{18}O) = 2.1\%$. The analytical precision was poorer than that in a similar natural abundance dataset (Kelly et al., 2021) due to minor ^{15}N carry-over in some of the standards analyzed immediately following highly enriched samples.

585 2.5 Nitrite and nitrate isotope measurements

After N_2O analysis, approximately 2 mL sample remained in each bottle, which was prepared for analysis of $\delta(^{15}N_2NO_2^- + NO_3^-)$, $\delta(^{15}N_2NO_3^-)$, or $\delta(^{15}N_2NO_2^-)$, to determine the rates of NH_3 oxidation, NO_2^- oxidation, and NO_3^- reduction, depending on the tracer experiment. Samples incubated with $^{15}N_2NH_4^+$ were prepared for $\delta(^{15}N_2NO_2^- + NO_3^-)$ analysis using the denitrifier method (Sigman et al., 2001; Casciotti et al., 2002), with updates from McIlvin and Casciotti (2011), to determine rates of NH_3 oxidation. These samples were run on a ThermoFinnigan DELTA^{PLUS} XP IRMS alongside a process blank and reference materials USGS32, USGS34, and USGS35 (Böhlke et al., 2003) to obtain $\delta(^{15}N_2NO_2^- + NO_3^-)$.

595 Samples incubated with $^{15}N_2NO_2^-$ were first treated with 5% sulfamic acid (weight-by-volume, or 10 mM final concentration) to remove $^{15}N_2NO_2^-$ (Granger and Sigman, 2009), then prepared with the denitrifier method for $\delta(^{15}N_2NO_3^-)$ analysis (Sigman et al., 2001; Casciotti et al., 2002; McIlvin and Casciotti, 2011) to determine rates of NO_2^- oxidation. For these analyses,

Formatted Table	... [63]
Deleted: where $^{15}N^{15}N^{16}O_{excess}$ represents the amount of $^{15}N^{15}N^{16}O_{excess}$... [64]
Formatted	... [65]
Deleted: —	...
Formatted	... [66]
Deleted: -	...
Formatted	... [67]
Deleted: -	...
Formatted	... [68]
Deleted: (Kelly 2023).	...
Formatted	... [69]
Deleted: The concentration of $^{44}N_2O$ in each sample was	... [70]
Formatted	... [71]
Deleted: -	...
Formatted	... [72]
Formatted	... [73]
Formatted	... [74]
Deleted: -	...
Deleted: -	...
Formatted	... [75]
Formatted	... [76]
Formatted	... [77]
Formatted	... [78]
Formatted	... [79]
Formatted	... [80]
Deleted: -	...
Deleted: -	...
Formatted	... [81]
Formatted	... [82]
Formatted	... [83]
Formatted	... [84]
Deleted: (Sigman et al. 2001; Casciotti et al. 2002)	...
Formatted	... [85]
Formatted	... [86]
Formatted	... [87]
Deleted: -	...
Formatted	... [88]
Deleted: (Böhlke et al. 2003) to obtain $\delta(^{15}N_2NO_3^-)$...
Formatted	... [89]
Deleted: Samples incubated with $^{15}N_2NO_2^-$ were first treat	... [90]

660 reference materials USGS32, USGS34, and USGS35 (Böhlke et al., 2003) were also treated with 5% sulfamic acid and prepared with the denitrifier method alongside samples. Incubations with low ambient $[\text{NO}_3^-]$ had high $\delta(^{15}\text{N})$ values (>1000 ‰; Fig. S2). This is likely because NO_3^- is produced when sulfamic acid is added to NO_2^- (Granger and Sigman, 2009), so the sulfamic treatment probably chemically converted some $^{15}\text{N}\text{-NO}_2^-$ tracer to $^{15}\text{N}\text{-NO}_3^-$; additionally, $^{15}\text{N}\text{-NO}_3^-$ is a possible contaminant of the $^{15}\text{N}\text{-NO}_2^-$ tracer solutions. Regardless, this would have shifted all three timepoints equally, and thus should not introduce a bias into the slope of $\delta(^{15}\text{N}\text{-NO}_3^-)$ with time and the rates calculated there from.

670 Finally, samples incubated with $^{15}\text{N}\text{-NO}_3^-$ were prepared for $\delta(^{15}\text{N}\text{-NO}_2^-)$ isotopic analysis with the azide method (McIlvin and Altabet, 2005) to determine rates of NO_3^- reduction to NO_2^- . The 2 mL of remaining sample was transferred into 20 mL vials, where it was prepared alongside reference materials RSIL-N23, -N7373 and -N10219 (Casciotti et al., 2007). Reference materials were diluted from 200 mM working stocks into 3 mL NO_2^- -free seawater in 5 and 10 nmol quantities of NO_2^- to correct for the contribution of a consistent blank to a range of sample sizes. The analytical precisions for $\delta(^{15}\text{N}\text{-NO}_2^-)$, $\delta(^{15}\text{N}\text{-NO}_3^-)$, and $\delta(^{15}\text{N}\text{-NO}_2^-)$ were 0.9 ‰, 1.2 ‰, and 0.4 ‰, respectively. The $\delta(^{15}\text{N})$ analytical precision for the denitrifier and azide methods is typically better (Sigman et al., 2001; McIlvin and Altabet, 2005), but tracer measurements tend to have lower analytical precision than natural abundance measurements.

675 The rates of NH_4^+ and NO_2^- oxidation were calculated using a weighted least squares linear regression through product ^{15}N vs. incubation time (Fig. S3). Each sample was weighted by its uncertainty, which was calculated based on the slope and intercept of the calibration curve, blank peak area, and sample peak area (Appendix A). Although using this uncertainty calculation is complex, it allows for the assessment of relative error, and for the inclusion of low peak area samples that had high enough $\delta(^{15}\text{N})$ enrichments such that the relative error remained below 10% (and in most cases, 1%). A weighted least squares regression was used in place of an ordinary least squares regression to prevent samples with high uncertainties from biasing the slope estimate (e.g., two samples in Fig. S3b). Then, the rate was calculated by:

$$\text{rate (nM N/day)} = \frac{m(^{15}\text{F}_{\text{product}})[P]}{^{15}\text{F}_{\text{substrate}}} \quad (7)$$

685 where $m(^{15}\text{F}_{\text{product}})$ is the slope of the atom fraction of ^{15}N in the product vs. incubation time, $[P]$ is the mean product concentration (e.g., NO_3^- in a NO_2^- oxidation experiment), and $^{15}\text{F}_{\text{substrate}}$ is the atom fraction of ^{15}N in the substrate (e.g., NO_2^- in a NO_2^- oxidation experiment). Our method of estimating individual uncertainties was developed to deal with low NH_4^+ oxidation rates, which generated low peak areas in $\delta(^{15}\text{N}\text{-NO}_3^-)$ samples. Since the rates of NO_3^- reduction were generally much higher than the rates of NH_4^+ oxidation (Table S2), a parallel method was not needed to estimate individual uncertainties in samples measured with the azide method, i.e. $\delta(^{15}\text{N}\text{-NO}_2^-)$ measurements, so rates of NO_3^- reduction were with an ordinary least squares regression in eqn. (7) instead of a weighted least squares regression.

Deleted: NH_3

Formatted: English (US)

Formatted: Font color: Auto, English (US), Pattern: Clear

Formatted: English (US)

Deleted: -

Formatted: English (US)

Deleted: $\frac{\text{slope}(^{15}\text{F}_{\text{product}})[\text{product}]}{^{15}\text{F}_{\text{substrate}}}$

Deleted: slope

Deleted: product

Formatted: English (US)

Formatted: English (US)

Formatted: English (US)

Deleted: Rates

Deleted: calculated using equation (7), but with

Formatted: Font color: Text 1, English (US), Pattern: Clear

Formatted: English (US)

Deleted: since $\delta(^{15}\text{N}\text{-NO}_2^-)$ measurements were not accompanied by individual uncertainties

Formatted: English (US), Pattern: Clear (White)

Formatted: English (US)

2.6 Modeling N₂O production mechanisms

700 A time-dependent model was constructed to infer the rates and mechanisms of N₂O production from the measured isotopocule time courses in each incubation experiment. While it is possible to calculate rates of hybrid and bacterial N₂O production with linear regressions of ⁴⁵N₂O and ⁴⁶N₂O with time, (Trimmer et al., 2016), these calculations cannot take into account ¹⁵N transfer between substrates, and more importantly, produce separate rate estimates for separate tracer experiments. They also do not leverage the additional information provided by N₂O isotopomers. We sought to solve for a common set of N₂O production rate constants across the three parallel tracer experiments at a given station and depth, wherein the only differences between each tracer experiment were the starting concentrations of ¹⁴N and ¹⁵N in NH₄⁺, NO₂⁻, and NO₃⁻ (Fig. 2). The model encoded four different N₂O producing pathways: 1) **production from solely NH₄⁺**, which includes N₂O from hydroxylamine oxidation (referred to as Pathway 1 in Wan et al., 2023), hybrid production using cellular NO₂⁻ (referred to as Pathway 2 in Wan et al., 2023) and nitrifier-denitrification using cellular NO₂⁻; 2) **hybrid production** using extracellular NO₂⁻ (referred to as Pathway 3 in Wan et al., 2023); 3) **production from NO₂⁻**, i.e. denitrification or nitrifier-denitrification using extracellular NO₂⁻; and 4) **production from NO₃⁻**, i.e. denitrification using cellular NO₂⁻ (Fig. 2). Using this model, the relative importance of each of these pathways was determined at each incubation depth based on the production of ¹⁵N-labeled N₂O isotopocules in parallel experiments supplied with different ¹⁵N substrates.

Formatted: English (US), Subscript

Formatted: English (US)

Deleted: simple

Deleted: -

Formatted: English (US)

Formatted: English (US)

Deleted: (Trimmer et al. 2016), these calculations cannot take into account ¹⁵N exchange between substrates, and more importantly produce separate rate estimates for separate tracer experiments.

Formatted: English (US)

Deleted: Pathway 1

Formatted: English (US)

Formatted: English (US)

Formatted: English (US)

Deleted: Pathway 2),

Deleted: -

Deleted: ;

Deleted: ' (

Formatted: English (US)

Formatted: English (US)

Formatted: English (US)

Deleted: Pathway 3

Deleted: ;

Deleted: -

Formatted: English (US)

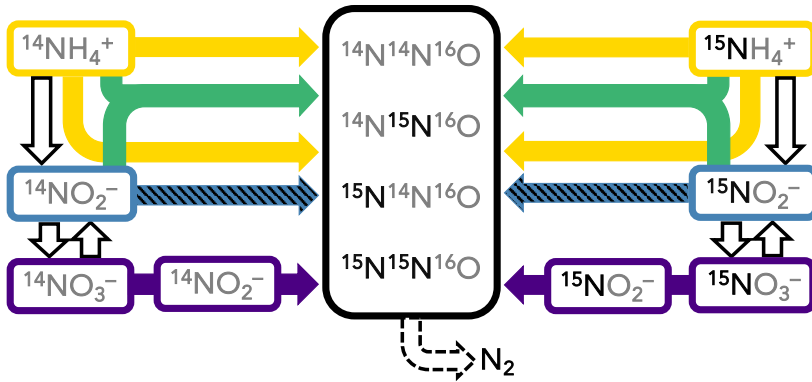
Formatted: English (US)

Formatted: English (US)

Formatted: English (US)

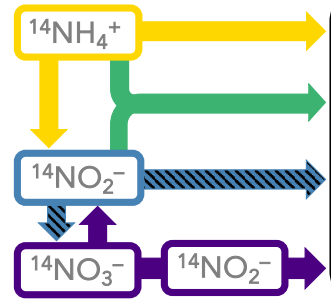
Deleted: -

Formatted: English (US)



Pathway name	Includes N ₂ O production from...	Corresponding process in Wan et al. (2023)
Production from solely NH ₄ ⁺	Hydroxylamine oxidation	Pathway 1
	Hybrid production using cellular NO ₂ ⁻	Pathway 2
	Nitrifier–denitrification using cellular NO ₂ ⁻	N/A
Hybrid production	Hybrid production using extracellular NO ₂ ⁻	Pathway 3
Production from NO ₂ ⁻	Denitrification or nitrifier–denitrification using extracellular NO ₂ ⁻	N/A
Production from NO ₃ ⁻	Denitrification using cellular NO ₂ ⁻	N/A

730 **Figure 2.** Schematic of the forward-running model used to solve for rates of N₂O production. Horizontal arrows represent processes whose rates are solved for, while vertical arrows represent processes whose rates are prescribed based on our experimental results. The model solves for 2nd-order rate constants for four N₂O-producing processes: 1) production from solely NH₄⁺ (yellow horizontal arrows), which includes N₂O from hydroxylamine oxidation (Wan et al., 2023 Pathway 1), hybrid production using cellular NO₂⁻ (Wan et al., 2023 Pathway 2), and nitrifier–denitrification using cellular NO₂⁻; 2) hybrid production using NH₄⁺ and extracellular NO₂⁻ (green arrows, Wan et al., 2023 Pathway 3); 3) production from NO₂⁻, i.e. denitrification or nitrifier–denitrification using extracellular NO₂⁻ (blue hatched horizontal arrows); and 4) production from NO₃⁻, i.e. denitrification or nitrifier–denitrification using cellular NO₂⁻ (indigo horizontal arrows). The model also solves for *f*, the proportion of N₂O derived from NO₂⁻ during hybrid N₂O production. NH₄⁺ oxidation (yellow vertical arrows), NO₂⁻ oxidation (blue hatched vertical arrows), and NO₃⁻ reduction to NO₂⁻ (indigo vertical arrows) are modeled as first-order rates to account for ¹⁵N transfer between substrate pools, as described in the main text. Finally, N₂O consumption (black dashed arrow) is modeled as first-order to N₂O. It is assumed that while the distribution of ¹⁵N in each tracer experiment at a given station and depth is different, the overall rates and mechanisms of N₂O production are the same regardless of which substrate is labeled. The model is optimized against the observed ⁴⁶N₂O, ⁴⁵N₂O, ⁴⁵N₂O, and ⁴⁴N₂O at each timepoint in each tracer experiment (black box).



Pathway name	Include:
Production from solely NH ₄ ⁺	Hyc
	Hybrid prc
	Nitrifier-den
Hybrid production	Hybrid prod
Production from NO ₂ ⁻	Denitrificator
Production from NO ₃ ⁻	Denitrifi

Deleted:

Deleted: -

Formatted: English (US)

Formatted: English (US)

Deleted: -

Deleted: -

Formatted: English (US)

Formatted: English (US)

Deleted: -

Formatted: English (US)

Deleted: -

Deleted: -

Formatted: English (US)

Formatted

... [91]

Deleted: -

Formatted

... [92]

Deleted: -

Deleted: exchange

Formatted: English (US)

Formatted: English (US)

Deleted: -

Formatted: English (US)

The concentration of each nitrogen species was modeled as:

$$N_{t+1} = N_t + \Delta t \left(\sum_{n=1}^i J_n^{source} - \sum_{n=1}^k J_n^{sink} \right) \quad (8)$$

where N_t is the concentration of a given N species (e.g., NH_4^+ , NO_2^- , NO_3^- or N_2O) at time t , N_{t+1} is its concentration at time $t+1$, Δt represents the model timestep (days), $\sum_{n=1}^i J_n^{source}$ is the sum of i individual source processes of that species (nM/day), and $\sum_{n=1}^k J_n^{sink}$ is the sum of k individual sink processes of that species (nM/day).

The pattern of N_2O isotopocule production for a given process was set by the total rate J of N_2O production for that process, multiplied by the probability of forming each isotopocule from a given pair of substrates. The probabilities of forming each isotopocule were based on the atom fractions of the two substrates from which the nitrogen atoms in N_2O are derived:

$$P(^{46}\text{N}_2\text{O}) = ({}^{15}F_1)({}^{15}F_2) \quad (9)$$

$$P(^{45}\text{N}_2\text{O}^\alpha) = f({}^{15}F_1)(1 - {}^{15}F_2) + (1 - f)(1 - {}^{15}F_1)({}^{15}F_2) \quad (10)$$

$$P(^{45}\text{N}_2\text{O}^\beta) = (1 - f)({}^{15}F_1)(1 - {}^{15}F_2) + f(1 - {}^{15}F_1)({}^{15}F_2) \quad (11)$$

$$P(^{44}\text{N}_2\text{O}) = (1 - {}^{15}F_1)(1 - {}^{15}F_2) \quad (12)$$

where $P(^{46}\text{N}_2\text{O})$, $P(^{45}\text{N}_2\text{O}^\alpha)$, $P(^{45}\text{N}_2\text{O}^\beta)$, and $P(^{44}\text{N}_2\text{O})$ are the probabilities of forming each isotopocule, ${}^{15}F_1$ is the atom fraction of ${}^{15}\text{N}$ in substrate 1, ${}^{15}F_2$ is the atom fraction of ${}^{15}\text{N}$ in substrate 2, and f is the proportion of N^α derived from substrate 1; $1 - f$ is the proportion of N^α derived from substrate 2. Assuming a 1:1 pairing of substrates 1 and 2, f also represents the proportion of N^β derived from substrate 2, and $1 - f$ represents the proportion of N^β derived from substrate 1. Processes that derive both nitrogen atoms from the same substrate pool are a special case of eqns. (9-12), where ${}^{15}F_1 = {}^{15}F_2$. Measuring bulk ${}^{45}\text{N}_2\text{O}$ production instead of individual isotopomers (Trimmer et al., 2016) is also a special case of eqns. (9-12), where $P(^{45}\text{N}_2\text{O}) = P(^{45}\text{N}_2\text{O}^\alpha) + P(^{45}\text{N}_2\text{O}^\beta)$ and f cancels out.

To represent each N_2O -producing J term in the model, the rates of N_2O production were modeled as second order:

$$J_i = k_i [\text{substrate}_1][\text{substrate}_2] \quad (13)$$

where J_i is the rate of N_2O production process i in nM N/day, k_i is a second-order rate constant for that process, $[\text{substrate}_1]$ is the concentration of substrate 1 for process i , and $[\text{substrate}_2]$ is the concentration of substrate 2 for process i . Each rate constant k_i was optimized in the model for each station and depth. Again, N_2O production processes that draw both nitrogen atoms from the same substrate are a special case, where $[\text{substrate}_1] = [\text{substrate}_2]$. J was multiplied by $1/2$ to convert the rate from nM

Deleted: $(\sum_{n=1}^i J_n^{source} - \sum_{n=1}^k J_n^{sink})$

Deleted: -

Deleted: ;

Formatted: English (US)

Formatted: English (US)

Formatted: English (US)

Deleted: $\sum_{n=1}^i J_n^{source}$

Formatted: English (US)

Formatted: English (US)

Formatted: English (US)

Deleted: $\sum_{n=1}^k J_n^{sink}$

Formatted: English (US)

Formatted Table

Formatted: English (US)

Formatted: English (US)

Formatted: English (US)

Formatted: English (US)

Formatted: English (US)

Deleted: (9-12), where ${}^{15}F_1 = {}^{15}F_2$. Measuring bulk ${}^{45}\text{N}_2\text{O}$ production instead of individual isotopomers (Trimmer et al. 2016) is also a special case of eqns. (9-

Formatted: English (US)

Deleted: -

Deleted: -

Formatted: English (US)

Formatted: English (US)

Formatted Table

Deleted: -

Formatted: English (US)

Formatted: English (US)

N/day to nM N₂O/day, which was then multiplied by eqns. (9-12) to obtain the rates of production of each isotopocule, (note that rates are reported in pM/day). For example, the rate of hybrid ⁴⁶N₂O production was represented as:

$$J_{\text{hybrid}}^{46\text{N}_2\text{O}} = 1/2 (k_{\text{hybrid}}[\text{NH}_4^+][\text{NO}_2^-]) \left({}^{15}\text{F}_{\text{NH}_4^+} \right) \left({}^{15}\text{F}_{\text{NO}_2^-} \right) \quad (14)$$

where $J_{\text{hybrid}}^{46\text{N}_2\text{O}}$ is the rate of ⁴⁶N₂O production via hybrid production in nM N₂O/day.

To relate the J terms to consumption of the substrate pools (NH₄⁺, NO₂⁻, and NO₃⁻), J draws upon the ¹⁵N and ¹⁴N substrate pools according to the atom fractions of ¹⁵N in each substrate:

$$J_i^{15} = J_i \cdot {}^{15}\text{F}_{\text{substrate}} \text{ and } J_i^{14} = J_i \cdot (1 - {}^{15}\text{F}_{\text{substrate}}) \quad (15)$$

where J_i^{15} and J_i^{14} are the rates of consumption of the ¹⁵N and ¹⁴N substrate pools by N₂O producing process i , J_i is the rate in nM N/day calculated in eqn. (13) for N₂O production process i , and ${}^{15}\text{F}_{\text{substrate}}$ is the atom fraction of ¹⁵N in the given substrate pool (NH₄⁺, NO₂⁻, and NO₃⁻). Essentially, eqn. (15) relates how each rate J_i draws from the ¹⁵N and ¹⁴N substrate pools, while eqns. (9-12) determine the ¹⁵N and ¹⁴N distribution in the product N₂O. For example, the rate of ¹⁵NH₄⁺ consumption by hybrid N₂O production was represented as:

$$J_{\text{hybrid}}^{15\text{NH}_4^+} = (k_{\text{hybrid}}[\text{NH}_4^+][\text{NO}_2^-]) \left({}^{15}\text{F}_{\text{NH}_4^+} \right) \quad (16)$$

where $J_{\text{hybrid}}^{15\text{NH}_4^+}$ is the rate of ¹⁵N-NH₄⁺ consumption via hybrid production in nM N/day. Eqn. (16) does not contain the factor of 1/2 in eqn. (14) because the units are nM N/day, not nM N₂O/day. Rates of ¹⁵N and ¹⁴N transfer between substrate pools via NH₃ oxidation, NO₂⁻ oxidation, and NO₃⁻ reduction were also included in the model. The model solves for N₂O production rates, given a set of NH₃ oxidation, NO₂⁻ oxidation, and NO₃⁻ reduction rates calculated in Sect. 2.5, eqn. (7) (Table S2). These rates were represented in the model as first-order:

$$J^{15} = \frac{k}{\alpha} [{}^{15}\text{N}] \text{ and } J^{14} = k [{}^{14}\text{N}] \quad (17)$$

Where J^{15} and J^{14} represent the rates of ¹⁵N and ¹⁴N transformation via NH₃ oxidation, NO₂⁻ oxidation, or NO₃⁻ reduction, k is a first-order rate constant derived from measured rates, α is a fractionation factor (Table S3), $[{}^{15}\text{N}]$ is the concentration of the ¹⁵N species, and $[{}^{14}\text{N}]$ is the concentration of the ¹⁴N species. N₂O consumption was modeled as first-order to the concentration of each isotopocule, based on the [O₂]-corrected rates of N₂O consumption measured on the same cruise (Sun et al., 2021a).

The model was optimized against isotopocule data at each timestep, in each tracer experiment (Fig. S4). The parameters being optimized (inputs to the cost function) were the 2nd-order rate constants k_i for N₂O production from solely NH₄⁺, N₂O production from NO₂⁻ via denitrification or nitrifier-denitrification, N₂O production from NO₃⁻ via denitrification, hybrid N₂O production using extracellular NO₂⁻, and f (Fig. 2). In the model, these are all separate processes that operate independently.

Deleted: -	
Deleted: .	
Formatted	... [93]
Formatted	... [94]
Formatted Table	... [95]
Deleted: N ₂ O consumption was modeled as first-order to	... [101]
Formatted	... [96]
Formatted	... [97]
Formatted	... [98]
Formatted	... [99]
Formatted	... [100]
Formatted	... [102]
Formatted	... [103]
Formatted Table	... [104]
Formatted	... [105]
Formatted	... [106]
Formatted	... [107]
Formatted	... [108]
Formatted	... [109]
Formatted	... [110]
Formatted	... [111]
Formatted	... [112]
Deleted: -	
Formatted	... [113]
Formatted Table	... [114]
Deleted: exchange	
Formatted	... [115]
Formatted	... [116]
Deleted: Unlike the	
Formatted	... [117]
Formatted	... [118]
Formatted	... [119]
Deleted: which were optimized for, NH ₄ ⁺	
Deleted: were constrained by the	
Formatted	... [120]
Formatted	... [121]
Deleted: -	
Formatted	... [122]
Formatted Table	... [123]
Deleted: Where J^{15} and J^{14} represent the rates of ¹⁵ N and	... [124]

The model was optimized using the Nelder–Mead Simplex algorithm (Nelder and Mead, 1965), implemented in the Scipy optimization library (Virtanen et al., 2020), which has been used successfully for natural abundance N₂O isotopocule models (Monreal et al., 2022). Model error was estimated by optimizing the model at each station and depth with 100 combinations of model parameters, randomly varying the initial concentrations of each ¹⁵N and ¹⁴N substrate and rate constants for NH₄ oxidation, NO₂⁻ oxidation, and NO₃⁻ oxidation by up to 25%.

To ground truth the model, rates of N₂O production obtained from the model were compared to the measured net rates of ⁴⁶N₂O production (Fig. S5). For processes drawing both nitrogen atoms from the same substrate pool (i.e., not hybrid production), the modeled rates of N₂O production from each substrate should correspond roughly to the net rate of ⁴⁶N₂O production from the same ¹⁵N-labeled substrate. Higher modeled rates of N₂O production from solely NH₄⁺ corresponded generally to higher net rates of ⁴⁶N₂O production from ¹⁵N-NH₄⁺ (Fig. S5a). Since the model cannot produce negative rates, negative net rates of ⁴⁶N₂O production from ¹⁵N-NH₄ corresponded to modeled N₂O production rates equal to zero (Fig. S5a). Modeled rates of N₂O production from NO₂⁻ and NO₃⁻ via denitrification also corresponded to higher measured rates of ⁴⁶N₂O production from ¹⁵N-NO₂⁻ and ¹⁵N-NO₃⁻, respectively (Fig. S5b, c).

3 Results

3.1 Depth distributions of oxygen, nitrite, and nitrous oxide

Station PS1, which was at the edge of the ODZ, represented a “background” station with no secondary NO₂⁻ maximum and a less pronounced minimum in [N₂O] below the oxycline (Fig. S6; Kelly et al., 2021). At station PS1, the oxic-anoxic interface defined in this study as the depth just above the ODZ occurred at the base of the mixed layer, at 100 m depth (Fig. S6). Station PS2 was near the geographic center of the oxygen-deficient region and had a secondary NO₂⁻ maximum of 2.2 μM, indicating functional anoxia (Fig. S6). The oxic-anoxic interface at Station PS2 occurred at 92 m depth (Fig. S6). Below the oxic-anoxic interface, [N₂O] declined to 4.5±0.3 nM before increasing again at the base of the secondary NO₂⁻ maximum and reaching a local maximum around 800 m depth. Station PS3 was approximately 12 miles from the coast of Mexico and had a shallow oxic-anoxic interface that moved up and down on timescales of days: on April 10th, the oxic-anoxic interface occurred at 40 m depth; two days later, the oxic-anoxic interface had deepened to 62 m depth. Experiments were performed at the oxic-anoxic interface on both days and are designated with abbreviations “Interface” and “Interface2” in the experimental metadata (Table S1). The chemical profiles from April 11th (Fig. S6), on which the near-surface [N₂O] maximum occurred at 61 m (Kelly et al., 2021), are displayed along with the rate data in this study. Station PS3 had a pronounced secondary NO₂⁻ maximum of 2.8 μM at 161 m depth (Fig. S6) and an NH₄⁺ maximum of 400 nM at 15 m depth (not shown). On April 11th, [N₂O] reached a maximum of 195±13 nM at the oxic-anoxic interface and declined below this depth. Below 600 m depth, [N₂O] began to increase again to 44±3 nM. At every station, a deep, secondary chlorophyll *a* maximum was observed near the oxic-anoxic interface, where photosynthetically active radiation was much reduced and [NO₃⁻] was abundant (Travis et al.,

Formatted	... [125]
Deleted: -	
Formatted	... [126]
Deleted: -	
Formatted	... [127]
Deleted: -	
Formatted	... [128]
Deleted: -	
Deleted: -	
Formatted	... [129]
Formatted	... [130]
Deleted: -	
Formatted	... [131]
Deleted: -	
Deleted: -	
Formatted	... [132]
Formatted	... [133]
Deleted: -	
Formatted	... [134]
Deleted: -	
Formatted	... [135]
Deleted: -	
Deleted: -	
Formatted	... [136]
Formatted	... [137]
Deleted: -	
Deleted: -	
Formatted	... [138]
Formatted	... [139]
Deleted: -	
Deleted: -	
Formatted	... [140]
Formatted	... [141]
Deleted: -	
Formatted	... [142]
Deleted: (Kelly et al. 2021)	
Formatted	... [143]
Deleted: -	
Formatted	... [144]
Deleted: -	
Deleted: (Travis et al. 2023)	
Formatted	... [145]

2023). This secondary chlorophyll *a* maximum tended to develop between the depths of the oxic-anoxic interface and secondary NO₂⁻ maximum (Travis et al., 2023).

3.2 Nitrification and nitrate reduction rates

NO₃⁻ reduction to NO₂⁻ occurred at rates ranging from 0.54±0.04 to 33.2±0.1 nM N/day (Table S2). There was a small, significant rate of NO₃⁻ reduction to NO₂⁻ in apparently aerobic waters near the surface at station PS1 (Fig. 3a). The highest rates of NO₃⁻ reduction to NO₂⁻ occurred in the deep, anoxic waters at station PS2 (33.24±0.01 nM N/day; Fig. 3d) and in the secondary chlorophyll maximum at station PS3 (19.2±0.1 nM N/day; Fig. 3g).

NO₂⁻ oxidation rates ranged from 13.05±0.08 nM N/day to 465±86 nM N/day (Table S2). The highest rates of NO₂⁻ oxidation occurred within apparently oxygen deficient waters, at 81.0±0.2 nM N/day in the secondary chlorophyll *a* maximum at station PS2 and at 465±86 nM N/day in the secondary NO₂⁻ maximum at station PS3 (Fig. 3e, h; Table S2). Note that these are potential rates, since the ¹⁵N addition was generally much greater than the ambient concentration (Lipschultz, 2008). In some cases, NO₂⁻ oxidation rates appeared negative due to a decrease in ¹⁵N-NO₃⁻ vs. incubation time (Fig. 3b, h), which was likely an artifact of the elevated to δ(¹⁵N) values in some of our ¹⁵N-NO₃⁻ treatments (discussed above). We chose, however, not to left censor the data.

NH₃ oxidation to NO₂⁻ occurred at small, but significant rates ranging from 0.19±0.0004 nM N/day to 4.68±0.07 nM N/day (Table S2). At every station, rates of NH₃ oxidation peaked near the base of the mixed layer, at the same depth as the near-surface [N₂O] maximum (Fig. 3c, f, i). At station PS2, NH₃ oxidation showed a secondary peak at the same depth as the deep [N₂O] maximum (Fig. 3f). At station PS3, there was also a small, significant rate of NH₃ oxidation (0.303±0.005 nM N/day) at 898 m, which was close to the bottom depth (Fig. 3j). Rates of NH₃ oxidation were generally lower than NO₃⁻ oxidation and undetectable in oxygen deficient waters (Fig. 3c, f, i).

Deleted: -

Formatted: English (US)

Formatted: English (US)

Deleted: .

Formatted: English (US)

Formatted: English (US)

Field Code Changed

Moved (insertion) [1]

Formatted: English (US)

Moved (insertion) [2]

Formatted: English (US)

Moved (insertion) [3]

Formatted: English (US)

Moved (insertion) [4]

Formatted: English (US)

Formatted: English (US)

Formatted: Normal

Deleted: -

Deleted: 3a, d, g

Formatted: English (US)

Formatted: English (US)

Deleted: 3d

Formatted: English (US)

Deleted: just above

Deleted: sediment-water interface

Deleted: 3g

Formatted: English (US)

Formatted: English (US)

Formatted: English (US)

Deleted: 3a, d, g

Formatted: English (US)

Formatted: English (US)

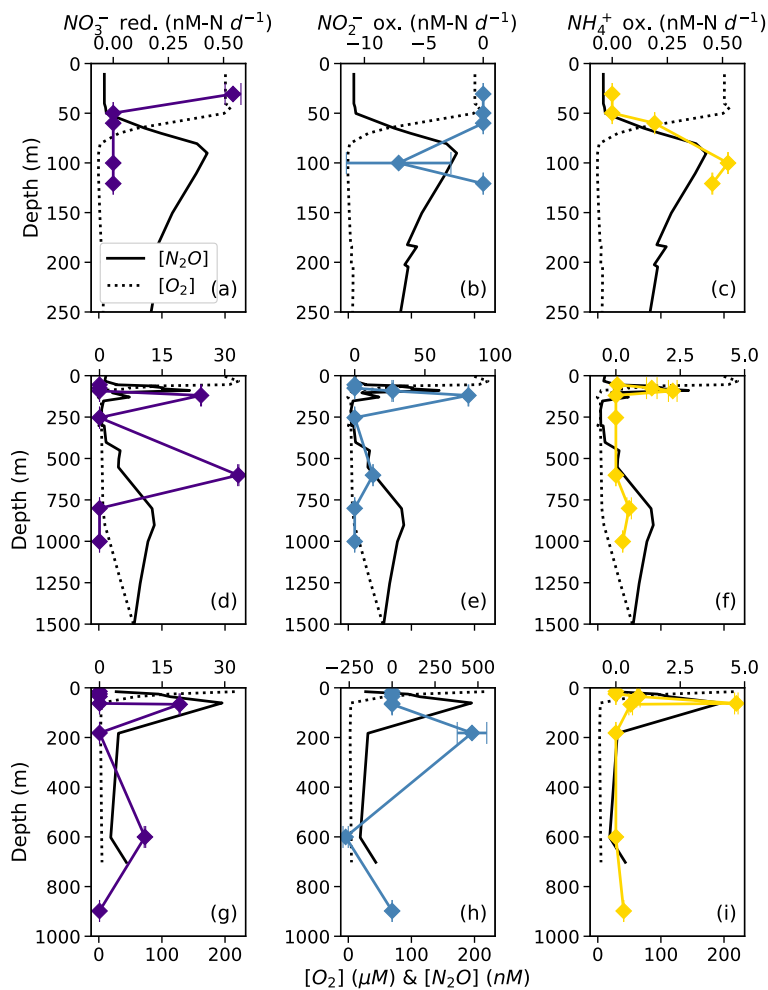


Figure 3. Rates of NO_3^- reduction to NO_2^- (a, d, g, indigo), NO_2^- oxidation to NO_3^- (b, e, h, blue), NH_4^+ oxidation to $\text{NO}_2^- + \text{NO}_3^-$ (c, f, i, yellow) at stations PSI (a-c), PS2 (d-f), and PS3 (g-i). Rates are plotted over depth profiles of dissolved $[\text{O}_2]$ (dashed lines) and $[\text{N}_2\text{O}]$ (solid lines, from Kelly et al., 2021). Error bars represent rate error, calculated from the error of the slope of product ^{15}N vs. time. Note the different x-axis scales for rate measurements (top) and $[\text{O}_2]$ and $[\text{N}_2\text{O}]$ (bottom).

Moved up [3]: The highest rates of NO_2^- oxidation occurred within apparently oxygen deficient waters, at 81.0 ± 0.2 nM N/day in the secondary chlorophyll *a* maximum at station PS2 and at 465 ± 86 nM N/day in the secondary NO_2^- maximum at station PS3 (Fig. 3e, h; Table S2).

Moved up [4]: incubation time (Fig.

Moved up [1]: NO_3^- reduction to NO_2^- occurred at rates ranging from 0.54 ± 0.04 to 33.2 ± 0.1 nM N/day (Table S2).

Deleted: NO_2^- oxidation occurred at higher rates than NH_4^+ oxidation, ranging from 13.05 ± 0.08 nM N/day to 465 ± 86 nM N/day (Table S2). ...

Deleted: Note that these are potential rates, since the ^{15}N addition was generally much greater than the ambient concentration (Lipschultz 2008). In some cases, NO_2^- oxidation rates appeared negative due to a decrease in $^{15}\text{N}\text{-NO}_3^-$ vs.

Deleted: 3b, h), but we chose not to left-censor the data.

Formatted: English (US)

Formatted: English (US)

Formatted: English (US)

Moved up [2]: The highest rates of NO_3^- reduction to NO_2^- occurred in the deep, anoxic waters at station PS2 (33.24 ± 0.01 nM

Deleted: 3f) and in the secondary chlorophyll maximum (... [146]

Deleted: NH_4^+ oxidation

Deleted: + NO_3^-

Deleted: yellow

Deleted: and NO_3^- reduction

Formatted: English (US)

Formatted: English (US)

Formatted: English (US)

Formatted: English (US)

Formatted: English (US)

Formatted: English (US)

Formatted: English (US)

Deleted: indigo

Deleted: -

Deleted: -

Deleted: -

Formatted: English (US)

Formatted: English (US)

Formatted: English (US)

Formatted: English (US)

Deleted: -

Formatted: English (US)

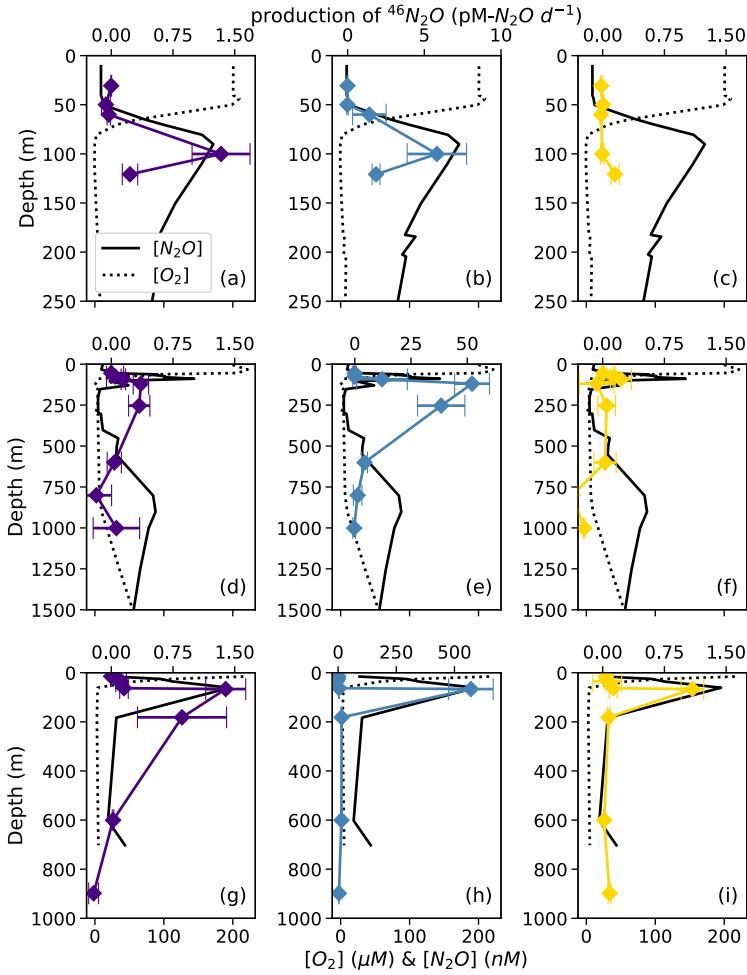


Figure 4. Net $^{46}\text{N}_2\text{O}$ production from $^{15}\text{N}\text{-NO}_3^-$ (a, d, g, indigo), $^{15}\text{N}\text{-NO}_2^-$ (b, e, h, blue), and $^{15}\text{N}\text{-NH}_4^+$ (c, f, i, yellow) at stations PS1 (a-c), PS2 (d-f), and PS3 (g-i). N_2O production rates are plotted over depth profiles of dissolved $[\text{O}_2]$ (dashed lines) and $[\text{N}_2\text{O}]$ (solid lines, from Kelly et al., 2021). Error bars are calculated from linear regression slope error of $^{46}\text{N}_2\text{O}$ vs. incubation time. Note the different x-axis scales for $^{46}\text{N}_2\text{O}$ production (top) and $[\text{O}_2]$ and $[\text{N}_2\text{O}]$ (bottom).

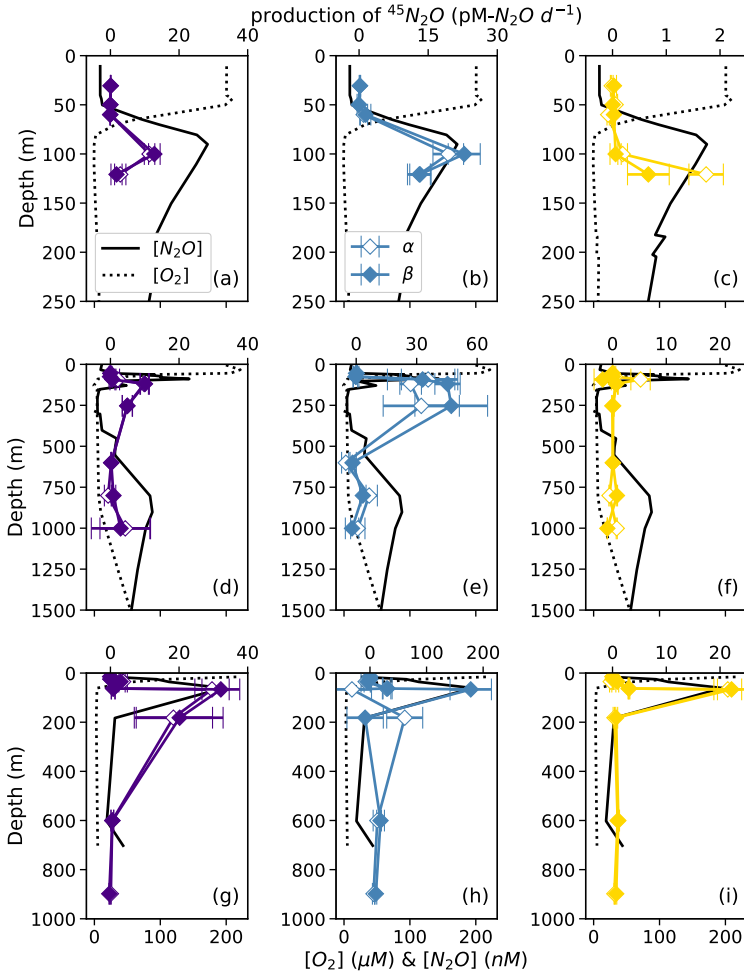


Figure 5. Net $^{45}\text{N}_2\text{O}\alpha$ (open symbols) and $^{45}\text{N}_2\text{O}\beta$ (closed symbols) production from $^{15}\text{N-NO}_3^-$ (a, d, g, indigo), $^{15}\text{N-NO}_2^-$ (b, e, h, blue), and $^{15}\text{N-NH}_4^+$ (c, f, i, yellow) at stations PS1 (a–c), PS2 (d–f), and PS3 (g–i). N_2O production rates are plotted over depth profiles of dissolved $[\text{O}_2]$ (dashed lines) and $[\text{N}_2\text{O}]$ (solid lines, from Kelly et al., 2021). Error bars are calculated from linear regression slope error of $^{45}\text{N}_2\text{O}$ vs. incubation time. Note the different x-axis scales for $^{45}\text{N}_2\text{O}$ production (top) and $[\text{O}_2]$ and $[\text{N}_2\text{O}]$ (bottom).

3.3 Net production rates of $^{45}\text{N}_2\text{O}^\alpha$, $^{45}\text{N}_2\text{O}^\beta$ and $^{46}\text{N}_2\text{O}$ (measured net rates)

At each station, the observed rates of net $^{46}\text{N}_2\text{O}$ (Fig. 4), $^{45}\text{N}_2\text{O}^\alpha$ and $^{45}\text{N}_2\text{O}^\beta$ (Fig. 5) production from $^{15}\text{N}_4\text{NH}_4^+$, $^{15}\text{N}_2\text{NO}_2^-$ and $^{15}\text{N}_2\text{NO}_3^-$ all peaked at or just below the oxic-anoxic interface, where the near surface $[\text{N}_2\text{O}]$ maximum was found. There were also relatively higher rates of net $^{46}\text{N}_2\text{O}$ production from $^{15}\text{N}_2\text{NO}_2^-$ and $^{15}\text{N}_2\text{NO}_3^-$ within the secondary NO_2^- maximum (253 m) at station PS2 (Fig. 4d–e). Relatively high rates of net $^{45}\text{N}_2\text{O}^\alpha$ and $^{45}\text{N}_2\text{O}^\beta$ production also occurred in the secondary NO_2^- maximum at stations PS2 (253m; Fig. 5d–e) and PS3 (182 m; Fig. 5g–h). The net rates of $^{45}\text{N}_2\text{O}^\alpha$ and $^{45}\text{N}_2\text{O}^\beta$ production varied in concert at almost every station and depth, with a few exceptions (Fig. 5).

For example, in the secondary NO_2^- maximum (182 m) at station PS3, in the $^{15}\text{N}_2\text{NO}_2^-$ experiment, the production of $^{45}\text{N}_2\text{O}^\alpha$ was 60 ± 30 pM $\text{N}_2\text{O}/\text{day}$ ($p = 0.09$) and there was no significant production of $^{45}\text{N}_2\text{O}^\beta$ (Fig. 5h). In the parallel $^{15}\text{N}_4\text{NH}_4^+$ experiment, the production of $^{45}\text{N}_2\text{O}^\beta$ was 0.7 ± 0.3 pM $\text{N}_2\text{O}/\text{day}$ ($p = 0.06$) and there was no significant production of $^{45}\text{N}_2\text{O}^\alpha$. At this station and depth, f (the proportion of N^α derived from NO_2^-) was equal to 0.9 ± 0.2 (Table S4). The second experiment in which labeling was unequal occurred at the oxic-anoxic interface (92 m) at station PS2, where in the $^{15}\text{N}_4\text{NH}_4^+$ experiment, the production of $^{45}\text{N}_2\text{O}^\alpha$ was 5 ± 2 pM $\text{N}_2\text{O}/\text{day}$ ($p = 0.02$) and there was no significant production of $^{45}\text{N}_2\text{O}^\beta$ (Fig. 5f). Here, f was equal to 0.2 ± 0.1 . Finally, at the mid-oxycline depth (25 m) at station PS3, in the $^{15}\text{N}_4\text{NH}_4^+$ experiment, the production of $^{45}\text{N}_2\text{O}^\alpha$ was 0.23 ± 0.8 pM $\text{N}_2\text{O}/\text{day}$ ($p = 0.02$) and there was no significant production of $^{45}\text{N}_2\text{O}^\beta$. Here, f was statistically indistinguishable from 0.

At many stations and depths, the net production of $^{45}\text{N}_2\text{O}^\alpha$ and $^{45}\text{N}_2\text{O}^\beta$ exceeded the values expected from $^{46}\text{N}_2\text{O}$ production for a process that draws both nitrogen atoms from the same substrate pool (Fig. S7). This expected value is calculated from the atom fraction of ^{15}N in the substrate and a binomial distribution of the isotopocules of N_2O during N_2O production (Trimmer et al., 2016):

$$p_{\text{expected}}^{45} = \frac{p^{46}}{\binom{15F}{2}} 2 \binom{15F}{1} (1 - 15F) = \frac{p^{46}}{15F} 2(1 - 15F) \quad (18)$$

where p_{expected}^{45} is the expected production of $^{45}\text{N}_2\text{O}^\alpha$ and $^{45}\text{N}_2\text{O}^\beta$ from a process that draws both nitrogen atoms from the same substrate pool, p^{46} is the net production rate of $^{46}\text{N}_2\text{O}$, and $15F$ is the atom fraction of ^{15}N in the substrate pool (for example, NO_2^- in a $^{15}\text{N}_2\text{NO}_2^-$ experiment). Then, excess production of $^{45}\text{N}_2\text{O}$ is any $^{45}\text{N}_2\text{O}$ production above and beyond this expected rate:

$$p_{\text{excess}}^{45} = p^{45} - p_{\text{expected}}^{45} = p^{45} - \frac{p^{46}}{15F} 2(1 - 15F) \quad (19)$$

Formatted	... [147]
Formatted	... [148]
Deleted: S7	
Formatted	... [149]
Deleted: S8	
Formatted	... [150]
Deleted: -	
Formatted	... [151]
Deleted: -	
Formatted	... [152]
Deleted: -	
Formatted	... [153]
Deleted: -	
Formatted	... [154]
Deleted: high	
Deleted: -	
Deleted: -	
Formatted	... [155]
Formatted	... [156]
Formatted	... [157]
Deleted: S6, S7e-f, High	
Formatted	... [158]
Deleted: 253 m	
Formatted	... [159]
Deleted: S6, S8e-f	
Formatted	... [160]
Deleted: S6, S8h-i	
Formatted	... [161]
Deleted: S8	
Formatted	... [162]
Deleted: -	
Formatted	... [163]
Deleted: 0.06±0.03 nM	
Formatted	... [164]
Deleted: S8h	
Deleted: -	
Formatted	... [165]
Formatted	... [166]
Deleted: 0007	
Deleted: 003 nM	
Formatted	... [167]
Formatted	... [168]
Deleted: S3	
Formatted	... [169]
Deleted: -	
Deleted: -	
Formatted	... [170]
Formatted	... [171]
Deleted: 0.005±0.002 nM	
Deleted: S8d	
Formatted	... [172]
Formatted	... [173]
Deleted: -	
Deleted: -	

where p^{45} is excess production of $^{45}\text{N}_2\text{O}$ above and beyond that expected for a process drawing both nitrogen atoms from the same pool and p^{45} is the measured net production of $^{45}\text{N}_2\text{O}$. The equations for $^{45}\text{N}_2\text{O}^\alpha$ and $^{45}\text{N}_2\text{O}^\beta$ are the same as eqn. (19), except for the factor of 2. In many of the $^{15}\text{N}_2\text{-NH}_4^+$ experiments, there was significant excess $^{45}\text{N}_2\text{O}^\alpha$ and $^{45}\text{N}_2\text{O}^\beta$ production (Fig. S7a). Similarly, there was significant excess $^{45}\text{N}_2\text{O}^\alpha$ and $^{45}\text{N}_2\text{O}^\beta$ production in many of the $^{15}\text{N}_2\text{-NO}_2^-$ experiments, although this was harder to discern due to the wider range of atom fractions in these experiments (Fig. S7b). In a few experiments, excess $^{45}\text{N}_2\text{O}^\alpha$ and $^{45}\text{N}_2\text{O}^\beta$ production diverged.

3.4 N_2O production mechanisms and yields (model results)

Based on model results, the rates of N_2O production from NO_3^- (denitrification using cellular NO_2^- , Fig. 2) were the highest among the N_2O production processes measured in this study. In suboxic to anoxic depths, the rates of N_2O production from NO_3^- were orders of magnitude higher than all the other N_2O production rates (Fig. 6). N_2O production from NO_3^- reached its maximum value ($1600 \pm 400 \text{ pM N}_2\text{O/day}$, Table S4) at the depth of the near surface $[\text{N}_2\text{O}]$ maximum at every station (Fig. 6a, e, i), where there were also high rates of NO_3^- reduction to NO_2^- at stations PS2 and PS3 (Fig. 6c, i). N_2O production from NO_2^- (denitrification using extracellular NO_2^- ; Fig. 2) exhibited lower rates, with a maximum of $510 \pm 30 \text{ pM N}_2\text{O/day}$ (Table S4). At stations PS1 and PS3, N_2O production from NO_2^- peaked at the depth of the near surface $[\text{N}_2\text{O}]$ maximum (Fig. 6b, j); at station PS2, N_2O production from NO_2^- was observed in the near surface $[\text{N}_2\text{O}]$ maximum but peaked in the secondary NO_2^- maximum (253 m, Fig. 6f).

Hybrid N_2O production occurred at a similar rate as N_2O production from NO_2^- , ranging from $0.061 \pm 0.005 \text{ pM N}_2\text{O/day}$ to $230 \pm 80 \text{ pM N}_2\text{O/day}$. Hybrid N_2O production peaked within the near surface $[\text{N}_2\text{O}]$ maximum at all stations (Fig. 6c, g, k). At station PS2, hybrid N_2O production exhibited the highest rates at the same depths as NH_3 oxidation, with a secondary peak in the deep $[\text{N}_2\text{O}]$ maximum (Fig. 6g). At station PS3, hybrid N_2O production, like NH_3 oxidation, exhibited a small, significant rate at 898 m, which was very close to the bottom depth at station PS3 (Table S4).

N_2O production from solely NH_4^+ occurred at the smallest rates overall, ranging from $0.010 \pm 0.004 \text{ pM N}_2\text{O/day}$ to $8 \pm 2 \text{ pM N}_2\text{O/day}$ (Table S4). N_2O production from solely NH_4^+ peaked around the near-surface $[\text{N}_2\text{O}]$ maximum at each station (Fig. 6d, h, l), as well as in the secondary NO_2^- maximum at station PS2 (Fig. 6h).

- Formatted [185]
- Formatted [186]
- Deleted: -
- Formatted [187]
- Deleted: S9a
- Formatted [188]
- Deleted: -
- Formatted [189]
- Deleted: S9b
- Formatted [190]
- Deleted: rates
- Formatted [191]
- Deleted: 4
- Formatted [192]
- Deleted: ranged from $6 \pm 3 \times 10^{-4} \text{ nM}$
- Formatted [193]
- Deleted: to $1.6 \pm 0.4 \text{ nM N}_2\text{O/day}$ (
- Formatted [194]
- Deleted: S3) and peaked
- Formatted [195]
- Deleted: same
- Formatted [196]
- Deleted: as
- Formatted [197]
- Deleted: 4c, g, k
- Formatted [198]
- Deleted: 4g, k
- Formatted [199]
- Deleted: -
- Deleted: ranging from $5.2 \pm 0.3 \times 10^{-5} \text{ nM N}_2\text{O/day}$ to 0.5 [201]
- Formatted [200]
- Formatted [202]
- Deleted: S3
- Deleted: same
- Deleted: as
- Deleted: 4b
- Formatted [203]
- Formatted [204]
- Formatted [205]
- Formatted [206]
- Deleted: exhibited high rates
- Formatted [207]
- Deleted: 4f). N_2O production from solely NH_4^+ occurred [208]
- Formatted [209]
- Deleted: $1.9 \pm$
- Deleted: $3 \times 10^{-4} \text{ nM}$
- Formatted [210]
- Formatted [211]
- Deleted: $0.23 \pm 0.08 \text{ nM}$
- Deleted: 4d, h, l
- Formatted [212]
- Formatted [213]
- Deleted: NH_4^+
- Formatted [214]

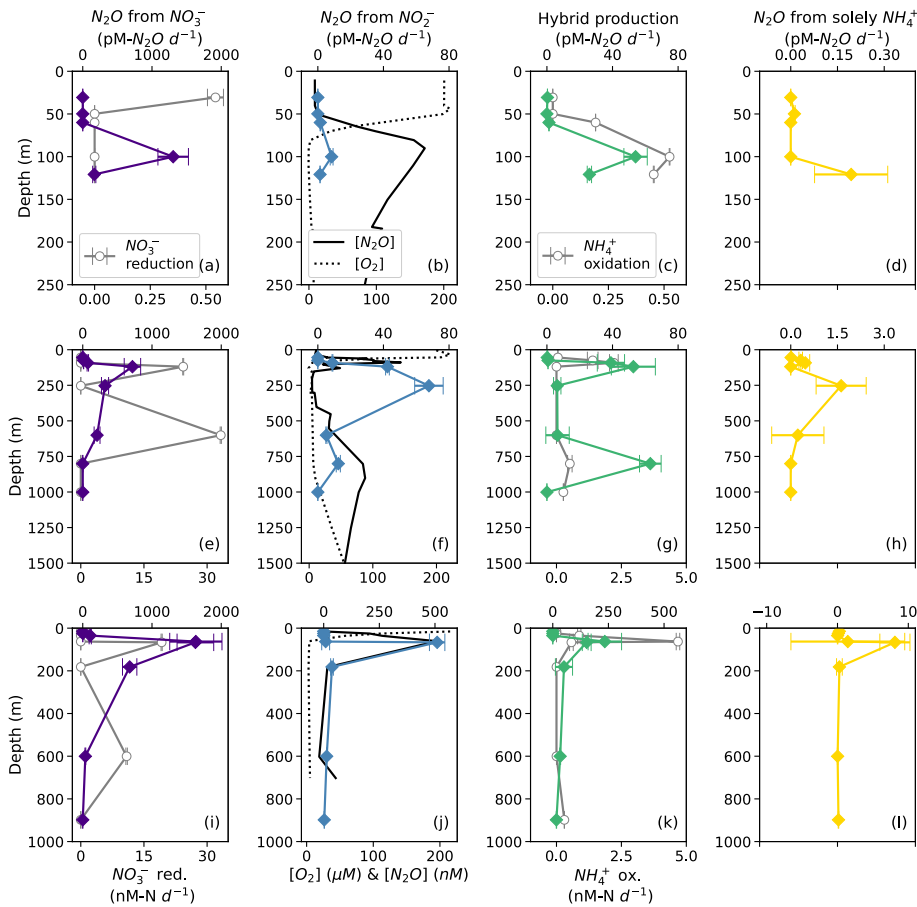
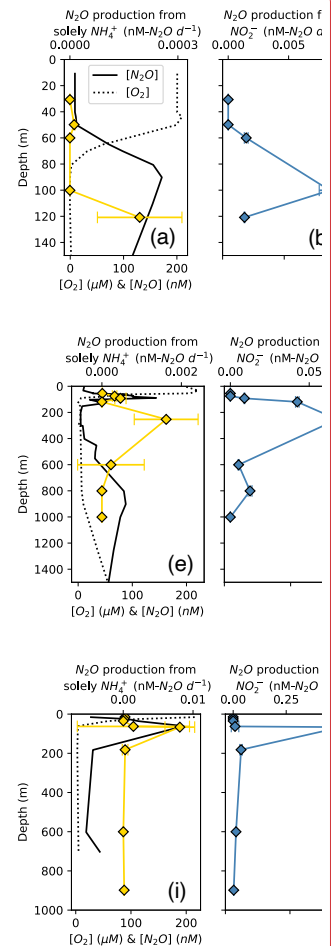


Figure 6. N_2O production from NO_3^- (a, e, i, indigo diamonds), N_2O production from NO_2^- (b, f, j, blue diamonds), hybrid N_2O production (c, g, k, green diamonds), and N_2O production from solely NH_4^+ (d, h, l, yellow diamonds) at stations PS1 (a, d), PS2 (e, h), and PS3 (i, l). Panels a, e, and i also show rates of NO_3^- reduction to NO_2^- (open circles). Panels b, f, and j show depth profiles of dissolved $[O_2]$ (dashed lines) and $[N_2O]$ (solid lines, from Kelly et al., 2021). Panels c, g, and k show rates of NH_3 oxidation (gray circles). N_2O production rate error bars are calculated from 100 model optimizations, varying key parameters by up to 25%. Note the different x-axis scales for NO_3^- reduction to NO_2^- (a, e, i, bottom), N_2O production (top), $[O_2]$ and $[N_2O]$ (b, f, j, bottom), and NH_3 oxidation (c, g, k, bottom).



Deleted:

Deleted: 4

Deleted: solely NH_4^+

Deleted: yellow

Deleted: N_2O production from NO_3^- (c, g, k, indigo diamonds) [220]

Formatted: English (US)

Formatted: English (US)

Formatted: English (US)

Formatted: English (US)

Formatted: English (US)

Deleted: d, h, l

Deleted: -

Deleted: -

Formatted

[221]

Formatted: English (US)

Deleted: -

Formatted: English (US)

Formatted

[222]

Deleted: show rates of NO_3^- reduction to NO_2^- (gray circles) [223]

Formatted: English (US)

Deleted: -

230

235

270 The percentage of N₂O production from NH₄⁺ comprised by hybrid N₂O was calculated as:

$$\% \text{ hybrid} = \frac{\text{hybrid } N_2O \left(\frac{nM N_2O}{\text{day}} \right)}{N_2O \text{ from hydroxylamine} \left(\frac{nM N_2O}{\text{day}} \right) + \text{hybrid } N_2O \left(\frac{nM N_2O}{\text{day}} \right)} \quad (20)$$

275 On average, hybrid N₂O production was 86±28% of N₂O production from NH₄⁺. Hybrid N₂O production was > 75% of the total N₂O production from NH₄⁺ at all stations and depths except for the top of the oxycline at station PS1 (Fig. 7a), the middle of the oxycline at station PS2 (Fig. 7b), and the top of the oxycline at station PS3 (Fig. 7c), where it comprised 0%, 68%, and 19% of N₂O production from NH₄⁺, respectively. Hybrid production as a percentage of total N₂O production from NH₄⁺ declined with increasing dissolved oxygen (Fig. S8), although more measurements are needed to fully evaluate this trend.

280 The percentage of hybrid N₂O production as a proportion of total N₂O production was more variable and tended to decline with decreasing dissolved oxygen as production from NO₃⁻ increased (Fig. 7). Hybrid N₂O production was greater than 75% of total N₂O production only at the surface at station PS1 (Fig. 7a), the top of the oxycline and deep [N₂O] maximum at station PS2 (Fig. 7b), and the deep [N₂O] maximum at station PS3 (Fig. 7c).

285 N₂O production from NO₃⁻ comprised a much greater proportion of total N₂O production overall (Fig. 7). In the near-surface [N₂O] maximum at station PS1, N₂O production was predominantly (95.4%) from NO₃⁻, with smaller contributions from hybrid production (4.0%) and denitrification from NO₂⁻ (0.6%; Fig. 7a). In the near-surface [N₂O] maximum at station PS2, N₂O was produced 60.2% from NO₃⁻, 32.1% from hybrid production, 7.3% from NO₂⁻, and 0.4% from solely NH₄⁺ (Fig. 7b). In the near-surface [N₂O] maximum at station PS3, N₂O production was 87.0% from NO₃⁻, 12.4% from hybrid production, 0.5% from NO₂⁻, and 0.1% from solely NH₄⁺ (Fig. 7c).

Formatted Table

Formatted: English (US)

Deleted: 5a

Formatted: English (US)

Deleted: 5b

Deleted: 5c

Formatted: English (US)

Formatted: English (US)

Deleted: S10

Formatted: English (US)

Deleted: -

Deleted: 5

Formatted: English (US)

Formatted: English (US)

Deleted: 5a

Formatted: English (US)

Deleted: 5b

Deleted: 5c

Formatted: English (US)

Formatted: English (US)

Deleted: 5

Deleted: -

Formatted: English (US)

Formatted: English (US)

Deleted: 5a

Deleted: -

Formatted: English (US)

Formatted: English (US)

Deleted: 5b

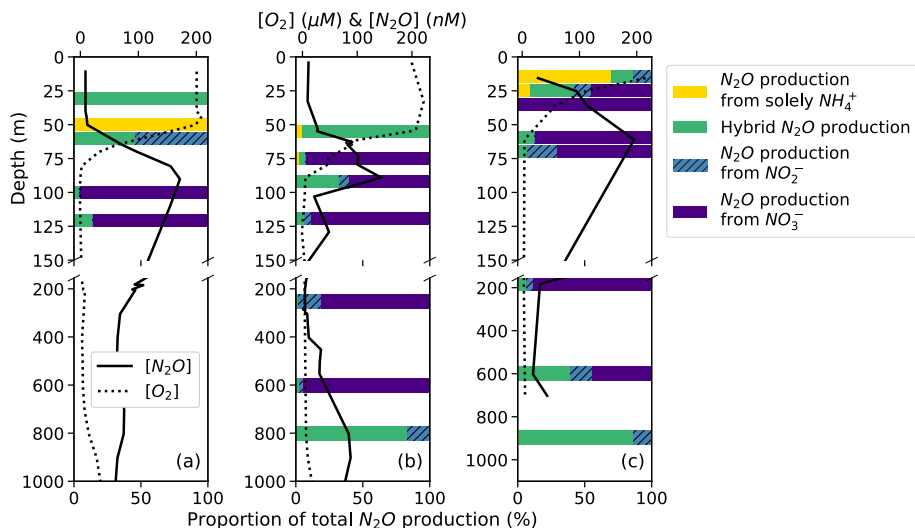
Formatted: English (US)

Deleted: -

Formatted: English (US)

Deleted: 5c

Formatted: English (US)



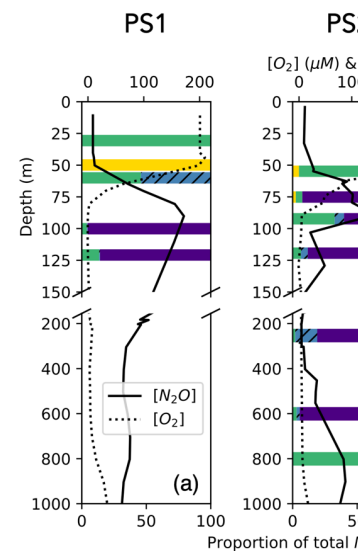
305 **Figure 2.** N₂O production from solely NH₄⁺ (yellow bars), hybrid N₂O production (green bars), N₂O production from NO₂⁻ (blue hatched bars), and N₂O production from NO₃⁻ (indigo bars) as proportions of total N₂O production at stations PS1 (a), PS2 (b), and PS3 (c). Data are plotted over depth profiles of dissolved [O₂] (dashed lines) and [N₂O] (solid lines, from Kelly et al., 2021). Note broken y-axes and different x-axis scales for [O₂] and [N₂O] (top) and proportions (bottom).

3.5 Oxygen dependence of N₂O production

310 The oxygen dependencies of N₂O production pathways were determined by fitting model derived N₂O production pathways vs. [O₂] using the following rate law:

$$rate = ae^{-b[O_2]} \quad (21)$$

315 In this analysis, both ambient [O₂] measured by the Sea-Bird sensor mounted on the rosette (“ambient [O₂]”) and [O₂] measured by chemiluminescent optodes mounted inside incubation bottles (“incubation [O₂]”) were examined. The rate dependencies on ambient and incubation [O₂] reflect both preconditioning (i.e., the ambient [O₂] in which the microbial community was living before the incubation experiment), and response to perturbation (i.e., the experimental conditions inside the incubation bottles, if different from the environment). Those incubations that had higher incubation [O₂] than the ambient [O₂], had received small oxygen perturbations.



Deleted:

Deleted: 5

Formatted: English (US)

Formatted: English (US)

Deleted: station

Formatted: English (US)

Deleted: -

Deleted: -

Deleted: →

Formatted: English (US)

Formatted: English (US)

Formatted: English (US)

Formatted

... [225]

Formatted Table

Deleted: -

Formatted: English (US)

Formatted: English (US)

Deleted: (Fig. 6).

Formatted: English (US)

Deleted: In particular, those

Formatted: English (US)

340 N₂O production via denitrification exhibited an exponentially declining relationship with dissolved O₂, where N₂O production from NO₂⁻ was more inhibited by dissolved O₂ than N₂O production from NO₃⁻ (Fig. 8). When looking at the oxygen dependence of denitrification, we found several instances of N₂O production from NO₃⁻ via denitrification with dissolved [O₂] greater than 3 μM (Fig. 8a–b). For example, at the oxic–anoxic interface at station PS2, where ambient [O₂] was 6.49 μM and incubation [O₂] was 6.29±0.07 μM (Table S1), N₂O production from NO₃⁻ was 70±10 pM N₂O/day (Fig. 6e, Table S4). N₂O production from NO₂⁻ at the same station and depth was 8.9±0.2 pM N₂O/day (Fig. 6f, Table S4). Similarly, at the oxic–anoxic interface of station PS3, where ambient [O₂] was 12.48 μM and incubation [O₂] was 6.64±0.03 μM (Table S1), N₂O production from NO₃⁻ was 120±20 pM N₂O/day (Fig. 6i, Table S4). There were also two anoxic depths at station PS2 that were not sparged with He before tracer addition (“base of ODZ” and “deep ODZ core”), where ambient [O₂] was below detection but incubation [O₂] was significantly elevated (17.7±0.1 μM and 19.2±0.8 μM, respectively; Table S1). At these depths, N₂O production from NO₂⁻ was 12±1 pM N₂O/day and 5.2±0.4 pM N₂O/day, respectively (Fig. 6f, Table S4). N₂O production from NO₃⁻ at the “deep ODZ core” depth was 210±40 pM N₂O/day (Table S4).

Moved (insertion) [5]

Formatted: English (US)

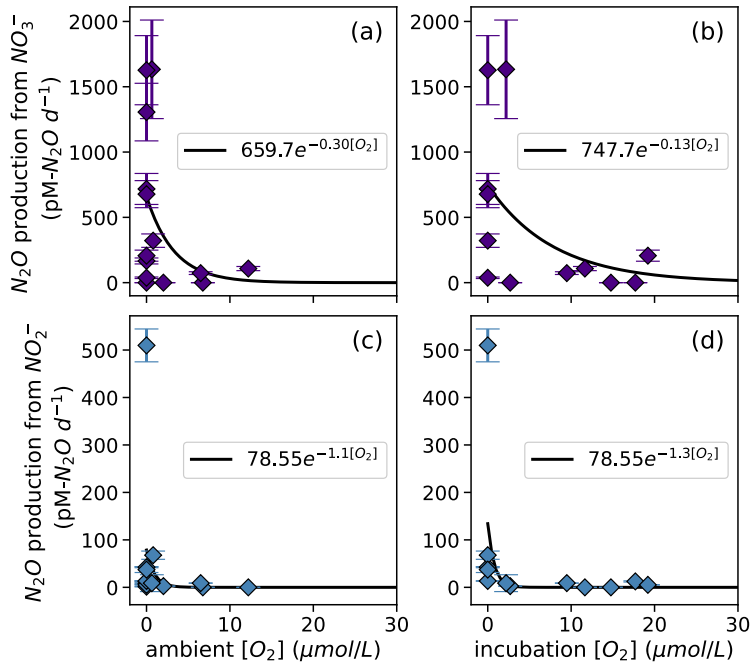


Figure 8. N_2O production from NO_3^- via denitrification (a, b) and from NO_2^- via denitrification (c, d), measured at a range of $[\text{O}_2]$ measured by a Seabird sensor (a, c) or by chemiluminescent optodes mounted inside incubation bottles (b, d). Curves of form $\text{yield} = ae^{-b[\text{O}_2]}$ are fit through the data (black lines); values of a and b are shown in white boxes in each plot.

Hybrid N_2O production rates also decreased exponentially with increasing dissolved $[\text{O}_2]$ (Fig. 9a–b). Fitting hybrid rates vs. ambient $[\text{O}_2]$ produced a rate Eq. (21) with $a = 65.83$ and $b = 0.17$ (Fig. 9a); hybrid rates vs. incubation $[\text{O}_2]$ produced fits with $a = 76.26$ and $b = 0.067$ (Fig. 9b).

Moved (insertion) [6]

Formatted: English (US)

Formatted: English (US)

Formatted: English (US)

Deleted: 6

Formatted: English (US)

Formatted: English (US)

Formatted: English (US)

Deleted: equation (19)

Deleted: 0.066

Deleted: 6a

Formatted: English (US)

Formatted: English (US)

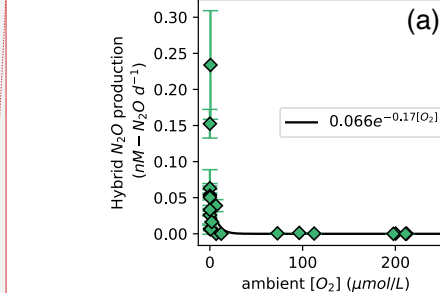
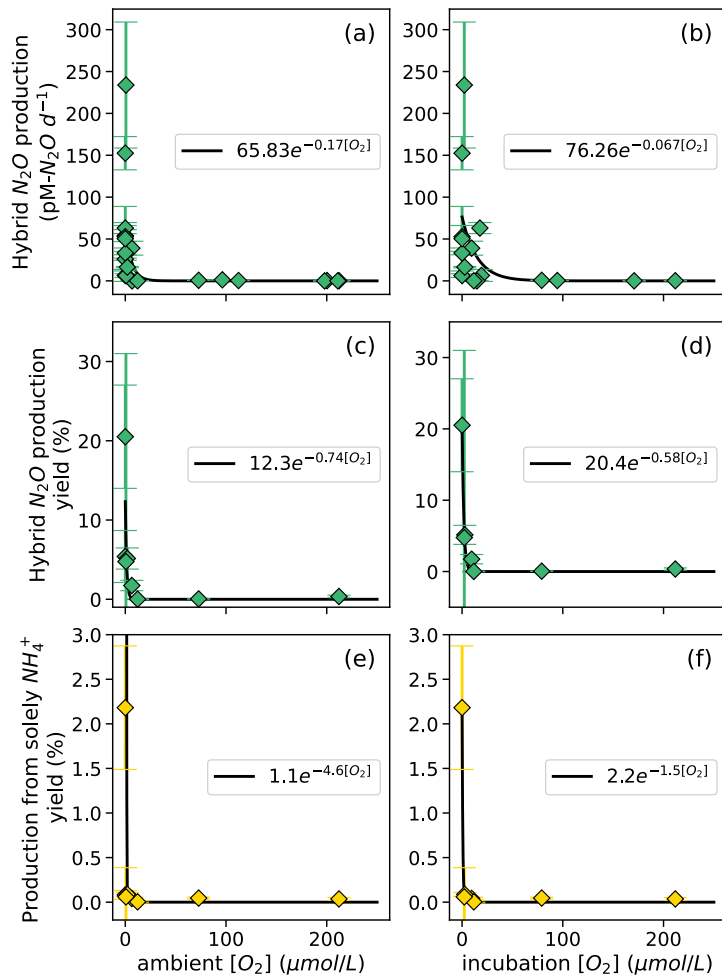
Formatted: English (US)

Deleted: 0.076

Deleted: 6b).

Formatted: English (US)

Formatted: English (US)



Deleted:

Deleted: 6

Deleted: green diamonds),

Formatted: English (US)

Formatted: English (US)

Formatted: English (US)

Deleted: sample

Formatted: English (US)

Formatted: English (US)

Formatted: English (US)

365 **Figure 9.** Hybrid N₂O production rates (a,b), N₂O yield (%) during hybrid production (c, d), and N₂O yield (%) during production from solely NH₄⁺ (e, f) along a range of ambient [O₂] measured by a Seabird sensor for the Niskin bottles from which samples were taken (a, c, e) and [O₂] measured by chemiluminescent optodes mounted inside incubation bottles (b, d, f). Error bars are calculated from 100 model optimizations, varying key parameters by up to 25%. **Yields are only calculated at stations and depths where rates**

of NH₃ oxidation are greater than 0. Curves of form rate = $ae^{-b[O_2]}$ are fit through the data (black lines); values of *a* and *b* are shown in white boxes in each plot.

The rate of N₂O production from solely NH₄⁺ also decreased exponentially with increasing dissolved [O₂]. The highest rates of N₂O production from solely NH₄⁺ occurred in the secondary chlorophyll maximum at station PS3 (Table S4), where dissolved oxygen was below detection. N₂O yield during production from solely NH₄⁺ also exhibited exponentially decreasing relationships with dissolved [O₂] (Fig. 9c-f). To ensure mass balance in terms of NH₄⁺ consumption (Fig. S9), N₂O yield (%) during production from solely NH₄⁺ was calculated as:

$$\text{yield (\%)} = \frac{2 [N_2O \text{ from solely } NH_4^+ (\text{nM } N_2O / \text{day})]}{2 [N_2O \text{ from solely } NH_4^+ (\text{nM } N_2O / \text{day})] + \text{hybrid } N_2O (\text{nM } N_2O / \text{day}) + NH_3 \text{ oxidation } (\text{nM } N / \text{day})} \quad (22)$$

where N₂O production from solely NH₄⁺ is in units of nM N₂O/day, hybrid N₂O production is in units of nM N₂O/day, and NH₃ oxidation to NO₂⁻ is in units of nM N/day. This assumes that the formation of N₂O from solely NH₄⁺ draws two nitrogen atoms from the NH₄⁺ pool, while hybrid N₂O production and the oxidation of NH₄⁺ to NO₂⁻ each draw one atom from the NH₄⁺ pool (Fig. S9). Following the same convention, N₂O yield (%) during hybrid production was calculated as:

$$\text{yield (\%)} = \frac{\text{hybrid } N_2O (\text{nM } N_2O / \text{day})}{2 [N_2O \text{ from solely } NH_4^+ (\text{nM } N_2O / \text{day})] + \text{hybrid } N_2O (\text{nM } N_2O / \text{day}) + NH_3 \text{ oxidation } (\text{nM } N / \text{day})} \quad (23)$$

The maximum N₂O yield from hybrid production was 21±7% (Fig. 9c, d), while the maximum N₂O yield during production from solely NH₄⁺ was 2.2±0.7% (Fig. 9e, f). N₂O yield during production from solely NH₄⁺ declined more sharply with increased O₂ than N₂O yield during hybrid production (Fig. 9c-f).

4 Discussion

In this study, we found that N₂O production from denitrification was the dominant source of N₂O both within the ODZ and in the upper oxycline. Hybrid N₂O production was a smaller but significant contributor to N₂O in the upper oxycline, and the primary source of N₂O in the deep oxycline. N₂O production from solely NH₄⁺ – which includes N₂O from hydroxylamine oxidation, hybrid production with cellular NO₂⁻, and nitrifier-denitrification with cellular NO₂⁻ – was negligible everywhere except surface waters. Our findings of equal formation of ⁴⁵N₂O^α and ⁴⁵N₂O^β in most experiments indicate that N^α retains an equal proportion of NO₂⁻ and NH₄⁺-derived N during hybrid production, which may imply that hybrid N₂O production exhibits a constant δ(¹⁵N^{sp}). All of the processes measured in this study exhibited a strong dependence on dissolved oxygen, although denitrification was less inhibited by dissolved oxygen than previous work would suggest.

Formatted: English (US)

Formatted: English (US)

Formatted: English (US)

Deleted: S3

Formatted: English (US)

Deleted: 7

Deleted: S11

Formatted: English (US)

Formatted: English (US)

Formatted Table

Formatted: English (US)

Formatted: English (US), Not Superscript/ Subscript

Formatted: English (US)

Deleted: S11

Formatted: English (US)

Formatted Table

Formatted: English (US)

Formatted: English (US)

Deleted: 7a, b), while the maximum N₂O yield from hybrid production was 21±7% (Fig. 7c, d).

Formatted: English (US)

Deleted: 7). N₂O production via denitrification also exhibited an exponential relationship with dissolved O₂, where N₂O production from NO₂⁻ was more inhibited by dissolved O₂ than N₂O production from NO₃⁻ (Fig. 7e-h).

Formatted: English (US)

Moved up [5]: There were also two anoxic depths at station PS2 that were not sparged with He before tracer addition ("base of ODZ" and "deep ODZ core"), where ambient [O₂] was below detection but incubation [O₂] was significantly elevated (17.7±0.1 μM and 19.2±0.8 μM, respectively; Table S1).

Moved up [6]: Curves of form yield = ae^{-O_2} are fit through the data (black lines); values of *a* and *b* are shown in white boxes in each plot.

Deleted: ¶

When looking at the oxygen dependence of denitrification, we found several non-zero rates of N₂O production from NO₂⁻ via denitrification with dissolved [O₂] greater than 3 μM. For (... [226])

Deleted: At these depths, N₂O production from NO₂⁻ wa (... [227])

Formatted: English (US)

Formatted: English (US)

Formatted: English (US)

Formatted: English (US)

Deleted: 4.1

4.1 Rates of N₂O production via denitrification

450 Based on our rate data, N₂O production from NO₃⁻ is the dominant source of N₂O in both the near-surface [N₂O] maximum and the anoxic ODZ core. This agrees well with natural abundance isotopocule measurements in the ETNP, which indicate that the near surface [N₂O] maximum is likely to be comprised of ~80% N₂O produced via denitrification and ~20% N₂O produced via nitrification or archaeal N₂O production, producing a local minimum in $\delta(^{15}\text{N}^{\text{sp}})$ (Kelly et al., 2021). Natural abundance isotopomer work has shown that N₂O production from NO₃⁻ could be an important source of N₂O in the anoxic core of ODZs, as long as it has a positive $\delta(^{15}\text{N}^{\text{sp}})$ (Casciotti et al., 2018; Kelly et al., 2021; Monreal et al., 2022). While denitrification is generally accepted to produce N₂O with $\delta(^{15}\text{N}^{\text{sp}}) \approx 0\%$ (Sutka et al., 2006; other refs), some strains of denitrifying bacteria can produce N₂O with $\delta(^{15}\text{N}^{\text{sp}}) = 10\text{--}22\%$ (Toyoda et al., 2005; Wang et al., 2023) and denitrifying fungi produce N₂O with $\delta(^{15}\text{N}^{\text{sp}}) = 35\text{--}37\%$ (Sutka et al., 2008; Rohe et al., 2014; Yang et al., 2014; Lazo-Murphy et al., 2022). Here, the dominance of N₂O production from ¹⁵N-NO₃⁻, combined with parallel natural abundance isotopomer studies, suggest that strains of denitrifying bacteria and fungi that produce N₂O with a high site preference may be important contributors to N₂O in the core of ODZs. The importance of N₂O production from NO₃⁻ also presents an important exception to the modular view of the microbial nitrogen cycle network, which holds that intermediates are passed externally from one cell to the next, rather than being held internally (Kuypers et al., 2018). N₂O production from NO₃⁻ that utilizes an internal NO₂⁻ pool is currently left out of most biogeochemical models of nitrogen cycling in and around oxygen-deficient zones (Bianchi et al., 2023), and modeling work is needed that includes this as a source of N₂O.

4.2 Pathways of hybrid N₂O production and implications for hybrid $\delta(^{15}\text{N}^{\text{sp}})$

470 Hybrid N₂O production peaked in the same depths as NH₃ oxidation (Fig. 6c, g, k), which were also the depths at which ammonia-oxidizing archaea were most abundant (Frey et al., 2023), consistent with N₂O production associated with ammonia-oxidizing archaea. At most stations and depths, the production of ⁴⁵N₂O^α and ⁴⁵N₂O^β in both the ¹⁵N-NO₂⁻ and ¹⁵N-NH₄⁺ experiments were roughly equal. From this we conclude that during hybrid formation, N^α and N^β each retained nitrogen atoms derived from both NH₄⁺ and NO₂⁻. The equal formation of ⁴⁵N₂O^α and ⁴⁵N₂O^β led to values of *f* within error of 0.5 in most of our experiments (Table S4), and the mean value of *f* across all stations and depths was 0.5±0.2. This means that during hybrid N₂O production, half of the N^α atoms were derived from NO₂⁻, and half were derived from NH₄⁺ (likewise for N^β).

475 Although our data do not allow us to comment directly on the enzymatic machinery of hybrid N₂O formation, our data can be used to theorize hypothetical pathways for hybrid N₂O production. Firstly, we see much higher rates of hybrid production using ambient NO₂⁻ (Pathway 3 in Wan et al., 2023) than hybrid production using cellular NO₂⁻ (Pathway 2 in Wan et al., 2023). Again, this agrees with the results of Wan et al. (2023), who see higher rates of hybrid formation from extracellular NO₂⁻ within the range of [¹⁵N-NH₄⁺]/[NO₂⁻] covered by our experiments. In our model, hybrid N₂O production is operationally defined as a 1:1 combination of N derived from NH₄⁺ and NO₂⁻, which is generally consistent with previous work (Stieglmeier

Moved (insertion) [7]

Formatted: English (US)

Moved (insertion) [8]

Formatted: English (US)

Formatted: English (US)

Formatted: English (US)

Formatted: English (US)

Formatted: English (US)

Moved (insertion) [9]

Formatted: English (US)

Moved (insertion) [10]

Formatted: English (US)

et al., 2014). Any combination of N derived from NO_2^- with a second N derived from NO_2^- would be included in the modeled quantity of N_2O production from NO_2^- ; likewise, any combination of N derived from NH_4^+ with a second N derived from NH_4^+ would be included in the N_2O production from solely NH_4^+ . The question, then, is what reaction would be specific enough to have one N derived from each substrate, but not specific enough to govern ^{15}N placement in the resulting N_2O ? One such reaction could be the combination of NH_4^+ and NO_2^- to form a symmetrical intermediate such as hyponitrite (HONNOH or ONNO^- in its deprotonated form), which reacts to form N_2O via breakage of one of the N–O bonds, resulting in N_2O that contains a 1:1 ratio of $\text{NH}_4^+:\text{NO}_2^-$. With a precursor such as hyponitrite, equal formation of $^{45}\text{N}_2\text{O}^\alpha$ and $^{45}\text{N}_2\text{O}^\beta$ could be achieved with non-selective N–O bond breakage.

These findings of equal $^{45}\text{N}_2\text{O}$ production have important implications for the natural abundance $\delta(^{15}\text{N}^{\text{SP}})$ of N_2O produced by the hybrid N_2O process. Assuming that hybrid N_2O production proceeds through a symmetrical intermediate in which NH_4^+ and NO_2^- are paired in a 1:1 ratio, we can model $\delta(^{15}\text{N}^{\text{SP}})$ as:

$$\delta(^{15}\text{N}^{\text{SP}}) = \delta(^{15}\text{N}^\alpha) - \delta(^{15}\text{N}^\beta)$$

$$= [f\delta(^{15}\text{N} - \text{NO}_2^-) + (1-f)\delta(^{15}\text{N} - \text{NH}_4^+)] - [(1-f)\delta(^{15}\text{N} - \text{NO}_2^-) + f\delta(^{15}\text{N} - \text{NH}_4^+) - \varepsilon] \quad (24)$$

where f is the proportion of the α nitrogen derived from NO_2^- and the proportion of the β nitrogen derived from NH_4^+ , and ε is the fractionation factor associated with N–O bond breakage. If $f \neq 1/2$, hybrid $\delta(^{15}\text{N}^{\text{SP}})$ retains a dependence on the $\delta(^{15}\text{N})$ of the substrates – or more accurately, the difference in $\delta(^{15}\text{N})$ of the two substrates; if the $\delta(^{15}\text{N})$ of the substrates is equal, it will cancel out regardless of f . If $\delta(^{15}\text{N} - \text{NH}_4^+) > \delta(^{15}\text{N} - \text{NO}_2^-)$, as is generally the case in the secondary nitrite maximum (Buchwald et al., 2015; Casciotti, 2016), then low values of f should produce high hybrid $\delta(^{15}\text{N}^{\text{SP}})$, and high values of f should produce low hybrid $\delta(^{15}\text{N}^{\text{SP}})$ (Fig. 10). If, however, $f = 1/2$, as was the case for most experimental depths in this study, hybrid $\delta(^{15}\text{N}^{\text{SP}})$ should depend only on ε and not the isotopic composition of each substrate. This means that a $\delta(^{15}\text{N}^{\text{SP}})$ endmember could potentially be established for hybrid N_2O production, even though hybrid N_2O production draws from different substrate pools. More studies are needed to determine the $\delta(^{15}\text{N}^{\text{SP}})$ of N_2O produced by ammonia-oxidizing archaea under a range of conditions.

The unequal production of $^{45}\text{N}_2\text{O}^\alpha$ and $^{45}\text{N}_2\text{O}^\beta$ observed at certain depths led to values of f significantly different from 0.5 (Table S4). At these depths, N^α retained a different proportion of nitrogen derived from NO_2^- and NH_4^+ than N^β , causing $^{45}\text{N}_2\text{O}^\alpha$ and $^{45}\text{N}_2\text{O}^\beta$ to diverge. The depths with $f \neq 0.5$ anchored significant relationships between f and ambient $[\text{O}_2]$ ($R^2 = 0.84$, $p < 0.001$; Fig. S10a) and potential density anomaly (σ_θ) ($R^2 = 0.72$, $p < 0.001$; Fig. S10b). The oxygen and potential density gradients may be proxies for changing archaeal community compositions at different depths in the water column, which may exhibit different patterns of incorporation of NO_2^- -derived N and NH_4^+ -derived N into N^α and N^β . It is also possible

Moved (insertion) [11]

Formatted: English (US)

Formatted: English (US)

Formatted: English (US)

Formatted: English (US)

Formatted: English (US)

Formatted: English (US)

Formatted: English (US)

Moved (insertion) [12]

Formatted: English (US)

Formatted: English (US)

Formatted: English (US)

Formatted: English (US)

Formatted: English (US)

Formatted: English (US)

Formatted: English (US)

Formatted: English (US)

Formatted: English (US)

that we sampled a different “hybrid” N₂O-producing process at these depths, such as fungal co-denitrification (Shoun et al., 2012), which may proceed via a different pathway from archaeal hybrid N₂O production.

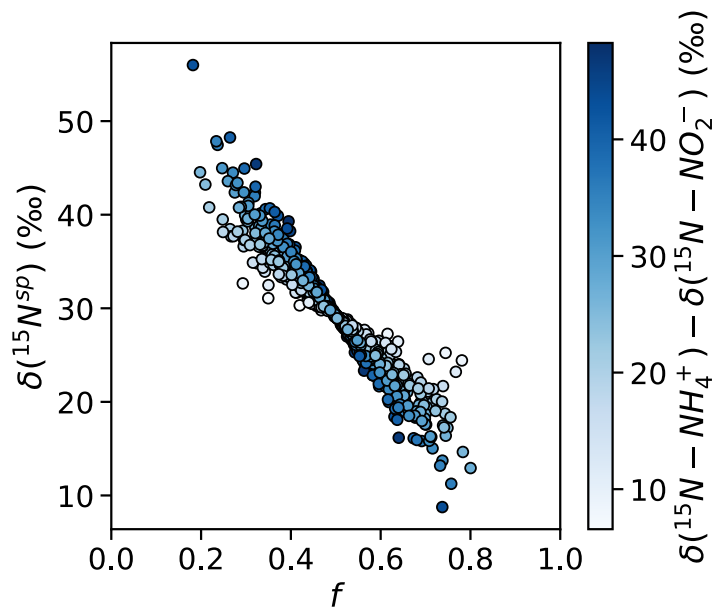


Figure 10. Simulated values of $\delta(^{15}\text{N}^{\text{sp}})$ calculated with a range of f (the proportion of N^{e} derived from NO_2^- during hybrid N_2O production) and $\delta(^{15}\text{N}-\text{NH}_4^+) - \delta(^{15}\text{N}-\text{NO}_2^-)$, assuming $\epsilon = 30.3\%$ (Santoro et al., 2011). Results are shaded by $\delta(^{15}\text{N}-\text{NH}_4^+) - \delta(^{15}\text{N}-\text{NO}_2^-)$. When f is less than or greater than $\frac{1}{2}$, there is the potential for $\delta(^{15}\text{N}^{\text{sp}})$ to depend on the isotopic compositions of each substrate.

4.3. Rates of nitrification and N₂O production from solely NH₄⁺

The rates of N₂O production from NH₄⁺ in this study – i.e. the sum of hybrid N₂O production and N₂O production from solely NH₄⁺ – peaked at 240±80 pM N₂O/day (Table S4). These were similar to those measured on the same cruise by Frey et al. (2023), who measured rates of N₂O production from NH₄⁺ in the oxycline of 28 – 149 pM N₂O/day (Frey et al., 2023). The low rates of NH₃ oxidation to NO₂⁻ in this study (0.05 – 4.68 nM N/day) were also similar to those measured by Frey et al. (2023), who measured NH₃ oxidation rates of 1.0 – 11.7 nM/day in the oxycline. NH₃ oxidation rates in this study were smaller than those measured on the same cruise by Travis et al. (2023), who measured NH₃ oxidation rates as high as 90±2 nM/day in fully oxygenated incubations at station PS3. The highest rates of NO₂⁻ oxidation we observed occurred in anoxic depths at

Formatted: English (US)

Deleted: The rates of N₂O production from NH₄⁺ in this study – including both hybrid N₂O production and N₂O production from solely NH₄⁺ – ranged from 1.2x10⁻⁵ to 0.23 nM N₂O/day. These were similar to those measured on the same cruise by Frey et al. (2023), who measured rates of N₂O production from NH₄⁺ in the oxycline of 0.028 – 0.149 nM N₂O/day (Frey et al. 2023). The low rates of NH₃ oxidation to NO₂⁻ in this study (0.05 – 4.68 nM N/day) were also similar to those measured by Frey et al. (2023), who measured NH₃ oxidation of 1.0 – 11.7 nM/day in the oxycline. NH₃ oxidation rates in this study were smaller than those measured on the same cruise by Travis et al. (2023), who measured NH₃ oxidation rates as high as 48.7 nM/day at station PS3. The highest rates of NO₂⁻ oxidation occurred in anoxic depths at stations PS2 and PS3 (Fig. 3e, h), which agrees with mounting evidence suggesting the importance of NO₂⁻ oxidation in apparently anoxic regions (Sun et al. 2017, 2021a).

When [O₂] was less than 10 μM, the rates of hybrid N₂O production (0.006 – 0.23 nM N₂O/day) were orders of magnitude greater than the rates of N₂O production from solely NH₄⁺ at the same depths (0 – 0.016 nM N₂O/day) (Fig. 4). Indeed, at the upper oxic-anoxic interface, the rates of hybrid N₂O production were on a similar order of magnitude to N₂O production from NO₂⁻ via denitrification (0.008 – 0.51 nM N₂O/day). These results agree with previous work showing that hybrid N₂O formation represents a high percentage of total N₂O production from NH₄⁺ in the ETNP and eastern tropical South Pacific (ETSP) (Frey et al. 2020, 2023). The results in this study also agree with recent culture work: the ¹⁵N-NH₄⁺ experiments in this study fell along a range of [¹⁵N-NH₄⁺]/[NO₂⁻] of 0.14-0.5, in which Wan et al. (2023) found that hybrid N₂O production occurred at a rate two to four times greater than N₂O production via hydroxylamine oxidation in cultures of *Nitrosopumilus maritimus*.

We found three depths near the surface where hybrid production comprised a smaller percentage (0, 68, and 19%) of total N₂O production from NH₄⁺ (Fig. 5a-c). While previous work in the ETNP found that hybrid N₂O production always comprised > 90% of N₂O production from NH₄⁺ (Frey et al. 2023), it is possible that we sampled different conditions than those reported previously, which may account for this discrepancy. We also found that hybrid N₂O formation generally comprised a small proportion of total N₂O production, which was dominated by N₂O production from NO₂⁻, especially at suboxic depths (Fig. 5d-h). This is similar to previous findings from the ETSP, which showed that hybrid formation comprised 0 – 95% of total N₂O production from NO₂⁻ along the natural [O₂] gradient (Frey et al. 2020). This large range is due to the large range of rates of N₂O production from NO₂⁻, which can occur at orders of magnitude higher or lower than hybrid N₂O production.

stations PS2 and PS3 (Fig. 3e, h), which agrees with mounting evidence suggesting the importance of NO_2^- oxidation in apparently anoxic regions (Sun et al., 2017, 2021b).

When $[\text{O}_2]$ was less than $10 \mu\text{M}$, the rates of hybrid N_2O production ($6 - 230 \text{ pM N}_2\text{O/day}$) were orders of magnitude greater than the rates of N_2O production from solely NH_4^+ at the same depths ($0 - 8 \text{ pM N}_2\text{O/day}$) (Fig. 6). Indeed, at the upper oxic-anoxic interface, the rates of hybrid N_2O production were on a similar order of magnitude to N_2O production from NO_2^- via denitrification ($8 - 510 \text{ pM N}_2\text{O/day}$). These results agree with previous work showing that hybrid N_2O formation represents a high percentage of total N_2O production from NH_4^+ in the ETNP and eastern tropical South Pacific (ETSP) (Frey et al., 2020, 2023). The results in this study also agree with recent culture work: the $^{15}\text{N-NH}_4^+$ experiments in this study fell along a range of $[\text{N}_2\text{O}]/[\text{NO}_2^-]$ of 0.14–0.5, in which Wan et al. (2023) found that hybrid N_2O production occurred at a rate two to four times greater than N_2O production via hydroxylamine oxidation (N derived from solely NH_4^+) in cultures of *Nitrosopumilus maritimus*.

We found three depths near the surface where hybrid production comprised a smaller percentage (0%–68%) of total N_2O production from NH_4^+ (Fig. 7a–c). Previous work in the ETNP found that hybrid N_2O production always comprised $> 90\%$ of N_2O production from NH_4^+ (Frey et al., 2023), and where our samples overlapped with this previous work, we observed similarly high proportions of hybrid production (Fig. 5). The depths where we observed a smaller proportion of hybrid production had not been sampled previously; it is possible that we sampled different microbial communities there, acclimated to different levels of NH_4^+ , NO_2^- , and dissolved oxygen. We also found that hybrid N_2O formation generally comprised a small proportion of total N_2O production, which was dominated by N_2O production from NO_3^- , especially at suboxic depths (Fig. 7d–h). This is similar to previous findings from the ETSP, which showed that hybrid formation comprised 0 – 95% of total N_2O production from NO_2^- along the natural $[\text{O}_2]$ gradient (Frey et al., 2020). This large range is due to the large range of rates of N_2O production from NO_2^- , which can occur at orders of magnitude higher or lower than hybrid N_2O production.

4.4 Oxygen dependence of N_2O production rates and yields

N_2O production from NO_2^- and NO_3^- exhibited exponential dependence on dissolved oxygen, albeit with smaller maximum rates than those found in the ETSP (Ji et al., 2015; Frey et al., 2020). Most surprising were the significant rates of N_2O production via denitrification at $[\text{O}_2] > 3 \mu\text{M}$ (Fig. 8g–h), which has previously been suggested as the threshold above which denitrification ceases (Dalsgaard et al., 2014). These observations are particularly evident in the plots of N_2O production from NO_3^- vs. incubation $[\text{O}_2]$ (Fig. 8h), where positive, significant rates of N_2O production from NO_3^- were evident in incubations containing $[\text{O}_2]$ as high as $19.2 \pm 0.8 \mu\text{M}$ (PS2 Deep ODZ Core experiment). One explanation for N_2O production via denitrification at such high levels of ambient dissolved oxygen is particle-associated denitrification (Bianchi et al., 2018; Smriga et al., 2021; Wan et al., 2023a). Fungal denitrification may also have contributed to these fluxes, since denitrifying

Moved (insertion) [13]

Formatted: English (US)

Moved (insertion) [14]

Formatted: English (US)

fungi can tolerate a higher level of oxygen than their bacterial counterparts. Additionally, denitrifying microbial communities acclimated to lower ambient [O₂] may be able to continue to produce N₂O when [O₂] is suddenly increased.

These results showed that N₂O production from NO₃⁻ can occur in [O₂] as high as 19.2±0.8 μM, which is similar to results from the ETSP showing that N₂O production from NO₃⁻ in manipulated [O₂] as high as 30 μM (Frey et al., 2020). The volume of suboxic water in the ocean has been increasing over the last 50 years and will likely continue to expand over the 21st century (Stramma et al., 2008; Schmidtko et al., 2017; Oschlies et al., 2018), although the extent of this deoxygenation remains uncertain (Cabr   et al., 2015; Bianchi et al., 2018; Busecke et al., 2022). Constraining the window of oxygen concentrations under which denitrification leads to N₂O production will be key to understanding how marine deoxygenation and N₂O cycling will interact.

While this study and others have found that hybrid N₂O production represents a consistent *percentage* of N₂O production from NH₄⁺ along a range of ambient [O₂] (Frey et al., 2020, 2023), the *rate* of hybrid N₂O production followed a clear exponential dependence on dissolved oxygen (Fig. 9). The differences in ambient and incubation [O₂] resulted in slight differences in the coefficients for each yield curve; nevertheless, hybrid rates plotted along both ambient and incubation [O₂] gradients exhibited remarkably similar [O₂] inhibition curves, with the highest rates at [O₂] < 7 μM. These results are similar to those of Frey et al. (2023), who showed a decrease in N₂O production from NH₄⁺ with increasing [O₂].

The maximum N₂O yield for hybrid production (21%; Fig. 8c,d) was an order of magnitude higher than previous estimates of N₂O yields during NH₃ oxidation from ETSP and ETNP, which did not include hybrid N₂O production (Ji et al., 2018). These high yields occurred at the oxic–anoxic interface at Station PS1 and just below the oxic–anoxic interface at Station PS3, where ambient [O₂] was below detection but NH₃ oxidation still occurred (Fig. 3). This indicates the potential for extremely high yields of N₂O from hybrid production where NH₃ oxidation is active in suboxic to anoxic environments.

N₂O yields during production from solely NH₄⁺ also increased with decreasing [O₂] (Fig. 9b), as previously reported (Goreau et al., 1980; Nevison et al., 2003; Ji et al., 2018; Frey et al., 2020). N₂O yields during production from solely NH₄⁺ increased sharply with decreasing [O₂] along both ambient and incubation [O₂] gradients but were much smaller than the yields from hybrid N₂O production (Fig. 8c–d). The maximum yields during production from solely NH₄⁺ were similar to the maximum yields found by another study in the ETNP, which were around 3% (Frey et al., 2023), and much higher than yields from ammonia–oxidizing archaea in soils and culture (up to 0.03%) (Hink et al., 2017b, a).

4.5 Experimental artifacts

Care was taken to minimize the effects of experimental set-up on the microbial communities in each sample. In addition to the steps taken to prevent oxygen contamination (described in Sect. 2 Methods), a relatively short 24-hour incubation period

Moved (insertion) [15]

Formatted ... [228]

Moved up [7]: 4.2 Pathways of hybrid N₂O production and

Moved up [8]: From this we conclude that during hybrid

Moved up [9]: ¶

Moved up [10]: Firstly, we see much higher rates of hybrid

Moved up [11]: ⁴⁵N₂O production have important implications

Moved up [12]: where *f* is the proportion of the α nitrogen

Deleted: 4d, h, l), which were also the depths at which a (... [230]

Deleted: ¶

Deleted: distinguish between hypothetical pathways for (... [233]

Deleted: -NH₄⁺]/[NO₂⁻] covered by our experiments. Ad (... [235]

Deleted: ¶

Deleted: It is apparent from eqn. (24) that if *f* = ½, as wa (... [240]

Formatted ... [229]

Formatted ... [231]

Formatted ... [232]

Formatted ... [234]

Formatted ... [236]

Formatted ... [237]

Formatted ... [239]

Moved down [16]: N₂O yields during production from solely

Deleted: 7a

Moved (insertion) [17]

Formatted ... [241]

Formatted ... [242]

Formatted ... [243]

Moved (insertion) [16]

Deleted: ,b), as previously reported (Goreau et al. 1980; (... [244]

Moved up [17]: anoxic interface at Station PS3, where ambient

Moved up [13]: . Most surprising were the significant rates of

Moved up [14]: . These observations are particularly evident in

Moved up [15]: . Constraining the window of oxygen

Deleted: N₂O production from NO₂⁻ and NO₃⁻ also exhib (... [246]

Deleted: 7g-h), which has previously been suggested as (... [248]

Deleted: 7h), where positive, significant rates of N₂O pr (... [250]

Formatted ... [245]

Formatted ... [247]

Formatted ... [249]

Formatted ... [251]

Deleted: -

Formatted ... [252]

Deleted: -

Formatted ... [253]

was selected to minimize bottle effects and shifts in the microbial community composition over the course of each incubation. Nonetheless, sample collection, preparation and incubation conditions could have affected the microbial communities in several ways. First, samples were frequently collected from depths where the water temperature was cooler than that of the Laboratory, and while samples were returned to a cool temperature during incubation (12°C), they were exposed to warmer temperatures (>20°C) during the two hours in which they underwent collection and manipulation prior to incubation. Likewise, during this interval, samples were exposed to higher light levels before being returned to the dark for incubation. While oxygen contamination was minimized during sample collection, it was not eliminated entirely, and a temporary oxygen intrusion before sparging may have poisoned certain anaerobic processes. The 90-minute sparge also likely removed carbon dioxide in addition to oxygen and N₂O, increasing the pH of each sample. Finally, the NH₄⁺ and NO₂⁻ tracer and carrier additions exceeded the ambient concentrations of these substrates, potentially stimulating the rates of processes that rely on these substrates. All of these perturbations, while common among incubation studies, may have affected the microbial community differentially in each sample. Thus, the results presented here represent processes able to withstand these perturbations to ambient environmental conditions. Any abiotic reactions between the HgCl₂ preservative and NO₂⁻ tracer and carrier would have shifted all three timepoints equally, and thus should not introduce a bias into the slopes of ¹⁵N-labeled N₂O with time and the rates calculated there from.

4.6 Alternate sources of N₂O

Other processes may have contributed to N₂O production in our samples. A complementary set of experiments found that fungal denitrification comprised 50% of total N₂O production via denitrification in the secondary chlorophyll *a* maximum depths discussed here (Peng and Valentine, 2021). Additionally, since our samples were unfiltered, particle associated N₂O production and consumption may have occurred in some of our experiments, especially in experiments at the highly productive coastal station. We cannot rule out any of these alternative sources of N₂O in our samples, so we consider these processes as potential contributors to the bulk denitrifying flux discussed here.

5. Conclusions

We applied N₂O isotopocule measurements to ¹⁵N tracer incubations to measure N₂O production rates and mechanisms in the ETNP. We found that N₂O production rates peaked at the oxic-anoxic interface above the ODZ, with the highest rates of N₂O production from NO₂⁻. Hybrid N₂O production peaked in both the shallow and deep oxyclines, where NH₃ oxidation was also active, and exhibited yields as high as 21% of ammonia oxidation.

Based on the equal production of ⁴⁵N₂O^α and ⁴⁵N₂O^β in the vast majority of our experiments, we posit a two-step process for hybrid N₂O production involving an initial bond-forming step that draws nitrogen atoms from each substrate to form a symmetric intermediate, and a second bond-breaking step that breaks an N-O bond in the symmetric intermediate to form

Deleted: purging, and tracer addition likely

Formatted: English (US)

Deleted: lab

Formatted: English (US)

Formatted: English (US)

Formatted: English (US)

Formatted: English (US)

Formatted: English (US)

Deleted: -

Formatted: English (US)

Deleted: -

Formatted: English (US)

Deleted: -

Formatted: English (US)

Formatted: English (US)

Formatted: English (US)

Formatted: English (US)

Formatted: English (US)

Formatted: English (US)

Formatted: English (US)

Formatted: English (US)

Formatted: English (US)

Formatted: English (US)

Formatted: English (US)

Formatted: English (US)

Formatted: English (US)

Formatted: English (US)

Formatted: English (US)

Formatted: English (US)

Formatted: English (US)

Formatted: English (US)

Formatted: English (US)

Formatted: English (US)

Formatted: English (US)

Formatted: English (US)

Formatted: English (US)

Formatted: English (US)

Formatted: English (US)

Formatted: English (US)

Formatted: English (US)

Formatted: English (US)

Formatted: English (US)

Formatted: English (US)

Formatted: English (US)

Formatted: English (US)

Formatted: English (US)

Formatted: English (US)

Formatted: English (US)

Formatted: English (US)

Formatted: English (US)

Formatted: English (US)

Formatted: English (US)

Deleted: 4.6 Alternate sources of N₂O
Other processes may have contributed to N₂O production in our samples. A complementary set of experiments found that fungal denitrification comprised 50% of total N₂O production via denitrification in the secondary chlorophyll *a* maximum depths discussed here (Peng and Valentine 2021). It is also possible that algal N₂O production was occurring in our samples, especially in the secondary chlorophyll *a* maximum, where algae may have been struggling due to the low light levels and thus producing more N₂O (Burlacot et al. 2020). If algal N₂O production were higher near the coast, it may help explain why we observed the highest rates of N₂O production at station PS3, despite no significant increase in ammonia monooxygenase (*amoA*) gene copies there (Frey et al. 2023). We cannot rule out fungal or algal N₂O production in our samples, so we consider these processes as potential contributors to the bulk denitrifying flux discussed here.

5. Conclusions

We applied N₂O isotopocule measurements to ¹⁵N tracer incubations to measure N₂O production rates and mechanisms in the ETNP. ...

Deleted: -

Formatted: English (US)

Formatted: English (US)

Deleted: -

Formatted: English (US)

Formatted: English (US)

Formatted: English (US)

Formatted: English (US)

Formatted: English (US)

Formatted: English (US)

Formatted: English (US)

Formatted: English (US)

Formatted: English (US)

Formatted: English (US)

Formatted: English (US)

Formatted: English (US)

Formatted: English (US)

Formatted: English (US)

Formatted: English (US)

Formatted: English (US)

Formatted: English (US)

Formatted: English (US)

Formatted: English (US)

Formatted: English (US)

Formatted: English (US)

Formatted: English (US)

Deleted: Based on variable production of ⁴⁵N₂O^α and ⁴⁵N₂O^β, as well as the 1:1 ratio in which NH₄⁺ and NO₂⁻ most frequently combine to form N₂O, we posit a two-step process for this hybrid mechanism, involving an initial bond-forming step that draws nitrogen atoms from each substrate to form a symmetric ... [254]

N₂O. From this, we infer that hybrid N₂O production likely has a consistent $\delta(^{15}\text{N}^{\text{sp}})$, despite drawing from two distinct substrate pools. This has important implications for the interpretation of natural abundance isotopocule measurements, since it implies that it may be possible to define a $\delta(^{15}\text{N}^{\text{sp}})$ endmember for hybrid N₂O formation. More culture experiments are needed to quantify the $\delta(^{15}\text{N}^{\text{sp}})$ of N₂O produced by ammonia-oxidizing archaea under different temperatures, oxygen levels, and ratios of NH₄⁺:NO₂⁻.

N₂O production rates and yields of every process examined here were inhibited by dissolved oxygen. The N₂O yield from hydroxylamine oxidation was most sensitive to O₂, followed by the rates of N₂O production from NO₂⁻ via denitrification, hybrid N₂O production, and N₂O production from NO₃⁻ via denitrification. Indeed, we measured positive, significant rates of N₂O production from NO₃⁻ at ambient [O₂] as high as 12.5 μM , and at manipulated [O₂] as high as 19.2 μM . These denitrifying fluxes may have derived partially from fungal N₂O production, since fungal denitrifiers can tolerate higher oxygen levels than bacteria (Peng and Valentine, 2021), or particle-associated denitrification (Smriga et al., 2021; Bianchi et al., 2018). These results suggest that a broad window of [O₂] could support net N₂O accumulation and additional studies are needed to further constrain this window and the resulting feedbacks between denitrification and marine deoxygenation.

6. Appendix A: Estimating uncertainties for nitrate isotope analyses from tracer samples

Since only 2 mL of sample was available for preparation and analysis of nitrate isotopes using the denitrifier method, it was not possible to always achieve consistent peak areas. Instead of discarding low peak area samples, however, we wanted to establish a method to estimate the uncertainties associated with individual samples, based on their peak area. This uncertainty arises from a correction scheme for $\delta(^{15}\text{N})$ that assumes constant blank:sample quantity ratios. What follows is a method for estimating this uncertainty, using the slope and intercept of the calibration curve and blank peak area.

In brief, the first step of this method is to calculate the peak area and $\delta(^{15}\text{N})$ of the blank for an individual run (batch of bacteria) using the slope and intercept of the nitrate isotope calibration curve (Casciotti et al., 2002). Then, a range of theoretical measured $\delta(^{15}\text{N})$ is calculated for a set of dummy samples based on a range of “actual” $\delta(^{15}\text{N})$, a range of theoretical peak areas, and the peak area and $\delta(^{15}\text{N})$ of the blank. Then, we correct each of these theoretical measured $\delta(^{15}\text{N})$ values with the calibration curve, as one would do normally, to obtain $\delta(^{15}\text{N}_{\text{corrected}})$ for each dummy sample. We estimate the error for each dummy sample by comparing the $\delta(^{15}\text{N}_{\text{corrected}})$ we have calculated to the $\delta(^{15}\text{N}_{\text{sample}})$ we have assigned to it. Then, for each run (and associated blank), we can fit a function through these errors, their corresponding peak areas, and corresponding $\delta(^{15}\text{N}_{\text{sample}})$. We can then feed this function the peak area and measured $\delta(^{15}\text{N})$ of actual samples in that run to estimate their uncertainties.

Deleted: denitrifier

Formatted: English (US)

Formatted: English (US)

Deleted: with

Formatted: English (US)

Deleted: sometimes impossible

Formatted: English (US)

Formatted: English (US)

Formatted: English (US)

Deleted: The

Formatted: English (US)

Deleted: .

Formatted: English (US)

Formatted: English (US)

Formatted: English (US)

Deleted: we create

Formatted: English (US)

Deleted: theoretical

Formatted: English (US)

Formatted: English (US)

Formatted: English (US)

Deleted: theoretical

Formatted: English (US)

Deleted: theoretical

Deleted: ¹⁵N,

Deleted: .

Formatted: English (US)

Formatted: English (US)

Formatted: English (US)

Deleted: ¹⁵N,

Formatted: English (US)

In practice, we start with a simple mass balance that states that the measured $\delta(^{15}\text{N})$ is a function of the sample $\delta(^{15}\text{N})$, sample peak area A_{sample} , blank $\delta(^{15}\text{N})$, and blank peak area A_{blank} :

$$\delta(^{15}\text{N}_{\text{measured}})(A_{\text{measured}}) = \delta(^{15}\text{N}_{\text{sample}})(A_{\text{sample}}) + \delta(^{15}\text{N}_{\text{blank}})(A_{\text{blank}}) \quad (\text{A1})$$

where $\delta(^{15}\text{N}_{\text{measured}})$ is the measured $\delta(^{15}\text{N})$, A_{measured} is the measured peak area, $\delta(^{15}\text{N}_{\text{sample}})$ is the actual sample $\delta(^{15}\text{N})$, A_{sample} is the peak area attributable to sample N, $\delta(^{15}\text{N}_{\text{blank}})$ is the $\delta(^{15}\text{N})$ of the blank, and A_{blank} is the peak area attributable to blank N. Dividing through by A_{measured} :

$$\delta(^{15}\text{N}_{\text{measured}}) = \delta(^{15}\text{N}_{\text{sample}}) \left(\frac{A_{\text{sample}}}{A_{\text{measured}}} \right) + \delta(^{15}\text{N}_{\text{blank}}) \left(\frac{A_{\text{blank}}}{A_{\text{measured}}} \right) \quad (\text{A2})$$

Eqn. (A2) can be expressed as a linear equation $y = mx + b$, where m is the slope of $\delta(^{15}\text{N}_{\text{measured}})$ vs. $\delta(^{15}\text{N}_{\text{sample}})$ and b is the y -intercept. Thus:

$$m = \left(\frac{A_{\text{sample}}}{A_{\text{measured}}} \right) \quad (\text{A3})$$

$$b = \delta(^{15}\text{N}_{\text{blank}}) \left(\frac{A_{\text{blank}}}{A_{\text{measured}}} \right) \quad (\text{A4})$$

We can obtain the mean blank peak area A_{blank} from the slope and the mean peak area of the measured reference materials (A_{measured}):

$$\left(\frac{A_{\text{blank}}}{A_{\text{measured}}} \right) = 1 - \left(\frac{A_{\text{sample}}}{A_{\text{measured}}} \right) = 1 - (m) \quad (\text{A5})$$

$$A_{\text{blank}} = [1 - (m)](A_{\text{measured}}) \quad (\text{A6})$$

Finally, we obtain $\delta(^{15}\text{N}_{\text{blank}})$ from:

$$\delta(^{15}\text{N}_{\text{blank}}) = b / \left(\frac{A_{\text{blank}}}{A_{\text{measured}}} \right) = \frac{b}{1 - (m)} \quad (\text{A7})$$

We assign the dummy samples a range of theoretical measured peak areas A_{measured} . The ratio of the blank peak area to the measured peak areas for a given sample is given by dividing A_{blank} (calculated from eqn. A6) by this theoretical peak area to obtain $\left(\frac{A_{\text{blank}}}{A_{\text{measured},i}} \right)$, where $A_{\text{measured},i}$ is the theoretical peak area for that sample. Then, the ratio of sample peak area to measured peak area for a given theoretical sample is given by:

Deleted: We

Formatted ... [255]

Deleted: $\delta(^{15}\text{N}_m)(m) = \delta(^{15}\text{N}_s)(s) + \delta(^{15}\text{N}_b)(b)$

Formatted Table ... [256]

Formatted ... [257]

Deleted: $^{15}\text{N}_m$

Formatted ... [258]

Deleted: m

Formatted ... [259]

Deleted: $^{15}\text{N}_s$

Formatted ... [260]

Deleted: s

Formatted ... [261]

Deleted: sample

Formatted ... [262]

Deleted: $^{15}\text{N}_b$

Formatted ... [263]

Deleted: b

Formatted ... [264]

Deleted: blank

Formatted ... [265]

Deleted: .

Deleted: m

Formatted ... [266]

Formatted ... [267]

Deleted: $\delta(^{15}\text{N}_m) = \delta(^{15}\text{N}_s) \left(\frac{s}{m} \right) + \delta(^{15}\text{N}_b) \left(\frac{b}{m} \right)$

Deleted: or

Deleted: $(^{15}\text{N}_m)$

Formatted ... [268]

Formatted ... [269]

Formatted ... [270]

Deleted: $(^{15}\text{N}_s)$. Note that this

Formatted ... [271]

Deleted: opposite of the calibration curve used to correct

Formatted ... [272]

Formatted ... [273]

Deleted: $\text{slope}_1 = \left(\frac{s}{m} \right)$

Deleted: $\text{intercept}_1 = \delta(^{15}\text{N}_b) \left(\frac{b}{m} \right)$

Deleted: Here, slope_1 and intercept_1 indicate the slope and

Formatted ... [274]

Deleted: b

Deleted: this

Deleted: :

Formatted ... [275]

Formatted ... [276]

Formatted ... [277]

Formatted ... [278]

Deleted: $\left(\frac{b}{m} \right) = 1 - \left(\frac{s}{m} \right) = 1 - (\text{slope}_1)$

Deleted: $b = [1 - (\text{slope}_1)](m)$

Deleted: where m is the mean peak area of the reference materials.

Deleted: $^{15}\text{N}_b$

Formatted ... [279]

Formatted ... [280]

Deleted: $\delta(^{15}\text{N}_b) = \frac{\text{intercept}_1}{1 - (\text{slope}_1)} = \frac{\text{intercept}_1}{1 - \left(\frac{s}{m} \right)}$

$$\left(\frac{A_{\text{sample}}}{A_{\text{measured},i}}\right) = 1 - \left(\frac{A_{\text{blank}}}{A_{\text{measured},i}}\right) \quad (\text{A8})$$

As a first example, we assign all of the theoretical samples the same $\delta(^{15}\text{N}_{\text{sample}})$ of 180%. Then, to obtain a range of theoretical measured $\delta(^{15}\text{N}_{\text{measured}})$, we plug the $\delta(^{15}\text{N}_{\text{blank}})$ calculated from eqn. (A7), the range of theoretical peak areas $A_{\text{measured},i}$ and this $\delta(^{15}\text{N}_{\text{sample}})$ into eqn. (A2):

$$\delta(^{15}\text{N}_{\text{measured},i}) = 180\% \cdot \left(\frac{A_{\text{sample}}}{A_{\text{measured},i}}\right) + \delta(^{15}\text{N}_{\text{blank}}) \left(\frac{A_{\text{blank}}}{A_{\text{measured},i}}\right) \quad (\text{A9})$$

We correct the range of $\delta(^{15}\text{N}_{\text{measured},i})$ calculated from eqn. (A9) with the slope and intercept of the calibration curve $\delta(^{15}\text{N}_{\text{sample}})$ vs. $\delta(^{15}\text{N}_{\text{measured}})$:

$$\delta(^{15}\text{N}_{\text{corrected},i}) = m \left(\frac{A_{\text{sample}}}{A_{\text{measured},i}}\right) + b \quad (\text{A10})$$

Then we calculate the error associated with each dummy sample using:

$$\delta(^{15}\text{N}_{\text{error}}) = |\delta(^{15}\text{N}_{\text{corrected},i}) - 180\%| \quad (\text{A11})$$

Following this exercise with a range of theoretical peak areas from 0.5 Vs to 10 Vs produces the following curve (Fig. A1). It shows that these theoretical errors increase as peak area decreases, reflecting the basis of the error.

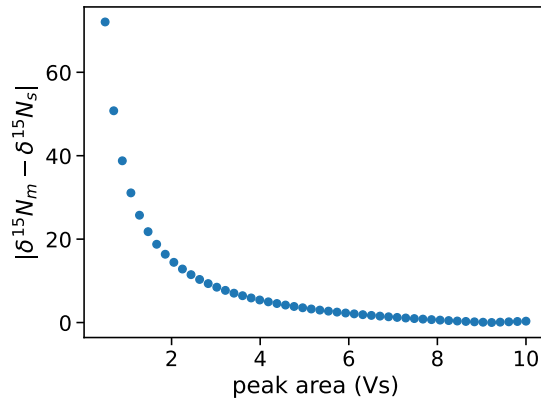
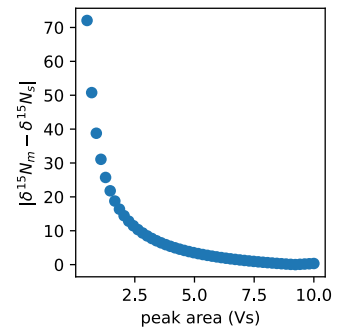


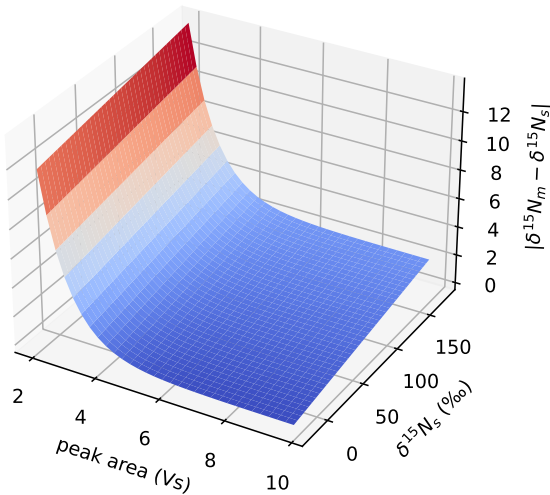
Figure A1. $\delta(^{15}\text{N}_{\text{error}})$ vs. peak area for a range of dummy samples with measured peak areas from 0.5 Vs to 10 Vs, based on a blank peak area of 0.15 Vs and $\delta(^{15}\text{N}_{\text{blank}})$ of -69.3%.

- Deleted: $\left(\frac{s}{m_i}\right) = 1 - \left(\frac{b}{m_i}\right)$
- Deleted: 2D
- Deleted: sample
- Deleted: $^{15}\text{N}_s$
- Deleted:
- Formatted ... [287]
- Formatted ... [288]
- Formatted ... [289]
- Formatted ... [290]
- Formatted ... [291]
- Deleted: $^{15}\text{N}_m$
- Deleted: $^{15}\text{N}_b$
- Deleted: $\left(\frac{b}{m_i}\right)$, the range of $\left(\frac{s}{m_i}\right)$ calculated from eqn. (A8),
- Deleted: 180%
- Formatted ... [292]
- Formatted ... [293]
- Formatted ... [294]
- Formatted ... [295]
- Deleted: $\delta(^{15}\text{N}_{m_i}) = 180\% \cdot \left(\frac{s}{m_i}\right) + \delta(^{15}\text{N}_b) \left(\frac{b}{m_i}\right)$
- Deleted: $(^{15}\text{N}_{m_i})$
- Formatted ... [296]
- Formatted ... [297]
- Deleted: $(^{15}\text{N}_s)$
- Deleted: m
- Formatted ... [298]
- Formatted ... [299]
- Formatted ... [300]
- Deleted: slope $\left(\frac{s}{m_i}\right) m \left(\frac{A_{\text{sample}}}{A_{\text{measured},i}}\right) + \delta(^{15}\text{N}_b) \left(\frac{b}{m_i}\right)$... [301]
- Deleted: Here, slope₂ and intercept₂ indicate the slope and ... [302]
- Deleted: theoretical
- Deleted: with
- Formatted ... [303]
- Formatted ... [304]
- Formatted ... [305]
- Formatted Table ... [306]
- Deleted: Figure
- Formatted ... [307]
- Formatted ... [308]



- Deleted:
- Deleted: theoretical
- Deleted: the

2285 Repeating this exercise with a range of $\delta(^{15}\text{N}_{\text{sample}})$ values from -20‰ to 180‰, produces a 3D version of this curve (Fig. A2). This shows that the estimated uncertainty is highest for samples with $\delta(^{15}\text{N}_{\text{sample}})$ most divergent from $\delta(^{15}\text{N}_{\text{blank}})$ and for the peak areas most divergent from the reference materials.



2290 Figure A2. $\delta(^{15}\text{N}_{\text{error}})$ vs. peak area and $\delta(^{15}\text{N}_{\text{sample}})$ for a range of dummy samples with peak areas from 0.5 Vs to 10 Vs and $\delta(^{15}\text{N}_{\text{sample}})$ from -20‰ to 180‰, based on a blank peak area of 0.15 Vs and $\delta(^{15}\text{N}_{\text{blank}})$ of -69.3‰.

Finally, we fit a function of the following form through these theoretical data:

$$\delta(^{15}\text{N}_{\text{error}}) = a \cdot e^{c \cdot A_{\text{sample}}} + d \cdot \delta(^{15}\text{N}_{\text{sample}}) \quad (\text{A12})$$

where a , c , and d are constants. A_{sample} is the measured peak areas of the theoretical samples, and $\delta(^{15}\text{N}_{\text{sample}})$ is the assigned value for the dummy samples.

2295 This procedure was repeated for each denitrifier run to produce coefficients a , c , and d specific to that set of analyses. Then, to estimate the uncertainty associated with each measurement, we used the corrected $\delta(^{15}\text{N})$ for each sample's $\delta(^{15}\text{N}_{\text{sample}})$, and its measured peak area for A_{sample} in eqn. (A12).

- Deleted: $^{15}\text{N}_s$)
- Deleted: instead of a single value,
- Deleted: Figure S14
- Formatted ... [313]
- Formatted ... [314]
- Formatted ... [315]
- Deleted: high $\delta(^{15}\text{N}_s)$
- Deleted: low
- Formatted ... [316]
- Formatted ... [317]
- Formatted ... [318]
- Formatted ... [319]
- Deleted: $^{15}\text{N}_s$,
- Deleted: theoretical
- Formatted ... [320]
- Formatted ... [321]
- Deleted: $^{15}\text{N}_s$,
- Formatted ... [322]
- Deleted: the
- Deleted: $^{15}\text{N}_s$) for a denitrifier run analysed on 6/24/2020.
- Formatted ... [323]
- Formatted ... [324]
- Deleted: this
- Formatted ... [325]
- Deleted: $a \cdot e^{b \cdot m} + c a \cdot e^{c \cdot A_{\text{sample}}} + d \cdot \delta(^{15}\text{N}_s)$... [326]
- Deleted: b
- Deleted: c
- Deleted: m
- Deleted: assigned
- Deleted: $^{15}\text{N}_s$,
- Formatted ... [327]
- Formatted ... [328]
- Formatted ... [329]
- Formatted ... [330]
- Formatted ... [331]
- Formatted ... [332]
- Deleted: $\delta(^{15}\text{N}_s)$
- Deleted: theoretical
- Formatted ... [333]
- Formatted ... [334]
- Deleted: is
- Deleted: of denitrifiers
- Deleted: b
- Deleted: c
- Deleted: run.
- Formatted ... [335]
- Formatted ... [336]
- Formatted ... [337]
- Formatted ... [338]
- Formatted ... [339]
- Deleted: approximate $\delta(^{15}\text{N}_s)$ with
- Deleted: sample. We calculate uncertainty for each sam ... [341]
- Formatted ... [340]
- Formatted ... [342]

Code and Data availability

The data reported in this study can be found in the Stanford Digital Repository (<https://doi.org/10.25740/ss974md4840>). Forward-running model code is available via Zenodo (<https://doi.org/10.5281/zenodo.7810026>). pyisotopomer, which was used for N₂O isotopocule data corrections, is available for installation via the Python Package index (<https://pypi.org/project/pyisotopomer/>) and Zenodo (<http://doi.org/10.5281/zenodo.7552724>).

Author contributions

CLK and KLC conceptualized the study, with input from CF and BBW. CLK and NMT carried out the experiments at sea, with assistance and supervision from CF and BBW. CLK and PAB analyzed the incubation samples in the laboratory. CLK performed the formal analysis of the data, developed the model code, and performed the model optimizations. *XS provided N₂O consumption data for inclusion in the model.* KLC acquired funding for the study. CLK prepared the manuscript with contributions from all co-authors.

Competing interests

The authors declare that they have no conflict of interest.

Acknowledgements

We would like to thank Stanford University and the Stanford Research Computing Center for providing computational resources and support that contributed to this research. *We would also like to thank Julie Granger and three anonymous reviewers for their constructive feedback during the review process.* This research was supported by U.S. NSF grant OCE-1657868 to K. L. Casciotti. C. L. Kelly was supported by an NSF Graduate Research Fellowship. The authors declare no competing financial interests.

Deleted: /

Formatted: English (US)

Deleted: ss974md4840

Formatted: English (US)

Formatted: English (US)

Formatted: English (US)

Deleted: -

Formatted: English (US)

Formatted: English (US)

Formatted: English (US)

Formatted: English (US)

Formatted: English (US)

Formatted: English (US)

Formatted: English (US)

Formatted: English (US)

Formatted: English (US)

Formatted: English (US)

Formatted: English (US)

Formatted: English (US)

Formatted: English (US)

Deleted: -

Formatted: English (US)

Formatted: English (US)

References

2390 Babbin, A. R., Bianchi, D., Jayakumar, A., and Ward, B. B.: Rapid nitrous oxide cycling in the suboxic ocean. *Science*, 348, 1127–1129. <https://doi.org/10.1126/science.aaa8380>, 2015.

Bianchi, D., Weber, T. S., Kiko, R., and Deutsch, C.: Global niche of marine anaerobic metabolisms expanded by particle microenvironments. *Nat. Geosci.*, 11, 263–268. <https://doi.org/10.1038/s41561-018-0081-0>, 2018.

2395 Bianchi, D., McCoy, D., and Yang, S.: Formulation, optimization, and sensitivity of NitrOMZv1.0, a biogeochemical model of the nitrogen cycle in oceanic oxygen minimum zones. *Geosci. Model Dev.*, 16, 3581–3609. <https://doi.org/10.5194/gmd-16-3581-2023>, 2023.

Böhlke, J. K., Mroczkowski, S. J., and Coplen, T. B.: Oxygen isotopes in nitrate: new reference materials for 18O:17O:16O measurements and observations on nitrate-water equilibration. *Rapid Commun. Mass Spectrom. RCM*, 17, 1835–1846. <https://doi.org/10.1002/rcm.1123>, 2003.

2400 Bourbonnais, A., Letscher, R. T., Bange, H. W., Échevin, V., Larkum, J., Mohn, J., Yoshida, N., and Altabet, M. A.: N₂O production and consumption from stable isotopic and concentration data in the Peruvian coastal upwelling system. *Glob. Biogeochem. Cycles*, 31, 678–698. <https://doi.org/10.1002/2016GB005567>, 2017.

2405 Bourbonnais, A., Chang, B. X., Sonnerup, R. E., Doney, S. C., and Altabet, M. A.: Marine N₂O cycling from high spatial resolution concentration, stable isotopic and isotopomer measurements along a meridional transect in the eastern Pacific Ocean. *Front. Mar. Sci.*, 10, 2023.

2410 Breitburg, D., Levin, L. A., Oschlies, A., Grégoire, M., Chavez, F. P., Conley, D. J., Garçon, V., Gilbert, D., Gutiérrez, D., Isensee, K., Jacinto, G. S., Limburg, K. E., Montes, I., Naqvi, S. W. A., Pitcher, G. C., Rabalais, N. N., Roman, M. R., Rose, K. A., Seibel, B. A., Telszewski, M., Yasuhara, M., and Zhang, J.: Declining oxygen in the global ocean and coastal waters. *Science*, 359, eaam7240. <https://doi.org/10.1126/science.aam7240>, 2018.

2415 Brenninkmeijer, C. A. M. and Röckmann, T.: Mass spectrometry of the intramolecular nitrogen isotope distribution of environmental nitrous oxide using fragment-ion analysis. *Rapid Commun. Mass Spectrom.*, 13, 2028–2033. [https://doi.org/10.1002/\(SICI\)1097-0231\(19991030\)13:20<2028::AID-RCM751>3.0.CO;2-J](https://doi.org/10.1002/(SICI)1097-0231(19991030)13:20<2028::AID-RCM751>3.0.CO;2-J), 1999.

Buchwald, C., Santoro, A. E., Stanley, R. H. R., and Casciotti, K. L.: Nitrogen cycling in the secondary nitrite maximum of the eastern tropical North Pacific off Costa Rica. *Glob. Biogeochem. Cycles*, 29, 2061–2081. <https://doi.org/10.1002/2015GB005187>, 2015.

Deleted: D. ...ianchi, A....., Jayakumar, A., and B. B. ...ard. 2015.... B. B.: Rapid nitrous oxide cycling in the suboxic ocean.... Science, 348:... 1127–1129. ... [https://doi:](https://doi.org/10.1126/science.aaa8380) (... [346])

Formatted: Font: +Body (Times New Roman)

Deleted: Bianchi, D., D. McCoy, and S. Yang. 2023.

Deleted: Geosci. Model Dev...., 16:... 3581–3609. ... [https://doi:](https://doi.org/10.5194/gmd-16-3581-2023) (... [347])

Deleted: Bianchi, D., T. S. Weber, R. Kiko, and C. Deutsch. 2018. Global niche of marine anaerobic metabolisms expanded by particle microenvironments. *Nat. Geosci.* 11: 263–268. doi:10.1038/s41561-018-0081-0 (... [348])

Deleted: Bourbonnais, A., B. X. Chang, R. E. Sonnerup, S. C. Doney, and M. A. Altabet. 2023.

Deleted: Front. Mar. Sci. (... [349])

Deleted: Bourbonnais, A., R. T. Letscher, H. W. Bange, V. Échevin, J. Larkum, J. Mohn, N. Yoshida, and M. A. Altabet. 2017. N₂O production and consumption from stable isotopic and concentration data in the Peruvian coastal upwelling system. *Glob. Biogeochem. Cycles* 31: 678–698. doi:10.1002/2016GB005567 (... [350])

Deleted: and T. ...öckmann. 1999.... T.: Mass spectrometry of the intramolecular nitrogen isotope distribution of environmental nitrous oxide using fragment-ion analysis.... *Rapid Commun. Mass Spectrom.*...., 13:... 2028–2033. ... [https://doi:](https://doi.org/10.1002/(SICI)1097-0231(19991030)13:20<2028::AID-RCM751>3.0.CO;2-J) (... [351])

Deleted: A. E. ...antoro, R. H. R..... E., Stanley, R. H. R., and K. L. ...asciotti. 2015.... K. L.: Nitrogen cycling in the secondary nitrite maximum of the eastern tropical North Pacific off Costa Rica.... *Glob. Biogeochem. Cycles*, 29:... 2061–2081. ... [https://doi:](https://doi.org/10.1002/2015GB005187) (... [352])

2515 Busecke, J. J. M., Resplandy, L., Ditkovsky, S. J., and John, J. G.: Diverging Fates of the Pacific Ocean Oxygen Minimum Zone and Its Core in a Warming World, *AGU Adv.*, 3, e2021AV000470, 2022. <https://doi.org/10.1029/2021AV000470>, 2022.

2520 Cabré, A., Marinov, J., Bernardello, R., and Bianchi, D.: Oxygen minimum zones in the tropical Pacific across CMIP5 models: mean state differences and climate change trends, *Biogeosciences*, 12, 5429–5454, <https://doi.org/10.5194/bg-12-5429-2015>, 2015.

2525 Carini, P., Dupont, C. L., and Santoro, A. E.: Patterns of thaumarchaeal gene expression in culture and diverse marine environments, *Environ. Microbiol.*, 20, 2112–2124, <https://doi.org/10.1111/1462-2920.14107>, 2018.

2530 Casciotti, K. L.: Nitrite isotopes as tracers of marine N cycle processes, *Philos. Transact. A Math. Phys. Eng. Sci.*, 374, 20150295, <https://doi.org/10.1098/rsta.2015.0295>, 2016.

2535 Casciotti, K. L., Sigman, D. M., Hastings, M. G., Böhlke, J. K., and Hilkert, A.: Measurement of the Oxygen Isotopic Composition of Nitrate in Seawater and Freshwater Using the Denitrifier Method, *Anal. Chem.*, 74, 4905–4912, <https://doi.org/10.1021/ac020113w>, 2002.

2540 Casciotti, K. L., Böhlke, J. K., McIlvin, M. R., Mroczkowski, S. J., and Hannon, J. E.: Oxygen Isotopes in Nitrite: Analysis, Calibration, and Equilibration, *Anal. Chem.*, 79, 2427–2436, <https://doi.org/10.1021/ac061598h>, 2007.

2545 Casciotti, K. L., Forbes, M., Vedamati, J., Peters, B. D., Martin, T. S., and Mordy, C. W.: Nitrous oxide cycling in the Eastern Tropical South Pacific as inferred from isotopic and isotopomeric data, *Deep Sea Res. Part II Top. Stud. Oceanogr.*, 156, 155–167, <https://doi.org/10.1016/j.dsr2.2018.07.014>, 2018.

2550 Codispoti, L. A. and Christensen, J. P.: Nitrification, denitrification and nitrous oxide cycling in the eastern tropical South Pacific ocean, *Mar. Chem.*, 16, 277–300, [https://doi.org/10.1016/0304-4203\(85\)90051-9](https://doi.org/10.1016/0304-4203(85)90051-9), 1985.

2555 Cohen, Y. and Gordon, L. I.: Nitrous oxide production in the Ocean, *J. Geophys. Res. Oceans*, 84, 347–353, <https://doi.org/10.1029/JC084iC01p00347>, 1979.

2560 Dalsgaard, T., Stewart, F. J., Thamdrup, B., Brabandere, J. D., Revsbech, N. P., Ulloa, O., Canfield, D. E., and DeLong, E. F.: Oxygen at Nanomolar Levels Reversibly Suppresses Process Rates and Gene Expression in Anammox and Denitrification in the Oxygen Minimum Zone off Northern Chile, *mBio*, 5, e01966-14, <https://doi.org/10.1128/mBio.01966-14>, 2014.

2565 Farías, L., Castro-González, M., Comejo, M., Charpentier, J., Faúndez, J., Boontanon, N., and Yoshida, N.: Denitrification and nitrous oxide cycling within the upper oxycline of the eastern tropical South Pacific oxygen minimum zone, *Limnol. Oceanogr.*, 54, 132–144, <https://doi.org/10.4319/lo.2009.54.1.0132>, 2009.

Deleted: Burlacot, A., P. Richaud, A. Gosset, Y. Li-Beisson, and G. Peltier. 2020. Algal photosynthesis converts nitric oxide into nitrous oxide. *Proc. Natl. Acad. Sci.* 117: 2704–2709. doi:10.1073/pnas.1915276117 [353]

Deleted: I. ...arinov, R., Bernardello, R., and D. ...ianchi. 2015. ... D.: Oxygen minimum zones in the tropical Pacific across CMIP5 models: mean state differences and climate change trends.... *Biogeosciences*, 12.... 5429–5454. [https://doi:](https://doi.org/10.5194/bg-12-5429-2015) [354]

Deleted: C. L. ...upont, C. L., and A. E. ...antor. 2018.... A. E.: Patterns of thaumarchaeal gene expression in culture and diverse marine environments.... *Environ. Microbiol.*...., 20.... 2112–2124. [https://doi:](https://doi.org/10.1111/1462-2920.14107) [355]

Deleted: . 2016....: Nitrite isotopes as tracers of marine N cycle processes.... *Philos. Transact. A Math. Phys. Eng. Sci.*...., 374:... 20150295. [https://doi:](https://doi.org/10.1098/rsta.2015.0295) [356]

Deleted: J. K. Böhlke, M. R. McIlvin, S. J. Mroczkowski, and J. E. Hannon. 2007. Oxygen Isotopes in Nitrite: Analysis, Calibration, and Equilibration. *Anal. Chem.* 79: 2427–2436. doi:10.1021/ac061598h

Casciotti, K. L., M. Forbes, J. Vedamati, B. D. Peters, T. S. Martin, and C. W. Mordy. 2018. Nitrous oxide cycling in the Eastern Tropical South Pacific as inferred from isotopic and isotopomeric data. *Deep Sea Res. Part II Top. Stud. Oceanogr.* 156: 155–167. doi:10.1016/j.dsr2.2018.07.014

Casciotti, K. L., D. M. ...igman, D. M. G., Hastings, J. K. G., Böhlke, J. K., and A. ...ilkert. 2002.... A.: Measurement of the Oxygen Isotopic Composition of Nitrate in Seawater and Freshwater Using the Denitrifier Method.... *Anal. Chem.*...., 74:... 4905–4912. [https://doi:](https://doi.org/10.1021/ac020113w) [357]

Deleted: and J. P....Christensen. 1985.... J. P.: Nitrification, denitrification and nitrous oxide cycling in the eastern tropical South Pacific ocean.... *Mar. Chem.*...., 16:... 277–300. [https://doi:](https://doi.org/10.1016/0304-4203(85)90051-9) [358]

Deleted: and L. I. ...ordon. 1979.... L. I.: Nitrous oxide production in the Ocean.... *J. Geophys. Res. Oceans*, 84:... 347–353. [https://doi:](https://doi.org/10.1029/JC084iC01p00347) [359]

Deleted: F. J. ...tewart, B. J., Thamdrup, L. D., Brabandere, N. P. D., Revsbech, O. P., Ulloa, D. E., Canfield, D. E., and E. F. ...eLong. 2014.... E. F.: Oxygen at Nanomolar Levels Reversibly Suppresses Process Rates and Gene Expression in Anammox and Denitrification in the Oxygen Minimum Zone off Northern Chile.... *mBio*, 5:... e01966-14. [https://doi:](https://doi.org/10.1128/mBio.01966-14) [360]

Deleted: M. ...astro-González, M., Comejo, J., Charpentier, J., Faúndez, N., Boontanon, N., and N. ...oshida. 2009.... N.: Denitrification and nitrous oxide cycling within the upper oxycline of the eastern tropical South Pacific oxygen minimum zone.... *Limnol. Oceanogr.*...., 54:... 132–144. [https://doi:](https://doi.org/10.4319/lo.2009.54.1.0132) [361]

2715 Farias, L., Faúndez, J., Fernández, C., Cornejo, M., Sanhueza, S., and Carrasco, C.: Biological N₂O fixation in the Eastern South Pacific Ocean and marine cyanobacterial cultures. *PloS One*, 8, e63956. <https://doi.org/10.1371/journal.pone.0063956>, 2013. **Deleted:** J. Faúndez, C. Fernández, M. Cornejo, S. Sanhueza, S., and C. Carrasco. 2013. C.: Biological N₂O fixation in the Eastern South Pacific Ocean and marine cyanobacterial cultures. PloS One, 8: e63956. ... [https://doi:](https://doi.org/10.1371/journal.pone.0063956) ... [362]

2720 Frame, C. H. and Casciotti, K. L.: Biogeochemical controls and isotopic signatures of nitrous oxide production by a marine ammonia-oxidizing bacterium. *Biogeosciences*, 7, 2695–2709. <https://doi.org/10.5194/bg-7-2695-2010>, 2010. **Deleted:** ... and K. L. Casciotti. 2010. K. L.: Biogeochemical controls and isotopic signatures of nitrous oxide production by a marine ammonia-oxidizing bacterium. Biogeosciences, 7: 2695–2709. ... [https://doi:](https://doi.org/10.5194/bg-7-2695-2010) ... [363]

2720 Frame, C. H., Lau, E., Nolan, F. J. I., Goepfert, T. J., and Lehmann, M. F.: Acidification Enhances Hybrid N₂O Production Associated with Aquatic Ammonia-Oxidizing Microorganisms. *Front. Microbiol.*, 7. <https://doi.org/10.3389/fmicb.2016.02104>, 2017. **Deleted:** E. Lau, E. J. I. Nolan, T. J. Goepfert, T. J., and M. F. Lehmann. 2017. M. F.: Acidification Enhances Hybrid Production Associated with Aquatic Ammonia-Oxidizing Microorganisms. Front. Microbiol., 7. ... [https://doi:](https://doi.org/10.3389/fmicb.2016.02104) ... [364]

2725 Frey, C., Bange, H. W., Achterberg, E. P., Jayakumar, A., Löscher, C. R., Arévalo-Martínez, D. L., León-Palmero, E., Sun, M., Sun, X., Xie, R. C., Oleynik, S., and Ward, B. B.: Regulation of nitrous oxide production in low-oxygen waters off the coast of Peru. *Biogeosciences*, 17, 2263–2287. <https://doi.org/10.5194/bg-17-2263-2020>, 2020. **Deleted:** Francis, C. A., K. J. Roberts, J. M. Beman, A. E. Santoro, and B. B. Oakley. 2005. Ubiquity and diversity of ammonia-oxidizing archaea in water columns and sediments of the ocean. Proc. Natl. Acad. Sci. U. S. A. 102: 14683–14688. doi:10.1073/pnas.0506625102 ... [365]

2730 Frey, C., Sun, X., Szemlerski, J., Casciotti, K. L., Garcia-Robledo, E., Jayakumar, A., Kelly, C. L., Lehmann, M. F., and Ward, B. B.: Kinetics of nitrous oxide production from ammonia oxidation in the Eastern Tropical North Pacific. *Limnol. Oceanogr.*, 68, 424–438. <https://doi.org/10.1002/lno.12283>, 2023. **Deleted:** X. Sun, L. Szemlerski, and others. 2023. Casciotti, K. L., Garcia-Robledo, E., Jayakumar, A., Kelly, C. L., Lehmann, M. F., and Ward, B. B.: Kinetics of nitrous oxide production from ammonia oxidation in the Eastern Tropical North Pacific. Limnol. Oceanogr., 68: 424–438. ... [https://doi:](https://doi.org/10.1002/lno.12283) ... [366]

2730 Garcia, H. E. and Gordon, L. I.: Oxygen Solubility in Seawater: Better Fitting Equations. *Limnol. Oceanogr.*, 37, 1307–1312, 1992. **Deleted:** ... and L. I. Gordon. 1992. L. I.: Oxygen Solubility in Seawater: Better Fitting Equations. Limnol. Oceanogr., 37: 1307–1312. ... [367]

2735 Goreau, T. J., Kaplan, W. A., Wofsy, S. C., McElroy, M. B., Valois, F. W., and Watson, S. W.: Production of NO₂- and N₂O by Nitrifying Bacteria at Reduced Concentrations of Oxygen. *Appl. Environ. Microbiol.*, 40, 526–532. <https://doi.org/10.1128/aem.40.3.526-532.1980>, 1980. **Deleted:** W. A. Kaplan, S. C. Wofsy, M. B. McElroy, F. W. Valois, B., Valois, F. W., and S. W. Watson. 1980. S. W.: Production of NO₂- and N₂O by Nitrifying Bacteria at Reduced Concentrations of Oxygen. Appl. Environ. Microbiol., 40: 526–532. ... [https://doi:](https://doi.org/10.1128/aem.40.3.526-532.1980) ... [368]

2735 Granger, J. and Sigman, D. M.: Removal of nitrite with sulfamic acid for nitrate N and O isotope analysis with the denitrifier method. *Rapid Commun. Mass Spectrom.*, 23, 3753–3762. <https://doi.org/10.1002/rcm.4307>, 2009. **Deleted:** ... and D. M. Sigman. 2009. D. M.: Removal of nitrite with sulfamic acid for nitrate N and O isotope analysis with the denitrifier method. Rapid Commun. Mass Spectrom., 23: 3753–3762. ... [https://doi:](https://doi.org/10.1002/rcm.4307) ... [369]

2740 Grasshoff, K., Ehrhardt, M., Kremling, K., and Anderson, L. G. (Eds.): Methods of seawater analysis, 3rd, completely rev. and extended ed., Wiley-VCH, Weinheim; New York, 600 pp., 1999. **Deleted:** M. Ehrhardt, K. Kremling, K., and L. G. Anderson, eds. 1999. L. G. (Eds.): Methods of seawater analysis, 3rd, completely rev. and extended ed. ... [370]

2740 Hink, L., Nicol, G. W., and Prosser, J. I.: Archaea produce lower yields of N₂O than bacteria during aerobic ammonia oxidation in soil: N₂O production by soil ammonia oxidisers. *Environ. Microbiol.*, 19, 4829–4837. <https://doi.org/10.1111/1462-2920.13282>, 2017a. **Deleted:** P. ... [371]

Hink, L., Lycus, P., Gubry-Rangin, C., Frostegård, Å., Nicol, G. W., Prosser, J. I., and Bakken, L. R.: Kinetics of NH₃-oxidation, NO₂-turnover, N₂O-production and electron flow during oxygen depletion in

Deleted: C. Gubry-Rangin, Å. Frostegård, G. W. Nicol, J. I. Prosser, J. I., and L. R. Bakken. 2017a. ... [371]

model bacterial and archaeal ammonia oxidisers, *Environ. Microbiol.*, 19, 4882–4896, <https://doi.org/10.1111/1462-2920.13914>, 2017b. **Deleted:** Environ. Microbiol...., 19:... 4882–4896. ... [https://doi:](https://doi.org/10.1111/1462-2920.13914) (... [372])

2890 Holmes, R. M., Aminot, A., Kérouel, R., Hooker, B. A., and Peterson, B. J.: A simple and precise method for measuring ammonium in marine and freshwater ecosystems, *Can. J. Fish. Aquat. Sci.*, 56, 1801–1808, <https://doi.org/10.1139/f99-128>, 1999. **Deleted:** Hink, L., G. W. Nicol, and J. I. Prosser. 2017b. Archaea produce lower yields of N₂O than bacteria during aerobic ammonia oxidation in soil: N₂O production by soil ammonia oxidisers. *Environ. Microbiol.* 19: 4829–4837. doi:10.1111/1462-2920... [373]

2895 Ji, Q., Babbin, A. R., Jayakumar, A., Oleynik, S., and Ward, B. B.: Nitrous oxide production by nitrification and denitrification in the Eastern Tropical South Pacific oxygen minimum zone, *Geophys. Res. Lett.*, 42, 10,755–10,764, <https://doi.org/10.1002/2015GL066853>, 2015. **Deleted:** A. R. ...abbin, A. R., Jayakumar, S....., Oleynik, S., and Ward, B. B. Ward. 2015..... Nitrous oxide production by nitrification and denitrification in the Eastern Tropical South Pacific oxygen minimum zone.... *Geophys. Res. Lett.*...., 42:... 10,755–10,764. [https://doi:](https://doi.org/10.1002/2015GL066853) (... [374])

Ji, Q., Buitenhuis, E., Suntharalingam, P., Sarmiento, J. L., and Ward, B. B.: Global Nitrous Oxide Production Determined by Oxygen Sensitivity of Nitrification and Denitrification, *Glob. Biogeochem. Cycles*, 32, 1790–1802, <https://doi.org/10.1029/2018GB005887>, 2018. **Deleted:** E. ...uitenhuis, P....., Suntharalingam, J. L....., Sarmiento, J. L., and B. B. ...ard. 2018..... B. B.: Global Nitrous Oxide Production Determined by Oxygen Sensitivity of Nitrification and Denitrification.... *Glob. Biogeochem. Cycles*, 32:... 1790–1802. , [https://doi:](https://doi.org/10.1029/2018GB005887) (... [375])

2900 Kaiser, J., Park, S., Boering, K. A., Brenninkmeijer, C. A. M., Hilker, A., and Röckmann, T.: Mass spectrometric method for the absolute calibration of the intramolecular nitrogen isotope distribution in nitrous oxide, *Anal. Bioanal. Chem.*, 378, 256–269, <https://doi.org/10.1007/s00216-003-2233-2>, 2004. **Deleted:** Jung, M.-Y., R. Well, D. Min, A. Gieseemann, S.-J. Park, J.-G. Kim, S.-J. Kim, and S.-K. Rhee. 2014. Isotopic signatures of N₂O produced by ammonia-oxidizing archaea from soils. *ISME J.* 8: 1115–1125. doi:10.1038/ismej.2013.205* (... [376])

Kantnerová, K., Hattori, S., Toyoda, S., Yoshida, N., Emmenegger, L., Bernasconi, S. M., and Mohn, J.: Clumped isotope signatures of nitrous oxide formed by bacterial denitrification, *Geochim. Cosmochim. Acta*, 328, 120–129, <https://doi.org/10.1016/j.gca.2022.05.006>, 2022. **Deleted:** S. ...attori, S....., Toyoda, N....., Yoshida, L....., Emmenegger, S. M....., Bernasconi, S. M., and J. ...ohn. 2022..... J.: Clumped isotope signatures of nitrous oxide formed by bacterial denitrification.... *Geochim. Cosmochim. Acta*, 328:... 120–129. [https://doi:](https://doi.org/10.1016/j.gca.2022.05.006) (... [377])

2905 Kelly, C. L.: ckelly314/pyisotopomer: v1.0.4, <https://doi.org/10.5281/zenodo.7552724>, 2023. **Deleted:** . 2023.....: ckelly314/pyisotopomer: v1.0.4..... , [https://doi:](https://doi.org/10.5281/zenodo.7552724) (... [378])

Kelly, C. L., Travis, N. M., Baya, P. A., and Casciotti, K. L.: Quantifying Nitrous Oxide Cycling Regimes in the Eastern Tropical North Pacific Ocean With Isotopomer Analysis, *Glob. Biogeochem. Cycles*, 35, e2020GB006637, <https://doi.org/10.1029/2020GB006637>, 2021.

2910 Kelly, C. L., Manning, C., Frey, C., Kaiser, J., Gluschkoff, N., and Casciotti, K. L.: Pyisotopomer: A Python package for obtaining intramolecular isotope ratio differences from mass spectrometric analysis of nitrous oxide isotopocules, *Rapid Commun. Mass Spectrom.*, 37, e9513, <https://doi.org/10.1002/rcm.9513>, 2023. **Deleted:** Frey, J....., Kaiser, N....., Gluschkoff, N., and K. L.asciotti. 2023..... K. L.: Pyisotopomer: A Python package for obtaining intramolecular isotope ratio differences from mass spectrometric analysis of nitrous oxide isotopocules.... *Rapid Commun. Mass Spectrom.*...., 37:... e9513. [https://doi:](https://doi.org/10.1002/rcm.9513) (... [379])

Kim, K.-R. and Craig, H.: Two-isotope characterization of N₂O in the Pacific Ocean and constraints on its origin in deep water, *Nature*, 347, 58–61, <https://doi.org/10.1038/347058a0>, 1990. **Deleted:** Kelly, C. L., N. M. Travis, P. A. Baya, and K. L. Casciotti. 2021. Quantifying Nitrous Oxide Cycling Regimes in the Eastern Tropical North Pacific Ocean With Isotopomer Analysis. *Glob. Biogeochem. Cycles* 35: e2020GB006637. doi:10.1029/2020GB006637* (... [380])

2915 Kozłowski, J. A., Kits, K. D., and Stein, L. Y.: Comparison of Nitrogen Oxide Metabolism among Diverse Ammonia-Oxidizing Bacteria, *Front. Microbiol.*, 7, <https://doi.org/10.3389/fmicb.2016.01090>, 2016. **Deleted:** K. D....Kits, K. D., and L. Y.tein. 2016.... L. Y.: Comparison of Nitrogen Oxide Metabolism among Diverse Ammonia-Oxidizing Bacteria.... *Front. Microbiol.*...., 7. [https://doi:](https://doi.org/10.3389/fmicb.2016.01090) (... [381])

- 3075 Kraft, B., Jehmlich, N., Larsen, M., Bristow, J. A., Könneke, M., Thamdrup, B., and Canfield, D. E.: Oxygen and nitrogen production by an ammonia-oxidizing archaeon. *Science*. <https://doi.org/10.1126/science.abe6733>, 2022.
- 3080 Kuypers, M. M. M., Marchant, H. K., and Kartal, B.: The microbial nitrogen-cycling network. *Nat. Rev. Microbiol.*, 16, 263–276. <https://doi.org/10.1038/nrmicro.2018.9>, 2018.
- 3080 Lancaster, K. M., Caranto, J. D., Majer, S. H., and Smith, M. A.: Alternative Bioenergy: Updates to and Challenges in Nitrification Metalloenzymology. *Joule*, 2, 421–441. <https://doi.org/10.1016/j.joule.2018.01.018>, 2018.
- 3085 Lazo-Murphy, B. M., Larson, S., Staines, S., Bruck, H., McHenry, J., Bourbonnais, A., and Peng, X.: Nitrous oxide production and isotopomer composition by fungi isolated from salt marsh sediments. *Front. Mar. Sci.*, 9, 2022.
- 3090 Lipschultz, F.: Chapter 31 - Isotope Tracer Methods for Studies of the Marine Nitrogen Cycle, in: *Nitrogen in the Marine Environment (Second Edition)*, edited by: Capone, D. G., Bronk, D. A., Mulholland, M. R., and Carpenter, E. J., Academic Press, San Diego, 1345–1384. <https://doi.org/10.1016/B978-0-12-372522-6.00031-1>, 2008.
- 3090 Magyar, P. M., Orphan, V. J., and Eiler, J. M.: Measurement of rare isotopologues of nitrous oxide by high-resolution multi-collector mass spectrometry. *Rapid Commun. Mass Spectrom.*, 30, 1923–1940. <https://doi.org/10.1002/rcm.7671>, 2016.
- 3095 Martens-Habbena, W., Qin, W., Horak, R. E. A., Urakawa, H., Schauer, A. J., Moffett, J. W., Armbrust, E. V., Ingalls, A. E., Devol, A. H., and Stahl, D. A.: The production of nitric oxide by marine ammonia-oxidizing archaea and inhibition of archaeal ammonia oxidation by a nitric oxide scavenger. *Environ. Microbiol.*, 17, 2261–2274. <https://doi.org/10.1111/1462-2920.12677>, 2015.
- 3100 McIlvin, M. R. and Altabet, M. A.: Chemical Conversion of Nitrate and Nitrite to Nitrous Oxide for Nitrogen and Oxygen Isotopic Analysis in Freshwater and Seawater. *Anal. Chem.*, 77, 5589–5595. <https://doi.org/10.1021/ac050528s>, 2005.
- 3100 McIlvin, M. R. and Casciotti, K. L.: Fully automated system for stable isotopic analyses of dissolved nitrous oxide at natural abundance levels. *Limnol. Oceanogr. Methods*, 8, 54–66. <https://doi.org/10.4319/lom.2010.8.54>, 2010.
- 3100 McIlvin, M. R. and Casciotti, K. L.: Technical updates to the bacterial method for nitrate isotopic analyses. *Anal. Chem.*, 83, 1850–1856. <https://doi.org/10.1021/ac1028984>, 2011.
- 3105 Monreal, P. J., Kelly, C. L., Travis, N. M., and Casciotti, K. L.: Identifying the Sources and Drivers of Nitrous Oxide Accumulation in the Eddy-Influenced Eastern Tropical North Pacific Oxygen-Deficient Zone. *Glob. Biogeochem. Cycles*, 36, e2022GB007310. <https://doi.org/10.1029/2022GB007310>, 2022.
- Deleted:** N. Jehmlich, M. Larsen, L. A. Bristow, M. Könneke, B. Thamdrup, B., and D. E. Canfield. 2022. D. E.: Oxygen and nitrogen production by an ammonia-oxidizing archaeon. *Science*. <https://doi.org/10.1126/science.abe6733> ... [382]
- Deleted:** H. K. Marchant, H. K., and B. Kartal. 2018. B.: The microbial nitrogen-cycling network. *Nat. Rev. Microbiol.*, 16: 263–276. <https://doi.org/10.1038/nrmicro.2018.9> ... [383]
- Deleted:** J. D. Caranto, S. H. Majer, S. H., and M. A. Smith. 2018. M. A.: Alternative Bioenergy: Updates to and Challenges in Nitrification Metalloenzymology. *Joule*, 2: 421–441. <https://doi.org/10.1016/j.joule.2018.01.018> ... [384]
- Deleted:** S. Larson, S., Staines, H., Bruck, J., McHenry, A., Bourbonnais, A., and X. Peng. 2022. X.: Nitrous oxide production and isotopomer composition by fungi isolated from salt marsh sediments. *Front. Mar. Sci.* ... [385]
- Deleted:** Lewicka-Szczepak, D., J. Augustin, A. Giesemann, and R. Well. 2017. Quantifying N2O reduction to N2 based on N2O isotopocules – validation with independent methods (helium incubation and 15N gas flux method). *Biogeosciences* 14: 711–732. <https://doi.org/10.5194/bg-14-711-2017> ... [386]
- Deleted:** Löscher, C. R., A. Kock, M. Könneke, J. LaRoche, H. W. Bange, and R. A. Schmitz. 2012. Production of oceanic nitrous oxide by ammonia-oxidizing archaea. *Biogeosciences* 9: 2419–2429. <https://doi.org/10.5194/bg-9-2419-2012> ... [387]
- Deleted:** W. Martens-Habbena, R. E. A. Horak, R. E. A., Urakawa, H., Schauer, A. J., Moffett, J. W., Armbrust, E. V., Ingalls, A. E., Devol, A. H., and others. 2015. Stahl, D. A.: The production of nitric oxide by marine ammonia-oxidizing archaea and inhibition of archaeal ammonia oxidation by a nitric oxide scavenger. *Environ. Microbiol.*, 17: 2261–2274. <https://doi.org/10.1111/1462-2920.12677> ... [388]
- Deleted:** M. R. Altabet, M. A. 2005. M. A.: Chemical Conversion of Nitrate and Nitrite to Nitrous Oxide for Nitrogen and Oxygen Isotopic Analysis in Freshwater and Seawater. *Anal. Chem.*, 77: 5589–5595. <https://doi.org/10.1021/ac050528s> ... [389]
- Deleted:** K. L. Casciotti, K. L.: Fully automated system for stable isotopic analyses of dissolved nitrous oxide at natural abundance levels. *Limnol. Oceanogr. Methods*, 8: 54–66. <https://doi.org/10.4319/lom.2010.8.54> ... [390]
- Deleted:** K. L. Casciotti, K. L.: Technical updates to the bacterial method for nitrate isotopic analyses. *Anal. Chem.*, 83: 1850–1856. <https://doi.org/10.1021/ac1028984> ... [391]
- Deleted:** C. L. Kelly, N. M. Travis, N. M., and K. L. Casciotti. 2022. K. L.: Identifying the Sources and Drivers of Nitrous Oxide Accumulation in the Eddy-Influenced Eastern Tropical North Pacific Oxygen-Deficient Zone. *Glob. Biogeochem. Cycles*, 36: e2022GB007310. <https://doi.org/10.1029/2022GB007310> ... [392]

Naqvi, S. W. A., Jayakumar, D. A., Narvekar, P. V., Naik, H., Sarma, V. V. S. S., D'Souza, W., Joseph, S., and George, M. D.: Increased marine production of N₂O due to intensifying anoxia on the Indian continental shelf. *Nature*, 408, 346–349. <https://doi.org/10.1038/35042551>, 2000.

Nelder, J. A. and Mead, R.: A Simplex Method for Function Minimization. *Comput. J.*, 7, 308–313. <https://doi.org/10.1093/comjnl/7.4.308>, 1965.

Nevison, C., Butler, J. H., and Elkins, J. W.: Global distribution of N₂O and the Delta N₂O-AOU yield in the subsurface ocean. *Glob. Biogeochem. Cycles*, 17, 1119. <https://doi.org/10.1029/2003GB002068>, 2003.

Ocean Nino Index:

https://origin.cpc.ncep.noaa.gov/products/analysis_monitoring/ensostuff/ONI_v5.php, last access: 20 July 2020.

Oschlies, A., Brandt, P., Stramma, L., and Schmidtko, S.: Drivers and mechanisms of ocean deoxygenation. *Nat. Geosci.*, 11, 467–473. <https://doi.org/10.1038/s41561-018-0152-2>, 2018.

Peng, X. and Valentine, D. L.: Diversity and N₂O Production Potential of Fungi in an Oceanic Oxygen Minimum Zone. *J. Fungi*, 7, 218. <https://doi.org/10.3390/jof7030218>, 2021.

Popp, B. N., Westley, M. B., Toyoda, S., Miwa, T., Dore, J. E., Yoshida, N., Rust, T. M., Sansone, F. J., Russ, M. E., Ostrom, N. E., and Ostrom, P. H.: Nitrogen and oxygen isotopic constraints on the origins and sea-to-air flux of N₂O in the oligotrophic subtropical North Pacific gyre. *Glob. Biogeochem. Cycles*, 16, 12-1-12–10. <https://doi.org/10.1029/2001GB001806>, 2002.

Rahn, T. and Wahlen, M.: A reassessment of the global isotopic budget of atmospheric nitrous oxide. *Glob. Biogeochem. Cycles*, 14, 537–543. <https://doi.org/10.1029/1999GB900070>, 2000.

Rohe, L., Anderson, T.-H., Braker, G., Flessa, H., Giesemann, A., Lewicka-Szczepak, D., Wrage-Mönnig, N., and Well, R.: Dual isotope and isotopomer signatures of nitrous oxide from fungal denitrification – a pure culture study. *Rapid Commun. Mass Spectrom.*, 28, 1893–1903. <https://doi.org/10.1002/rcm.6975>, 2014.

Schmidtko, S., Stramma, L., and Visbeck, M.: Decline in global oceanic oxygen content during the past five decades. *Nature*, 542, 335–339. <https://doi.org/10.1038/nature21399>, 2017.

Shoun, H., Fushinobu, S., Jiang, L., Kim, S.-W., and Wakagi, T.: Fungal denitrification and nitric oxide reductase cytochrome P450nor. *Philos. Trans. Biol. Sci.*, 367, 1186–1194, 2012.

Si, Y., Zhu, Y., Sanders, J., Kinkel, D. B., Purdy, K. J., and Trimmer, M.: Direct biological fixation provides a freshwater sink for N₂O. *Nat. Commun.*, 14, 6775. <https://doi.org/10.1038/s41467-023-42481-2>, 2023.

Deleted: D. A. ... ayakumar, P. V. A., Narvekar, H. V., Naik, H., Sarma, V. V. S. S. Sarma, W., D'Souza, S., Joseph, S., and M. D. ... eorge. 2000. M. D.: Increased marine production of N₂O due to intensifying anoxia on the Indian continental shelf. *Nature*, 408: ... 346–349. <https://doi.org/10.1038/35042551>. [393]

Deleted: and R. ead. 1965. R.: A Simplex Method for Function Minimization. *Comput. J.*, 7: ... 308–313. <https://doi.org/10.1093/comjnl/7.4.308>. [394]

Deleted: J. H. ... utler, J. H., and J. W. ... lkins. 2003. J. W.: Global distribution of N₂O and the Delta N₂O-AOU yield in the subsurface ocean. *Glob. Biogeochem. Cycles*, 17: ... 1119. <https://doi.org/10.1029/2003GB002068>. [395]

Moved down [18]: E.,

Deleted: Newell, S.

Deleted: A. R. Babbín, A. Jayakumar, and B. B. Ward. 2011. Ammonia oxidation rates and nitrification in the Arabian Sea. *Glob. Biogeochem. Cycles* 25. doi:<https://doi.org/10.1029/2010GB003940> NOAA Climate Prediction Center. Ocean Nino Index. [396]

Deleted: P. ... randt, L., Stramma, L., and S. ... chmidtko. 2018. S.: Drivers and mechanisms of ocean deoxygenation. *Nat. Geosci.*, 11: ... 467–473. <https://doi.org/10.1038/s41561-018-0152-2>. [396]

Deleted: and D. L. ... alentine. 2021. D. L.: Diversity and N₂O Production Potential of Fungi in an Oceanic Oxygen Minimum Zone. *J. Fungi*, 7: ... 218. <https://doi.org/10.3390/jof7030218>. [397]

Moved (insertion) [19] [398]

Deleted: Pérez, T., S. E. Trumbore, S. C. Tyler

Deleted: , P. A. Matson, I. Ortiz-Monasterio, T. Rahn, and D. W. T. Griffith. 2001. Identifying the agricultural imprint on the global N₂O budget using stable isotopes. *J. Geophys. Res. Atmospheres* 106: 9869–9878. doi:[10.1029/2000JD900809](https://doi.org/10.1029/2000JD900809) [399]

Moved up [19]: Popp, B. N.,

Deleted: M. B. Westley, S. Toyoda, and others. 2002. Nitrogen and oxygen isotopic constraints on the origins and sea-to-air flux of N₂O in the oligotrophic subtropical North Pacific gyre. *Glob. Biogeochem. Cycles*, 16: ... 12-1-12–10. <https://doi.org/10.1029/2001GB001806>. [399]

Deleted: Prokopiou, M., P. Martinier, this link will open in a new window Link to external site, and others. 2017. Constraining N₂O emissions since 1940 using firm air isotope measurements in both hemispheres. *Atmospheric Chem. Phys.* 17: 4539–4564. doi:[10.5194/acp-17-4539-2017](https://doi.org/10.5194/acp-17-4539-2017) [400]

Deleted: Revsbech, N. P., L. H. Larsen, J. Gundersen, T. Dalsgaard, O. Ulloa, and B. Thamdrup. 2009. Determination of ultra-low oxygen concentrations in oxygen minimum zones by the STOX sensor. *Limnol. Oceanogr. Methods* 7: 371–381. doi:[10.4319/lom.2009.7.371](https://doi.org/10.4319/lom.2009.7.371) [401]

Deleted: Santoro, A. E., C. Buchwald, M. R. McIlvin, and K. L. Casciotti. 2011. Isotopic Signature of N₂O Produced by Marine Ammonia-Oxidizing Archaea. *Science* 333: 1282–1285. doi:[10.1126/science.1208239](https://doi.org/10.1126/science.1208239) [402]

Santoro, A. E., and K. L. Casciotti. 2011. Enrichment and characterization of ammonia-oxidizing archaea from the o [402]

Deleted: Y. ... hu, I., Sanders, D. B., Kinkel, K. J. B., Purdy, K. J., and M. ... rimmer. 2023. M.: Direct biolog [403]

Sigman, D. M., Casciotti, ~~K. L.~~, Andreani, ~~M.~~, Barford, ~~C.~~, Galanter, ~~M.~~, and Böhlke, ~~J. K.~~: A Bacterial Method for the Nitrogen Isotopic Analysis of Nitrate in Seawater and Freshwater. *Anal. Chem.* **73**, 4145–4153. <https://doi.org/10.1021/ac010088e>, 2001.

Deleted: K. L. ...asciotti, M. Andreani, C. Barford, M. Galanter, M., and J. K. ...öhlke. 2001. J. K.: A Bacterial Method for the Nitrogen Isotopic Analysis of Nitrate in Seawater and Freshwater. Anal. Chem., 73: ... 4145–4153. ... h (... [404])

Smith, C., Nicholls, ~~Z. R. J.~~, Armour, ~~K.~~, Collins, ~~W.~~, Dufresne, ~~J.-L.~~, Frame, ~~D.~~, Lunt, ~~D. J.~~, Mauritsen, ~~M. D.~~, Palmer, ~~M. D.~~, Watanabe, ~~M.~~, Wild, ~~M.~~, and Zhang, ~~H.~~: The Earth's Energy Budget, Climate Feedbacks, and Climate Sensitivity Supplementary Material, in: *Climate Change 2021: The Physical Science Basis. Contribution of Working Group I to the Sixth Assessment Report of the Intergovernmental Panel on Climate Change*, edited by: Masson-Delmotte, V., Zhai, P., Pirani, A., Connors, S. L., Péan, C., Berger, S., Caud, N., Chen, Y., Goldfarb, L., Gomis, M. I., Huang, M., Leitzell, K., Lonnoy, E., Matthews, J. B. R., Maycock, T. K., Waterfield, T., Yelekçi, O., Yu, R., and Zhou, B., Cambridge University Press, Cambridge, United Kingdom, 2021.

Deleted: Z. R. J. ...icholls, K. R. J., Armour, and others. 2021. Collins, W., Dufresne, J.-L., Frame, D., Lunt, D. J., Mauritsen, M. D., Palmer, M. D., Watanabe, M., Wild, M., and Zhang, H.: The Earth's Energy Budget, Climate Feedbacks, and Climate Sensitivity Supplementary Material, *In* V. Masson-Delmotte, P. Zhai, A. Pirani, et al. [eds.], ...n: *Climate Change 2021: The Physical Science Basis. Contribution of Working Group I to the Sixth Assessment Report of the Intergovernmental Panel on Climate Change*. Cambridge University Press (... [405])

Smriga, S., Ciccarese, D., and Babbín, A. R.: Denitrifying bacteria respond to and shape microscale gradients within particulate matrices. *Commun. Biol.* **4**, 570. <https://doi.org/10.1038/s42003-021-02102-4>, 2021.

Stein, L. Y.: Insights into the physiology of ammonia-oxidizing microorganisms. *Curr. Opin. Chem. Biol.* **49**, 9–15. <https://doi.org/10.1016/j.cbpa.2018.09.003>, 2019.

Deleted: . 2019. Insights into the physiology of ammonia-oxidizing microorganisms. Curr. Opin. Chem. Biol., 49: ... 9–15. ... https://doi: (... [406])

Stein, L. Y. and Yung, Y. L.: Production, Isotopic Composition, and Atmospheric Fate of Biologically Produced Nitrous Oxide. *Annu. Rev. Earth Planet. Sci.* **31**, 329–356. <https://doi.org/10.1146/annurev.earth.31.110502.080901>, 2003.

Deleted: and Y. L. ...ung. 2003. Y. L.: Production, Isotopic Composition, and Atmospheric Fate of Biologically Produced Nitrous Oxide. Annu. Rev. Earth Planet. Sci., 31: ... 329–356. <https://doi:> (... [407])

Stieglmeier, M., Mooshammer, ~~M.~~, Kitzler, ~~B.~~, Wanek, ~~W.~~, Zechmeister-Boltenstern, ~~S.~~, Richter, ~~A.~~, and Schleper, ~~C.~~: Aerobic nitrous oxide production through N-nitrosating hybrid formation in ammonia-oxidizing archaea. *ISME J.* **8**, 1135–1146. <https://doi.org/10.1038/ismej.2013.220>, 2014.

Deleted: M. ...ooshammer, B., Kitzler, W., Wanek, S., Zechmeister-Boltenstern, A., Richter, A., and C. ...Schleper. 2014. C.: Aerobic nitrous oxide production through N-nitrosating hybrid formation in ammonia-oxidizing archaea. ISME J., 8: ... 1135–1146. ... <https://doi:> (... [408])

Stramma, L., Johnson, ~~G. C.~~, Sprintall, ~~J.~~, and Mohrholz, ~~V.~~: Expanding Oxygen-Minimum Zones in the Tropical Oceans. *Science* **320**, 655–658. <https://doi.org/10.1126/science.1153847>, 2008.

Deleted: G. C. ...ohnson, J. C., Sprintall, J., and V. ...ohrholz. 2008. ... V.: Expanding Oxygen-Minimum Zones in the Tropical Oceans. Science, 320: ... 655–658. ... <https://doi:> (... [409])

Sun, X., Ji, Q., Jayakumar, A., and Ward, B. B.: Dependence of nitrite oxidation on nitrite and oxygen in low-oxygen seawater. *Geophys. Res. Lett.* **44**, 7883–7891. <https://doi.org/10.1002/2017GL074355>, 2017.

Sun, X., Jayakumar, A., Tracey, J. C., Wallace, E., Kelly, C. L., Casciotti, K. L., and Ward, B. B.: Microbial N₂O consumption in and above marine N₂O production hotspots. *ISME J.* **15**, 1434–1444. <https://doi.org/10.1038/s41396-020-00861-2>, 2021a.

Deleted: .
Deleted: E., Garcia-Robledo, A., Jayakumar, A., and B. B. Ward. 2021a. ... B. B.: Microbial niche differentiation explains oxidation in marine oxygen minimum zones. ISME J., 15: ... 1317–1329. ... <https://doi:> ...org/10.1038/s41396-020-00852-3 Sun, X., A. Jayakumar, J. C. Tracey, E. Wallace, C. L. Kelly, K. L. Casciotti, and B. B. Ward. 2021b. Microbial N₂O consumption in and above marine N₂O production hotspots. *ISME J.* **15**: 1434–1444. doi:10.1038/s41396-020-00861-2 Sun, X., Q. Ji, A. Jayakumar, and B. B. Ward. 2017. Dependence of nitrite oxidation on nitrite and oxygen in low-oxygen seawater. *Geophys. Res. Lett.* **44**: 7883–7891. doi:10.1002/2017GL (... [410])

Sun, X., Frey, C., Garcia-Robledo, E., Jayakumar, A., and Ward, B. B.: Microbial niche differentiation explains nitrite oxidation in marine oxygen minimum zones. *ISME J.* **15**, 1317–1329. <https://doi.org/10.1038/s41396-020-00852-3>, 2021b.

Sutka, R. L., Ostrom, N. E., Ostrom, P. H., Gandhi, H., and Breznak, J. A.: Nitrogen isotopomer site preference of N₂O produced by *Nitrosomonas europaea* and *Methylococcus capsulatus* Bath, *Rapid Commun. Mass Spectrom.*, **17**, 738–745, <https://doi.org/10.1002/rcm.968>, 2003.

Deleted: G. C. Adams, N. E. Ostrom, and P. H. Ostrom, 2008. Isotopologue fractionation during... P. H., Gandhi, H., and Breznak, J. A.: Nitrogen isotopomer site preference of N₂O produced by fungal denitrification... *Nitrosomonas europaea* and *Methylococcus capsulatus* Bath, *Rapid Commun. Mass Spectrom.* **22**: 3989–3996. ...CM, 17, 738–745, <https://doi.org/10.1002/rcm.3820> (... [411])

Sutka, R. L., Ostrom, N. E., Ostrom, P. H., Gandhi, H., and Breznak, J. A.: Nitrogen isotopomer site preference of N₂O produced by *Nitrosomonas europaea* and *Methylococcus capsulatus* Bath, *Rapid Commun. Mass Spectrom.*, **18**, 1411–1412, <https://doi.org/10.1002/rcm.1482>, 2004.

Deleted: Ostrom, P. H., Ostrom, J. A., Breznak, J. A., Gandhi, H., ... (... [412])

Sutka, R. L., Ostrom, N. E., Ostrom, P. H., Breznak, J. A., Gandhi, H., Pitt, A. J., and Li, F.: Distinguishing Nitrous Oxide Production from Nitrification and Denitrification on the Basis of Isotopomer Abundances, *Appl. Environ. Microbiol.*, **72**, 638–644, <https://doi.org/10.1128/AEM.72.1.638-644.2006>, 2006.

Deleted: F. Li, 2006. F.: Distinguishing Nitrous Oxide Production from Nitrification and Denitrification on the Basis of Isotopomer Abundances... *Appl. Environ. Microbiol.*, **72**: 638–644. ... <https://doi.org/10.1128/AEM.72.1.638-644.2006> (... [413])

Sutka, R. L., Adams, G. C., Ostrom, N. E., and Ostrom, P. H.: Isotopologue fractionation during N₂O production by fungal denitrification, *Rapid Commun. Mass Spectrom.*, **22**, 3989–3996, <https://doi.org/10.1002/rcm.3820>, 2008.

Deleted: N. E. Adams, G. C., Ostrom, P. H., Ostrom, H., Gandhi, H., and J. A. Breznak. 2003. Nitrogen isotopomer site preference of... Ostrom, P. H.: Isotopologue fractionation during N₂O produced by *Nitrosomonas europaea* and *Methylococcus capsulatus* Bath... *Rapid Commun. Mass Spectrom.* **RCM 17**: 738–745. ... **22**, 3989–3996, <https://doi.org/10.1002/rcm.968> (... [414])

Tian, H., Xu, R., Canadell, J. G., Thompson, R. L., Winiwarter, W., Suntharalingam, P., Davidson, E. A., Ciais, P., Jackson, R. B., Janssens-Maenhout, G., Prather, M. J., Regnier, P., Pan, N., Pan, S., Peters, G. P., Shi, H., Tubiello, F. N., Zaehle, S., Zhou, F., Arneeth, A., Battaglia, G., Berthet, S., Bopp, L., Bouwman, A. F., Buitenhuis, E. T., Chang, J., Chipperfield, M. P., Dangal, S. R. S., Dlugokencky, E., Elkins, J. W., Eyre, B. D., Fu, B., Hall, B., Ito, A., Joos, F., Krummel, P. B., Landolfi, A., Laruelle, G. G., Lauerwald, R., Li, W., Lienert, S., Maavara, T., MacLeod, M., Millet, D. B., Olin, S., Patra, P. K., Prinn, R. G., Raymond, P. A., Ruiz, D. J., van der Werf, G. R., Vuichard, N., Wang, J., Weiss, R. F., Wells, K. C., Wilson, C., Yang, J., and Yao, Y.: A comprehensive quantification of global nitrous oxide sources and sinks, *Nature*, **586**, 248–256, <https://doi.org/10.1038/s41586-020-2780-0>, 2020.

Deleted: Sutka, R. L., N. E. Ostrom, P. H. Ostrom, H. Gandhi, and J. A. Breznak. 2004. Nitrogen isotopomer site preference of N₂O produced by *Nitrosomonas europaea* and *Methylococcus capsulatus* Bath. *Rapid Commun. Mass Spectrom.* **18**: 1411–1412. doi:10.1002/rcm.1482 (... [415])

Toyoda, S. and Yoshida, N.: Determination of nitrogen isotopomers of nitrous oxide on a modified isotope ratio mass spectrometer, *Anal. Chem.*, **71**, 4711–4718, <https://doi.org/10.1021/ac9904563>, 1999.

Deleted: Toyoda, S., T. Kakimoto, K. Kudo, and others. 2021. Distribution and Production Mechanisms of N₂O in the Western Arctic Ocean. *Glob. Biogeochem. Cycles* **35**: e2020GB006881. doi:<https://doi.org/10.1029/2020GB006881>
Toyoda, S., H. Mutobe, H. Yamagishi, N. Yoshida, and Y. Tanji. 2005. Fractionation of N₂O isotopomers during production by denitrifier. *Soil Biol. Biochem.* **37**: 1535–1545. doi:10.1016/j.soilbio.2005.01.009
Toyoda, S., K. Terajima, N. Yoshida, C. Yoshikawa, A. Makabe, F. Hashihama, and H. Ogawa. 2023. Extensive Accumulation of Nitrous Oxide in the Oxygen Minimum Zone in the Bay of Bengal. *Glob. Biogeochem. Cycles* **37**: e2022GB007689. doi:10.1029/2022GB007689
Toyoda, S., and N. Yoshida. 1999. Toyoda, S. and Yoshida, N.: Determination of nitrogen isotopomers of nitrous oxide on a modified isotope ratio mass spectrometer... *Anal. Chem.*, **71**: 4711–4718. ... <https://doi.org/10.1021/ac9904563> (... [416])

Toyoda, S., Yoshida, N., Miwa, T., Matsui, Y., Yamagishi, H., Tsunogai, U., Nojiri, Y., and Tsurushima, N.: Production mechanism and global budget of N₂O inferred from its isotopomers in the western North Pacific, *Geophys. Res. Lett.*, **29**, 7-1-7-4, <https://doi.org/10.1029/2001GL014311>, 2002.

Toyoda, S., Mutobe, H., Yamagishi, H., Yoshida, N., and Tanji, Y.: Fractionation of N₂O isotopomers during production by denitrifier, *Soil Biol. Biochem.*, **37**, 1535–1545, <https://doi.org/10.1016/j.soilbio.2005.01.009>, 2005.

Deleted: N. Yoshida, T. Miwa, Y. Matsui, H. Yamagishi, U. Tsunogai, Y. Nojiri, Y., and N. Tsurushima. 2002. N.: Production mechanism and global budget of N₂O inferred from its isotopomers in the western North Pacific... *Geophys. Res. Lett.*, **29**: 7-1-7-4. ... <https://doi.org/10.1029/2001GL014311> (... [417])

Toyoda, S., Yoshida, O., Yamagishi, H., Fujii, A., Yoshida, N., and Watanabe, S.: Identifying the origin of nitrous oxide dissolved in deep ocean by concentration and isotopocule analyses, *Sci. Rep.*, **9**, 1–9, <https://doi.org/10.1038/s41598-019-44224-0>, 2019.

Deleted: O. Yoshida, H. Mutobe, H. Yamagishi, A. Fujii, N. Yoshida, N. ... (... [418])

Deleted: and S. Yamagishi, H., Fujii, A., Yoshida, N., and Watanabe. 2019. S.: Identifying the origin of nitrous oxide dissolved in deep ocean by concentration and isotopocule analyses... *Sci. Rep.*, **9**: 1–9. ... <https://doi.org/10.1038/s41598-019-44224-0> (... [419])

3865 [Toyoda, S., Kakimoto, T., Kudo, K., Yoshida, N., Sasano, D., Kosugi, N., Ishii, M., Kameyama, S., Inagawa, M., Yoshikawa-Inoue, H., Nishino, S., Murata, A., Ishidoya, S., and Morimoto, S.: Distribution and Production Mechanisms of N₂O in the Western Arctic Ocean, *Glob. Biogeochem. Cycles*, 35, e2020GB006881, <https://doi.org/10.1029/2020GB006881>, 2021.](#)

3870 [Toyoda, S., Terajima, K., Yoshida, N., Yoshikawa, C., Makabe, A., Hashihama, F., and Ogawa, H.: Extensive Accumulation of Nitrous Oxide in the Oxygen Minimum Zone in the Bay of Bengal, *Glob. Biogeochem. Cycles*, 37, e2022GB007689, <https://doi.org/10.1029/2022GB007689>, 2023.](#)

Travis, N. M., Kelly, C. L., Mulholland, M. R., and Casciotti, K. L.: Nitrite cycling in the primary nitrite maxima of the eastern tropical North Pacific, *Biogeosciences*, 20, 325–347, <https://doi.org/10.5194/bg-20-325-2023>, 2023.

Deleted: C. L. Kelly, M. R. Mulholland, M. R., and K. L. Casciotti. 2023. Nitrite cycling in the primary nitrite maxima of the eastern tropical North Pacific. *Biogeosciences*, 20: 325–347. <https://doi.org/10.5194/bg-20-325-2023>. [420]

3875 [Trimmer, M., Chronopoulou, P.-M., Maanoja, S. T., Upstill-Goddard, R. C., Kitidis, V., and Purdy, K. J.: Nitrous oxide as a function of oxygen and archaeal gene abundance in the North Pacific, *Nat. Commun.*, 7, 13451–13451, <https://doi.org/10.1038/ncomms13451>, 2016.](#)

Deleted: P.-M. Chronopoulou, S. T. Maanoja, R. C. Upstill-Goddard, V. Kitidis, and K. J. Purdy. 2016. Nitrous oxide as a function of oxygen and archaeal gene abundance in the North Pacific. *Nat. Commun.*, 7: 13451–13451. <https://doi.org/10.1038/ncomms13451>. [421]

3880 [Vajjala, N., Martens-Habbena, W., Sayavedra-Soto, L. A., Schauer, A., Bottomley, P. J., Stahl, D. A., and Arp, D. J.: Hydroxylamine as an intermediate in ammonia oxidation by globally abundant marine archaea, *Proc. Natl. Acad. Sci. U. S. A.*, 110, 1006–1011, 2013.](#)

Deleted: W. Martens-Habbena, L. A. Sayavedra-Soto, L. A., Schauer, P. J., Bottomley, D. A., Stahl, D. A., and Arp, D. J. 2013. Hydroxylamine as an intermediate in ammonia oxidation by globally abundant marine archaea. *Proc. Natl. Acad. Sci. U. S. A.*, 110: 1006–1011. <https://doi.org/10.1073/pnas.1212006110>. [422]

3885 [Virtanen, P., Gommers, R., Oliphant, T. E., Haberland, M., Reddy, T., Cournapeau, D., Burovski, E., Peterson, P., Weckesser, W., Bright, J., van der Walt, S. J., Brett, M., Wilson, J., Millman, K. J., Mayorov, N., Nelson, A. R. J., Jones, E., Kern, R., Larson, E., Carey, C. J., Polat, İ., Feng, Y., Moore, E. W., VanderPlas, J., Laxalde, D., Perktold, J., Cimrman, R., Henriksen, I., Quintero, E. A., Harris, C. R., Archibald, A. M., Ribeiro, A. H., Pedregosa, F., and van Mulbregt, P.: SciPy 1.0: fundamental algorithms for scientific computing in Python, *Nat. Methods*, 17, 261–272, <https://doi.org/10.1038/s41592-019-0686-2>, 2020.](#)

Deleted: Verhoeven, E., M. Barthel, L. Yu, and others. 2019. Early season N₂O emissions under variable water management in rice systems: source-partitioning emissions using isotope ratios along a depth profile. *Biogeosciences* 16: 383–408. [doi:https://doi.org/10.5194/bg-16-383-2019](https://doi.org/10.5194/bg-16-383-2019). [423]

3890 [Wan, X. S., Sheng, H.-X., Liu, L., Shen, H., Tang, W., Zou, W., Xu, M. N., Zheng, Z., Tan, E., Chen, M., Zhang, Y., Ward, B. B., and Kao, S.-J.: Particle-associated denitrification is the primary source of N₂O in oxic coastal waters, *Nat. Commun.*, 14, 8280, <https://doi.org/10.1038/s41467-023-43997-3>, 2023a.](#)

Deleted: Wan, X. S., L. Hou, S.-J. Kao, and others. 2023. [424]

[Wan, X. S., Hou, L., Kao, S.-J., Zhang, Y., Sheng, H.-X., Shen, H., Tong, S., Qin, W., and Ward, B. B.: Pathways of N₂O production by marine ammonia-oxidizing archaea determined from dual-isotope labeling, *Proc. Natl. Acad. Sci.*, 120, e2220697120, <https://doi.org/10.1073/pnas.2220697120>, 2023b.](#)

Deleted: ... *Proc. Natl. Acad. Sci.*, 120: e2220697120. <https://doi.org/10.1073/pnas.2220697120>. [424]

3895 [Wang, R. Z., Lonergan, Z. R., Wilbert, S. A., Eiler, J. M., and Newman, D. K.: Widespread detoxifying NO reductases impart a distinct isotopic fingerprint on N₂O under anoxia, *Microbiology*, <https://doi.org/10.1101/2023.10.13.562248>, 2023.](#)

3980 Westley, M. B., Yamagishi, H., Popp, B. N., and Yoshida, N.: Nitrous oxide cycling in the Black Sea inferred from stable isotope and isotopomer distributions. *Deep Sea Res. Part II Top. Stud. Oceanogr.* **53**, 1802–1816. <https://doi.org/10.1016/j.dsr2.2006.03.012>, 2006.

Deleted: H. ...amagishi, B. N....., Popp, and... N....., and Yoshida. 2006.... N.: Nitrous oxide cycling in the Black Sea inferred from stable isotope and isotopomer distributions.... *Deep Sea Res. Part II Top. Stud. Oceanogr.*..., 53:... 1802–1816. ... [https://doi:](https://doi.org/10.1016/j.dsr2.2006.03.012) ... [425]

3985 Wrage, N., Velthof, G. L., Van Beusichem, M. L., and Oenema, O.: Role of nitrifier denitrification in the production of nitrous oxide. *Soil Biol. Biochem.* **33**, 1723–1732. [https://doi.org/10.1016/S0038-0717\(01\)00096-7](https://doi.org/10.1016/S0038-0717(01)00096-7), 2001.

Deleted: G. L. ...elthof, M.... L....., Van Beusichem, M. L., and O. ...enema. 2001.... O.: Role of nitrifier denitrification in the production of nitrous oxide.... *Soil Biol. Biochem.*..., 33:... 1723–1732. ... [https://doi:](https://doi.org/10.1016/S0038-0717(01)00096-7) ... [426]

3990 Yamagishi, H., Westley, M. B., Popp, B. N., Toyoda, S., Yoshida, N., Watanabe, S., Koba, K., and Yamanaka, Y.: Role of nitrification and denitrification on the nitrous oxide cycle in the eastern tropical North Pacific and Gulf of California. *J. Geophys. Res. Biogeosciences*, **112**. <https://doi.org/10.1029/2006JG000227>, 2007.

Deleted: Wuechter, C., B. Abbas, M. J. L. Coolen, and others. 2006. Archaeal nitrification in the ocean. *Proc. Natl. Acad. Sci.* **103**: 12317–12322. doi:10.1073/pnas.0600756103* ... [427]

3990 Yang, H., Gandhi, H., Ostrom, N. E., and Hegg, E. L.: Isotopic Fractionation by a Fungal P450 Nitric Oxide Reductase during the Production of N₂O. *Environ. Sci. Technol.* **48**, 10707–10715. <https://doi.org/10.1021/es501912d>, 2014.

Deleted: Yamagishi, H., N. Yoshida, S. Toyoda, B. N. Popp, M. B. Westley, and S. Watanabe. 2005. Contributions of denitrification and mixing on the distribution of nitrous oxide in the North Pacific. *Geophys. Res. Lett.* **32**. doi:10.1029/2004GL021458* Yamulki, S., S. Toyoda, N. Yoshida, E. Veldkamp, B. Grant, and R. Bol. 2001. Diurnal fluxes and the isotopomer ratios of N₂O in a temperate grassland following urine amendment. *Rapid Commun. Mass Spectrom.* **15**: 1263–1269. doi:10.1002/rcm.352* ... [428]

3995 Zumft, W. G.: Cell biology and molecular basis of denitrification. *Microbiol. Mol. Biol. Rev.* **61**, 533–616. 1997, 1997. <https://doi.org/10.1128/mbr.61.4.533-616.1997>, 1997.

Deleted: Yoshida, N., and S. Toyoda. 2000. Constraining the atmospheric N₂O budget from intramolecular site preference in N₂O isotopomers. *Nature* **405**: 330–334. doi:10.1038/35012558* Yu, L., E. Harris, S. Henne, S. Eggleston, M. Steinbacher, L. Emmenegger, C. Zellweger, and J. Mohn. 2020. The isotopic composition of atmospheric nitrous oxide observed at the high-altitude research station Jungfrauoch, Switzerland. *Atmospheric Chem. Phys.* **20**: 6495–6519. doi:10.5194/acp-20-6495-20* ... [429]

Formatted: English (US)

Page 1: [1] Style Definition **Colette Kelly** **4/1/24 6:45:00 PM**

Bibliography: Indent: Left: 0", First line: 0", Space After: 12 pt, Line spacing: single

Page 1: [2] Formatted **Colette Kelly** **4/1/24 6:45:00 PM**

English (US)

Page 1: [3] Formatted **Colette Kelly** **4/1/24 6:45:00 PM**

English (US)

Page 1: [4] Formatted **Colette Kelly** **4/1/24 6:45:00 PM**

English (US)

Page 1: [5] Formatted **Colette Kelly** **4/1/24 6:45:00 PM**

English (US)

Page 1: [6] Formatted **Colette Kelly** **4/1/24 6:45:00 PM**

English (US)

Page 1: [7] Formatted **Colette Kelly** **4/1/24 6:45:00 PM**

English (US)

Page 1: [8] Formatted **Colette Kelly** **4/1/24 6:45:00 PM**

English (US)

Page 1: [9] Formatted **Colette Kelly** **4/1/24 6:45:00 PM**

English (US)

Page 1: [9] Formatted **Colette Kelly** **4/1/24 6:45:00 PM**

English (US)

Page 1: [9] Formatted **Colette Kelly** **4/1/24 6:45:00 PM**

English (US)

Page 1: [9] Formatted **Colette Kelly** **4/1/24 6:45:00 PM**

English (US)

Page 1: [9] Formatted **Colette Kelly** **4/1/24 6:45:00 PM**

English (US)

Page 1: [10] Formatted **Colette Kelly** **4/1/24 6:45:00 PM**

English (US)

Page 1: [11] Formatted **Colette Kelly** **4/1/24 6:45:00 PM**

English (US)

Page 1: [11] Formatted	Colette Kelly	4/1/24 6:45:00 PM
-------------------------------	----------------------	--------------------------

English (US)

Page 1: [11] Formatted	Colette Kelly	4/1/24 6:45:00 PM
-------------------------------	----------------------	--------------------------

English (US)

Page 1: [11] Formatted	Colette Kelly	4/1/24 6:45:00 PM
-------------------------------	----------------------	--------------------------

English (US)

Page 1: [11] Formatted	Colette Kelly	4/1/24 6:45:00 PM
-------------------------------	----------------------	--------------------------

English (US)

Page 1: [12] Formatted	Colette Kelly	4/1/24 6:45:00 PM
-------------------------------	----------------------	--------------------------

English (US)

Page 1: [13] Formatted	Colette Kelly	4/1/24 6:45:00 PM
-------------------------------	----------------------	--------------------------

English (US)

Page 1: [14] Formatted	Colette Kelly	4/1/24 6:45:00 PM
-------------------------------	----------------------	--------------------------

English (US)

Page 1: [15] Formatted	Colette Kelly	4/1/24 6:45:00 PM
-------------------------------	----------------------	--------------------------

English (US)

Page 1: [16] Formatted	Colette Kelly	4/1/24 6:45:00 PM
-------------------------------	----------------------	--------------------------

English (US)

Page 1: [17] Formatted	Colette Kelly	4/1/24 6:45:00 PM
-------------------------------	----------------------	--------------------------

English (US)

Page 1: [18] Formatted	Colette Kelly	4/1/24 6:45:00 PM
-------------------------------	----------------------	--------------------------

English (US)

Page 1: [19] Formatted	Colette Kelly	4/1/24 6:45:00 PM
-------------------------------	----------------------	--------------------------

English (US)

Page 1: [20] Formatted	Colette Kelly	4/1/24 6:45:00 PM
-------------------------------	----------------------	--------------------------

English (US)

Page 1: [20] Formatted	Colette Kelly	4/1/24 6:45:00 PM
-------------------------------	----------------------	--------------------------

English (US)

Page 1: [20] Formatted	Colette Kelly	4/1/24 6:45:00 PM
-------------------------------	----------------------	--------------------------

English (US)

Page 1: [20] Formatted Colette Kelly 4/1/24 6:45:00 PM

English (US)

Page 1: [20] Formatted Colette Kelly 4/1/24 6:45:00 PM

English (US)

Page 1: [20] Formatted Colette Kelly 4/1/24 6:45:00 PM

English (US)

Page 1: [21] Formatted Colette Kelly 4/1/24 6:45:00 PM

English (US)

Page 1: [22] Formatted Colette Kelly 4/1/24 6:45:00 PM

English (US)

Page 1: [23] Formatted Colette Kelly 4/1/24 6:45:00 PM

English (US)

Page 1: [24] Formatted Colette Kelly 4/1/24 6:45:00 PM

English (US)

Page 1: [24] Formatted Colette Kelly 4/1/24 6:45:00 PM

English (US)

Page 1: [25] Formatted Colette Kelly 4/1/24 6:45:00 PM

English (US)

Page 1: [26] Formatted Colette Kelly 4/1/24 6:45:00 PM

English (US)

Page 1: [27] Formatted Colette Kelly 4/1/24 6:45:00 PM

English (US)

Page 2: [28] Deleted Colette Kelly 4/1/24 6:45:00 PM

Page 6: [29] Formatted Colette Kelly 4/1/24 6:45:00 PM

English (US)

Page 6: [29] Formatted Colette Kelly 4/1/24 6:45:00 PM

English (US)

Page 6: [30] Formatted Colette Kelly 4/1/24 6:45:00 PM

English (US)

Page 6: [31] Formatted	Colette Kelly	4/1/24 6:45:00 PM
-------------------------------	----------------------	--------------------------

English (US)

Page 6: [32] Formatted	Colette Kelly	4/1/24 6:45:00 PM
-------------------------------	----------------------	--------------------------

English (US)

Page 6: [33] Formatted	Colette Kelly	4/1/24 6:45:00 PM
-------------------------------	----------------------	--------------------------

English (US)

Page 6: [34] Formatted	Colette Kelly	4/1/24 6:45:00 PM
-------------------------------	----------------------	--------------------------

English (US)

Page 6: [35] Formatted	Colette Kelly	4/1/24 6:45:00 PM
-------------------------------	----------------------	--------------------------

English (US)

Page 6: [36] Formatted	Colette Kelly	4/1/24 6:45:00 PM
-------------------------------	----------------------	--------------------------

English (US)

Page 6: [37] Formatted	Colette Kelly	4/1/24 6:45:00 PM
-------------------------------	----------------------	--------------------------

English (US)

Page 6: [38] Deleted	Colette Kelly	4/1/24 6:45:00 PM
-----------------------------	----------------------	--------------------------

▼

Page 6: [39] Formatted	Colette Kelly	4/1/24 6:45:00 PM
-------------------------------	----------------------	--------------------------

English (US)

Page 6: [40] Formatted	Colette Kelly	4/1/24 6:45:00 PM
-------------------------------	----------------------	--------------------------

English (US)

Page 6: [41] Formatted	Colette Kelly	4/1/24 6:45:00 PM
-------------------------------	----------------------	--------------------------

English (US)

Page 6: [42] Formatted	Colette Kelly	4/1/24 6:45:00 PM
-------------------------------	----------------------	--------------------------

English (US)

Page 6: [43] Formatted	Colette Kelly	4/1/24 6:45:00 PM
-------------------------------	----------------------	--------------------------

English (US)

Page 6: [44] Formatted	Colette Kelly	4/1/24 6:45:00 PM
-------------------------------	----------------------	--------------------------

English (US)

Page 6: [45] Formatted	Colette Kelly	4/1/24 6:45:00 PM
-------------------------------	----------------------	--------------------------

English (US)

Page 6: [46] Formatted	Colette Kelly	4/1/24 6:45:00 PM
-------------------------------	----------------------	--------------------------

English (US)

Page 6: [47] Formatted	Colette Kelly	4/1/24 6:45:00 PM
-------------------------------	----------------------	--------------------------

English (US)

Page 6: [48] Formatted	Colette Kelly	4/1/24 6:45:00 PM
-------------------------------	----------------------	--------------------------

English (US)

Page 6: [49] Formatted	Colette Kelly	4/1/24 6:45:00 PM
-------------------------------	----------------------	--------------------------

English (US)

Page 6: [50] Formatted	Colette Kelly	4/1/24 6:45:00 PM
-------------------------------	----------------------	--------------------------

English (US)

Page 6: [51] Formatted	Colette Kelly	4/1/24 6:45:00 PM
-------------------------------	----------------------	--------------------------

English (US)

Page 6: [52] Formatted	Colette Kelly	4/1/24 6:45:00 PM
-------------------------------	----------------------	--------------------------

English (US)

Page 6: [53] Deleted	Colette Kelly	4/1/24 6:45:00 PM
-----------------------------	----------------------	--------------------------

▼

Page 6: [54] Formatted	Colette Kelly	4/1/24 6:45:00 PM
-------------------------------	----------------------	--------------------------

English (US)

Page 6: [55] Formatted	Colette Kelly	4/1/24 6:45:00 PM
-------------------------------	----------------------	--------------------------

English (US)

Page 6: [56] Formatted	Colette Kelly	4/1/24 6:45:00 PM
-------------------------------	----------------------	--------------------------

English (US)

Page 6: [57] Formatted	Colette Kelly	4/1/24 6:45:00 PM
-------------------------------	----------------------	--------------------------

English (US)

Page 6: [57] Formatted	Colette Kelly	4/1/24 6:45:00 PM
-------------------------------	----------------------	--------------------------

English (US)

Page 6: [58] Formatted	Colette Kelly	4/1/24 6:45:00 PM
-------------------------------	----------------------	--------------------------

English (US)

Page 6: [59] Formatted	Colette Kelly	4/1/24 6:45:00 PM
-------------------------------	----------------------	--------------------------

English (US)

Page 6: [60] Formatted	Colette Kelly	4/1/24 6:45:00 PM
English (US)		
Page 6: [61] Deleted	Colette Kelly	4/1/24 6:45:00 PM
▼		
Page 8: [62] Deleted	Colette Kelly	4/1/24 6:45:00 PM
▼		
Page 9: [63] Formatted Table	Colette Kelly	
Formatted Table		
Page 9: [64] Deleted	Colette Kelly	4/1/24 6:45:00 PM
▼		
Page 9: [65] Formatted	Colette Kelly	4/1/24 6:45:00 PM
English (US)		
Page 9: [66] Formatted	Colette Kelly	4/1/24 6:45:00 PM
English (US)		
Page 9: [67] Formatted	Colette Kelly	4/1/24 6:45:00 PM
English (US)		
Page 9: [68] Formatted	Colette Kelly	4/1/24 6:45:00 PM
English (US)		
Page 9: [69] Formatted	Colette Kelly	4/1/24 6:45:00 PM
English (US)		
Page 9: [70] Deleted	Colette Kelly	4/1/24 6:45:00 PM
▼		
Page 9: [71] Formatted	Colette Kelly	4/1/24 6:45:00 PM
English (US)		
Page 9: [72] Formatted	Colette Kelly	4/1/24 6:45:00 PM
English (US)		
Page 9: [73] Formatted	Colette Kelly	4/1/24 6:45:00 PM
English (US)		
Page 9: [74] Formatted	Colette Kelly	4/1/24 6:45:00 PM
English (US)		
Page 9: [75] Formatted	Colette Kelly	4/1/24 6:45:00 PM

English (US)

Page 9: [76] Formatted	Colette Kelly	4/1/24 6:45:00 PM
-------------------------------	----------------------	--------------------------

English (US)

Page 9: [77] Formatted	Colette Kelly	4/1/24 6:45:00 PM
-------------------------------	----------------------	--------------------------

English (US)

Page 9: [78] Formatted	Colette Kelly	4/1/24 6:45:00 PM
-------------------------------	----------------------	--------------------------

English (US)

Page 9: [79] Formatted	Colette Kelly	4/1/24 6:45:00 PM
-------------------------------	----------------------	--------------------------

English (US)

Page 9: [80] Formatted	Colette Kelly	4/1/24 6:45:00 PM
-------------------------------	----------------------	--------------------------

English (US)

Page 9: [81] Formatted	Colette Kelly	4/1/24 6:45:00 PM
-------------------------------	----------------------	--------------------------

English (US)

Page 9: [82] Formatted	Colette Kelly	4/1/24 6:45:00 PM
-------------------------------	----------------------	--------------------------

English (US)

Page 9: [83] Formatted	Colette Kelly	4/1/24 6:45:00 PM
-------------------------------	----------------------	--------------------------

English (US)

Page 9: [84] Formatted	Colette Kelly	4/1/24 6:45:00 PM
-------------------------------	----------------------	--------------------------

English (US)

Page 9: [85] Formatted	Colette Kelly	4/1/24 6:45:00 PM
-------------------------------	----------------------	--------------------------

English (US)

Page 9: [86] Formatted	Colette Kelly	4/1/24 6:45:00 PM
-------------------------------	----------------------	--------------------------

English (US)

Page 9: [87] Formatted	Colette Kelly	4/1/24 6:45:00 PM
-------------------------------	----------------------	--------------------------

English (US)

Page 9: [88] Formatted	Colette Kelly	4/1/24 6:45:00 PM
-------------------------------	----------------------	--------------------------

English (US)

Page 9: [89] Formatted	Colette Kelly	4/1/24 6:45:00 PM
-------------------------------	----------------------	--------------------------

English (US)

Page 9: [90] Deleted	Colette Kelly	4/1/24 6:45:00 PM
-----------------------------	----------------------	--------------------------

▼
Page 12: [91] Formatted Colette Kelly 4/1/24 6:45:00 PM

English (US)

Page 12: [91] Formatted Colette Kelly 4/1/24 6:45:00 PM

English (US)

Page 12: [92] Formatted Colette Kelly 4/1/24 6:45:00 PM

English (US)

Page 12: [92] Formatted Colette Kelly 4/1/24 6:45:00 PM

English (US)

Page 12: [92] Formatted Colette Kelly 4/1/24 6:45:00 PM

English (US)

Page 14: [93] Formatted Colette Kelly 4/1/24 6:45:00 PM

English (US)

Page 14: [94] Formatted Colette Kelly 4/1/24 6:45:00 PM

English (US)

Page 14: [95] Formatted Table Colette Kelly

Formatted Table

Page 14: [96] Formatted Colette Kelly 4/1/24 6:45:00 PM

English (US)

Page 14: [97] Formatted Colette Kelly 4/1/24 6:45:00 PM

English (US)

Page 14: [98] Formatted Colette Kelly 4/1/24 6:45:00 PM

English (US)

Page 14: [99] Formatted Colette Kelly 4/1/24 6:45:00 PM

English (US)

Page 14: [100] Formatted Colette Kelly 4/1/24 6:45:00 PM

English (US)

Page 14: [101] Deleted Colette Kelly 4/1/24 6:45:00 PM

▼
Page 14: [102] Formatted Colette Kelly 4/1/24 6:45:00 PM

English (US)

Page 14: [103] Formatted	Colette Kelly	4/1/24 6:45:00 PM
---------------------------------	----------------------	--------------------------

English (US)

Page 14: [104] Formatted Table	Colette Kelly	
---------------------------------------	----------------------	--

Formatted Table

Page 14: [105] Formatted	Colette Kelly	4/1/24 6:45:00 PM
---------------------------------	----------------------	--------------------------

English (US)

Page 14: [106] Formatted	Colette Kelly	4/1/24 6:45:00 PM
---------------------------------	----------------------	--------------------------

English (US)

Page 14: [107] Formatted	Colette Kelly	4/1/24 6:45:00 PM
---------------------------------	----------------------	--------------------------

English (US)

Page 14: [108] Formatted	Colette Kelly	4/1/24 6:45:00 PM
---------------------------------	----------------------	--------------------------

English (US)

Page 14: [109] Formatted	Colette Kelly	4/1/24 6:45:00 PM
---------------------------------	----------------------	--------------------------

English (US)

Page 14: [110] Formatted	Colette Kelly	4/1/24 6:45:00 PM
---------------------------------	----------------------	--------------------------

English (US)

Page 14: [111] Formatted	Colette Kelly	4/1/24 6:45:00 PM
---------------------------------	----------------------	--------------------------

English (US)

Page 14: [112] Formatted	Colette Kelly	4/1/24 6:45:00 PM
---------------------------------	----------------------	--------------------------

English (US)

Page 14: [113] Formatted	Colette Kelly	4/1/24 6:45:00 PM
---------------------------------	----------------------	--------------------------

English (US)

Page 14: [114] Formatted Table	Colette Kelly	
---------------------------------------	----------------------	--

Formatted Table

Page 14: [115] Formatted	Colette Kelly	4/1/24 6:45:00 PM
---------------------------------	----------------------	--------------------------

English (US)

Page 14: [116] Formatted	Colette Kelly	4/1/24 6:45:00 PM
---------------------------------	----------------------	--------------------------

English (US)

Page 14: [117] Formatted	Colette Kelly	4/1/24 6:45:00 PM
---------------------------------	----------------------	--------------------------

Font color: Auto, English (US)

Page 14: [118] Formatted Colette Kelly 4/1/24 6:45:00 PM

English (US)

Page 14: [119] Formatted Colette Kelly 4/1/24 6:45:00 PM

English (US)

Page 14: [120] Formatted Colette Kelly 4/1/24 6:45:00 PM

English (US)

Page 14: [121] Formatted Colette Kelly 4/1/24 6:45:00 PM

English (US)

Page 14: [122] Formatted Colette Kelly 4/1/24 6:45:00 PM

English (US)

Page 14: [123] Formatted Table Colette Kelly

Formatted Table

Page 14: [124] Deleted Colette Kelly 4/1/24 6:45:00 PM

Page 15: [125] Formatted Colette Kelly 4/1/24 6:45:00 PM

English (US)

Page 15: [126] Formatted Colette Kelly 4/1/24 6:45:00 PM

English (US)

Page 15: [127] Formatted Colette Kelly 4/1/24 6:45:00 PM

English (US)

Page 15: [128] Formatted Colette Kelly 4/1/24 6:45:00 PM

English (US)

Page 15: [129] Formatted Colette Kelly 4/1/24 6:45:00 PM

English (US)

Page 15: [130] Formatted Colette Kelly 4/1/24 6:45:00 PM

English (US)

Page 15: [131] Formatted Colette Kelly 4/1/24 6:45:00 PM

English (US)

Page 15: [132] Formatted Colette Kelly 4/1/24 6:45:00 PM

English (US)

Page 15: [133] Formatted **Colette Kelly** **4/1/24 6:45:00 PM**

English (US)

Page 15: [134] Formatted **Colette Kelly** **4/1/24 6:45:00 PM**

English (US)

Page 15: [135] Formatted **Colette Kelly** **4/1/24 6:45:00 PM**

English (US)

Page 15: [136] Formatted **Colette Kelly** **4/1/24 6:45:00 PM**

English (US)

Page 15: [137] Formatted **Colette Kelly** **4/1/24 6:45:00 PM**

English (US)

Page 15: [138] Formatted **Colette Kelly** **4/1/24 6:45:00 PM**

English (US)

Page 15: [139] Formatted **Colette Kelly** **4/1/24 6:45:00 PM**

English (US)

Page 15: [140] Formatted **Colette Kelly** **4/1/24 6:45:00 PM**

English (US)

Page 15: [141] Formatted **Colette Kelly** **4/1/24 6:45:00 PM**

English (US)

Page 15: [142] Formatted **Colette Kelly** **4/1/24 6:45:00 PM**

English (US)

Page 15: [143] Formatted **Colette Kelly** **4/1/24 6:45:00 PM**

English (US)

Page 15: [144] Formatted **Colette Kelly** **4/1/24 6:45:00 PM**

English (US)

Page 15: [145] Formatted **Colette Kelly** **4/1/24 6:45:00 PM**

English (US)

Page 17: [146] Deleted **Colette Kelly** **4/1/24 6:45:00 PM**

Page 20: [147] Formatted **Colette Kelly** **4/1/24 6:45:00 PM**

English (US)

Page 20: [148] Formatted	Colette Kelly	4/1/24 6:45:00 PM
---------------------------------	----------------------	--------------------------

English (US)

Page 20: [148] Formatted	Colette Kelly	4/1/24 6:45:00 PM
---------------------------------	----------------------	--------------------------

English (US)

Page 20: [148] Formatted	Colette Kelly	4/1/24 6:45:00 PM
---------------------------------	----------------------	--------------------------

English (US)

Page 20: [148] Formatted	Colette Kelly	4/1/24 6:45:00 PM
---------------------------------	----------------------	--------------------------

English (US)

Page 20: [149] Formatted	Colette Kelly	4/1/24 6:45:00 PM
---------------------------------	----------------------	--------------------------

English (US)

Page 20: [149] Formatted	Colette Kelly	4/1/24 6:45:00 PM
---------------------------------	----------------------	--------------------------

English (US)

Page 20: [149] Formatted	Colette Kelly	4/1/24 6:45:00 PM
---------------------------------	----------------------	--------------------------

English (US)

Page 20: [149] Formatted	Colette Kelly	4/1/24 6:45:00 PM
---------------------------------	----------------------	--------------------------

English (US)

Page 20: [149] Formatted	Colette Kelly	4/1/24 6:45:00 PM
---------------------------------	----------------------	--------------------------

English (US)

Page 20: [150] Formatted	Colette Kelly	4/1/24 6:45:00 PM
---------------------------------	----------------------	--------------------------

English (US)

Page 20: [151] Formatted	Colette Kelly	4/1/24 6:45:00 PM
---------------------------------	----------------------	--------------------------

English (US)

Page 20: [152] Formatted	Colette Kelly	4/1/24 6:45:00 PM
---------------------------------	----------------------	--------------------------

English (US)

Page 20: [153] Formatted	Colette Kelly	4/1/24 6:45:00 PM
---------------------------------	----------------------	--------------------------

English (US)

Page 20: [154] Formatted	Colette Kelly	4/1/24 6:45:00 PM
---------------------------------	----------------------	--------------------------

English (US)

Page 20: [155] Formatted	Colette Kelly	4/1/24 6:45:00 PM
---------------------------------	----------------------	--------------------------

English (US)

Page 20: [156] Formatted **Colette Kelly** **4/1/24 6:45:00 PM**

English (US)

Page 20: [157] Formatted **Colette Kelly** **4/1/24 6:45:00 PM**

English (US)

Page 20: [158] Formatted **Colette Kelly** **4/1/24 6:45:00 PM**

English (US)

Page 20: [158] Formatted **Colette Kelly** **4/1/24 6:45:00 PM**

English (US)

Page 20: [158] Formatted **Colette Kelly** **4/1/24 6:45:00 PM**

English (US)

Page 20: [158] Formatted **Colette Kelly** **4/1/24 6:45:00 PM**

English (US)

Page 20: [158] Formatted **Colette Kelly** **4/1/24 6:45:00 PM**

English (US)

Page 20: [159] Formatted **Colette Kelly** **4/1/24 6:45:00 PM**

English (US)

Page 20: [160] Formatted **Colette Kelly** **4/1/24 6:45:00 PM**

English (US)

Page 20: [161] Formatted **Colette Kelly** **4/1/24 6:45:00 PM**

English (US)

Page 20: [161] Formatted **Colette Kelly** **4/1/24 6:45:00 PM**

English (US)

Page 20: [161] Formatted **Colette Kelly** **4/1/24 6:45:00 PM**

English (US)

Page 20: [161] Formatted **Colette Kelly** **4/1/24 6:45:00 PM**

English (US)

Page 20: [161] Formatted **Colette Kelly** **4/1/24 6:45:00 PM**

English (US)

Page 20: [162] Formatted **Colette Kelly** **4/1/24 6:45:00 PM**

English (US)

Page 20: [163] Formatted	Colette Kelly	4/1/24 6:45:00 PM
---------------------------------	----------------------	--------------------------

English (US)

Page 20: [163] Formatted	Colette Kelly	4/1/24 6:45:00 PM
---------------------------------	----------------------	--------------------------

English (US)

Page 20: [163] Formatted	Colette Kelly	4/1/24 6:45:00 PM
---------------------------------	----------------------	--------------------------

English (US)

Page 20: [164] Formatted	Colette Kelly	4/1/24 6:45:00 PM
---------------------------------	----------------------	--------------------------

English (US)

Page 20: [164] Formatted	Colette Kelly	4/1/24 6:45:00 PM
---------------------------------	----------------------	--------------------------

English (US)

Page 20: [164] Formatted	Colette Kelly	4/1/24 6:45:00 PM
---------------------------------	----------------------	--------------------------

English (US)

Page 20: [165] Formatted	Colette Kelly	4/1/24 6:45:00 PM
---------------------------------	----------------------	--------------------------

English (US)

Page 20: [166] Formatted	Colette Kelly	4/1/24 6:45:00 PM
---------------------------------	----------------------	--------------------------

English (US)

Page 20: [166] Formatted	Colette Kelly	4/1/24 6:45:00 PM
---------------------------------	----------------------	--------------------------

English (US)

Page 20: [166] Formatted	Colette Kelly	4/1/24 6:45:00 PM
---------------------------------	----------------------	--------------------------

English (US)

Page 20: [167] Formatted	Colette Kelly	4/1/24 6:45:00 PM
---------------------------------	----------------------	--------------------------

English (US)

Page 20: [168] Formatted	Colette Kelly	4/1/24 6:45:00 PM
---------------------------------	----------------------	--------------------------

English (US)

Page 20: [168] Formatted	Colette Kelly	4/1/24 6:45:00 PM
---------------------------------	----------------------	--------------------------

English (US)

Page 20: [168] Formatted	Colette Kelly	4/1/24 6:45:00 PM
---------------------------------	----------------------	--------------------------

English (US)

Page 20: [168] Formatted	Colette Kelly	4/1/24 6:45:00 PM
---------------------------------	----------------------	--------------------------

English (US)

Page 20: [169] Formatted **Colette Kelly** **4/1/24 6:45:00 PM**

English (US)

Page 20: [170] Formatted **Colette Kelly** **4/1/24 6:45:00 PM**

English (US)

Page 20: [171] Formatted **Colette Kelly** **4/1/24 6:45:00 PM**

English (US)

Page 20: [171] Formatted **Colette Kelly** **4/1/24 6:45:00 PM**

English (US)

Page 20: [171] Formatted **Colette Kelly** **4/1/24 6:45:00 PM**

English (US)

Page 20: [172] Formatted **Colette Kelly** **4/1/24 6:45:00 PM**

English (US)

Page 20: [172] Formatted **Colette Kelly** **4/1/24 6:45:00 PM**

English (US)

Page 20: [172] Formatted **Colette Kelly** **4/1/24 6:45:00 PM**

English (US)

Page 20: [173] Formatted **Colette Kelly** **4/1/24 6:45:00 PM**

English (US)

Page 20: [174] Formatted **Colette Kelly** **4/1/24 6:45:00 PM**

English (US)

Page 20: [175] Formatted **Colette Kelly** **4/1/24 6:45:00 PM**

English (US)

Page 20: [175] Formatted **Colette Kelly** **4/1/24 6:45:00 PM**

English (US)

Page 20: [175] Formatted **Colette Kelly** **4/1/24 6:45:00 PM**

English (US)

Page 20: [176] Formatted **Colette Kelly** **4/1/24 6:45:00 PM**

English (US)

Page 20: [177] Formatted **Colette Kelly** **4/1/24 6:45:00 PM**

English (US)

Page 20: [177] Formatted Colette Kelly 4/1/24 6:45:00 PM

English (US)

Page 20: [177] Formatted Colette Kelly 4/1/24 6:45:00 PM

English (US)

Page 20: [178] Deleted Colette Kelly 4/1/24 6:45:00 PM

▼

Page 20: [179] Deleted Colette Kelly 4/1/24 6:45:00 PM

▼

Page 20: [179] Deleted Colette Kelly 4/1/24 6:45:00 PM

▼

Page 20: [179] Deleted Colette Kelly 4/1/24 6:45:00 PM

▼

Page 20: [180] Formatted Colette Kelly 4/1/24 6:45:00 PM

English (US)

Page 20: [180] Formatted Colette Kelly 4/1/24 6:45:00 PM

English (US)

Page 20: [181] Formatted Colette Kelly 4/1/24 6:45:00 PM

English (US)

Page 20: [181] Formatted Colette Kelly 4/1/24 6:45:00 PM

English (US)

Page 20: [181] Formatted Colette Kelly 4/1/24 6:45:00 PM

English (US)

Page 20: [181] Formatted Colette Kelly 4/1/24 6:45:00 PM

English (US)

Page 20: [181] Formatted Colette Kelly 4/1/24 6:45:00 PM

English (US)

Page 20: [181] Formatted Colette Kelly 4/1/24 6:45:00 PM

English (US)

Page 20: [181] Formatted **Colette Kelly** **4/1/24 6:45:00 PM**

English (US)

Page 20: [182] Formatted **Colette Kelly** **4/1/24 6:45:00 PM**

English (US)

Page 20: [183] Formatted **Colette Kelly** **4/1/24 6:45:00 PM**

English (US)

Page 20: [184] Deleted **Colette Kelly** **4/1/24 6:45:00 PM**

▼

Page 20: [184] Deleted **Colette Kelly** **4/1/24 6:45:00 PM**

▼

Page 21: [185] Formatted **Colette Kelly** **4/1/24 6:45:00 PM**

English (US)

Page 21: [185] Formatted **Colette Kelly** **4/1/24 6:45:00 PM**

English (US)

Page 21: [186] Formatted **Colette Kelly** **4/1/24 6:45:00 PM**

English (US)

Page 21: [186] Formatted **Colette Kelly** **4/1/24 6:45:00 PM**

English (US)

Page 21: [186] Formatted **Colette Kelly** **4/1/24 6:45:00 PM**

English (US)

Page 21: [186] Formatted **Colette Kelly** **4/1/24 6:45:00 PM**

English (US)

Page 21: [186] Formatted **Colette Kelly** **4/1/24 6:45:00 PM**

English (US)

Page 21: [186] Formatted **Colette Kelly** **4/1/24 6:45:00 PM**

English (US)

Page 21: [186] Formatted **Colette Kelly** **4/1/24 6:45:00 PM**

English (US)

Page 21: [187] Formatted **Colette Kelly** **4/1/24 6:45:00 PM**

English (US)

Page 21: [187] Formatted	Colette Kelly	4/1/24 6:45:00 PM
---------------------------------	----------------------	--------------------------

English (US)

Page 21: [187] Formatted	Colette Kelly	4/1/24 6:45:00 PM
---------------------------------	----------------------	--------------------------

English (US)

Page 21: [187] Formatted	Colette Kelly	4/1/24 6:45:00 PM
---------------------------------	----------------------	--------------------------

English (US)

Page 21: [187] Formatted	Colette Kelly	4/1/24 6:45:00 PM
---------------------------------	----------------------	--------------------------

English (US)

Page 21: [188] Formatted	Colette Kelly	4/1/24 6:45:00 PM
---------------------------------	----------------------	--------------------------

English (US)

Page 21: [188] Formatted	Colette Kelly	4/1/24 6:45:00 PM
---------------------------------	----------------------	--------------------------

English (US)

Page 21: [188] Formatted	Colette Kelly	4/1/24 6:45:00 PM
---------------------------------	----------------------	--------------------------

English (US)

Page 21: [188] Formatted	Colette Kelly	4/1/24 6:45:00 PM
---------------------------------	----------------------	--------------------------

English (US)

Page 21: [188] Formatted	Colette Kelly	4/1/24 6:45:00 PM
---------------------------------	----------------------	--------------------------

English (US)

Page 21: [189] Formatted	Colette Kelly	4/1/24 6:45:00 PM
---------------------------------	----------------------	--------------------------

English (US)

Page 21: [190] Formatted	Colette Kelly	4/1/24 6:45:00 PM
---------------------------------	----------------------	--------------------------

English (US)

Page 21: [190] Formatted	Colette Kelly	4/1/24 6:45:00 PM
---------------------------------	----------------------	--------------------------

English (US)

Page 21: [190] Formatted	Colette Kelly	4/1/24 6:45:00 PM
---------------------------------	----------------------	--------------------------

English (US)

Page 21: [190] Formatted	Colette Kelly	4/1/24 6:45:00 PM
---------------------------------	----------------------	--------------------------

English (US)

Page 21: [190] Formatted	Colette Kelly	4/1/24 6:45:00 PM
---------------------------------	----------------------	--------------------------

English (US)

Page 21: [191] Formatted Colette Kelly 4/1/24 6:45:00 PM

English (US)

Page 21: [192] Formatted Colette Kelly 4/1/24 6:45:00 PM

English (US)

Page 21: [193] Formatted Colette Kelly 4/1/24 6:45:00 PM

English (US)

Page 21: [194] Formatted Colette Kelly 4/1/24 6:45:00 PM

English (US)

Page 21: [195] Formatted Colette Kelly 4/1/24 6:45:00 PM

English (US)

Page 21: [196] Formatted Colette Kelly 4/1/24 6:45:00 PM

English (US)

Page 21: [197] Formatted Colette Kelly 4/1/24 6:45:00 PM

English (US)

Page 21: [198] Formatted Colette Kelly 4/1/24 6:45:00 PM

English (US)

Page 21: [199] Formatted Colette Kelly 4/1/24 6:45:00 PM

English (US)

Page 21: [200] Formatted Colette Kelly 4/1/24 6:45:00 PM

English (US)

Page 21: [201] Deleted Colette Kelly 4/1/24 6:45:00 PM

Page 21: [202] Formatted Colette Kelly 4/1/24 6:45:00 PM

English (US)

Page 21: [203] Formatted Colette Kelly 4/1/24 6:45:00 PM

English (US)

Page 21: [204] Formatted Colette Kelly 4/1/24 6:45:00 PM

English (US)

Page 21: [205] Formatted Colette Kelly 4/1/24 6:45:00 PM

English (US)

Page 21: [206] Formatted Colette Kelly 4/1/24 6:45:00 PM

English (US)

Page 21: [207] Formatted Colette Kelly 4/1/24 6:45:00 PM

English (US)

Page 21: [208] Deleted Colette Kelly 4/1/24 6:45:00 PM

Page 21: [209] Formatted Colette Kelly 4/1/24 6:45:00 PM

English (US)

Page 21: [210] Formatted Colette Kelly 4/1/24 6:45:00 PM

English (US)

Page 21: [211] Formatted Colette Kelly 4/1/24 6:45:00 PM

English (US)

Page 21: [212] Formatted Colette Kelly 4/1/24 6:45:00 PM

English (US)

Page 21: [213] Formatted Colette Kelly 4/1/24 6:45:00 PM

English (US)

Page 21: [214] Formatted Colette Kelly 4/1/24 6:45:00 PM

English (US)

Page 21: [215] Formatted Colette Kelly 4/1/24 6:45:00 PM

English (US)

Page 21: [216] Formatted Colette Kelly 4/1/24 6:45:00 PM

English (US)

Page 21: [217] Formatted Colette Kelly 4/1/24 6:45:00 PM

Font color: Text 1, English (US)

Page 21: [218] Formatted Colette Kelly 4/1/24 6:45:00 PM

English (US)

Page 21: [219] Formatted Colette Kelly 4/1/24 6:45:00 PM

English (US)

Page 22: [220] Deleted Colette Kelly 4/1/24 6:45:00 PM

▼
Page 22: [221] Formatted **Colette Kelly** **4/1/24 6:45:00 PM**

English (US)

Page 22: [221] Formatted **Colette Kelly** **4/1/24 6:45:00 PM**

English (US)

Page 22: [222] Formatted **Colette Kelly** **4/1/24 6:45:00 PM**

English (US)

Page 22: [222] Formatted **Colette Kelly** **4/1/24 6:45:00 PM**

English (US)

Page 22: [223] Deleted **Colette Kelly** **4/1/24 6:45:00 PM**

▼
Page 22: [224] Formatted **Colette Kelly** **4/1/24 6:45:00 PM**

English (US)

Page 22: [224] Formatted **Colette Kelly** **4/1/24 6:45:00 PM**

English (US)

Page 24: [225] Formatted **Colette Kelly** **4/1/24 6:45:00 PM**

English (US)

Page 24: [225] Formatted **Colette Kelly** **4/1/24 6:45:00 PM**

English (US)

Page 28: [226] Deleted **Colette Kelly** **4/1/24 6:45:00 PM**

▼
Page 28: [227] Deleted **Colette Kelly** **4/1/24 6:45:00 PM**

▼
Page 33: [228] Formatted **Colette Kelly** **4/1/24 6:45:00 PM**

English (US)

Page 33: [229] Formatted **Colette Kelly** **4/1/24 6:45:00 PM**

English (US)

Page 33: [230] Deleted Colette Kelly 4/1/24 6:45:00 PM

▼.....
Page 33: [231] Formatted Colette Kelly 4/1/24 6:45:00 PM

English (US)

Page 33: [231] Formatted Colette Kelly 4/1/24 6:45:00 PM

English (US)

Page 33: [231] Formatted Colette Kelly 4/1/24 6:45:00 PM

English (US)

Page 33: [231] Formatted Colette Kelly 4/1/24 6:45:00 PM

English (US)

Page 33: [231] Formatted Colette Kelly 4/1/24 6:45:00 PM

English (US)

Page 33: [232] Formatted Colette Kelly 4/1/24 6:45:00 PM

English (US)

Page 33: [233] Deleted Colette Kelly 4/1/24 6:45:00 PM

▼.....
Page 33: [234] Formatted Colette Kelly 4/1/24 6:45:00 PM

English (US)

Page 33: [235] Deleted Colette Kelly 4/1/24 6:45:00 PM

▼.....
Page 33: [236] Formatted Colette Kelly 4/1/24 6:45:00 PM

English (US)

Page 33: [237] Formatted Colette Kelly 4/1/24 6:45:00 PM

English (US)

Page 33: [237] Formatted Colette Kelly 4/1/24 6:45:00 PM

English (US)

Page 33: [237] Formatted Colette Kelly 4/1/24 6:45:00 PM

English (US)

Page 33: [237] Formatted Colette Kelly 4/1/24 6:45:00 PM

English (US)

Page 33: [237] Formatted Colette Kelly 4/1/24 6:45:00 PM

English (US)

Page 33: [237] Formatted Colette Kelly 4/1/24 6:45:00 PM

English (US)

Page 33: [238] Deleted Colette Kelly 4/1/24 6:45:00 PM

Page 33: [239] Formatted Colette Kelly 4/1/24 6:45:00 PM

English (US)

Page 33: [239] Formatted Colette Kelly 4/1/24 6:45:00 PM

English (US)

Page 33: [239] Formatted Colette Kelly 4/1/24 6:45:00 PM

English (US)

Page 33: [239] Formatted Colette Kelly 4/1/24 6:45:00 PM

English (US)

Page 33: [239] Formatted Colette Kelly 4/1/24 6:45:00 PM

English (US)

Page 33: [239] Formatted Colette Kelly 4/1/24 6:45:00 PM

English (US)

Page 33: [239] Formatted Colette Kelly 4/1/24 6:45:00 PM

English (US)

Page 33: [239] Formatted Colette Kelly 4/1/24 6:45:00 PM

English (US)

Page 33: [239] Formatted Colette Kelly 4/1/24 6:45:00 PM

English (US)

Page 33: [240] Deleted Colette Kelly 4/1/24 6:45:00 PM

Page 33: [241] Formatted Colette Kelly 4/1/24 6:45:00 PM

English (US)

Page 33: [242] Formatted Colette Kelly 4/1/24 6:45:00 PM

English (US)

Page 33: [242] Formatted Colette Kelly 4/1/24 6:45:00 PM

English (US)

Page 33: [243] Formatted Colette Kelly 4/1/24 6:45:00 PM

English (US)

Page 33: [244] Deleted Colette Kelly 4/1/24 6:45:00 PM

▼

Page 33: [245] Formatted Colette Kelly 4/1/24 6:45:00 PM

English (US)

Page 33: [246] Deleted Colette Kelly 4/1/24 6:45:00 PM

▼

Page 33: [247] Formatted Colette Kelly 4/1/24 6:45:00 PM

English (US)

Page 33: [248] Deleted Colette Kelly 4/1/24 6:45:00 PM

▼

Page 33: [249] Formatted Colette Kelly 4/1/24 6:45:00 PM

English (US)

Page 33: [250] Deleted Colette Kelly 4/1/24 6:45:00 PM

▼

Page 33: [251] Formatted Colette Kelly 4/1/24 6:45:00 PM

English (US)

Page 33: [252] Formatted Colette Kelly 4/1/24 6:45:00 PM

English (US)

Page 33: [253] Formatted Colette Kelly 4/1/24 6:45:00 PM

English (US)

Page 34: [254] Deleted Colette Kelly 4/1/24 6:45:00 PM

▼

Page 36: [255] Formatted Colette Kelly 4/1/24 6:45:00 PM

English (US)

Page 36: [255] Formatted **Colette Kelly** **4/1/24 6:45:00 PM**

English (US)

Page 36: [255] Formatted **Colette Kelly** **4/1/24 6:45:00 PM**

English (US)

Page 36: [256] Formatted Table **Colette Kelly**

Formatted Table

Page 36: [257] Formatted **Colette Kelly** **4/1/24 6:45:00 PM**

English (US)

Page 36: [258] Formatted **Colette Kelly** **4/1/24 6:45:00 PM**

English (US)

Page 36: [259] Formatted **Colette Kelly** **4/1/24 6:45:00 PM**

English (US)

Page 36: [260] Formatted **Colette Kelly** **4/1/24 6:45:00 PM**

English (US)

Page 36: [260] Formatted **Colette Kelly** **4/1/24 6:45:00 PM**

English (US)

Page 36: [261] Formatted **Colette Kelly** **4/1/24 6:45:00 PM**

English (US)

Page 36: [262] Formatted **Colette Kelly** **4/1/24 6:45:00 PM**

English (US)

Page 36: [262] Formatted **Colette Kelly** **4/1/24 6:45:00 PM**

English (US)

Page 36: [263] Formatted **Colette Kelly** **4/1/24 6:45:00 PM**

English (US)

Page 36: [264] Formatted **Colette Kelly** **4/1/24 6:45:00 PM**

English (US)

Page 36: [265] Formatted **Colette Kelly** **4/1/24 6:45:00 PM**

English (US)

Page 36: [266] Formatted **Colette Kelly** **4/1/24 6:45:00 PM**

English (US)

Page 36: [267] Formatted Colette Kelly 4/1/24 6:45:00 PM

English (US)

Page 36: [268] Formatted Colette Kelly 4/1/24 6:45:00 PM

English (US)

Page 36: [268] Formatted Colette Kelly 4/1/24 6:45:00 PM

English (US)

Page 36: [268] Formatted Colette Kelly 4/1/24 6:45:00 PM

English (US)

Page 36: [268] Formatted Colette Kelly 4/1/24 6:45:00 PM

English (US)

Page 36: [268] Formatted Colette Kelly 4/1/24 6:45:00 PM

English (US)

Page 36: [268] Formatted Colette Kelly 4/1/24 6:45:00 PM

English (US)

Page 36: [268] Formatted Colette Kelly 4/1/24 6:45:00 PM

English (US)

Page 36: [269] Formatted Colette Kelly 4/1/24 6:45:00 PM

English (US)

Page 36: [270] Formatted Colette Kelly 4/1/24 6:45:00 PM

English (US)

Page 36: [271] Formatted Colette Kelly 4/1/24 6:45:00 PM

English (US)

Page 36: [272] Deleted Colette Kelly 4/1/24 6:45:00 PM

▼

Page 36: [273] Formatted Colette Kelly 4/1/24 6:45:00 PM

English (US)

Page 36: [274] Deleted Colette Kelly 4/1/24 6:45:00 PM

▼

Page 36: [275] Formatted Colette Kelly 4/1/24 6:45:00 PM

English (US)

Page 36: [276] Formatted	Colette Kelly	4/1/24 6:45:00 PM
---------------------------------	----------------------	--------------------------

English (US)

Page 36: [277] Formatted	Colette Kelly	4/1/24 6:45:00 PM
---------------------------------	----------------------	--------------------------

English (US)

Page 36: [277] Formatted	Colette Kelly	4/1/24 6:45:00 PM
---------------------------------	----------------------	--------------------------

English (US)

Page 36: [278] Formatted	Colette Kelly	4/1/24 6:45:00 PM
---------------------------------	----------------------	--------------------------

English (US)

Page 36: [279] Formatted	Colette Kelly	4/1/24 6:45:00 PM
---------------------------------	----------------------	--------------------------

English (US)

Page 36: [280] Formatted	Colette Kelly	4/1/24 6:45:00 PM
---------------------------------	----------------------	--------------------------

English (US)

Page 36: [281] Formatted	Colette Kelly	4/1/24 6:45:00 PM
---------------------------------	----------------------	--------------------------

English (US)

Page 36: [282] Formatted	Colette Kelly	4/1/24 6:45:00 PM
---------------------------------	----------------------	--------------------------

English (US)

Page 36: [283] Formatted	Colette Kelly	4/1/24 6:45:00 PM
---------------------------------	----------------------	--------------------------

English (US)

Page 36: [284] Formatted	Colette Kelly	4/1/24 6:45:00 PM
---------------------------------	----------------------	--------------------------

English (US)

Page 36: [285] Formatted	Colette Kelly	4/1/24 6:45:00 PM
---------------------------------	----------------------	--------------------------

English (US)

Page 36: [286] Formatted	Colette Kelly	4/1/24 6:45:00 PM
---------------------------------	----------------------	--------------------------

English (US)

Page 37: [287] Formatted	Colette Kelly	4/1/24 6:45:00 PM
---------------------------------	----------------------	--------------------------

English (US)

Page 37: [288] Formatted	Colette Kelly	4/1/24 6:45:00 PM
---------------------------------	----------------------	--------------------------

English (US)

Page 37: [289] Formatted	Colette Kelly	4/1/24 6:45:00 PM
---------------------------------	----------------------	--------------------------

English (US)

Page 37: [290] Formatted **Colette Kelly** **4/1/24 6:45:00 PM**

English (US)

Page 37: [291] Formatted **Colette Kelly** **4/1/24 6:45:00 PM**

English (US)

Page 37: [292] Formatted **Colette Kelly** **4/1/24 6:45:00 PM**

English (US)

Page 37: [293] Formatted **Colette Kelly** **4/1/24 6:45:00 PM**

English (US)

Page 37: [294] Formatted **Colette Kelly** **4/1/24 6:45:00 PM**

English (US)

Page 37: [295] Formatted **Colette Kelly** **4/1/24 6:45:00 PM**

English (US)

Page 37: [296] Formatted **Colette Kelly** **4/1/24 6:45:00 PM**

English (US)

Page 37: [297] Formatted **Colette Kelly** **4/1/24 6:45:00 PM**

English (US)

Page 37: [298] Formatted **Colette Kelly** **4/1/24 6:45:00 PM**

English (US)

Page 37: [299] Formatted **Colette Kelly** **4/1/24 6:45:00 PM**

English (US)

Page 37: [300] Formatted **Colette Kelly** **4/1/24 6:45:00 PM**

English (US)

Page 37: [301] Deleted **Colette Kelly** **4/1/24 6:45:00 PM**

▼

Page 37: [301] Deleted **Colette Kelly** **4/1/24 6:45:00 PM**

▼

Page 37: [302] Deleted **Colette Kelly** **4/1/24 6:45:00 PM**

▼

Page 37: [303] Formatted **Colette Kelly** **4/1/24 6:45:00 PM**

English (US)

Page 37: [304] Formatted **Colette Kelly** **4/1/24 6:45:00 PM**

English (US)

Page 37: [305] Formatted **Colette Kelly** **4/1/24 6:45:00 PM**

English (US)

Page 37: [306] Formatted Table **Colette Kelly**

Formatted Table

Page 37: [307] Formatted **Colette Kelly** **4/1/24 6:45:00 PM**

English (US)

Page 37: [308] Formatted **Colette Kelly** **4/1/24 6:45:00 PM**

English (US)

Page 37: [308] Formatted **Colette Kelly** **4/1/24 6:45:00 PM**

English (US)

Page 37: [309] Formatted **Colette Kelly** **4/1/24 6:45:00 PM**

English (US)

Page 37: [310] Formatted **Colette Kelly** **4/1/24 6:45:00 PM**

English (US)

Page 37: [310] Formatted **Colette Kelly** **4/1/24 6:45:00 PM**

English (US)

Page 37: [311] Formatted **Colette Kelly** **4/1/24 6:45:00 PM**

English (US)

Page 37: [311] Formatted **Colette Kelly** **4/1/24 6:45:00 PM**

English (US)

Page 37: [312] Formatted **Colette Kelly** **4/1/24 6:45:00 PM**

English (US)

Page 38: [313] Formatted **Colette Kelly** **4/1/24 6:45:00 PM**

English (US)

Page 38: [314] Formatted **Colette Kelly** **4/1/24 6:45:00 PM**

English (US)

Page 38: [315] Formatted	Colette Kelly	4/1/24 6:45:00 PM
English (US)		
Page 38: [316] Formatted	Colette Kelly	4/1/24 6:45:00 PM
English (US)		
Page 38: [317] Formatted	Colette Kelly	4/1/24 6:45:00 PM
English (US)		
Page 38: [317] Formatted	Colette Kelly	4/1/24 6:45:00 PM
English (US)		
Page 38: [318] Formatted	Colette Kelly	4/1/24 6:45:00 PM
English (US)		
Page 38: [319] Formatted	Colette Kelly	4/1/24 6:45:00 PM
English (US)		
Page 38: [320] Formatted	Colette Kelly	4/1/24 6:45:00 PM
English (US)		
Page 38: [321] Formatted	Colette Kelly	4/1/24 6:45:00 PM
English (US)		
Page 38: [322] Formatted	Colette Kelly	4/1/24 6:45:00 PM
English (US)		
Page 38: [323] Formatted	Colette Kelly	4/1/24 6:45:00 PM
English (US)		
Page 38: [323] Formatted	Colette Kelly	4/1/24 6:45:00 PM
English (US)		
Page 38: [324] Formatted	Colette Kelly	4/1/24 6:45:00 PM
English (US)		
Page 38: [325] Formatted	Colette Kelly	4/1/24 6:45:00 PM
English (US)		
Page 38: [326] Deleted	Colette Kelly	4/1/24 6:45:00 PM
▼		
Page 38: [326] Deleted	Colette Kelly	4/1/24 6:45:00 PM

▼.....

Page 38: [327] Formatted	Colette Kelly	4/1/24 6:45:00 PM
---------------------------------	----------------------	--------------------------

English (US)

Page 38: [328] Formatted	Colette Kelly	4/1/24 6:45:00 PM
---------------------------------	----------------------	--------------------------

English (US)

Page 38: [329] Formatted	Colette Kelly	4/1/24 6:45:00 PM
---------------------------------	----------------------	--------------------------

English (US)

Page 38: [330] Formatted	Colette Kelly	4/1/24 6:45:00 PM
---------------------------------	----------------------	--------------------------

English (US)

Page 38: [331] Formatted	Colette Kelly	4/1/24 6:45:00 PM
---------------------------------	----------------------	--------------------------

English (US)

Page 38: [332] Formatted	Colette Kelly	4/1/24 6:45:00 PM
---------------------------------	----------------------	--------------------------

English (US)

Page 38: [333] Formatted	Colette Kelly	4/1/24 6:45:00 PM
---------------------------------	----------------------	--------------------------

English (US)

Page 38: [334] Formatted	Colette Kelly	4/1/24 6:45:00 PM
---------------------------------	----------------------	--------------------------

English (US)

Page 38: [335] Formatted	Colette Kelly	4/1/24 6:45:00 PM
---------------------------------	----------------------	--------------------------

English (US)

Page 38: [335] Formatted	Colette Kelly	4/1/24 6:45:00 PM
---------------------------------	----------------------	--------------------------

English (US)

Page 38: [336] Formatted	Colette Kelly	4/1/24 6:45:00 PM
---------------------------------	----------------------	--------------------------

English (US)

Page 38: [337] Formatted	Colette Kelly	4/1/24 6:45:00 PM
---------------------------------	----------------------	--------------------------

English (US)

Page 38: [338] Formatted	Colette Kelly	4/1/24 6:45:00 PM
---------------------------------	----------------------	--------------------------

English (US)

Page 38: [339] Formatted	Colette Kelly	4/1/24 6:45:00 PM
---------------------------------	----------------------	--------------------------

English (US)

Page 38: [340] Formatted **Colette Kelly** **4/1/24 6:45:00 PM**

English (US)

Page 38: [341] Deleted **Colette Kelly** **4/1/24 6:45:00 PM**

▼

Page 38: [342] Formatted **Colette Kelly** **4/1/24 6:45:00 PM**

English (US)

Page 38: [343] Deleted **Colette Kelly** **4/1/24 6:45:00 PM**

▼

Page 38: [344] Formatted **Colette Kelly** **4/1/24 6:45:00 PM**

English (US)

Page 38: [345] Formatted **Colette Kelly** **4/1/24 6:45:00 PM**

English (US)

Page 40: [346] Deleted **Colette Kelly** **4/1/24 6:45:00 PM**

▼

Page 40: [346] Deleted **Colette Kelly** **4/1/24 6:45:00 PM**

▼

Page 40: [346] Deleted **Colette Kelly** **4/1/24 6:45:00 PM**

▼

Page 40: [346] Deleted **Colette Kelly** **4/1/24 6:45:00 PM**

▼

Page 40: [346] Deleted **Colette Kelly** **4/1/24 6:45:00 PM**

▼

Page 40: [346] Deleted **Colette Kelly** **4/1/24 6:45:00 PM**

▼

Page 40: [346] Deleted **Colette Kelly** **4/1/24 6:45:00 PM**

▼

Page 40: [346] Deleted **Colette Kelly** **4/1/24 6:45:00 PM**

▼

Page 40: [347] Deleted Colette Kelly 4/1/24 6:45:00 PM

Page 40: [347] Deleted Colette Kelly 4/1/24 6:45:00 PM

Page 40: [347] Deleted Colette Kelly 4/1/24 6:45:00 PM

Page 40: [347] Deleted Colette Kelly 4/1/24 6:45:00 PM

Page 40: [347] Deleted Colette Kelly 4/1/24 6:45:00 PM

Page 40: [348] Deleted Colette Kelly 4/1/24 6:45:00 PM

Page 40: [348] Deleted Colette Kelly 4/1/24 6:45:00 PM

Page 40: [348] Deleted Colette Kelly 4/1/24 6:45:00 PM

Page 40: [348] Deleted Colette Kelly 4/1/24 6:45:00 PM

Page 40: [348] Deleted Colette Kelly 4/1/24 6:45:00 PM

Page 40: [348] Deleted Colette Kelly 4/1/24 6:45:00 PM

Page 40: [348] Deleted Colette Kelly 4/1/24 6:45:00 PM

Page 40: [348] Deleted Colette Kelly 4/1/24 6:45:00 PM

Page 40: [349] Deleted Colette Kelly 4/1/24 6:45:00 PM

Page 40: [349] Deleted Colette Kelly 4/1/24 6:45:00 PM

Page 40: [350] Deleted Colette Kelly 4/1/24 6:45:00 PM

Page 40: [350] Deleted Colette Kelly 4/1/24 6:45:00 PM

Page 40: [350] Deleted Colette Kelly 4/1/24 6:45:00 PM

Page 40: [350] Deleted Colette Kelly 4/1/24 6:45:00 PM

Page 40: [350] Deleted Colette Kelly 4/1/24 6:45:00 PM

Page 40: [350] Deleted Colette Kelly 4/1/24 6:45:00 PM

Page 40: [350] Deleted Colette Kelly 4/1/24 6:45:00 PM

Page 40: [350] Deleted Colette Kelly 4/1/24 6:45:00 PM

Page 40: [351] Deleted Colette Kelly 4/1/24 6:45:00 PM

Page 40: [351] Deleted Colette Kelly 4/1/24 6:45:00 PM

Page 40: [351] Deleted Colette Kelly 4/1/24 6:45:00 PM

Page 40: [351] Deleted Colette Kelly 4/1/24 6:45:00 PM

Page 40: [351] Deleted Colette Kelly 4/1/24 6:45:00 PM

Page 40: [351] Deleted Colette Kelly 4/1/24 6:45:00 PM

Page 40: [351] Deleted Colette Kelly 4/1/24 6:45:00 PM

Page 40: [351] Deleted Colette Kelly 4/1/24 6:45:00 PM

Page 40: [352] Deleted Colette Kelly 4/1/24 6:45:00 PM

Page 40: [352] Deleted Colette Kelly 4/1/24 6:45:00 PM

Page 40: [352] Deleted Colette Kelly 4/1/24 6:45:00 PM

▼.....
Page 41: [354] Deleted **Colette Kelly** **4/1/24 6:45:00 PM**

▼.....
Page 41: [354] Deleted **Colette Kelly** **4/1/24 6:45:00 PM**

▼.....
Page 41: [354] Deleted **Colette Kelly** **4/1/24 6:45:00 PM**

▼.....
Page 41: [354] Deleted **Colette Kelly** **4/1/24 6:45:00 PM**

▼.....
Page 41: [354] Deleted **Colette Kelly** **4/1/24 6:45:00 PM**

▼.....
Page 41: [355] Deleted **Colette Kelly** **4/1/24 6:45:00 PM**

▼.....
Page 41: [355] Deleted **Colette Kelly** **4/1/24 6:45:00 PM**

▼.....
Page 41: [355] Deleted **Colette Kelly** **4/1/24 6:45:00 PM**

▼.....
Page 41: [355] Deleted **Colette Kelly** **4/1/24 6:45:00 PM**

▼.....
Page 41: [355] Deleted **Colette Kelly** **4/1/24 6:45:00 PM**

▼.....
Page 41: [355] Deleted **Colette Kelly** **4/1/24 6:45:00 PM**

▼.....
Page 41: [355] Deleted **Colette Kelly** **4/1/24 6:45:00 PM**

▼.....
Page 41: [355] Deleted **Colette Kelly** **4/1/24 6:45:00 PM**

▼.....
Page 41: [356] Deleted **Colette Kelly** **4/1/24 6:45:00 PM**

▼.....
Page 41: [356] Deleted **Colette Kelly** **4/1/24 6:45:00 PM**

▼.....
Page 41: [356] Deleted **Colette Kelly** **4/1/24 6:45:00 PM**

▼.....
Page 41: [356] Deleted **Colette Kelly** **4/1/24 6:45:00 PM**

▼.....
Page 41: [356] Deleted **Colette Kelly** **4/1/24 6:45:00 PM**

▼.....
Page 41: [356] Deleted **Colette Kelly** **4/1/24 6:45:00 PM**

▼.....
Page 41: [357] Deleted **Colette Kelly** **4/1/24 6:45:00 PM**

▼.....
Page 41: [357] Deleted **Colette Kelly** **4/1/24 6:45:00 PM**

▼.....
Page 41: [357] Deleted **Colette Kelly** **4/1/24 6:45:00 PM**

▼.....
Page 41: [357] Deleted **Colette Kelly** **4/1/24 6:45:00 PM**

▼.....
Page 41: [357] Deleted **Colette Kelly** **4/1/24 6:45:00 PM**

▼.....
Page 41: [357] Deleted **Colette Kelly** **4/1/24 6:45:00 PM**

▼.....
Page 41: [357] Deleted **Colette Kelly** **4/1/24 6:45:00 PM**

▼.....
Page 41: [357] Deleted **Colette Kelly** **4/1/24 6:45:00 PM**

▼.....
Page 41: [357] Deleted **Colette Kelly** **4/1/24 6:45:00 PM**

▼.....
Page 41: [357] Deleted **Colette Kelly** **4/1/24 6:45:00 PM**

▼.....
Page 41: [358] Deleted **Colette Kelly** **4/1/24 6:45:00 PM**

▼.....
Page 41: [358] Deleted **Colette Kelly** **4/1/24 6:45:00 PM**

▼.....
Page 41: [358] Deleted **Colette Kelly** **4/1/24 6:45:00 PM**

▼.....
Page 41: [358] Deleted **Colette Kelly** **4/1/24 6:45:00 PM**

▼.....
Page 41: [358] Deleted **Colette Kelly** **4/1/24 6:45:00 PM**

▼.....
Page 41: [358] Deleted **Colette Kelly** **4/1/24 6:45:00 PM**

▼.....
Page 41: [358] Deleted **Colette Kelly** **4/1/24 6:45:00 PM**

▼.....
Page 41: [358] Deleted **Colette Kelly** **4/1/24 6:45:00 PM**

▼.....
Page 41: [359] Deleted **Colette Kelly** **4/1/24 6:45:00 PM**

▼.....
Page 41: [359] Deleted **Colette Kelly** **4/1/24 6:45:00 PM**

▼.....
Page 41: [359] Deleted **Colette Kelly** **4/1/24 6:45:00 PM**

▼.....
Page 41: [359] Deleted **Colette Kelly** **4/1/24 6:45:00 PM**

▼.....
Page 41: [359] Deleted **Colette Kelly** **4/1/24 6:45:00 PM**

▼.....
Page 41: [359] Deleted **Colette Kelly** **4/1/24 6:45:00 PM**

▼.....
Page 41: [359] Deleted **Colette Kelly** **4/1/24 6:45:00 PM**

▼.....
Page 41: [360] Deleted **Colette Kelly** **4/1/24 6:45:00 PM**

▼.....
Page 41: [360] Deleted **Colette Kelly** **4/1/24 6:45:00 PM**

▼.....
Page 41: [360] Deleted **Colette Kelly** **4/1/24 6:45:00 PM**

▼.....
Page 41: [360] Deleted **Colette Kelly** **4/1/24 6:45:00 PM**

▼.....
Page 41: [360] Deleted **Colette Kelly** **4/1/24 6:45:00 PM**

▼.....
Page 41: [360] Deleted **Colette Kelly** **4/1/24 6:45:00 PM**

▼.....
Page 41: [360] Deleted **Colette Kelly** **4/1/24 6:45:00 PM**

▼.....
Page 41: [360] Deleted **Colette Kelly** **4/1/24 6:45:00 PM**

▼.....
Page 41: [360] Deleted **Colette Kelly** **4/1/24 6:45:00 PM**

▼.....
Page 41: [360] Deleted **Colette Kelly** **4/1/24 6:45:00 PM**

▼.....
Page 41: [360] Deleted **Colette Kelly** **4/1/24 6:45:00 PM**

▼.....
Page 41: [360] Deleted **Colette Kelly** **4/1/24 6:45:00 PM**

▼.....
Page 41: [361] Deleted **Colette Kelly** **4/1/24 6:45:00 PM**

▼.....
Page 41: [361] Deleted **Colette Kelly** **4/1/24 6:45:00 PM**

▼.....
Page 41: [361] Deleted **Colette Kelly** **4/1/24 6:45:00 PM**

▼.....
Page 41: [361] Deleted **Colette Kelly** **4/1/24 6:45:00 PM**

▼.....
Page 41: [361] Deleted **Colette Kelly** **4/1/24 6:45:00 PM**

▼.....
Page 41: [361] Deleted **Colette Kelly** **4/1/24 6:45:00 PM**

▼.....
Page 41: [361] Deleted **Colette Kelly** **4/1/24 6:45:00 PM**

▼.....
Page 41: [361] Deleted **Colette Kelly** **4/1/24 6:45:00 PM**

▼.....
Page 41: [361] Deleted **Colette Kelly** **4/1/24 6:45:00 PM**

▼.....
Page 41: [361] Deleted **Colette Kelly** **4/1/24 6:45:00 PM**

▼.....
Page 41: [361] Deleted **Colette Kelly** **4/1/24 6:45:00 PM**

▼.....
Page 41: [361] Deleted **Colette Kelly** **4/1/24 6:45:00 PM**

▼.....
Page 42: [362] Deleted **Colette Kelly** **4/1/24 6:45:00 PM**

▼.....
Page 42: [362] Deleted **Colette Kelly** **4/1/24 6:45:00 PM**

▼.....
Page 42: [362] Deleted **Colette Kelly** **4/1/24 6:45:00 PM**

▼.....
Page 42: [362] Deleted **Colette Kelly** **4/1/24 6:45:00 PM**

▼.....
Page 42: [362] Deleted **Colette Kelly** **4/1/24 6:45:00 PM**

▼.....
Page 42: [362] Deleted **Colette Kelly** **4/1/24 6:45:00 PM**

▼.....
Page 42: [362] Deleted **Colette Kelly** **4/1/24 6:45:00 PM**

▼.....
Page 42: [362] Deleted **Colette Kelly** **4/1/24 6:45:00 PM**

▼.....
Page 42: [362] Deleted **Colette Kelly** **4/1/24 6:45:00 PM**

▼.....
Page 42: [362] Deleted **Colette Kelly** **4/1/24 6:45:00 PM**

▼.....
Page 42: [363] Deleted **Colette Kelly** **4/1/24 6:45:00 PM**

▼.....
Page 42: [363] Deleted **Colette Kelly** **4/1/24 6:45:00 PM**

▼.....
Page 42: [363] Deleted **Colette Kelly** **4/1/24 6:45:00 PM**

▼.....
Page 42: [363] Deleted **Colette Kelly** **4/1/24 6:45:00 PM**

▼.....
Page 42: [363] Deleted **Colette Kelly** **4/1/24 6:45:00 PM**

▼.....
Page 42: [363] Deleted **Colette Kelly** **4/1/24 6:45:00 PM**

▼.....
Page 42: [363] Deleted **Colette Kelly** **4/1/24 6:45:00 PM**

▼.....
Page 42: [364] Deleted **Colette Kelly** **4/1/24 6:45:00 PM**

▼.....
Page 42: [364] Deleted **Colette Kelly** **4/1/24 6:45:00 PM**

▼.....
Page 42: [364] Deleted **Colette Kelly** **4/1/24 6:45:00 PM**

▼.....
Page 42: [364] Deleted **Colette Kelly** **4/1/24 6:45:00 PM**

▼.....
Page 42: [364] Deleted **Colette Kelly** **4/1/24 6:45:00 PM**

▼.....
Page 42: [364] Deleted **Colette Kelly** **4/1/24 6:45:00 PM**

▼.....
Page 42: [364] Deleted **Colette Kelly** **4/1/24 6:45:00 PM**

▼.....
Page 42: [364] Deleted **Colette Kelly** **4/1/24 6:45:00 PM**

▼.....
Page 42: [364] Deleted **Colette Kelly** **4/1/24 6:45:00 PM**

▼.....
Page 42: [365] Deleted **Colette Kelly** **4/1/24 6:45:00 PM**

▼.....
Page 42: [365] Deleted **Colette Kelly** **4/1/24 6:45:00 PM**

▼.....
Page 42: [365] Deleted **Colette Kelly** **4/1/24 6:45:00 PM**

▼.....
Page 42: [365] Deleted **Colette Kelly** **4/1/24 6:45:00 PM**

▼.....
Page 42: [365] Deleted **Colette Kelly** **4/1/24 6:45:00 PM**

▼.....
Page 42: [365] Deleted **Colette Kelly** **4/1/24 6:45:00 PM**

▼.....
Page 42: [365] Deleted **Colette Kelly** **4/1/24 6:45:00 PM**

▼.....
Page 42: [365] Deleted **Colette Kelly** **4/1/24 6:45:00 PM**

▼.....
Page 42: [366] Deleted **Colette Kelly** **4/1/24 6:45:00 PM**

▼.....
Page 42: [366] Deleted **Colette Kelly** **4/1/24 6:45:00 PM**

▼.....
Page 42: [366] Deleted **Colette Kelly** **4/1/24 6:45:00 PM**

▼.....
Page 42: [366] Deleted **Colette Kelly** **4/1/24 6:45:00 PM**

▼.....
Page 42: [366] Deleted **Colette Kelly** **4/1/24 6:45:00 PM**

Page 42: [366] Deleted **Colette Kelly** **4/1/24 6:45:00 PM**



Page 42: [366] Deleted **Colette Kelly** **4/1/24 6:45:00 PM**



Page 42: [366] Deleted **Colette Kelly** **4/1/24 6:45:00 PM**



Page 42: [367] Deleted **Colette Kelly** **4/1/24 6:45:00 PM**



Page 42: [367] Deleted **Colette Kelly** **4/1/24 6:45:00 PM**



Page 42: [367] Deleted **Colette Kelly** **4/1/24 6:45:00 PM**



Page 42: [367] Deleted **Colette Kelly** **4/1/24 6:45:00 PM**



Page 42: [367] Deleted **Colette Kelly** **4/1/24 6:45:00 PM**



Page 42: [367] Deleted **Colette Kelly** **4/1/24 6:45:00 PM**



Page 42: [368] Deleted **Colette Kelly** **4/1/24 6:45:00 PM**



Page 42: [368] Deleted **Colette Kelly** **4/1/24 6:45:00 PM**



Page 42: [368] Deleted **Colette Kelly** **4/1/24 6:45:00 PM**



Page 42: [368] Deleted **Colette Kelly** **4/1/24 6:45:00 PM**



Page 42: [368] Deleted **Colette Kelly** **4/1/24 6:45:00 PM**



Page 42: [368] Deleted **Colette Kelly** **4/1/24 6:45:00 PM**



Page 42: [368] Deleted **Colette Kelly** **4/1/24 6:45:00 PM**



Page 42: [368] Deleted **Colette Kelly** **4/1/24 6:45:00 PM**



Page 42: [368] Deleted **Colette Kelly** **4/1/24 6:45:00 PM**



Page 42: [368] Deleted **Colette Kelly** **4/1/24 6:45:00 PM**



Page 42: [368] Deleted **Colette Kelly** **4/1/24 6:45:00 PM**



Page 42: [369] Deleted **Colette Kelly** **4/1/24 6:45:00 PM**



Page 42: [369] Deleted **Colette Kelly** **4/1/24 6:45:00 PM**



Page 42: [369] Deleted **Colette Kelly** **4/1/24 6:45:00 PM**



Page 42: [369] Deleted **Colette Kelly** **4/1/24 6:45:00 PM**



Page 42: [369] Deleted **Colette Kelly** **4/1/24 6:45:00 PM**



Page 42: [369] Deleted **Colette Kelly** **4/1/24 6:45:00 PM**



Page 42: [369] Deleted **Colette Kelly** **4/1/24 6:45:00 PM**



Page 42: [369] Deleted **Colette Kelly** **4/1/24 6:45:00 PM**



Page 42: [370] Deleted **Colette Kelly** **4/1/24 6:45:00 PM**



Page 42: [370] Deleted **Colette Kelly** **4/1/24 6:45:00 PM**



Page 42: [370] Deleted **Colette Kelly** **4/1/24 6:45:00 PM**



Page 42: [370] Deleted **Colette Kelly** **4/1/24 6:45:00 PM**



Page 42: [370] Deleted **Colette Kelly** **4/1/24 6:45:00 PM**



Page 42: [371] Deleted **Colette Kelly** **4/1/24 6:45:00 PM**



Page 42: [371] Deleted **Colette Kelly** **4/1/24 6:45:00 PM**



Page 42: [371] Deleted **Colette Kelly** **4/1/24 6:45:00 PM**



Page 42: [371] Deleted **Colette Kelly** **4/1/24 6:45:00 PM**



Page 42: [371] Deleted **Colette Kelly** **4/1/24 6:45:00 PM**



Page 42: [371] Deleted **Colette Kelly** **4/1/24 6:45:00 PM**



Page 43: [372] Deleted **Colette Kelly** **4/1/24 6:45:00 PM**



Page 43: [372] Deleted **Colette Kelly** **4/1/24 6:45:00 PM**



Page 43: [372] Deleted **Colette Kelly** **4/1/24 6:45:00 PM**



Page 43: [372] Deleted **Colette Kelly** **4/1/24 6:45:00 PM**



Page 43: [372] Deleted **Colette Kelly** **4/1/24 6:45:00 PM**



Page 43: [373] Deleted **Colette Kelly** **4/1/24 6:45:00 PM**



Page 43: [373] Deleted **Colette Kelly** **4/1/24 6:45:00 PM**



Page 43: [373] Deleted **Colette Kelly** **4/1/24 6:45:00 PM**



Page 43: [373] Deleted **Colette Kelly** **4/1/24 6:45:00 PM**



Page 43: [373] Deleted **Colette Kelly** **4/1/24 6:45:00 PM**



Page 43: [373] Deleted **Colette Kelly** **4/1/24 6:45:00 PM**



Page 43: [373] Deleted **Colette Kelly** **4/1/24 6:45:00 PM**



Page 43: [373] Deleted **Colette Kelly** **4/1/24 6:45:00 PM**



Page 43: [373] Deleted **Colette Kelly** **4/1/24 6:45:00 PM**



Page 43: [373] Deleted **Colette Kelly** **4/1/24 6:45:00 PM**



Page 43: [373] Deleted **Colette Kelly** **4/1/24 6:45:00 PM**



Page 43: [374] Deleted **Colette Kelly** **4/1/24 6:45:00 PM**



Page 43: [374] Deleted **Colette Kelly** **4/1/24 6:45:00 PM**



Page 43: [374] Deleted **Colette Kelly** **4/1/24 6:45:00 PM**



Page 43: [374] Deleted **Colette Kelly** **4/1/24 6:45:00 PM**



Page 43: [374] Deleted **Colette Kelly** **4/1/24 6:45:00 PM**



Page 43: [374] Deleted **Colette Kelly** **4/1/24 6:45:00 PM**



Page 43: [374] Deleted **Colette Kelly** **4/1/24 6:45:00 PM**



Page 43: [374] Deleted **Colette Kelly** **4/1/24 6:45:00 PM**



Page 43: [375] Deleted **Colette Kelly** **4/1/24 6:45:00 PM**



Page 43: [375] Deleted **Colette Kelly** **4/1/24 6:45:00 PM**



Page 43: [375] Deleted **Colette Kelly** **4/1/24 6:45:00 PM**



Page 43: [375] Deleted **Colette Kelly** **4/1/24 6:45:00 PM**



Page 43: [375] Deleted **Colette Kelly** **4/1/24 6:45:00 PM**



Page 43: [375] Deleted **Colette Kelly** **4/1/24 6:45:00 PM**



Page 43: [375] Deleted **Colette Kelly** **4/1/24 6:45:00 PM**



Page 43: [375] Deleted Colette Kelly 4/1/24 6:45:00 PM

Page 43: [375] Deleted Colette Kelly 4/1/24 6:45:00 PM

Page 43: [376] Deleted Colette Kelly 4/1/24 6:45:00 PM

Page 43: [376] Deleted Colette Kelly 4/1/24 6:45:00 PM

Page 43: [376] Deleted Colette Kelly 4/1/24 6:45:00 PM

Page 43: [376] Deleted Colette Kelly 4/1/24 6:45:00 PM

Page 43: [376] Deleted Colette Kelly 4/1/24 6:45:00 PM

Page 43: [376] Deleted Colette Kelly 4/1/24 6:45:00 PM

Page 43: [376] Deleted Colette Kelly 4/1/24 6:45:00 PM

Page 43: [376] Deleted Colette Kelly 4/1/24 6:45:00 PM

Page 43: [376] Deleted Colette Kelly 4/1/24 6:45:00 PM

Page 43: [376] Deleted Colette Kelly 4/1/24 6:45:00 PM

Page 43: [376] Deleted Colette Kelly 4/1/24 6:45:00 PM

Page 43: [376] Deleted Colette Kelly 4/1/24 6:45:00 PM

Page 43: [377] Deleted Colette Kelly 4/1/24 6:45:00 PM

Page 43: [377] Deleted Colette Kelly 4/1/24 6:45:00 PM

Page 43: [377] Deleted Colette Kelly 4/1/24 6:45:00 PM

Page 43: [377] Deleted Colette Kelly 4/1/24 6:45:00 PM

Page 43: [377] Deleted Colette Kelly 4/1/24 6:45:00 PM

▼.....
Page 43: [377] Deleted **Colette Kelly** **4/1/24 6:45:00 PM**

▼.....
Page 43: [377] Deleted **Colette Kelly** **4/1/24 6:45:00 PM**

▼.....
Page 43: [377] Deleted **Colette Kelly** **4/1/24 6:45:00 PM**

▼.....
Page 43: [377] Deleted **Colette Kelly** **4/1/24 6:45:00 PM**

▼.....
Page 43: [377] Deleted **Colette Kelly** **4/1/24 6:45:00 PM**

▼.....
Page 43: [377] Deleted **Colette Kelly** **4/1/24 6:45:00 PM**

▼.....
Page 43: [378] Deleted **Colette Kelly** **4/1/24 6:45:00 PM**

▼.....
Page 43: [378] Deleted **Colette Kelly** **4/1/24 6:45:00 PM**

▼.....
Page 43: [378] Deleted **Colette Kelly** **4/1/24 6:45:00 PM**

▼.....
Page 43: [379] Deleted **Colette Kelly** **4/1/24 6:45:00 PM**

▼.....
Page 43: [379] Deleted **Colette Kelly** **4/1/24 6:45:00 PM**

▼.....
Page 43: [379] Deleted **Colette Kelly** **4/1/24 6:45:00 PM**

▼.....
Page 43: [379] Deleted **Colette Kelly** **4/1/24 6:45:00 PM**

▼.....
Page 43: [379] Deleted **Colette Kelly** **4/1/24 6:45:00 PM**

▼.....
Page 43: [379] Deleted **Colette Kelly** **4/1/24 6:45:00 PM**

▼.....
Page 43: [379] Deleted **Colette Kelly** **4/1/24 6:45:00 PM**

▼.....
Page 43: [379] Deleted **Colette Kelly** **4/1/24 6:45:00 PM**

▼.....
Page 43: [379] Deleted **Colette Kelly** **4/1/24 6:45:00 PM**

▼.....
Page 43: [379] Deleted **Colette Kelly** **4/1/24 6:45:00 PM**

▼.....
Page 43: [380] Deleted **Colette Kelly** **4/1/24 6:45:00 PM**

▼.....
Page 43: [380] Deleted **Colette Kelly** **4/1/24 6:45:00 PM**

▼.....
Page 43: [380] Deleted **Colette Kelly** **4/1/24 6:45:00 PM**

▼.....
Page 43: [380] Deleted **Colette Kelly** **4/1/24 6:45:00 PM**

▼.....
Page 43: [380] Deleted **Colette Kelly** **4/1/24 6:45:00 PM**

▼.....
Page 43: [380] Deleted **Colette Kelly** **4/1/24 6:45:00 PM**

▼.....
Page 43: [380] Deleted **Colette Kelly** **4/1/24 6:45:00 PM**

▼.....
Page 43: [380] Deleted **Colette Kelly** **4/1/24 6:45:00 PM**

▼.....
Page 43: [381] Deleted **Colette Kelly** **4/1/24 6:45:00 PM**

▼.....
Page 43: [381] Deleted **Colette Kelly** **4/1/24 6:45:00 PM**

▼.....

Page 43: [381] Deleted **Colette Kelly** **4/1/24 6:45:00 PM**



Page 43: [381] Deleted **Colette Kelly** **4/1/24 6:45:00 PM**



Page 43: [381] Deleted **Colette Kelly** **4/1/24 6:45:00 PM**



Page 43: [381] Deleted **Colette Kelly** **4/1/24 6:45:00 PM**



Page 43: [381] Deleted **Colette Kelly** **4/1/24 6:45:00 PM**



Page 44: [382] Deleted **Colette Kelly** **4/1/24 6:45:00 PM**



Page 44: [382] Deleted **Colette Kelly** **4/1/24 6:45:00 PM**



Page 44: [382] Deleted **Colette Kelly** **4/1/24 6:45:00 PM**



Page 44: [382] Deleted **Colette Kelly** **4/1/24 6:45:00 PM**



Page 44: [382] Deleted **Colette Kelly** **4/1/24 6:45:00 PM**



Page 44: [382] Deleted **Colette Kelly** **4/1/24 6:45:00 PM**



Page 44: [382] Deleted **Colette Kelly** **4/1/24 6:45:00 PM**



Page 44: [382] Deleted **Colette Kelly** **4/1/24 6:45:00 PM**



Page 44: [382] Deleted **Colette Kelly** **4/1/24 6:45:00 PM**



Page 44: [382] Deleted **Colette Kelly** **4/1/24 6:45:00 PM**



Page 44: [383] Deleted **Colette Kelly** **4/1/24 6:45:00 PM**



Page 44: [383] Deleted **Colette Kelly** **4/1/24 6:45:00 PM**



Page 44: [383] Deleted **Colette Kelly** **4/1/24 6:45:00 PM**



Page 44: [383] Deleted **Colette Kelly** **4/1/24 6:45:00 PM**



Page 44: [383] Deleted **Colette Kelly** **4/1/24 6:45:00 PM**



Page 44: [383] Deleted **Colette Kelly** **4/1/24 6:45:00 PM**



Page 44: [383] Deleted **Colette Kelly** **4/1/24 6:45:00 PM**



Page 44: [383] Deleted **Colette Kelly** **4/1/24 6:45:00 PM**



Page 44: [384] Deleted **Colette Kelly** **4/1/24 6:45:00 PM**



Page 44: [384] Deleted **Colette Kelly** **4/1/24 6:45:00 PM**



Page 44: [384] Deleted **Colette Kelly** **4/1/24 6:45:00 PM**



Page 44: [384] Deleted **Colette Kelly** **4/1/24 6:45:00 PM**



Page 44: [384] Deleted **Colette Kelly** **4/1/24 6:45:00 PM**



Page 44: [384] Deleted **Colette Kelly** **4/1/24 6:45:00 PM**



Page 44: [384] Deleted **Colette Kelly** **4/1/24 6:45:00 PM**



Page 44: [384] Deleted **Colette Kelly** **4/1/24 6:45:00 PM**



Page 44: [385] Deleted **Colette Kelly** **4/1/24 6:45:00 PM**



Page 44: [385] Deleted **Colette Kelly** **4/1/24 6:45:00 PM**



Page 44: [385] Deleted **Colette Kelly** **4/1/24 6:45:00 PM**



Page 44: [385] Deleted **Colette Kelly** **4/1/24 6:45:00 PM**



Page 44: [385] Deleted **Colette Kelly** **4/1/24 6:45:00 PM**



Page 44: [385] Deleted **Colette Kelly** **4/1/24 6:45:00 PM**



Page 44: [385] Deleted **Colette Kelly** **4/1/24 6:45:00 PM**



Page 44: [385] Deleted **Colette Kelly** **4/1/24 6:45:00 PM**



Page 44: [385] Deleted **Colette Kelly** **4/1/24 6:45:00 PM**

▼

Page 44: [386] Deleted **Colette Kelly** **4/1/24 6:45:00 PM**

▼

Page 44: [386] Deleted **Colette Kelly** **4/1/24 6:45:00 PM**

▼

Page 44: [386] Deleted **Colette Kelly** **4/1/24 6:45:00 PM**

▼

Page 44: [386] Deleted **Colette Kelly** **4/1/24 6:45:00 PM**

▼

Page 44: [387] Deleted **Colette Kelly** **4/1/24 6:45:00 PM**

▼

Page 44: [387] Deleted **Colette Kelly** **4/1/24 6:45:00 PM**

▼

Page 44: [387] Deleted **Colette Kelly** **4/1/24 6:45:00 PM**

▼

Page 44: [387] Deleted **Colette Kelly** **4/1/24 6:45:00 PM**

▼

Page 44: [387] Deleted **Colette Kelly** **4/1/24 6:45:00 PM**

▼

Page 44: [387] Deleted **Colette Kelly** **4/1/24 6:45:00 PM**

▼

Page 44: [387] Deleted **Colette Kelly** **4/1/24 6:45:00 PM**

▼

Page 44: [387] Deleted **Colette Kelly** **4/1/24 6:45:00 PM**

▼

Page 44: [387] Deleted **Colette Kelly** **4/1/24 6:45:00 PM**

▼

Page 44: [388] Deleted **Colette Kelly** **4/1/24 6:45:00 PM**

▼

Page 44: [388] Deleted **Colette Kelly** **4/1/24 6:45:00 PM**

▼

Page 44: [388] Deleted **Colette Kelly** **4/1/24 6:45:00 PM**

▼

Page 44: [388] Deleted **Colette Kelly** **4/1/24 6:45:00 PM**

▼

Page 44: [388] Deleted **Colette Kelly** **4/1/24 6:45:00 PM**

▼

Page 44: [388] Deleted **Colette Kelly** **4/1/24 6:45:00 PM**



Page 44: [388] Deleted **Colette Kelly** **4/1/24 6:45:00 PM**



Page 44: [389] Deleted **Colette Kelly** **4/1/24 6:45:00 PM**



Page 44: [389] Deleted **Colette Kelly** **4/1/24 6:45:00 PM**



Page 44: [389] Deleted **Colette Kelly** **4/1/24 6:45:00 PM**



Page 44: [389] Deleted **Colette Kelly** **4/1/24 6:45:00 PM**



Page 44: [389] Deleted **Colette Kelly** **4/1/24 6:45:00 PM**



Page 44: [389] Deleted **Colette Kelly** **4/1/24 6:45:00 PM**



Page 44: [389] Deleted **Colette Kelly** **4/1/24 6:45:00 PM**



Page 44: [389] Deleted **Colette Kelly** **4/1/24 6:45:00 PM**



Page 44: [390] Deleted **Colette Kelly** **4/1/24 6:45:00 PM**



Page 44: [390] Deleted **Colette Kelly** **4/1/24 6:45:00 PM**



Page 44: [390] Deleted **Colette Kelly** **4/1/24 6:45:00 PM**



Page 44: [390] Deleted **Colette Kelly** **4/1/24 6:45:00 PM**



Page 44: [390] Deleted **Colette Kelly** **4/1/24 6:45:00 PM**



Page 44: [390] Deleted **Colette Kelly** **4/1/24 6:45:00 PM**



Page 44: [390] Deleted **Colette Kelly** **4/1/24 6:45:00 PM**



Page 44: [391] Deleted **Colette Kelly** **4/1/24 6:45:00 PM**



Page 44: [391] Deleted **Colette Kelly** **4/1/24 6:45:00 PM**



Page 44: [391] Deleted **Colette Kelly** **4/1/24 6:45:00 PM**



Page 44: [391] Deleted **Colette Kelly** **4/1/24 6:45:00 PM**



Page 44: [391] Deleted **Colette Kelly** **4/1/24 6:45:00 PM**



Page 44: [391] Deleted **Colette Kelly** **4/1/24 6:45:00 PM**



Page 44: [391] Deleted **Colette Kelly** **4/1/24 6:45:00 PM**



Page 44: [391] Deleted **Colette Kelly** **4/1/24 6:45:00 PM**



Page 44: [392] Deleted **Colette Kelly** **4/1/24 6:45:00 PM**



Page 44: [392] Deleted **Colette Kelly** **4/1/24 6:45:00 PM**



Page 44: [392] Deleted **Colette Kelly** **4/1/24 6:45:00 PM**



Page 44: [392] Deleted **Colette Kelly** **4/1/24 6:45:00 PM**



Page 44: [392] Deleted **Colette Kelly** **4/1/24 6:45:00 PM**



Page 44: [392] Deleted **Colette Kelly** **4/1/24 6:45:00 PM**



Page 44: [392] Deleted **Colette Kelly** **4/1/24 6:45:00 PM**



Page 44: [392] Deleted **Colette Kelly** **4/1/24 6:45:00 PM**



Page 45: [393] Deleted **Colette Kelly** **4/1/24 6:45:00 PM**



Page 45: [393] Deleted **Colette Kelly** **4/1/24 6:45:00 PM**



Page 45: [393] Deleted **Colette Kelly** **4/1/24 6:45:00 PM**



Page 45: [393] Deleted **Colette Kelly** **4/1/24 6:45:00 PM**



Page 45: [393] Deleted **Colette Kelly** **4/1/24 6:45:00 PM**



Page 45: [393] Deleted **Colette Kelly** **4/1/24 6:45:00 PM**



Page 45: [393] Deleted **Colette Kelly** **4/1/24 6:45:00 PM**



Page 45: [393] Deleted **Colette Kelly** **4/1/24 6:45:00 PM**



Page 45: [393] Deleted **Colette Kelly** **4/1/24 6:45:00 PM**



Page 45: [393] Deleted **Colette Kelly** **4/1/24 6:45:00 PM**



Page 45: [393] Deleted **Colette Kelly** **4/1/24 6:45:00 PM**



Page 45: [394] Deleted **Colette Kelly** **4/1/24 6:45:00 PM**



Page 45: [394] Deleted **Colette Kelly** **4/1/24 6:45:00 PM**



Page 45: [394] Deleted **Colette Kelly** **4/1/24 6:45:00 PM**



Page 45: [394] Deleted **Colette Kelly** **4/1/24 6:45:00 PM**



Page 45: [394] Deleted **Colette Kelly** **4/1/24 6:45:00 PM**



Page 45: [394] Deleted **Colette Kelly** **4/1/24 6:45:00 PM**



Page 45: [394] Deleted **Colette Kelly** **4/1/24 6:45:00 PM**



Page 45: [394] Deleted **Colette Kelly** **4/1/24 6:45:00 PM**



Page 45: [395] Deleted **Colette Kelly** **4/1/24 6:45:00 PM**



Page 45: [395] Deleted **Colette Kelly** **4/1/24 6:45:00 PM**



Page 45: [395] Deleted **Colette Kelly** **4/1/24 6:45:00 PM**



Page 45: [395] Deleted **Colette Kelly** **4/1/24 6:45:00 PM**



Page 45: [395] Deleted **Colette Kelly** **4/1/24 6:45:00 PM**



Page 45: [395] Deleted **Colette Kelly** **4/1/24 6:45:00 PM**



Page 45: [395] Deleted **Colette Kelly** **4/1/24 6:45:00 PM**



Page 45: [396] Deleted **Colette Kelly** **4/1/24 6:45:00 PM**



Page 45: [396] Deleted **Colette Kelly** **4/1/24 6:45:00 PM**



Page 45: [396] Deleted **Colette Kelly** **4/1/24 6:45:00 PM**



Page 45: [396] Deleted **Colette Kelly** **4/1/24 6:45:00 PM**



Page 45: [396] Deleted **Colette Kelly** **4/1/24 6:45:00 PM**



Page 45: [396] Deleted **Colette Kelly** **4/1/24 6:45:00 PM**



Page 45: [396] Deleted Colette Kelly 4/1/24 6:45:00 PM

Page 45: [396] Deleted Colette Kelly 4/1/24 6:45:00 PM

Page 45: [396] Deleted Colette Kelly 4/1/24 6:45:00 PM

Page 45: [397] Deleted Colette Kelly 4/1/24 6:45:00 PM

Page 45: [397] Deleted Colette Kelly 4/1/24 6:45:00 PM

Page 45: [397] Deleted Colette Kelly 4/1/24 6:45:00 PM

Page 45: [397] Deleted Colette Kelly 4/1/24 6:45:00 PM

Page 45: [397] Deleted Colette Kelly 4/1/24 6:45:00 PM

Page 45: [397] Deleted Colette Kelly 4/1/24 6:45:00 PM

Page 45: [397] Deleted Colette Kelly 4/1/24 6:45:00 PM

Page 45: [398] Moved from page 45 (Move #19) Colette Kelly 4/1/24 6:45:00 PM

Popp, B. N.,

Page 45: [398] Moved from page 45 (Move #19) Colette Kelly 4/1/24 6:45:00 PM

Popp, B. N.,

Page 45: [399] Deleted Colette Kelly 4/1/24 6:45:00 PM

Page 45: [403] Deleted **Colette Kelly** **4/1/24 6:45:00 PM**



Page 45: [403] Deleted **Colette Kelly** **4/1/24 6:45:00 PM**



Page 45: [403] Deleted **Colette Kelly** **4/1/24 6:45:00 PM**



Page 45: [403] Deleted **Colette Kelly** **4/1/24 6:45:00 PM**



Page 45: [403] Deleted **Colette Kelly** **4/1/24 6:45:00 PM**



Page 46: [404] Deleted **Colette Kelly** **4/1/24 6:45:00 PM**



Page 46: [404] Deleted **Colette Kelly** **4/1/24 6:45:00 PM**



Page 46: [404] Deleted **Colette Kelly** **4/1/24 6:45:00 PM**



Page 46: [404] Deleted **Colette Kelly** **4/1/24 6:45:00 PM**



Page 46: [404] Deleted **Colette Kelly** **4/1/24 6:45:00 PM**



Page 46: [404] Deleted **Colette Kelly** **4/1/24 6:45:00 PM**



Page 46: [404] Deleted **Colette Kelly** **4/1/24 6:45:00 PM**



Page 46: [404] Deleted **Colette Kelly** **4/1/24 6:45:00 PM**



Page 46: [404] Deleted **Colette Kelly** **4/1/24 6:45:00 PM**



Page 46: [404] Deleted **Colette Kelly** **4/1/24 6:45:00 PM**



Page 46: [404] Deleted **Colette Kelly** **4/1/24 6:45:00 PM**



Page 46: [405] Deleted **Colette Kelly** **4/1/24 6:45:00 PM**



Page 46: [405] Deleted **Colette Kelly** **4/1/24 6:45:00 PM**



Page 46: [405] Deleted **Colette Kelly** **4/1/24 6:45:00 PM**



Page 46: [405] Deleted **Colette Kelly** **4/1/24 6:45:00 PM**



Page 46: [405] Deleted **Colette Kelly** **4/1/24 6:45:00 PM**



Page 46: [406] Deleted **Colette Kelly** **4/1/24 6:45:00 PM**



Page 46: [406] Deleted **Colette Kelly** **4/1/24 6:45:00 PM**



Page 46: [406] Deleted **Colette Kelly** **4/1/24 6:45:00 PM**



Page 46: [406] Deleted **Colette Kelly** **4/1/24 6:45:00 PM**



Page 46: [406] Deleted **Colette Kelly** **4/1/24 6:45:00 PM**



Page 46: [406] Deleted **Colette Kelly** **4/1/24 6:45:00 PM**



Page 46: [407] Deleted **Colette Kelly** **4/1/24 6:45:00 PM**



Page 46: [407] Deleted **Colette Kelly** **4/1/24 6:45:00 PM**



Page 46: [407] Deleted **Colette Kelly** **4/1/24 6:45:00 PM**



Page 46: [407] Deleted **Colette Kelly** **4/1/24 6:45:00 PM**



Page 46: [407] Deleted **Colette Kelly** **4/1/24 6:45:00 PM**



Page 46: [407] Deleted **Colette Kelly** **4/1/24 6:45:00 PM**



Page 46: [407] Deleted **Colette Kelly** **4/1/24 6:45:00 PM**



Page 46: [407] Deleted **Colette Kelly** **4/1/24 6:45:00 PM**



Page 46: [408] Deleted **Colette Kelly** **4/1/24 6:45:00 PM**



Page 46: [408] Deleted **Colette Kelly** **4/1/24 6:45:00 PM**



Page 46: [408] Deleted **Colette Kelly** **4/1/24 6:45:00 PM**



Page 46: [408] Deleted **Colette Kelly** **4/1/24 6:45:00 PM**



Page 46: [408] Deleted **Colette Kelly** **4/1/24 6:45:00 PM**



Page 46: [408] Deleted **Colette Kelly** **4/1/24 6:45:00 PM**



Page 46: [408] Deleted **Colette Kelly** **4/1/24 6:45:00 PM**



Page 46: [408] Deleted **Colette Kelly** **4/1/24 6:45:00 PM**



Page 46: [408] Deleted **Colette Kelly** **4/1/24 6:45:00 PM**



Page 46: [408] Deleted **Colette Kelly** **4/1/24 6:45:00 PM**



Page 46: [408] Deleted **Colette Kelly** **4/1/24 6:45:00 PM**



Page 46: [408] Deleted **Colette Kelly** **4/1/24 6:45:00 PM**



Page 46: [409] Deleted **Colette Kelly** **4/1/24 6:45:00 PM**



Page 46: [409] Deleted **Colette Kelly** **4/1/24 6:45:00 PM**



Page 46: [409] Deleted **Colette Kelly** **4/1/24 6:45:00 PM**



Page 46: [409] Deleted **Colette Kelly** **4/1/24 6:45:00 PM**



Page 46: [409] Deleted **Colette Kelly** **4/1/24 6:45:00 PM**



Page 46: [409] Deleted **Colette Kelly** **4/1/24 6:45:00 PM**



Page 46: [409] Deleted **Colette Kelly** **4/1/24 6:45:00 PM**



Page 46: [409] Deleted **Colette Kelly** **4/1/24 6:45:00 PM**



Page 46: [410] Deleted **Colette Kelly** **4/1/24 6:45:00 PM**



Page 46: [410] Deleted **Colette Kelly** **4/1/24 6:45:00 PM**



Page 46: [410] Deleted **Colette Kelly** **4/1/24 6:45:00 PM**



Page 46: [410] Deleted **Colette Kelly** **4/1/24 6:45:00 PM**



Page 46: [410] Deleted **Colette Kelly** **4/1/24 6:45:00 PM**



Page 46: [410] Deleted **Colette Kelly** **4/1/24 6:45:00 PM**



Page 46: [410] Deleted **Colette Kelly** **4/1/24 6:45:00 PM**



Page 46: [410] Deleted **Colette Kelly** **4/1/24 6:45:00 PM**



Page 46: [410] Deleted **Colette Kelly** **4/1/24 6:45:00 PM**



Page 46: [410] Deleted **Colette Kelly** **4/1/24 6:45:00 PM**



Page 47: [411] Deleted **Colette Kelly** **4/1/24 6:45:00 PM**



Page 47: [411] Deleted **Colette Kelly** **4/1/24 6:45:00 PM**



Page 47: [411] Deleted **Colette Kelly** **4/1/24 6:45:00 PM**



Page 47: [411] Deleted **Colette Kelly** **4/1/24 6:45:00 PM**



Page 47: [411] Deleted **Colette Kelly** **4/1/24 6:45:00 PM**



Page 47: [411] Deleted **Colette Kelly** **4/1/24 6:45:00 PM**



Page 47: [411] Deleted **Colette Kelly** **4/1/24 6:45:00 PM**



Page 47: [411] Deleted **Colette Kelly** **4/1/24 6:45:00 PM**



Page 47: [412] Deleted **Colette Kelly** **4/1/24 6:45:00 PM**



Page 47: [412] Deleted **Colette Kelly** **4/1/24 6:45:00 PM**



Page 47: [412] Deleted **Colette Kelly** **4/1/24 6:45:00 PM**



Page 47: [412] Deleted **Colette Kelly** **4/1/24 6:45:00 PM**



Page 47: [413] Deleted **Colette Kelly** **4/1/24 6:45:00 PM**



Page 47: [413] Deleted **Colette Kelly** **4/1/24 6:45:00 PM**



Page 47: [413] Deleted **Colette Kelly** **4/1/24 6:45:00 PM**



Page 47: [413] Deleted **Colette Kelly** **4/1/24 6:45:00 PM**



Page 47: [413] Deleted **Colette Kelly** **4/1/24 6:45:00 PM**



Page 47: [413] Deleted **Colette Kelly** **4/1/24 6:45:00 PM**



Page 47: [413] Deleted **Colette Kelly** **4/1/24 6:45:00 PM**



Page 47: [414] Deleted **Colette Kelly** **4/1/24 6:45:00 PM**



Page 47: [414] Deleted **Colette Kelly** **4/1/24 6:45:00 PM**



Page 47: [414] Deleted **Colette Kelly** **4/1/24 6:45:00 PM**



Page 47: [414] Deleted **Colette Kelly** **4/1/24 6:45:00 PM**



Page 47: [414] Deleted **Colette Kelly** **4/1/24 6:45:00 PM**



Page 47: [414] Deleted **Colette Kelly** **4/1/24 6:45:00 PM**



Page 47: [414] Deleted **Colette Kelly** **4/1/24 6:45:00 PM**



Page 47: [415] Deleted Colette Kelly 4/1/24 6:45:00 PM

Page 47: [415] Deleted Colette Kelly 4/1/24 6:45:00 PM

Page 47: [415] Deleted Colette Kelly 4/1/24 6:45:00 PM

Page 47: [415] Deleted Colette Kelly 4/1/24 6:45:00 PM

Page 47: [415] Deleted Colette Kelly 4/1/24 6:45:00 PM

Page 47: [415] Deleted Colette Kelly 4/1/24 6:45:00 PM

Page 47: [415] Deleted Colette Kelly 4/1/24 6:45:00 PM

Page 47: [415] Deleted Colette Kelly 4/1/24 6:45:00 PM

Page 47: [416] Deleted Colette Kelly 4/1/24 6:45:00 PM

Page 47: [416] Deleted Colette Kelly 4/1/24 6:45:00 PM

Page 47: [416] Deleted Colette Kelly 4/1/24 6:45:00 PM

Page 47: [416] Deleted Colette Kelly 4/1/24 6:45:00 PM

Page 47: [416] Deleted Colette Kelly 4/1/24 6:45:00 PM

Page 47: [416] Deleted Colette Kelly 4/1/24 6:45:00 PM

Page 47: [417] Deleted Colette Kelly 4/1/24 6:45:00 PM

Page 47: [417] Deleted Colette Kelly 4/1/24 6:45:00 PM

Page 47: [417] Deleted Colette Kelly 4/1/24 6:45:00 PM

Page 47: [417] Deleted **Colette Kelly** **4/1/24 6:45:00 PM**



Page 47: [417] Deleted **Colette Kelly** **4/1/24 6:45:00 PM**



Page 47: [417] Deleted **Colette Kelly** **4/1/24 6:45:00 PM**



Page 47: [417] Deleted **Colette Kelly** **4/1/24 6:45:00 PM**



Page 47: [417] Deleted **Colette Kelly** **4/1/24 6:45:00 PM**



Page 47: [417] Deleted **Colette Kelly** **4/1/24 6:45:00 PM**



Page 47: [417] Deleted **Colette Kelly** **4/1/24 6:45:00 PM**



Page 47: [417] Deleted **Colette Kelly** **4/1/24 6:45:00 PM**



Page 47: [417] Deleted **Colette Kelly** **4/1/24 6:45:00 PM**



Page 47: [417] Deleted **Colette Kelly** **4/1/24 6:45:00 PM**



Page 47: [418] Deleted **Colette Kelly** **4/1/24 6:45:00 PM**



Page 47: [418] Deleted **Colette Kelly** **4/1/24 6:45:00 PM**



Page 47: [418] Deleted **Colette Kelly** **4/1/24 6:45:00 PM**



Page 47: [418] Deleted **Colette Kelly** **4/1/24 6:45:00 PM**



Page 47: [419] Deleted **Colette Kelly** **4/1/24 6:45:00 PM**



Page 47: [419] Deleted **Colette Kelly** **4/1/24 6:45:00 PM**



Page 47: [419] Deleted **Colette Kelly** **4/1/24 6:45:00 PM**



Page 47: [419] Deleted **Colette Kelly** **4/1/24 6:45:00 PM**



Page 47: [419] Deleted **Colette Kelly** **4/1/24 6:45:00 PM**



Page 47: [419] Deleted **Colette Kelly** **4/1/24 6:45:00 PM**



Page 47: [419] Deleted **Colette Kelly** **4/1/24 6:45:00 PM**



Page 48: [420] Deleted **Colette Kelly** **4/1/24 6:45:00 PM**



Page 48: [420] Deleted **Colette Kelly** **4/1/24 6:45:00 PM**



Page 48: [420] Deleted **Colette Kelly** **4/1/24 6:45:00 PM**



Page 48: [420] Deleted **Colette Kelly** **4/1/24 6:45:00 PM**



Page 48: [420] Deleted **Colette Kelly** **4/1/24 6:45:00 PM**



Page 48: [420] Deleted **Colette Kelly** **4/1/24 6:45:00 PM**



Page 48: [420] Deleted **Colette Kelly** **4/1/24 6:45:00 PM**



Page 48: [420] Deleted **Colette Kelly** **4/1/24 6:45:00 PM**



Page 48: [421] Deleted **Colette Kelly** **4/1/24 6:45:00 PM**



Page 48: [421] Deleted **Colette Kelly** **4/1/24 6:45:00 PM**



Page 48: [421] Deleted **Colette Kelly** **4/1/24 6:45:00 PM**



Page 48: [421] Deleted **Colette Kelly** **4/1/24 6:45:00 PM**



Page 48: [421] Deleted **Colette Kelly** **4/1/24 6:45:00 PM**



Page 48: [421] Deleted **Colette Kelly** **4/1/24 6:45:00 PM**



Page 48: [421] Deleted **Colette Kelly** **4/1/24 6:45:00 PM**



Page 48: [421] Deleted **Colette Kelly** **4/1/24 6:45:00 PM**



Page 48: [421] Deleted **Colette Kelly** **4/1/24 6:45:00 PM**



Page 48: [421] Deleted **Colette Kelly** **4/1/24 6:45:00 PM**



Page 48: [421] Deleted **Colette Kelly** **4/1/24 6:45:00 PM**



Page 48: [422] Deleted **Colette Kelly** **4/1/24 6:45:00 PM**



Page 48: [422] Deleted **Colette Kelly** **4/1/24 6:45:00 PM**



Page 48: [422] Deleted **Colette Kelly** **4/1/24 6:45:00 PM**



Page 48: [422] Deleted **Colette Kelly** **4/1/24 6:45:00 PM**



Page 48: [422] Deleted **Colette Kelly** **4/1/24 6:45:00 PM**



Page 48: [422] Deleted **Colette Kelly** **4/1/24 6:45:00 PM**



Page 48: [422] Deleted **Colette Kelly** **4/1/24 6:45:00 PM**



Page 48: [422] Deleted **Colette Kelly** **4/1/24 6:45:00 PM**



Page 48: [422] Deleted **Colette Kelly** **4/1/24 6:45:00 PM**



Page 48: [422] Deleted **Colette Kelly** **4/1/24 6:45:00 PM**



Page 48: [422] Deleted **Colette Kelly** **4/1/24 6:45:00 PM**



Page 48: [423] Deleted **Colette Kelly** **4/1/24 6:45:00 PM**



Page 48: [423] Deleted **Colette Kelly** **4/1/24 6:45:00 PM**



Page 48: [423] Deleted Colette Kelly 4/1/24 6:45:00 PM

Page 48: [423] Deleted Colette Kelly 4/1/24 6:45:00 PM

Page 48: [423] Deleted Colette Kelly 4/1/24 6:45:00 PM

Page 48: [423] Deleted Colette Kelly 4/1/24 6:45:00 PM

Page 48: [423] Deleted Colette Kelly 4/1/24 6:45:00 PM

Page 48: [423] Deleted Colette Kelly 4/1/24 6:45:00 PM

Page 48: [424] Deleted Colette Kelly 4/1/24 6:45:00 PM

Page 48: [424] Deleted Colette Kelly 4/1/24 6:45:00 PM

Page 48: [424] Deleted Colette Kelly 4/1/24 6:45:00 PM

Page 48: [424] Deleted Colette Kelly 4/1/24 6:45:00 PM

Page 48: [424] Deleted Colette Kelly 4/1/24 6:45:00 PM

Page 49: [425] Deleted Colette Kelly 4/1/24 6:45:00 PM

Page 49: [425] Deleted Colette Kelly 4/1/24 6:45:00 PM

Page 49: [425] Deleted Colette Kelly 4/1/24 6:45:00 PM

Page 49: [425] Deleted Colette Kelly 4/1/24 6:45:00 PM

Page 49: [425] Deleted Colette Kelly 4/1/24 6:45:00 PM

Page 49: [425] Deleted **Colette Kelly** **4/1/24 6:45:00 PM**



Page 49: [425] Deleted **Colette Kelly** **4/1/24 6:45:00 PM**



Page 49: [425] Deleted **Colette Kelly** **4/1/24 6:45:00 PM**



Page 49: [425] Deleted **Colette Kelly** **4/1/24 6:45:00 PM**



Page 49: [425] Deleted **Colette Kelly** **4/1/24 6:45:00 PM**



Page 49: [426] Deleted **Colette Kelly** **4/1/24 6:45:00 PM**



Page 49: [426] Deleted **Colette Kelly** **4/1/24 6:45:00 PM**



Page 49: [426] Deleted **Colette Kelly** **4/1/24 6:45:00 PM**



Page 49: [426] Deleted **Colette Kelly** **4/1/24 6:45:00 PM**



Page 49: [426] Deleted **Colette Kelly** **4/1/24 6:45:00 PM**



Page 49: [426] Deleted **Colette Kelly** **4/1/24 6:45:00 PM**



Page 49: [426] Deleted **Colette Kelly** **4/1/24 6:45:00 PM**



Page 49: [426] Deleted **Colette Kelly** **4/1/24 6:45:00 PM**



▼
Page 49: [428] Deleted **Colette Kelly** **4/1/24 6:45:00 PM**

▼
Page 49: [429] Deleted **Colette Kelly** **4/1/24 6:45:00 PM**

▼
Page 49: [429] Deleted **Colette Kelly** **4/1/24 6:45:00 PM**

▼
Page 49: [429] Deleted **Colette Kelly** **4/1/24 6:45:00 PM**

▼
Page 49: [429] Deleted **Colette Kelly** **4/1/24 6:45:00 PM**

▼
Page 49: [429] Deleted **Colette Kelly** **4/1/24 6:45:00 PM**

▼