

Positive tipping points for accelerating adoption of regenerative practices in African smallholder farming systems: What drives and sustains adoption?

Antony Philip Emenyu^{1*}, Thomas Pienkowski², Andrew M. Cunliffe¹, Timothy M. Lenton¹, Tom [W. R. Powell](#)¹

¹Global Systems Institute, Faculty of Environment, Science and Economy, University of Exeter

²Centre for Environmental Policy, Faculty of Natural Sciences, Imperial College London

Correspondence

Antony Philip Emenyu: ae474@exeter.ac.uk

Tom Powell: t.powell@exeter.ac.uk

Formatted: Font: (Default) Times New Roman

Formatted: Font: (Default) Times New Roman

Formatted: Font: (Default) Times New Roman

Formatted: Font: (Default) Times New Roman

Formatted: Font: (Default) Times New Roman

Abstract

Mass adoption of regenerative agriculture (RA) practices could improve the resilience and increase productivity of African smallholder farming systems in the face of growing climate change pressures. However, most research on scaling agricultural practices has not focused on the factors and processes with the potential to drive rapid and self-propelling scaling mechanisms to rapidly and sustainably scale-up these RA practices are not yet well understood. Recent research suggests that positive tipping points rapid system transitions in the adoption of such towards sustainable technologies and practices can be such as RA can be driven by amplifying amplifying feedback loops and if these are sufficiently strong reinforcing, the system could reach a tipping point of self-propelling change processes such as social contagion. However, most research on scaling agricultural practices has not focused on the factors and processes with the potential to drive rapid and self-propelling scaling. Moore et al. (2015) further contended observed that scaling up, out and deep is essential for wide scale system change but identified also acknowledge an understand gap in understanding of lack of a formula on how to achieve the three-way scaling goals let alone achieve it quickly. To address this gap, we combine Lenton et al. (2022)'s framework for operationalising action of positive tipping points with Moore et al. (2015)'s conceptualisation of scaling to understand triggers for rapid scaling in the case of study in East Africa (The International Small group and Tree planting programme; (TIST) in East Africa. We present three key insights: (1) To achieve rapid and sustained scaling, it is essential to scale-out (reach more people) while at the same time scaling-up (impacting policy and institutions) and deep (impacting beliefs and norms) it is essential to work with centrally positioned actors capable of and motivated to influence changes in policy and norms towards scaling the intervention such as the smallholder farmers for TIST; (2) these different dimensions of scaling continuously interact, influenced by feedback loops. For sustained scaling it is key to create enabling conditions to trigger reinforcing feedbacks, often reinforcing each other and; (3) interactions between and across scaling dimensions are mediated by feedback processes. The rate of scaling is a factor of the reinforcing feedbacks at play in a particular location. Therefore, identification of these feedbacks and the appropriate leverage points is key to address location specific scaling challenges thus emphasising the need for context specific data. If amplifying feedbacks are strong enough, scaling could be rapid and self-sustaining. TIST scaling reveals that complementary carbon payments, learning by doing and building social capital are key for sustained, accelerated scaling.

Keywords: amplifying reinforcing feedbacks, climate change resilience, smallholder farmers, sub-Saharan Africa, Regenerative agriculture, scaling, agroforestry

Introduction

Agriculture in sub-Saharan Africa is highly vulnerable to climate change effects. The International Fund for Agricultural Development estimates that 70% of the total food supply in the continent is from smallholder farms (IFAD, n.d.). Most of these farms are rainfed, have highly degraded soils and extremely low capital to invest in improving production systems (Nezomba et al., 2017) thus limiting their adaptive capacity. The Intergovernmental Panel on Climate Change Working Group II report states that most smallholder farmers in the Global South, including Africa, have already reached their soft limits for human adaptation to climate change (IPCC, 2022). This implies that, while adaptation options still exist, they remain inaccessible to smallholder farmers due to financial, governance, institutional, and policy constraints. Nevertheless, the impacts of climate change continue to worsen across the region. Most climate models agree that, across most parts of sub-Saharan Africa, dry seasons will become longer and hotter while wet seasons will become shorter with more intense rainfall (Ayugi et al., 2021; Dosio et al., 2021; Wainwright et al., 2021), putting already vulnerable smallholder farmers at a higher risk of food and livelihood insecurity. Despite these challenges, there is compelling evidence that the adoption and effective implementation of regenerative agriculture (RA) could enhance the resilience and productivity of smallholder farming systems in the face of growing climate change pressures (Rehberger et al., 2023). For instance, it is estimated that with just 50% adoption of RA, African smallholder farmers could potentially see a 30% reduction in soil erosion, 60% increase in water infiltration rates (reducing run-off and increasing soil water storage), 24% increase in nitrogen content and 20% increase in soil carbon content, which could add approximately USD \$70bn gross value per year to African farmers (IUCN, 2021). Despite these potential benefits, most interventions promoting RA practices struggle to attain and sustain scale. Here, scaling means expanding, adapting, and sustaining successful initiatives in different places and over time to reach a greater number of beneficiaries (Jagadish et al., 2021). There is general agreement that rapid adoption of RA practices is essential to cope with growing climate change pressures on the food system (LaSalle & Hepperly, 2008; Rehberger et al., 2023; Strauss & Chhabria, 2022). Definitions of what constitutes RA and how it differs from other good practices in conventional agriculture have been debated (Giller et al., 2021; Newton et al., 2020; Schreefel et al., 2020) but -However,

Formatted: Font: (Default) Times New Roman

Formatted: Font: (Default) Times New Roman

Formatted: Font: (Default) Times New Roman

Formatted: Font: (Default) Times New Roman

Formatted: Font: (Default) Times New Roman, 11 pt

Formatted: Font: (Default) Times New Roman

Formatted: Font: (Default) Times New Roman, 11 pt

Formatted: Font: (Default) Times New Roman

Formatted: Font: (Default) Times New Roman, 11 pt

Formatted: Font: (Default) Times New Roman

Formatted: Font: (Default) Times New Roman, 11 pt

Formatted: Font: (Default) Times New Roman

Formatted: Font: (Default) Times New Roman, 11 pt

Formatted: Font: (Default) Times New Roman

Formatted: Space Before: 6 pt

Formatted: Space Before: 6 pt

Formatted: Font: (Default) Times New Roman

Formatted: Font: (Default) Times New Roman

Formatted: Font: (Default) Times New Roman

Formatted: Font: (Default) Times New Roman

Formatted: Font: (Default) Times New Roman

Formatted: Font: (Default) Times New Roman

Formatted: Font: (Default) Times New Roman

Formatted: Font: (Default) Times New Roman

Formatted: Font: (Default) Times New Roman

Formatted: Font: (Default) Times New Roman

Formatted: Font: (Default) Times New Roman

Formatted: Font: (Default) Times New Roman

Formatted: Font: (Default) Times New Roman

Formatted: Font: (Default) Times New Roman

Formatted: Font: (Default) Times New Roman

Formatted: Font: (Default) Times New Roman

Formatted: Font: (Default) Times New Roman

Formatted: Font: (Default) Times New Roman

Formatted: Font: (Default) Times New Roman

despite this contention, almost all definitions recognise the importance of soil conservation and a systems approach to defining RA. In this paper, RA is defined as *'farming practices that improve soil, water and overall ecosystem health, increase carbon sequestration, increase biodiversity, maintain or improve farm productivity and improve social and economic wellbeing of the farming community'* (Newton et al., 2020). Examples include minimum tillage, maintaining soil cover, fostering plant biodiversity including agroforestry and integration of livestock (Giller et al., 2021; Newton et al., 2020). However, for practical purposes, Giller et al. (2021) suggests that for any given context RA champions need to ask five key questions: (1) What problem is RA meant to solve? (2) What is to be regenerated? (3) What agronomic mechanism will enable or facilitate regeneration? (4) Can the mechanism be integrated into economically and socially viable agronomic practices for the specific context and (5) What political, social, and/or economic forces can drive use of the new practice? Concerning scaling, these questions could relate to Why scale? What to scale? How to scale quickly? Here, we focus on the question of how to scale quickly.

Moore et al. (2015) identify three dimensions of scaling **essential for large scale system changes**: scaling out, scaling up, and scaling deep. Scaling out involves expanding an initiative to more people, more places or promoting organic spread (Mills et al., 2019). Scaling up entails engaging with higher institutional levels to change the rules, logics, incentives (Moore et al., 2015) or leveraging existing ones to facilitate uptake (Geels, 2002). Finally, scaling deep involves shifting attitudes, norms, knowledge, and values to accelerate adoption (Moore et al., 2015). The magnitude of the challenges facing smallholder farmers in Africa necessitates rapid and exponential scaling out of RA. While most studies on scaling within the agricultural sector identify the importance of a clear vision and suggest strategies (Gillespie et al., 2015; Millar & Connell, 2010; Nicol, 2020), many of the scaling frameworks used do not explicitly explore the factors and processes that might catalyse such desired rapid and exponential growth. A better theoretical understanding of these could help in the design of interventions that leverage positive feedback processes for rapid and non-linear scaling of RA. Here, in this paper, we draw on the framework for operationalisation of positive tipping points (PTP) proposed by Lenton et al. (2022) to explore enablers and processes that could accelerate scaling.

This framework The PTP proposes that under certain enabling conditions, some actions can trigger **rapid and self-propelling adoption of sustainability innovations** changes driven by **amplifying reinforcing feedback processes** that **drive thus leading to rapid adoption of new technologies or behaviours innovations** in social-technological or social-ecological systems and **potentially resulting to a tipping point** (Lenton et al., 2022). The PTP identifies **economic competitiveness, performance and accessibility of innovations to users, the prevailing cultural and social norms and users' capability can all be as key enabling conditions for systemic tipping points, and will vary according to context. It also identifies various reinforcing feedback processes that may drive scaling of adoption, including social contagion, increasing returns to adoption, network effects, information cascades, percolation, co-evolution, ecological positive feedbacks, and social-ecological positive feedbacks. Finally it identifies key intervention areas to strengthen reinforcing feedbacks or create enabling conditions include as policy and regulation, private finance and markets, innovation and technology, education and information, behavioural nudges and monitoring and accountability mechanisms. If the amplifying feedback processes are strong enough, adoption could be rapid and self-propelling as the system reaches a tipping point. In this paper we combine theories of scaling and positive tipping points the Positive tipping points framework** to explore the adoption of RA in sub-Saharan Africa. Specifically, we examine Moore et al.'s three dimensions of scaling to identify the potential role of feedbacks between the spread of adoption between individuals, changes in governance and institutions, and changes in culture, values, and behavioural norms. We draw on literature from various regenerative farming interventions across Africa, using The International Small group and Tree planting programme (TIST) in East Africa as a case study.

Conceptual Framing

A social tipping point is reached when a critical mass of adopters triggers the mass adoption of a new idea, technology or innovation leading to social system transformation (Lenton et al., 2022). **Scaling up, out and deep** In the case of adoption of RA practices, expansion to new sites, recruiting more program participants, and promoting organic spread (scaling out) accompanied with complementary changes in policies, institutions (scaling up), and cultural norms and beliefs (scaling deep) could provide the necessary leverage for achieving such **large scale systemwide transformation** (Moore et al., 2015) **a tipping point** and changes in one scaling dimension could easily trigger changes in another through feedback loops. For instance, policies that create synergies between behavioural and technological changes could lead to virtuous political feedback loops (Fesenfeld et al., 2022), which in turn influence social norms and potentially adoption of certain ideas and interventions. If these feedback loops **involved** are reinforcing, the resultant changes could be rapid and self-perpetuating (Figure 1) hence achieving the goal of both rapid and large scale systemwide transformation. The different dimensions of scaling interact through feedback processes, often complementing each other and

Formatted: Font: (Default) Times New Roman

Formatted: Font: (Default) Times New Roman

Formatted: Font: (Default) Times New Roman

Formatted: Font: (Default) Times New Roman

Formatted: Font: (Default) Times New Roman

Formatted: Font: (Default) Times New Roman

Formatted: Font: (Default) Times New Roman

Formatted: Font: (Default) Times New Roman

Formatted: Space Before: 0 pt, Line spacing: single

Formatted: Font: (Default) Times New Roman

Formatted: Font: (Default) Times New Roman

Formatted: Font: (Default) Times New Roman

Formatted: Font: (Default) Times New Roman

Formatted: Font: (Default) Times New Roman

Formatted: Font: (Default) Times New Roman

Formatted: Font: (Default) Times New Roman

Formatted: Font: (Default) Times New Roman

Formatted: Font: (Default) Times New Roman

Formatted: Font: (Default) Times New Roman

Formatted: Font: (Default) Times New Roman

Formatted: Font: (Default) Times New Roman

Formatted: Font: (Default) Times New Roman

Formatted: Space After: 0 pt, Line spacing: single

Formatted: Font: (Default) Times New Roman

Formatted: Font: (Default) Times New Roman

Formatted: Space Before: 6 pt

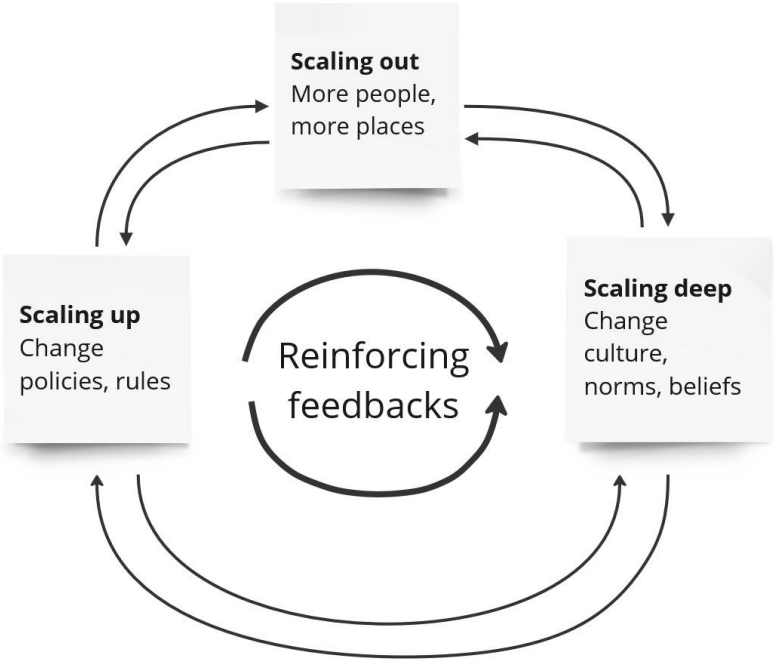
Formatted: Justified, Space After: 0 pt, Line spacing: single

Formatted: Font: (Default) Times New Roman

Formatted: Font: (Default) Times New Roman

Formatted: Font: (Default) Times New Roman

116 ~~amplifying the resultant changes in scale (Figure 1). For instance, policies that create synergies between~~
117 ~~behavioural and technological changes could lead to virtuous political feedback loops (Fesenfeld et al., 2022),~~
118 ~~which in turn influence social norms and potentially adoption of certain ideas and interventions.~~



Formatted: Font: (Default) Times New Roman

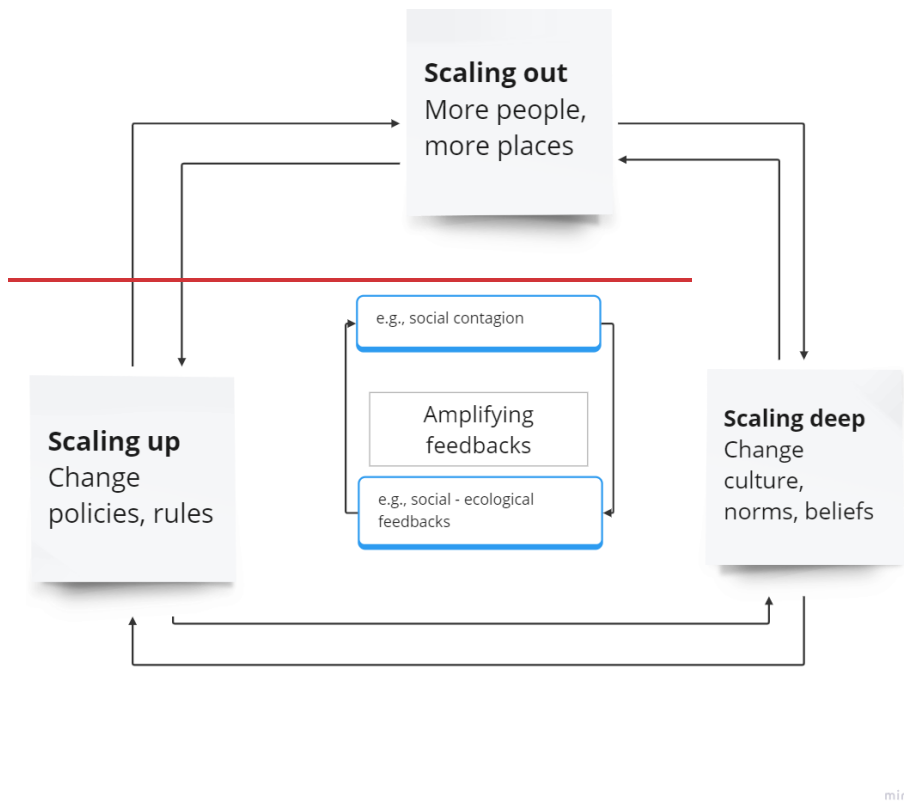


Figure 1. The interaction between the different dimensions of scaling driven by **amplifying reinforcing** feedback processes. **Different reinforcing feedback processes can be involved at one time.** The **amplifying reinforcing** feedback processes act within and across multiple spatial scales (from local, national to international) and influencing changes to the scaling within and across those levels in the process.

Several feedback processes could be involved at any time and identifying these processes is key to **desirably** **in positively** influencing scaling. **These feedback processes could include social contagion; information cascades; increasing returns to adoption; learning by doing; social-ecological effects; and network effects** (Lenton et al., 2022). Insights into these interactions could help to identify the most effective actions to accelerate adoption in a particular context. Just like the dimensions of scaling, these feedback processes are not mutually exclusive and act across multiple spatial scales. For instance, the adoption of agroforestry at the community level could result **into** landscape-level social-ecological impacts (Buxton et al., 2021) driven by social-ecological **amplifying reinforcing** feedback processes. The scaling dimensions and feedback processes often complement, antagonise, or even balance one another and affect the impact of any given intervention. **The same** scaling interventions could have varying effects across scaling levels. For instance, while agricultural subsidies could increase real household incomes at small scale, once scaled up for the same group, the average welfare effects could drop (Bergquist et al., 2023). At small scales, the land-rich experience larger income gains from subsidies at the expense of the land-poor. However, at scale, input prices might decrease for input-intensive crops while the cost of labour increases, hence, increasing income benefits to the land poor over the land rich. **The activation of these feedback processes requires certain enabling conditions to first be in place.** Activation of these feedback processes requires certain enabling conditions to be in place. Some of these conditions relate to the innovation itself and can be partly addressed at the design stage, such as price and quality. Others such as complementarity and performance, desirability and symbolism, accessibility and convenience, information and social networks depend on how the innovation fits within the environment it is to be implemented (Lenton et al., 2022). These conditions are highly dynamic, continuously adjusting in

Formatted: Font: (Default) Times New Roman

Formatted: Font: (Default) Times New Roman

Formatted: Font: (Default) Times New Roman

Formatted: Font: (Default) Times New Roman

Formatted: Font: (Default) Times New Roman

response to the actions taken and the feedback processes triggered, modifying the intervention environment. To keep up with these dynamics, implementors have to be highly proactive and adaptive in their response.

Enabling conditions and feedback processes for successful adoption of RA in Africa

Activation of these feedback processes requires certain enabling conditions to be in place. Enabling conditions are thresholds in system parameters such that small further interventions may trigger rapid, self-propelling change. For example, if an innovation outperforms the incumbent system on key metrics (price, labour costs etc.), adoption is more likely to become self-propelling. set the foundation for activation of reinforcing feedback process. Some of these conditions relate to the innovation itself, such as price and quality. These and can be partly addressed at the design stage, but may also be affected further by such as price and quality system dynamics including feedbacks (e.g. prices may be lowered and quality improved through increasing returns to adoption). Others such as complementarity and performance, desirability and symbolism, accessibility and convenience, information and social networks depend on how the innovation fits within the environment in which it is to be implemented (Lenton et al., 2022). These conditions are highly dynamic, continuously adjusting in response to the actions taken and the feedback processes triggered and- modifying the intervention environment. To keep up with these dynamics, implementors have to be highly proactive and adaptive in their response.

Innovation adoption is a complex process with multiple possible outcomes; adoption (continued use of an innovation) (Ainembabazi & Mugisha, 2014; Amadu et al., 2020), partial adoption (using part of the innovation) (Zulu-Mbata et al., 2016), adoption intensity (using more or less of the innovation) (Kunzekweguta et al., 2017; Mujeyi et al., 2022), non-adoption (not using the innovation) (Khoza et al., 2019), dis-adoption (stopping use of the innovation) (Alpizar et al., 2022; Grabowski et al., 2016), and adaptation (editing the innovation) (Bouwman et al., 2021). Here, an innovation is any intervention new to a given location or context. It could be a product (e.g., a new plant variety), a practice (e.g., cover cropping, governance approach) or knowledge (e.g., a planting technique). The individual attributes of an innovation (e.g., price, quality) as well as how well it integrates with existing systems (e.g., complementarity, accessibility, symbolism, performance) would affect its scalability and readiness to scale. Here adoption is used to mean the same as scaling out. To realistically illustrate the relational dynamics between some of the contextual factors, we have merged certain enabling conditions in the subsequent discussions. Based on this logic resulting categories include cost, performance and capability, desirability and symbolism, accessibility and convenience, information and social networks-.

Cost, performance, and capability: A RA innovation is more likely to get adopted if it has lower input costs and better performance compared to alternatives for example in terms of improved yields provided the farmer has the capability to meet the required costs. The cost of an innovation is often evaluated in terms of a farmer's available resources (can I afford the capital or labour requirements- it?) either in terms of capital or labour, how it fits with existing systems (does it complement what I have?), or perceptions of performance (can it make things better/improve my returns?). For instance, for a farmer who already has oxen, buying an ox plough could be cheaper than hiring a tractor. However, the converse may be true for a farmer without oxen. Perceptions of performance may motivate initial investment, but- however actual performance drives future investments. To fully experience the benefits of an innovation, farmers need to have the capability to effectively use the innovation. In most cases, farmers must meet the innovation's effective implementation requirements (i.e., the requirements to maximize the benefits of an innovation), such as labour (Habanyati et al., 2020), time (Bouwman et al., 2021), and land requirements (Kurgat et al., 2020) to fully experience the benefits. Therefore, interventions that increase the affordability of an innovation, the capability of farmers and optimize performance would most likely increase the scalability of the innovation.

The interaction between cost and performance could trigger certain amplifyingreinforcing feedbacks and lead to virtuous rapid scaling cycles. For instance, if the cost of implementation decreases while the performance increases, increasing returns could be achieved (Takeshima, 2017). Increasing returns could also result from farmers changing their enterprise mix (Li et al., 2023), specialisation (Takeshima, 2017) or mechanisation (Takeshima, 2017). As farmers learn through practice, they get more efficient and potentially obtain higher benefits from the intervention. These benefits from increasing returns or learning by doing could trigger mass sequential adoption through social contagion as farmers learn from, listen to, observe and mimic successful peers in their social networks (Centola, 2021). At programme level, learning by doing could lead to reduced barriers to entry and better intervention benefits, thus, increasing the likelihood of successful scaling.

Desirability and symbolism: Cultural beliefs, norms and traditions shape what is acceptable within a given society. Changing social norms and beliefs (scaling deep) often precede and could drive political (scaling up) and technological changes and if the amplifyingreinforcing feedbacks are strong, this cycle of changes could

Formatted: Space Before: 6 pt, After: 6 pt

Formatted: Space Before: 6 pt

Formatted: Font: (Default) Times New Roman

Formatted: Font: (Default) Times New Roman

Formatted: Font: (Default) Times New Roman

Formatted: Font: (Default) Times New Roman

Formatted: Font: (Default) Times New Roman

Formatted: Font: (Default) Times New Roman

Formatted: Font: (Default) Times New Roman

Formatted: Font: (Default) Times New Roman

Formatted: Font: (Default) Times New Roman

Formatted: Font: (Default) Times New Roman

Formatted: Font: (Default) Times New Roman

Formatted: Font: (Default) Times New Roman

Formatted: Font: (Default) Times New Roman

Formatted: Font: (Default) Times New Roman

Formatted: Space Before: 0 pt, After: 0 pt, Line spacing: single

Formatted: Space Before: 6 pt, After: 0 pt, Line spacing: single

Formatted: Font: (Default) Times New Roman, Not

Formatted: Font: (Default) Times New Roman

Formatted: Font: (Default) Times New Roman

Formatted: Font: (Default) Times New Roman

Formatted: Font: (Default) Times New Roman

Formatted: Font: (Default) Times New Roman

Formatted: Font: (Default) Times New Roman

Formatted: Font: (Default) Times New Roman

Formatted: Font: (Default) Times New Roman

Formatted: Font: (Default) Times New Roman

Formatted: Font: (Default) Times New Roman

Formatted: Font: (Default) Times New Roman

Formatted: Font: (Default) Times New Roman

Formatted: Font: (Default) Times New Roman

Formatted: Font: (Default) Times New Roman

Formatted: Font: (Default) Times New Roman

Formatted: Font: (Default) Times New Roman

Formatted: Font: (Default) Times New Roman

potentially tip social behaviour. In the RA adoption space, such norms could relate to livelihood strategies for a given group (Agundez et al., 2022); gender roles and associated resource access rights (Kehinde & Adeyemo, 2017; Khoza et al., 2019); and social-cultural beliefs (myths about certain practices) (Agundez et al., 2022; Assogbadjo et al., 2012). For instance, in northern Malawi, Bambara groundnuts (*Vigna subterranean*) had been promoted for its high nutritious value, drought tolerance, and soil-enhancing qualities. However, certain groups culturally associated this plant with death thus limiting its cultivation, distribution, and marketing (Forsythe et al., 2015). Resistance to the adoption of potentially beneficial interventions could, in principle, be mitigated through educational campaigns through communities of practice (Page & Dilling, 2019). However, there can be important ethical considerations around changing beliefs and practices in ways that could change the identity of a people.

Social norms and behaviour can be moulded and shaped through actions of third-party entities such as the government, intergovernmental and non-government organisations, academics, and faith-based organisations, who may have competing motivations (Fehr & Fischbacher, 2004; Halevy & Halali, 2015). It is therefore crucial that communities, whose cultural beliefs, norms, and traditions are impacted, are provided with adequate information about interventions, enabling them to independently assess their options and make informed choices. In the smallholder setting, this often involves intensive and consistent agricultural extension, characterised by active farmer participation, practical demonstrations of RA practices benefits, and working with common interest groups (Reed, 2007). Groups particularly provide a space for consultation between peers and leverage the power of social influence towards adoption of group norms (Alexander et al., 2022). In practice, agricultural extension services and community groups are often affiliated to certain entities whose viewpoints and norms they champion. Utilising existing extension and community structure therefore risks playing into preexisting power dynamics and potentially contributing to processes with unintended and often-undesirable outcomes.

Accessibility and Convenience: For a product or process to be considered accessible, it must be available, farmers must be able to reach the point of supply with ease, and they need to have the rights to use it. Availability refers to the physical presence, for instance, of land (Kehinde & Adeyemo, 2017; Razafimahatratra et al., 2021), water for irrigation (Maindi et al., 2020) and essential inputs (Murindangabo et al., 2021) in case of most RA interventions. However, just because a resource is available does not guarantee accessibility due to infrastructural barriers or issues associated with resource use rights. For example, distance from markets/point of supply (Abdulai et al., 2021; Kifle et al., 2022; Kunzekweguta et al., 2017; Mujeyi et al., 2022), inadequate road infrastructure (Maindi et al., 2020; Wafula et al., 2016), and ownership of transport assets to reduce the relative distance (Mujeyi et al., 2022), land tenure (Murindangabo et al., 2021; Owombo & Idumah, 2017; Teklu et al., 2023) and rights to protect and own trees in agroforestry schemes (Kouassi et al., 2021) could limit access, and capability of potential user and thus adoption.

Addressing the various dimensions of accessibility could improve farmer interaction, increase their likelihood of experiencing innovation benefits and potentially adoption. ~~On the other hand, by taking steps to address the various accessibility challenges, it is likely that trigger certain amplifying reinforcing feedback processes could be triggered resulting thus leading to virtuous scaling cycles.~~ For instance, addressing the issues of rights could involve both addressing certain social norms linked to gender roles (scaling deep) and reviewing policies around land rights (scaling-up) ~~while, On the other hand, infrastructural investments such as road networks and markets often come after policy changes (scaling up). The latter Certain policy changes could lower the cost of investment, creating opportunities for increasing returns and potentially network effects.~~ Network effects occur when the benefits offered by a product or service increases with the number of users (Tucker, 2018).

Information and social networks: While mechanisms like persuasion, regulation and incentives have often been used to bridge the adoption gap for most interventions (Ajayi et al., 2008), positive perception of performance of a RA practice plays a key role in driving both the initial engagement with and continued use of an innovation. ~~Exposure to Socialising the innovation forms is an essential part step in enabling the potential adopters to understand the innovation, its performance and their own capability to effectively use it.~~ For interventions whose benefits could take long to be realised, increasing duration of exposure (Alpizar et al., 2022) while providing technical support (Habanyati et al., 2020) is an essential step. However, it is important to manage expectations or else risk potential dis-adoption if the innovation does not deliver as expected (Chinseu et al., 2019). Access to complete information is crucial in shaping potential adopters' experiences with an innovation, thereby influencing its likelihood of adoption or non-adoption.

The impact of all the enabling conditions discussed above is information dependent. Therefore, the type of information, how to present it, to whom, when, how often, and where are all key questions when creating conditions for successful adoption. The level of access, perception, and trust of any particular information source could vary from group to group. Thus, to effectively communicate, one must understand the most

Formatted: Font: (Default) Times New Roman

Formatted: Font: (Default) Times New Roman

Formatted: Font: (Default) Times New Roman

Formatted: Font: (Default) Times New Roman

Formatted: Font: (Default) Times New Roman

Formatted: Font: (Default) Times New Roman

Formatted: Font: (Default) Times New Roman

Formatted: Font: (Default) Times New Roman

Formatted: Font: (Default) Times New Roman

Formatted: Font: (Default) Times New Roman

Formatted: Font: (Default) Times New Roman

Formatted: Font: (Default) Times New Roman

Formatted: Font: (Default) Times New Roman

Formatted: Font: (Default) Times New Roman

Formatted: Font: (Default) Times New Roman

Formatted: Font: (Default) Times New Roman

Formatted: Font: (Default) Times New Roman

Formatted: Font: (Default) Times New Roman

Formatted: Font: (Default) Times New Roman

Formatted: Font: (Default) Times New Roman

Formatted: Font: (Default) Times New Roman

Formatted: Font: (Default) Times New Roman

Formatted: Font: (Default) Times New Roman

Formatted: Font: (Default) Times New Roman

Formatted: Font: (Default) Times New Roman

Formatted: Font: (Default) Times New Roman

Formatted: Font: (Default) Times New Roman

Formatted: Font: (Default) Times New Roman

Formatted: Font: (Default) Times New Roman

Formatted: Font: (Default) Times New Roman

Formatted: Font: (Default) Times New Roman

Formatted: Font: (Default) Times New Roman

Formatted: Font: (Default) Times New Roman

Formatted: Font: (Default) Times New Roman

Formatted: Font: (Default) Times New Roman

Formatted: Font: (Default) Times New Roman

Formatted: Font: (Default) Times New Roman

Formatted: Font: (Default) Times New Roman

Formatted: Font: (Default) Times New Roman

Formatted: Font: (Default) Times New Roman

Formatted: Font: (Default) Times New Roman

Formatted: Font: (Default) Times New Roman

favoured sources of information for any particular group (Djido et al., 2021; Muriith et al., 2021). In the smallholder context, while multi-media sources such as radios, short-term message services on mobile phones, and newsletters could be useful (Oladele et al., 2019), extension service and informal farmer networks particularly play key roles in information flow (Brown et al., 2017; Djokoto et al., 2016; Habanyati et al., 2020). Extension here does not limit itself to public extension services (for examples agricultural officers, forestry officers) but also includes private and NGO farmer support services. Beyond facilitating information flow, extension approaches that prioritise farmer participation and practical demonstration of the RA practice benefits are likely to be more effective in improving farmer perception and adoption (Reed, 2007). When it comes to farmer networks, farmers are more likely to choose who to consult based on homophily (people similar to themselves, e.g., religion, tribe), kinship and/or physical proximity (Giroux et al., 2023). Therefore, to strengthen and leverage the social capital in farmer networks, it makes sense to work with groups of people near each other. For highly complex behaviours like adoption of a new innovation, the strong social networks cultivated in a group environment can play a powerful role in propelling behavioural contagion (Centola, 2021). Groups also provide secondary services that could improve the ability of individual group members to address resource limitations that could affect adoption such as providing access to affordable credit, land or labour.

Most of the ~~amplifying~~reinforcing feedback processes linked to scaling leverage the power of information and social networks. For instance, network effects rely on the benefits of being part of a large network (Tucker, 2018), social contagion is driven by farmers getting information from, observing and imitating influential members of their social networks (Herrando & Constantinides, 2021; Randall et al., 2015). For information cascades, agents are most likely to act on information from trusted contacts and then only evaluate these reactions later (Tokita et al., 2021). Some of these feedback processes could result in the reconfiguration of social network structure, impacting the scaling processes that are reliant on these social network structures. For instance, in the event of undesirable outcomes, agents ~~would likely~~often change their trusted contacts to avoid ~~going through a~~ similar experiences in the future (Tokita et al., 2021). Therefore, it is worth ensuring that expectations are managed, the information shared is authentic, and multiple points of the network are targeted to minimise chances of information loss ~~in ease of a network's~~ reconfiguration.

Learning is an essential step in the adoption process and in its absence, the capability of the user could be greatly diminished and along with it the benefits drawn from an innovation. While information cascades can be highly effective in recruiting large numbers of participants in a short time, there is a risk that social learning could be blocked as agents conform too quickly, not allowing time to aggregate information and update personal beliefs (Bikhchandani et al., 2021). It is therefore essential to create a balance between having rapid scaling and ensuring that individuals learn enough to explore and experience the benefit of an innovation.

A case study of The International Small group and Tree planting programme (TIST) in East Africa. TIST is an agroforestry payment for ecosystem service (PES) programme that is ~~currently running~~currently running in Kenya, Uganda, Tanzania, and India (Benjamin et al., 2018). The programme also promotes reforestation, conservation farming, entrepreneurship, and operates in small groups of 6-12 farmers within walking distance from each other (Reid & Swiderska, 2008). Since its launch in 1999, TIST has reached over ~~265,919~~216,812 farming households in ~~33,911~~41,136 small groups, maintained over ~~25-28~~ million trees, and offset over 7 million tonnes of carbon (<https://programme.tist.org>, accessed on ~~20/07/2024~~22/03/2025). In East Africa, Kenya (~~15,529~~20,452 groups) has the highest number of groups enrolled followed by Uganda (~~5,976~~10,853 groups) (Figure 2).

Formatted: Font: (Default) Times New Roman

Formatted: Font: (Default) Times New Roman

Formatted: Font: (Default) Times New Roman

Formatted: Font: (Default) Times New Roman

Formatted: Font: (Default) Times New Roman

Formatted: Font: (Default) Times New Roman

Formatted: Font: (Default) Times New Roman

Formatted: Font: (Default) Times New Roman

Formatted: Font: (Default) Times New Roman

Formatted: Font: (Default) Times New Roman

Formatted: Font: (Default) Times New Roman

Formatted: Font: (Default) Times New Roman

Formatted: Font: (Default) Times New Roman

Formatted: Font: (Default) Times New Roman

Formatted: Font: (Default) Times New Roman

Formatted: Font: (Default) Times New Roman

Formatted: Font: (Default) Times New Roman

Formatted: Font: (Default) Times New Roman

Formatted: Font: (Default) Times New Roman

Formatted: Font: (Default) Times New Roman

Formatted: Font: (Default) Times New Roman

Formatted: Font: (Default) Times New Roman

Formatted: Font: (Default) Times New Roman

Formatted: Font: (Default) Times New Roman

Formatted: Font: (Default) Times New Roman

Formatted: Font: (Default) Times New Roman

Formatted: Font: (Default) Times New Roman

Formatted: Font: (Default) Times New Roman

Formatted: Font: (Default) Times New Roman

Formatted: Font: (Default) Times New Roman

Formatted: Font: (Default) Times New Roman

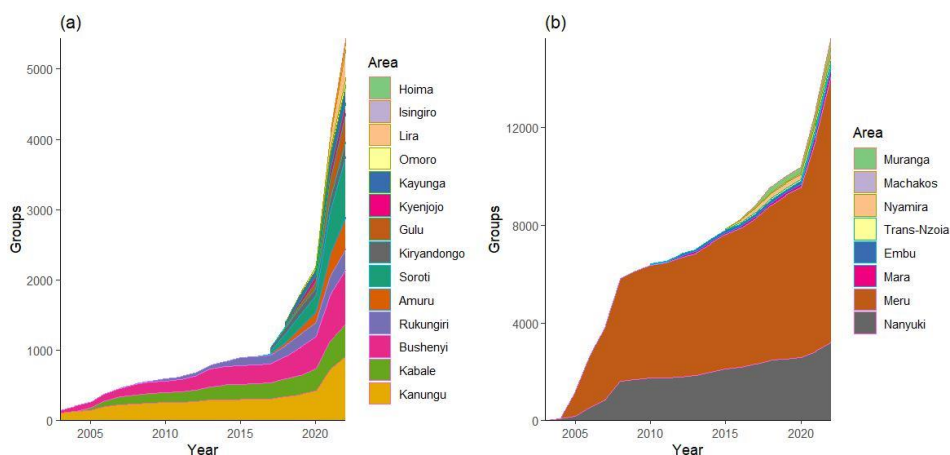


Figure 2. *There has been a steep rise in the enrolment of TIST participants in Uganda (a) and Kenya (b) between 2003 and 2022. Enrolment varies between countries and sites within each country thus highlighting the context specificity of scaling processes.*

Figure 2 above shows variation in enrolment across different sites thus highlighting the contextual nature of scaling and hinting on the need to address each scaling challenge on a case-by-case basis. In Kenya, participant enrolment rates in the Meru and Nanyuki project areas overshadow all the other sites in the country and shape the national enrolment picture while in Uganda, the programme expanded to several new project areas after 2015, with some (Soroti, Gulu, Amuru, and Lira) achieving high rates of enrolment comparable to the older sites. For instance, of the five sites with the highest number of groups in Uganda, three sites are less than ~~seven-eight~~ years old as of ~~2024~~2025, and among these Soroti has the second-highest enrolment rate of all the sites in the country.

Formatted: Font: (Default) Times New Roman

Formatted: Font: (Default) Times New Roman

Scaling of TIST

Here we apply the conceptual framework introduced about to identify key features of The scaling success of TIST's success in scaling. In Figure 3, we adapt Figure 1 to illustrate the enabling conditions specific to TIST. The subsequent section then explains the mechanisms through which these enabling conditions result in scaling with Figure 4 illustrating the interconnected and mutually reinforcing the various membership benefits which have potential to drive strong feedbacks.

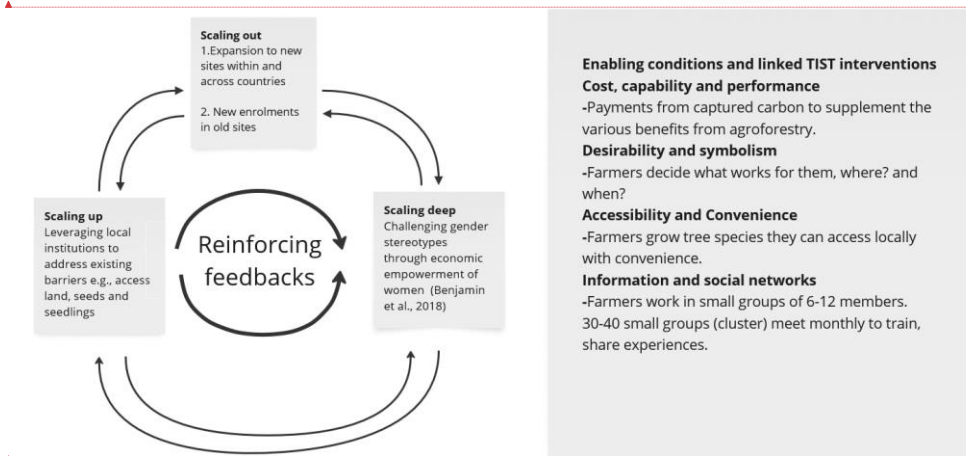
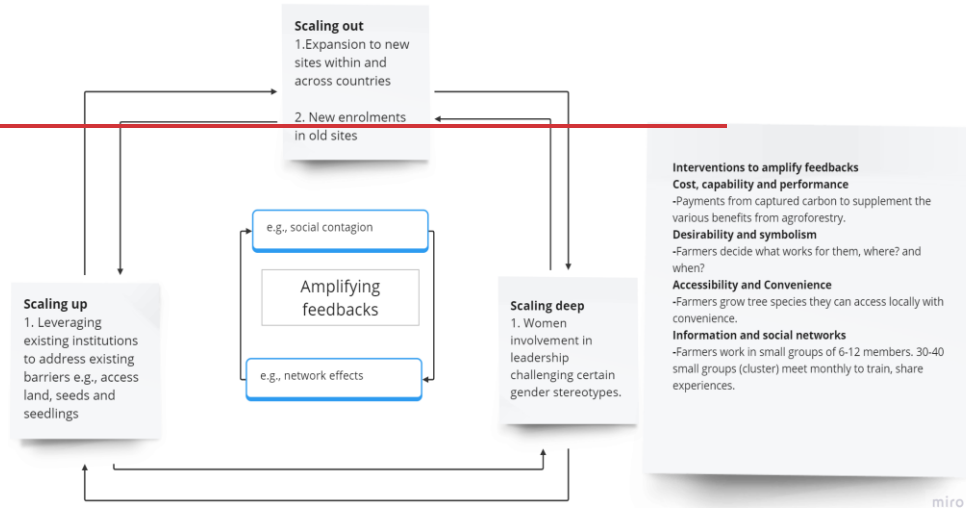


Figure 3. TIST scales up, deep, and out in multiple ways. The different forms in which TIST scales up, deep and out. The various interventions activate and contribute to the amplification of certain feedback processes that drive the various forms of scaling scaling out, up and deep, and the interaction between them. Enabling conditions and amplifying reinforcing feedback processes in the scaling of TIST.

Cost, capability, and performance: While the promise of supplemental income from captured carbon is a key incentive for initial enrolment in the programme, the additional diverse benefits and the low cost of participation gives participants multiple reasons to join and stay involved with the program. By design, TIST prioritises maximisation of the benefits from participation in the programme while increasing the capability of the farmers to engage with the program through minimisation of involvement costs. On the benefits side, the programme supports its participants to access carbon payments for the carbon captured by their trees to supplement the other benefits the trees already may provide already or may provide in the future. Such benefits include soil improvement, erosion control, wind breaks, firewood, fruits from fruit trees,

Formatted: Font: (Default) Times New Roman, 11 pt, Not Italic, Font color: Light Blue

Formatted: Font: (Default) Times New Roman, Font color: Light Blue

Formatted: Font: Not Bold

Formatted: Font: (Default) Times New Roman

Formatted: Font: (Default) Times New Roman

Formatted: Font: (Default) Times New Roman

Formatted: Font: (Default) Times New Roman

Formatted: Space Before: 6 pt

fencing material, timber, medicine, bee habitats, natural insecticides, and fodder (Reid & Swiderska, 2008). The programme also offers secondary benefits to participants such as better access to credit (Benjamin et al., 2016), improved social capital, gender equity (Benjamin et al., 2018), and various livelihood diversification opportunities. On the cost side, farmers in the programme are encouraged to establish their own tree nurseries at group levels and grow locally available tree species. This localisation of supply and flexibility of choice aims to improve affordability and the contextual appropriateness of tree choices. Secondly, TIST does not restrict participation based on land size or location. Therefore, interested farmers do not have to incur any extra costs to access land in order to participate. This reduction in cost, alongside other ecological and social-ecological reinforcing feedback processes leads to accumulation of increasing the benefits thus, also increases the returns to participation (See Figure 4). As farmers observe and imitate successful peers, and build stronger social support systems for adoption potentially igniting, social contagion and network effects are often triggered (Powell et al., 2023), as farmers observe and imitate successful peers, network effects as the increase in the number of adopters results into stronger social support systems and a build up of social ecological feedbacks leading to greater social ecological impacts (See Figure 4).

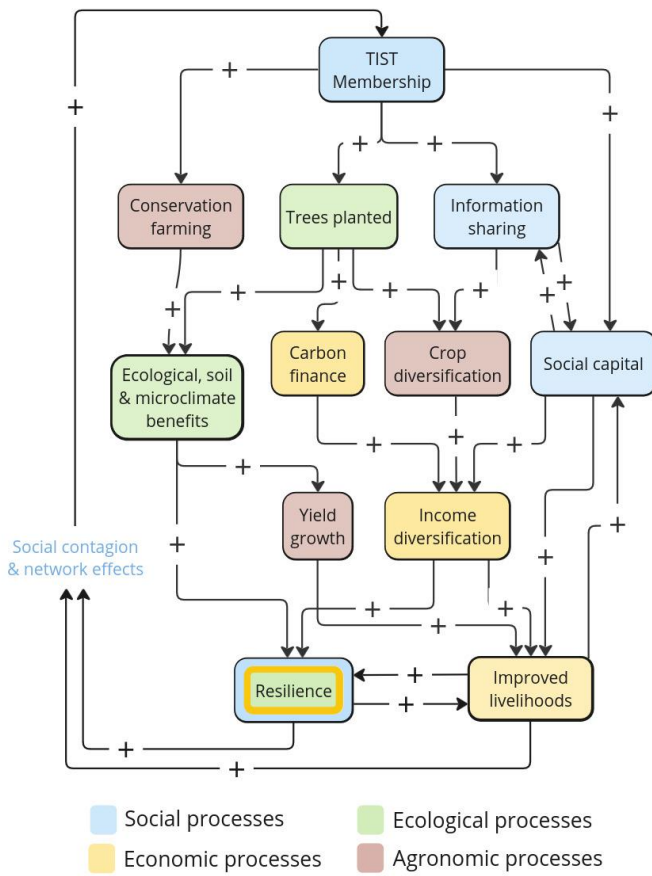


Figure 4. Amplifying mutually reinforcing benefits evidenced in the literature are likely to strengthen feedbacks and increase the likelihood of further adoption. Reinforcing feedback processes driving the adoption of TIST at community level and contribute to improved resilience. Conservation agriculture and agroforestry improve the soil ecological functioning and hence contributing to improved and more stable yields (Rehberger et al., 2023), while the various tree products along with carbon finance contribute to income diversification and improved livelihoods (Benjamin et al., 2018). Through working in groups, there is better information sharing which in-turn builds and reinforces the social capital. Strong and visible benefits to individual farmers or small groups are more likely to feedback on adoption rates through social contagion. The

reinforcing feedbacks. All the various contribute to improved resilience as well as help to drive social contagion in TIST. Reproduced from Figure 4.3.11 in Powell et al. (2023, p. 43).

Desirability and symbolism: -Since TIST is farmer-centred and farmer-led, the farmers' own beliefs, norms, and value system are integrated within-throughout program-programme participation decisions like what tree species to plant, where, and how to plant. With farmers driving decisions, they are also able to drive appropriate local policy changes from the grassroots. To aid this, TIST employs 'cluster servants' to provide extension services, supporting farmers in making such context-relevant changes without compromising program-programme operational principles. The cluster servants are appointed from the community of farmers and so are familiar with both the local context and the programme's operational dynamics. In the absence of external support, farmers often promote their innovations among peers (Reed, 2007). Under TIST, various groups in the same cluster (30-40 small groups) meet monthly, thus creating a platform for peer-to-peer innovation promotion. These monthly cluster meetings also strengthen the social support networks that play a key part in dealing with the more nuanced and personal adoption challenges.

Accessibility and convenience: Enrolment in the TIST programme is open to all interested smallholders within the different project areas. Participation is not restricted by farm size (Benjamin & Blum, 2015) implying that even farmers with access to very small pieces of land are capable of can participating. Groups source their own seed and seedlings. For instance, groups are encouraged to establish and manage the nurseries but could-can also obtain seeds through other preferred local sources. This ensures that farmers only grow species they can obtain locally and with convenience. TIST cluster servants are recruited from the local community where they remain and work. Most are group members within the same communities where they operate. This ensures that the much-needed extension support is easily and conveniently accessible by the beneficiary community. TIST offers farmers contracts of 10-30 years along with regular training and extension support in financial management, tree management, and other relevant skills (Masiga et al., 2012). For these reasons, smallholders in TIST were less likely to be credit-constrained and those that kept records enjoyed more favourable formal credit conditions (Benjamin et al., 2016). These various factors minimise the barriers to entry into the program-programme, increasing the potential value-in-the-benefits from participation and making the program-programme highly scalable.

Information and social networks: Perception of performance is dependent on what is known about the impact of the programme. To introduce new entrants to the program-programme impacts, TIST adopts a 'come and see' approach where representatives from a potential project area are invited to visit and directly engage with actual beneficiaries from older sites. For example, TIST started in western Uganda with representatives of the south Rwenzori Diocese visiting active farmers in Tanzania and experiencing the impact of the project there, then returning and initiating it in their region. This approach creates an opportunity for potential participants to witness the benefits, learn, gauge their capability to participate, and build networks for support during implementation. TIST also adopts a highly participatory approach in its activities with farmers. For instance, farmers are involved in the monitoring, verification, and reporting of the trees' carbon content along with quantifiers (Benjamin et al., 2018). Individual farmer experiences are often shared during the cluster meetings, which are always open to other community members who might be interested in the program. Since the members of the cluster are often from the same geographical area and the same or closely related communities, the experiences shared are relatable and shared by people already known to the community. Through the group structure and these regular meetings, newly enrolled participants can get to engage with participants who have been in the programme longer. This creates more opportunities for validation of knowledge and farmer-to-farmer support during the adoption process.

The interesting experiences from the different cluster meetings held across the country are captured and compiled into monthly newsletters that, which are freely distributed by cluster servants to the different stakeholders in their areas of operation. The newsletters are also accessible to the public on the TIST website (www.tist.org), creating an opportunity for other non-program-programme participants in the reported areas to learn about the program-programme activities, successes, and opportunities to get involved. The program-programme also maintains an open policy to research, actively seeking collaborations with researchers and providing access to essential program-programme datasets, which has enabled higher-level impact evaluations.

Through the various processes described above, TIST creates diverse opportunities for learning by doing, laying the foundation for social contagion as participants have access to numerous opportunities to observe impacts and peers to learn from and imitate. The social-ecological amplifying-reinforcing feedback processes potentially lead to landscape impacts such as increased greening of the landscape in Kenya (Buxton et al., 2021) along with the demonstrated social impacts such as economic empowerment (Benjamin et al., 2018).

Formatted: Font: (Default) Times New Roman

Formatted: Font: (Default) Times New Roman

Formatted: Space Before: 6 pt

Formatted: Font: (Default) Times New Roman

Formatted: Font: (Default) Times New Roman

Formatted: Font: (Default) Times New Roman

Formatted: Font: (Default) Times New Roman

Formatted: Font: (Default) Times New Roman

Formatted: Font: (Default) Times New Roman

Formatted: Font: (Default) Times New Roman

Formatted: Font: (Default) Times New Roman

Formatted: Font: (Default) Times New Roman

Formatted: Font: (Default) Times New Roman

Formatted: Font: (Default) Times New Roman

Formatted: Font: (Default) Times New Roman

Formatted: Font: (Default) Times New Roman

Formatted: Font: (Default) Times New Roman

Formatted: Font: (Default) Times New Roman

Formatted: Font: (Default) Times New Roman

have increased the value of carbon credits sold by TIST thus commanding some of the highest prices for forest-based initiatives in the market, currently USD \$46 per tonne (<https://program.tist.org/buy-carbon-credits>, accessed on 26/7/202422/03/2025). TIST has also received various recognitions and awards attesting to its contribution, drawing in more collaborators and partners, ~~consequently~~ increasing the value of being a member of its network and potentially leading to network effects.

Conclusion

RA practices have been lauded as a potential solution to the growing food insecurity and declining smallholder farmer resilience to the growing climate change pressure, and their rapid and mass adoption as an essential step to addressing some of the key climate change targets (IUCN, 2021; Marrakech Partnership, 2022). However, except for a few ~~program~~programmes like TIST, most interventions promoting these practices struggle to attain the desired levels and rates of adoption. Moore et al. (2015) observed that a combination of scaling up, out and deep had a greater likelihood of leading to large scale system transformation than ~~s~~single strategies; however, a formula for this precise combination did not exist. In this paper, we attempted to address the later challenge by combining 'the positive tipping points and Moore et al.'s scaling dimensions' ~~we~~and proposed a conceptual framework for rapid and ~~mass~~sustained scaling. We apply it in the evaluation of TIST scaling ~~success~~, and ~~success~~ and draw ~~three~~three key lessons:

- (1) To achieve rapid and sustained scaling and potentially a positive tipping point in the adoption of RA, it is essential to scale out (reach more people) while at the same time scaling up (impacting policy and institutions) and deep (impacting beliefs and norms). (2015) One of the ways TIST achieves this is scaling up, out and deep is by empowering smallholder farmers to lead not only in the mobilisation and recruitment of peers through group formation but also in the decisions around what tree species to plant, where? and how? Through this process, the choices made are not only contextually relevant, but the smallholders can also influence local policies and norms to complement their adoption choices. A key lesson here is to identify and work with centrally position actors who are able to influence all the dimensions of scaling and are motivated to do so.
- (2) These different dimensions of scaling (scaling out, up, and deep) continuously interact, often reinforcing each other with interactions mediated by feedback processes. Interventions have to create enabling conditions for these reinforcing feedback processes to get triggered. TIST achieves this. For instance, as more farmers in a particular location enrol in the program, they attain a critical mass to trigger changes in local policy, beliefs, and norms. Such changes could in turn trigger further adoption by enabling farmers to access the open carbon market, giving farmers decision autonomy and promoting group work, thus increasing the programme's likelihood of successful scaling.
- (3) Feedback processes mediate interactions between and across scaling dimensions. The rate of scaling is influenced by the reinforcing feedbacks at play acting in any particular context. This could possibly explain the different rates of scaling across the different sites in any particular country (see Figure 2) despite having the same implementation mechanism thus identifying key reinforcing feedback processes and leverage points could be key in addressing context specific scaling challenges. For instance, when a TIST group receives carbon payments, other groups, and community members are encouraged to enrol, triggering greater complementary changes in policy, norms, and beliefs. As members learn and gain experience in implementing the various program practices, they can reap even greater benefits from participation. By leveraging the social network and social capital cultivated through working in groups, new members are supported to achieve similar benefits including carbon payments. All these events amplify feedback processes for further scaling. If such feedbacks are strong, scaling can be rapid and self-perpetuating.

Although the reasoning behind the proposed conceptual framework provides a compelling structure for systematically thinking about and addressing the rapid scaling challenge for RA in sub-Saharan Africa, in its present form it lacks strong empirical backing and its practical utilisation will depend on the availability of highly context-specific data associated with the relevant variables and parameters (enabling conditions, ~~amplifying~~reinforcing feedbacks, and scaling goals). While monitoring and evaluation processes in existing ~~program~~programmes could be an important resource in bridging the essential data gaps, it would be worth re-orienting the monitoring targets to meet the data needs for accelerating scaling. Secondly, most resource-limited grassroot organisation may not have the capacity to invest in robust data collection yet they are best placed to initiate certain grassroot actions. For such organisation, relevant regional-level or country data sets could provide a starting point for narrowing down relevant actions and processes. Hence, as a next step, future research ~~could~~ should investigate creating such data sets.

Open Access Statement

Formatted: Font: (Default) Times New Roman

Formatted: Font: (Default) Times New Roman

Formatted: Space Before: 6 pt, After: 6 pt

Formatted: Space Before: 6 pt

Formatted: Font: (Default) Times New Roman

Formatted: Font: (Default) Times New Roman

Formatted: Font: (Default) Times New Roman

Formatted: Font: (Default) Times New Roman

Formatted: Space Before: 6 pt, After: 6 pt

For open access, the author has applied a Creative Commons Attribution (CC BY) licence to any Author Accepted Manuscript version arising from this submission. Data and code used for Figure 2 can be accessed in the following link <https://zenodo.org/doi/10.5281/zenodo.13128843>

Competing Interests

The contact author has declared that none of the authors has any competing interests.

Author Contributions

~~Antony Philip Emenyu~~ conceived the paper, worked on the conceptual framework, developed figures 1,2,3, and structured and wrote the paper with input from the various co-authors. ~~Tom Powell~~ drew Figure 4 (TIST feedback diagram) and contributed to the conceptual framing of feedback interactions in the conceptual framework section and TIST case study along with ~~Tim Lenton~~. ~~Thomas Pienkowski~~ contributed to conceptualisation of the link between feedback processes and the dimensions of scaling. ~~Andy Cunliffe~~ oversaw the coding for Figure 2 and the development of the GitHub repository and Zenodo in the open access section. All the authors provided comments during the writing process and proofread the paper. Conceptualisation (A.P.E., T.W.R.P. and T.P.), Funding acquisition (T.W.R.P. and A.M.C.), Investigation (A.P.E. and T.W.R.P.), Data curation (A.P.E.), Analysis and data visualisation (A.P.E., T.W.R.P., and A.M.C.), Supervision (T.W.R.P. and A.M.C.), Manuscript writing (A.P.E.), Manuscript reviewing and editing (T.W.R.P., T.P., A.M.C., and T.L.). All authors contributed to and approved the final version of the paper.

Acknowledgments

This ~~paper work was supported by is part of~~ the Oppenheimer Programme in African Landscape Systems (OPALS) jointly funded by Oppenheimer Generations Research and Conservation, Sarah Turvill, and University of Exeter. ~~The authors~~We thank TIST for providing access to their participant enrolment data that was used in this paper. ~~We also thank the reviewers for the insightful feedback that helped us to improve the clarity of our manuscript.~~

Formatted: Font: (Default) Times New Roman

Formatted: Font: (Default) Times New Roman

Formatted: Space Before: 6 pt, After: 6 pt

Formatted: Space Before: 6 pt, After: 6 pt

Formatted: Space Before: 6 pt, After: 6 pt

References

- Abdulai, A. N., Abdul-Rahaman, A., & Issahaku, G. (2021). Adoption and diffusion of conservation agriculture technology in Zambia: The role of social and institutional networks. *Environmental Economics and Policy Studies*, 23, 761–780.
- Agundez, D., Lawali, S., Mahamane, A., Alia, R., & Solino, M. (2022). Development of agroforestry food resources in Niger: Are farmers preferences context specific? *World Development*, 157(105951), 1–12.
- Ainembabazi, J. H., & Mugisha, J. (2014). The Role of Farming Experience on the Adoption of Agricultural Technologies: Evidence from smallholder Farmers in Uganda. *Journal of Development Studies*, 50(5), 666–679. <https://doi.org/10.1080/00220388.2013.874556>
- Ajayi, O. C., Akinnifesi, F. K., Sileshi, G., Chekeredza, S., & Mgomba, S. (2008). Payment for Environmental Services (PES): A Mechanism for Promoting Sustainable Agroforestry Land Use Practices among Smallholder Farmers in Southern Africa. *Conference on International Research on Food Security, Natural Resource Management and Rural Development*, 1–8.
- Alexander, M., Forastiere, L., Gupta, S., & Christakis, N. A. (2022). Algorithms for seeding social networks can enhance the adoption of a public health intervention in urban India. *PNAS*, 119(30), 1–7.
- Alpizar, F., Del Carpio, M. B., Ferraro, P. J., & Meiselman, B. S. (2022). *Exposure-enhanced goods and technology disadoption*. 36–37.
- Amadu, F. O., McNamara, P. E., & Miller, D. C. (2020). Understanding the adoption of Climate-Smart agriculture: A farm-level typology with empirical evidence from southern Malawi. *World Development*, 125(104692), 1–22.
- Assogbadjo, A. E., Glele Kakai, R., Djagoun, C. A. M. S., Codjia, J. T. C., & Sinsin, B. (2012). Biodiversity and socioeconomic factors supporting farmers choice of wild edible trees in the agroforestry systems of Benin (West Africa). *Forest Policy and Economics*, 14, 41–49. <https://doi.org/doi:10.1016/j.forpol.2011.07.013>
- Ayugi, B., Dike, V., Ngoma, H., Babaousmail, H., Mumo, R., & Ongoma, V. (2021). Future Changes in Precipitation Extremes over East Africa Based on CMIP6 Models. *Water*, 13(2358), 1–19.
- Benjamin, E. O., & Blum, M. (2015). Participation of Smallholders in agroforestry Agri-environmental scheme: A lesson from the rural mount Kenyan Region. *The Journal of Developing Areas*, 49(4), 127–143.
- Benjamin, E. O., Blum, M., & Punt, M. (2016). The impact of extension and ecosystem services on smallholder's credit constraint. *The Journal of Developing Areas*, 50(1), 333–350. <https://doi.org/10.1353/jda.2016.0020>
- Benjamin, E. O., Ola, O., & Buchenrieder, G. (2018). Does an agroforestry scheme with payment for ecosystem services (PES) economically empower women in sub-saharan Africa? *Ecosystem Services*, 31, 1–11.
- Bergguist, L. F., Faber, B., Fally, T., Hoelzlein, M., Miguel, E., & Rodriguez-Clare, A. (2023, January 18). *Scaling up agricultural policy interventions: Evidence from Uganda*. CEPR. <https://cepr.org/voxeu/columns/scaling-agricultural-policy-interventions-evidence-uganda>
- Bikhchandani, S., Hirshleifer, D., Tamuz, O., & Welch, I. (2021). Information cascades and social learning. *NATIONAL BUREAU OF ECONOMIC RESEARCH*, 1–109.
- Bouwman, T. I., Andersson, J. A., & Giller, K. E. (2021). Adapting yet not adopting? Conservation agriculture in Central Malawi. *Agriculture, Ecosystems & Environment*, 307(107224), 1–14.
- Brown, B., Nuberg, I., & Llewellyn, R. (2017). Negative evaluation of conservation agriculture: Perspectives from African smallholder farmers. *International Journal of Agricultural Sustainability*, 15(4), 467–481. <https://doi.org/10.1080/14735903.2017.1336051>
- Buxton, J., Powell, T., Ambler, J., Boulton, C., Nicholson, A., Arthur, R., Lees, K., Williams, H., & Lenton, M. T. (2021). Community-driven tree planting greens the neighboring landscape. *Scientific Reports*, 11(18239), 1–9.
- Centola, D. (2021). Influencers, Backfire Effects and the Power of the Periphery. In *Personal Networks* (pp. 1–28). Cambridge University Press.
- Chinseu, E., Dougill, A., & Stringer, L. (2019). Why do smallholder farmers dis-adopt conservation agriculture? Insights from Malawi. *Land Degradation & Development*, 30(Special Issue article), 533–543. <https://doi.org/10.1002/ldr.3190>
- Djido, A., Zougmore, R. B., Houessionon, P., Ouedraogo, M., Ouedraogo, I., & Diouf, N. S. (2021). To what extent do weather and climate information services drive the adoption of climate smart agriculture practices in Ghana. *Climate Risk Management*, 32(100309), 1–14.
- Djokoto, J. G., Owusu, V., & Awunyo-Vitor, D. (2016). Adoption of organic agriculture: Evidence from coca farming in Ghana. *Cogent Food and Agriculture*, 2(1, 1242181), 1–16. <https://doi.org/10.1080/23311932.2016.1242181>
- Dosio, A., Jury, M. W., Almazroui, M., Ashfaq, M., Diallo, I., Engelbrecht, F. A., Klutse, N. A. B., Lennard, C., Pinto, I., Sylla, M. B., & Tamoffo, A. T. (2021). Projected future daily characteristics of African precipitation based on global (CMIP5, CMIP6) and regional (CORDEX, CORDEX-CORE) climate models. *Climate Dynamics*, 1–24.
- Fehr, E., & Fischbacher, U. (2004). Third-party punishment and social norms. *Evolution and Human Behaviour*, 25(2), 63–87.
- Fesenfeld, L. P., Schmid, N., Finger, R., Mathys, A., & Schmidt, T. S. (2022). The politics of enabling tipping points for sustainable development. *One Earth*, 5, 1100–1108.
- Forsythe, L., Nyamanda, M., Mbachi Mwangwela, A., & Bennet, B. (2015). Belief, Taboos and Minor Crop Value Chains. *Food, Culture & Society*, 18(3), 501–517. <https://doi.org/10.1080/15528014.2015.1043112>
- Geels, F. W. (2002). Technological transitions as evolutionary reconfiguration processes: A multi-level perspective and a case-study. *Research Policy*, 31(8–9), 1257–1274.

Formatted: Font: (Default) Times New Roman

Formatted: Line spacing: single

- Giller, K. E., Hijbeek, R., Andersson, J. A., & Sumberg, J. (2021). Regenerative Agriculture: An agronomic perspective. *Outlook on Agriculture*, 50(1), 13–25.
- Gillespie, S., Menon, P., & Kennedy, A. L. (2015). Scaling Up Impact on Nutrition: What Will It Take? *Advances in Nutrition*, 6(4), 440–451.
- Giroux, S., Kaminski, P., Waldman, K., Blekking, J., Evans, T., & Gaylor, K. K. (2023). Smallholder social networks: Advice seeking and adaptation in rural Kenya. *Agricultural Systems*, 205(103574), 1–13.
- Grabowski, P. P., Kerr, J. M., Haggblade, S., & Kabwe, S. (2016). Determinants of adoption and disadoption of minimum tillage by cotton farmers in eastern Tanzania. *Agriculture, Ecosystems & Environment*, 231, 54–67.
- Habanyati, E. J., Nyanga, P. H., & Umar, B. B. (2020). Factors contributing to disadoption of conservation agriculture among smallholder farmers in Petauke, Zambia. *Kasetsart Journal of Social Sciences*, 41, 91–96.
- Halevy, N., & Halali, E. (2015). Selfish third parties act as peacemakers by transforming conflicts and promoting cooperation. *Psychological and Cognitive Sciences*, 112(22), 6937–6942.
- Herrando, C., & Constantinides, E. (2021). Emotional Contagion: A Brief Overview and Future Directions. *Frontiers in Psychology*, 12(712606). <https://doi.org/10.3389/fpsyg.2021.712606>
- IFAD. (n.d.). *Agriculture holds great promise for Africa. More than half of the Earth's arable land-roughly 600 million hectares-is located in Africa.* [Field report]. Change Starts Here. Retrieved 17 June 2024, from <http://www.ifad.org/thefieldreport>
- IPCC. (2022). Climate Change 2022: Impacts, Adaptation and Vulnerability Working Group 11 Contribution to the sixth assessment Report of the Intergovernmental Panel on Climate Change. *Cambridge University Press, Cambridge, UK and New York, USA*, 84. <https://doi.org/10.1017/9781009325844>.
- IUCN. (2021, October 25). *Regenerative agriculture works: New research and African businesses show how* | IUCN. <https://www.iucn.org/news/nature-based-solutions/202110/regenerative-agriculture-works-new-research-and-african-businesses-show-how>
- Jagadish, A., Mills, M., & Mascia, M. B. (2021). *Catalyzing Conservation at Scale: A Practitioner's handbook (Version 0.1)*. <https://doi.org/10.5281/zenodo.4894933>
- Kehinde, A. D., & Adeyemo, R. (2017). A probit Analysis of Factors Affecting Improved Technologies Dis-adoption in Cocoa-Based Farming Systems of Southwestern Nigeria. *International Journal of Agricultural Economics*, 2(2), 35–41. <https://doi.org/10.11648/j.ijae.20170202.12>
- Khoza, S., Van Niekerk, D., & Nemaakonde, L. D. (2019). Understanding gender dimensions of climate-smart agriculture adoption in disaster-prone smallholder farming communities in Malawi and Zambia. *Disaster Prevention and Management*, 28(5), 530–547. <https://doi.org/10.1108/DPM-10-2018-0347>
- Kifle, T., Ayal, D. Y., & Mulgeta, M. (2022). Factors influencing farmers adoption of climate smart agriculture to respond climate variability in siyandebrina Wayu District, Central highlands of Ethiopia. *Climate Services*, 26(100290), 1–10.
- Kouassi, J.-L., Kouassi, A., Bene, Y., Konan, D., Tondoh, E. J., & Kouame, C. (2021). Exploring Barriers to Agroforestry Adoption by Cocoa Farmers in South-Western Cote d'Ivoire. *Sustainability*, 13(13075), 1–16.
- Kunzekweguta, M., Rich, M. K., & Lyne, C. M. (2017). Factors affecting adoption and intensity of conservation agriculture techniques applied by smallholders in Masvingo district, Zimbabwe. *Agricultural Economics Research, Policy and Practice in Southern Africa*, 56(4), 330–346. <https://doi.org/10.1080/03031853.2017.1371616>
- Kurgat, B. K., Lamanna, C., Kimaro, A., Namoi, N., Manda, L., & Rosenstock, T. S. (2020). Adoption of Climate smart Agriculture Technologies in Tanzania. *Frontiers in Sustainable Food Systems*, 4(55), 1–9. <https://doi.org/10.3389/fsufs.2020.00055>
- LaSalle, T. J., & Hepperly, P. (2008). Regenerative Organic Farming: A solution to Global Warming. *Rodale Institute*. https://www.researchgate.net/publication/237136333_Regenerative_Organic_Farming_A_Solution_to_Global_Warming
- Lenton, T. M., Benson, S., Smith, T., Ewar, T., Lanel, V., Petykowski, E., Powell, T. W. R., Abrams, J. F., Blomsma, F., & Sharpe, S. (2022). Operationalising positive tipping points towards global sustainability. *Global Sustainability*, 5(e1), 1–6.
- Li, C., Stomph, T.-J., Makowski, D., Li, H., Zhang, C., Zhang, F., & Van der Werf, W. (2023). The productive performance of intercropping. *PNAS*, 120(2), 1–10.
- Maindi, N. C., Osuga, I. M., & Gicheha, M. G. (2020). Advancing climate smart agriculture: Adoption potential of multiple on-farm dairy production strategies among farmers in Muranga County, Kenya. *Livestock Research for Rural Development*, 32(4). <http://www.lrrd.org/lrrd32/4/izzac32063.html>
- Marrakech Partnership. (2022). *Sharm-El-Sheikh Adaptation Agenda. The global transformation towards adaptive and resilient development* [Graphic]. https://www.google.com/url?sa=i&rct=j&q=&esrc=s&source=web&cd=&cad=rja&uact=8&ved=0CDcQw7AJahcKEWjQ7JHS0ISBAxUAAAAAHQAAAAQAw&url=https%3A%2F%2Fclimatechampions.unfccc.int%2Fwp-content%2Fuploads%2F2022%2F11%2FSeS-Adaptation-Agenda_Complete-Report-COP27_FINAL-1.pdf&psig=AOvVaw1XKs-wVXCQOlmnGB-3ZmMN&ust=1693480506826579&opi=89978449
- Masiga, M., Yankel, C., & Iberre, C. (2012). *The International Small Group Tree Planting Program (TIST) Kenya* (Institutional Innovations in African Smallholder Carbon Projects Case Study, pp. 1–16). CGIAR Research Program on Climate Change Agriculture and Food Security (CCAFS). <https://cgspace.cgiar.org/handle/10568/21216>

- Millar, J., & Connell, J. (2010). Strategies for scaling out impacts from agricultural systems change: The case of forages and livestock production in Laos. *Agric Hum Values*, 27, 213–225.
- Mills, M., Bode, M., Mascia, M. B., Weeks, R., & et al. (2019). How conservation initiatives go to scale. *Nature Sustainability*, 2, 935–940.
- Moore, M. L., Riddell, D., & Vocisano, D. (2015). Scaling Out, Scaling up, Scaling Deep: Strategies of Non-profits in Advancing Systemic Social Innovation. *The Journal of Corporate Citizenship*, 58, 67–84.
- Mujeyi, A., Mudhara, M., & Mutenje, M. J. (2022). Adoption patterns of climate-smart Agriculture in Integrated crop-livestock smallholder systems of Zimbabwe. *Climate and Development*, 14(5), 399–408. <https://doi.org/10.1080/17565529.2021.1930507>
- Muriith, L. N., Onyari, C. N., Mogaka, K. R., Gichimu, B. M., Gatumo, G. N., & Kweni, K. (2021). Adoption Determinants of Adapted Climate Smart Agricultural Technologies Among Smallholder Farmers in Machakos, Makueni and Kitui Counties of Kenya. *Journal of Agricultural Extension*, 25(2), 75–85.
- Murindangabo, Y. T., Kopecky, M., & Konvalina, P. (2021). Adoption of conservation Agriculture in Rwanda; A case study of Gicumbi District Region. *Agronomy*, 11(1732), 1–13.
- Newton, P., Civita, N., Frankel-goldwater, L., Bartel, K., & Johns, C. (2020). What Is Regenerative Agriculture? A Review of Scholar and Practitioner Definitions Based on Processes and Outcomes. *Frontiers in Sustainable Food Systems*, 4(October), 1–11. <https://doi.org/10.3389/fsufs.2020.577723>
- Nezomba, H., Mtambanengwe, F., Tittonell, P., & Mapfumo, P. (2017). Practical assessment of soil degradation on smallholder farmers' fields in Zimbabwe: Integrating local knowledge and scientific diagnostic indicators. *CATENA*, 156, 216–227.
- Nicol, P. (2020). Pathways to Scaling Agroecology in the City Region: Scaling out, Scaling up and Scaling deep through Community-Led Trade. *Sustainability*, 12(19), 1–20.
- Oladele, O. I., Gitika, M. P., Ngari, F., Shimeles, A., Mamo, G., Aregawi, F., Braimoh, A. K., & Olorunfemi, O. D. (2019). Adoption of agro-weather information sources for climate smart agriculture among farmers in Embu and Ada districts of Kenya and Ethiopia. *Information Development*, 35(4), 639–654. <https://doi.org/10.1177/0266666918779639>
- Owombo, P. T., & Idumah, F. O. (2017). Determinants of agroforestry technology adoption among arable crop farmers in Ondo state, Nigeria: An imperial investigation. *Agroforest Syst*, 91, 919–926. <https://doi.org/10.1007/s10457-016-9967-2>
- Page, R., & Dilling, L. (2019). The Critical Role of Communities of Practice and Peer Learning in Scaling Hydroclimatic Information Adoption. *American Meteorological Society*, 851–862. <https://doi.org/10.1175/WCAS-D-18-0130.1>
- Powell, T., Smith, S. R., Zimm, C., & Bailey, E. (2023). Section 4: Positive tipping points in technology, economy and society. In *Global Tipping Points Report*. University of Exeter. <https://global-tipping-points.org/download/4613/>
- Randall, J. R., Nickel, N. C., & Colman, I. (2015). Contagion from peer suicidal behaviour in a representative sample of American adolescents. *Journal of Affective Disorders, Research report*, 219–225.
- Razafimahatratra, H. M., Bignebat, C., David-Benz, H., Belieres, J.-F., & Penot, E. (2021). Tryout and (Dis)adoption of conservation agriculture. Evidence from Western Madagascar. *Land Use Policy*, 100(104929), 1–13.
- Reed, M. S. (2007). Participatory technology development for agroforestry extension: An innovation-decision approach. *African Journal of Agricultural Research*, 2(8), 334–341.
- Rehberger, E., West, P. C., Spillane, C., & McKeown, P. C. (2023). What Climate and environmental benefits of regenerative agriculture practices? An evidence review. *Environmental Research Communications*, 5(Topical Review). <https://doi.org/10.1088/2515-7620/acd6dc>
- Reid, H., & Swiderska, K. (2008). Biodiversity, climate change and poverty: Exploring the links. *International Institute for Environment and Development*, 1–6.
- Schreefel, L., Schulte, R. P. O., De Boer, I. J. M., Pas Schrijver, A., & van Zanten, H. H. E. (2020). Regenerative agriculture—The soil is the base. *Global Food Security*, 26. <https://doi.org/10.1016/j.gfs.2020.100404>
- Strauss, T., & Chhabria, P. (2022). What is regenerative agriculture and how can it help us get to net zero food systems? 3 industry leaders explain Climate Champions. <https://www.weforum.org/agenda/2022/12/3-industry-leaders-on-achieving-net-zero-goals-with-regenerative-agriculture-practices/>
- Takeshima, H. (2017). Custom-hired tractor services and returns to scale in smallholder agriculture: A production function approach. *Agricultural Economics*, 48, 363–372. <https://doi.org/10.1111/agec.12339>
- Teklu, A., Simane, B., & Bezabith, M. (2023). Multiple adoption of climate smart agricultural innovation for agricultural sustainability: Empirical evidence from the upper Blue Nile Highlands of Ethiopia. *Climate Risk Management*, 39(100477), 1–15.
- Tokita, C. K., Guess, A. M., & Tarnita, C. E. (2021). Polarized information ecosystems can reorganize social networks via information cascades. *PNAS*, 118(50), 1–9.
- Tucker, C. (2018). Network Effects and Market Power: What have we learned in the last decade? *Antitrust*, Spring, 72–79.
- Wafula, L., Oduol, J., Oluoch-Kosura, W., Muriuki, J., Okello, J., & Mowo, J. (2016). Does strengthening technical capacity of smallholder farmers enhance adoption of conservation practices? The case of conservation agriculture with trees in Kenya. *Agroforest Syst*, 90, 1045–1059. <https://doi.org/10.1007/s10457-015-9882-y>

- Wainwright, C. M., Black, E., & Allan, R. P. (2021). Future Changes in Wet and Dry Season Characteristics in CMIP5 and CMIP6 Simulations. *American Meteorological Society*, 2339–2357. <https://doi.org/10.1175/JHM-D-21-0017.1>
- Zulu-Mbata, O., Chapoto, A., & Hichaambwa, M. (2016). *Determinants of Conservation agriculture adoption among Zambian Smallholder Farmers* (pp. 1–22) [Working Paper No. 114]. <http://www.aec.msu.edu/agecon/fs2/zambia/index.htm>