

Chemical characterization of atmospheric aerosols at a high-altitude mountain site: a study of source apportionment

5 Elena Barbaro^{1,2}, Matteo Feltracco², Fabrizio De Blasi^{1,2}, Clara Turetta^{1,2}, Marta Radaelli², Warren Cairns^{1,2}, Giulio Cozzi^{1,2}, Giovanna Mazzi², Marco Casula¹, Jacopo Gabrieli^{1,2}, Carlo Barbante^{1,2}, Andrea Gambaro^{2,1}

¹ CNR-Institute of Polar Sciences (ISP-CNR), 155 Via Torino, 30170 Mestre, Italy;

² Department of Environmental Sciences, Informatics and Statistics, Ca' Foscari University of Venice, Venice, Italy

10

* Correspondence to: Matteo Feltracco (matteo.feltracco@unive.it)

15 Abstract.

The study of aerosol in high mountain regions is essential because particulate matter can play a role in altering the energy balance of high mountain regions, and aerosols can accelerate glacier melting in high mountain areas by darkening the ice surface, reducing its reflectivity (albedo). Studying aerosols in high mountain areas provides insights into long-range transport of pollutants, atmospheric dynamics, and climate change impacts. These regions can serve as valuable observatories for studying atmospheric processes.

20

The main aim of this paper is to define the main sources of aerosol over an entire year of sampling at the Col Margherita Atmospheric Observatory (MRG 46° 22' 0.059'' N, 11° 47' 30.911'' E, 2543 m a.s.l.), a high-altitude background site in the Eastern Italian Alps. Here, we discuss the potential origins of more than one hundred chemical markers (major ions, water soluble organic compounds, trace elements, rare earth elements) using different approaches. Some diagnostic ratios were applied, but source apportionment using Positive Matrix Factorization was used to define the main inputs of PM₁₀ collected at this high-altitude site, resulting in the identification of four factors: 1) Saharan Dust Events; 2) long-range marine/anthropogenic influence; 3) biogenic sources; 4) biomass burning and anthropogenic emissions. It can be inferred that, despite the distant location of the Col Margherita site, both regional and long-range anthropogenic pollution have discernible effects on this area.

30

Keywords: aerosol composition, source apportionment, air masses, high mountain

1. Introduction

35 Atmospheric aerosol have strong impacts on the climate (Ren-Jian et al., 2012) because these particles can absorb and
diffuse solar radiation, impacting the radiation budget. Their chemical composition can influence their hygroscopic
properties and hence their ability to act as cloud condensation nuclei (CCN) (Hitzenberger et al., 1999). Aerosol particles
can also impact the environment, influencing air pollution. The chemical composition of these particles can have specific
impacts on human health, producing respiratory disorders, strokes, and pulmonary and cardiovascular diseases (Ren-Jian
40 et al., 2012).

The aerosol depends on local and regional emission sources, but it can also derive by atmospheric long-range transport.
These particles can be directly emitted on the atmosphere by natural sources (i.e., sea salts or crustal particles) or by
anthropogenic activity such as industry or vehicular traffic. Secondary aerosol is another important component of
particulate matter because several gas-to-particles or particle-phase reactions can occur, and several aging or oxidative
45 processes can modify their chemical properties.

High altitude mountain stations are considered the best sites to investigate the background levels of trace gases and
aerosols, due to their distance from anthropogenic emission sources. The data collected in these stations can be used to
study long-range transport of dust or anthropogenic and biomass burning pollutants from emission regions. Okamoto and
Tanimoto (2016) summarized the results from past and ongoing field measurements of atmospheric constituents at high-
50 altitude stations across the globe with a particular focus on trace gases such as ozone. The authors identified 31 stations
at high altitude above 1500 m a.s.l. that provide reliable observational data, online available or published in previous
studies. Many stations are located in northern mid-latitudes, particularly in central Europe and western North America.
Compared to the Northern Hemisphere, significantly, fewer stations are in the Southern Hemisphere, and no high-altitude
stations are present in the Oceania region. One of the final goals of this publication is to propose Col Margherita
55 Observatory as high-altitude background observatory of atmospheric aerosols in the Eastern Italian Alps.

The main aim of this paper is to characterize different source of the atmospheric aerosol collected at the Col Margherita
Atmospheric Observatory (MRG 46° 22' 0.059'' N, 11° 47' 30.911'' E, 2543 m a.s.l.), a high-altitude background site in
the Eastern Italian Alps. The chemical composition was used to define specific sources or processes, by combining
chemometric singular specific diagnostic ratios. More than one hundred chemical markers determined: inorganic ions
60 (Cl⁻, Br⁻, NO₃⁻, SO₄²⁻, K⁺, Mg²⁺, Na⁺, NH₄⁺, Ca²⁺), twelve organic acids (methanesulfonic acid and C2–C7 carboxylic
acids), seven monosaccharides (arabinose, fructose, galactose, glucose, mannose, ribose, xylose), eight alcohol-sugars
(arabitol, erythritol, mannitol, ribitol, sorbitol, xylitol, maltitol), three anhydrosugars (levoglucosan, mannosan and
galactosan), sucrose, eleven phenolic compounds, forty free L- and D-amino acids and two photo-oxidation products of
 α -pinene (cis-pinonic and pinic acid), twenty seven trace elements (TE) and fifteen rare earth elements (REE).

65 The novelty of this paper is in the combination of a consistent number of chemical species to characterize the aerosol
sources, by considering different types of markers for biogenic, anthropogenic, crustal, and other type of the sources at a
high mountain site. Positive matrix factorization (PMF) was performed to 1) identify the sources and to define 2) which
chemical species were characteristic for each source, because the sources of some compounds are still not well known.

2. Experimental section

70 2.1 Sampling and meteorological conditions

A year of sampling atmospheric aerosol was performed from the 10th of August 2021 to 22nd of July 2022 at Col Margherita Atmospheric Observatory (MRG, (46° 22' 0.059'' N, 11° 47' 30.911'' E, 2543 m a.s.l.). Thanks to its location, MRG is an ideal site for the investigation of the atmospheric circulation on a regional scale.

75 Samples were collected using a low volume aerosol sampler (Skypost, Tecora) equipped with a sequential sampling module (average flow rate of 38.3 L min⁻¹) and a sequential sampling module for automatic filter changing. PM₁₀ samples was collected on quartz fiber filters (QFFs, Filtros Anovia, Barcelona), previously decontaminated by a 4 h pre-combustion at 400 °C in a muffle furnace. Each sample was collected for 96 h with an average volume of 335 ± 12 m³ (at ambient conditions) because this time resolution is demonstrated the best balance between quantifying the target species at trace levels and sampling resolution. During the sampling periods, field blanks were taken at the beginning, during and at the
80 end by loading a filter into the filter holder of the sampler for 5 min with the vacuum pump turned off.

Meteorological sensors are installed on a compact aluminium tower at 3 m above ground level (ATW3, Campbell Scientific), close to the observatory. The measured parameters were: air temperature (T) and relative humidity (RH), accuracy ± 0.1 °C and ± 2%, respectively (CS215, Campbell Scientific); atmospheric pressure (P), accuracy ± 0.3 hPa at +20 °C (PTB110 barometer, Vaisala); snow depth (SnD), accuracy ± 1 cm (Sonic Ranging Sensor SR50A, Campbell
85 Scientific). The sampling frequency was every 5 min, but hourly averages were used for data analysis.

During the considered period, we have registered over the 89% of the hourly data. We used the procedure described by Carturan et al. (2019) to fill the gaps in the time series. The reference weather station for gap filling is the one located at Passo Valles, about 3.3 km away and 500 m lower. Fig. S1 shows the average and extreme values for each meteorological parameter that we have investigated.

90 2.2 Mass concentration and chemicals analysis

Blank and sample filters were weighed three times (%RSD 5–10%) before and after sampling using a Sartorius CP225D balance (precision ± 0.01 mg), placed inside a clean room class 1000, at Ca' Foscari University. The balance and the filters were kept in a temperature (25°) and humidity-controlled (RH 50%) nitrogen glove box.

Half of the filter was broken into small pieces with a ceramic cutter and placed in a 15 mL vial (previously cleaned with
95 ultrapure water in an ultrasonic bath for 30 min). The sample was spiked with internal standards and extracted with 5 mL of ultrapure water in an ultrasonic bath for 30 min at 10 °C to avoid volatilization of the analytes. The extract solution was filtered through a 0.45 µm PTFE filter to remove particles and quartz fiber traces before instrumental analysis. This extract was analyzed to determine inorganic ions and organic acids (methanesulfonic acid and C2–C7 carboxylic acids) (Barbaro et al., 2020), monosaccharides, alcohol-sugars, levoglucosan and its isomers, sucrose (Barbaro et al., 2015b),
100 free amino acids (Barbaro et al., 2015a), phenolic compounds (Zangrando et al., 2013), and photo-oxidation products of α-pinene (Feltracco et al., 2018).

Briefly, an ion chromatograph (IC, Thermo Scientific DionexTM ICS-5000, Waltham, MA, USA) coupled with a single quadrupole mass spectrometer (MSQ PlusTM, Thermo Scientific, Bremen, Germany) was used to analyse anionic compounds: Cl⁻, NO₃⁻, SO₄²⁻, Br⁻, methanesulphonate and carboxylic acids. The separation was carried out using an
105 anion exchange column Dionex Ion AS19 2 x 250 mm equipped with Dionex Ion Pac AG19 guard column (2 x 50mm) using sodium hydroxide (NaOH), produced by an eluent generator, as mobile phase and with with a flow of 0.25 mL min⁻¹. Cationic species (Na⁺, NH₄⁺, Mg²⁺, Ca²⁺, K⁺) were determined using a capillary IC (Thermo Scientific Dionex ICS-

5000), equipped with a capillary cation exchange column (Dionex IonPac CS19-4 μm , 0.4×250 mm), a guard column (Dionex IonPac CG19-4 μm , 0.4×50 mm) connected with a conductivity detector (Barbaro et al., 2020).

110 The determination of sugars (Barbaro et al., 2015b) in aerosol samples involved the utilization of the same ion chromatograph with quadrupole mass spectrometer (ICS-5000 and MSQ Plus™, Thermo Scientific). The separation of six monosaccharides (arabinose, fructose, galactose, glucose, mannose, ribose, xylose), sucrose, and maltitol was achieved using a CarboPac PA10™ column (Thermo Scientific, 2×250 mm) equipped with a CarboPac PA10™ guard column (2×50 mm). Separation of seven alcohol-sugars (arabitol, erythritol, mannitol, ribitol, sorbitol, xylitol, galactitol)

115 and anhydrosugars (levoglucosan, mannosan, and galactosan) was accomplished using a CarboPac MA1™ analytical column (Thermo Scientific, 2×250 mm) with an AminoTrap column (2×50 mm). In both methods, the injection volume was $50 \mu\text{L}$, and the flow rate of NaOH was 0.25 mL min^{-1} . Compound detection was performed in the selected ion monitoring (SIM) acquisition mode in negative electrospray ionization ($-\text{ESI-MS}$).

The determination of free L- and D-amino acids was conducted using an Agilent 1100 Series HPLC System (Waldbronn, Germany) featuring a binary pump, vacuum degasser, and autosampler. This system was coupled with an API 4000 Triple

120 Quadrupole Mass Spectrometer (Applied Biosystem/MSD SCIEX, Concord, Ontario, Canada) employing a TurboV electrospray source in positive mode with multiple reaction monitoring (MRM). The separation of free L- and D-amino acids utilized a chiral 2.1×250 mm CHIROBIOTIC TAG column (Advanced Separation Technologies Inc, USA) with ultrapure water containing 0.1% formic acid (eluent A) and methanol with 0.1% formic acid (eluent B) as mobile phases.

125 The binary elution program at a flow rate of 0.15 mL min^{-1} and the injection volume was $100 \mu\text{L}$ (Barbaro et al., 2015a). For the determination of phenolic compounds (vanillic (VA), isovanillic (IVA), homovanillic (HA), syringic (SyA), p-coumaric (PA), ferulic acids (FA), vanillin (VAN), syringaldehyde (SyAH), coniferyl aldehyde (CAH), acetosyringone (SyAC), acetovanillone (VAC)) and photo-oxidation products of α -pinene (cis-pinonic acid and pinic acid), the same HPLC-MS/MS system used for amino acids determination was employed. Both separations used a Zorbax Extend C18

130 ($150 \text{ mm} \times 4.6 \text{ mm}$, $3.5 \mu\text{m}$, Agilent) column with a 0.01% formic acid aqueous solution (eluent A) and a solution of methanol/acetonitrile 80/20 (eluent B) as mobile phases, and a flow rate of 0.5 mL min^{-1} . The injection volume was $100 \mu\text{L}$, and the ESI source operated in negative mode. The binary elution programs for phenolic compounds and pinonic and pinic acids were reported in Zangrando et al. (2013) and Feltracco et al. (2018).

The other half was microwave-digested (Ethos1-Milestone), with 6mL HNO₃, 3 mL H₂O₂, and 1 mL HF (Romil@UPA)

135 in PFA high pressure digestion vessels. The digestion temperature program consisted of a ramp from room temperature to $190 \text{ }^\circ\text{C}$ in 25min, after which this value was maintained for 15 min. One or two blank samples per digestion batch containing the same amount of the individual acids were during sample digestion. The analysis of 27 TE (Li, Be, Mg, K, Ca, V, Cr, Mn, Fe, Co, Ni, Cu, Zn, Ga, As, Y, Rb, Sr, Ag, Cd, Cs, Ba, Tl, Pb, Bi, U and Th) and 14 REE (La, Ce, Pr, Nd, Sm, Eu, Gd, Tb, Dy, Ho, Er, Tm, Yb and Lu) was performed by ICP-SFMS (Element XR Thermo Scientific, Bremen)

140 following the method described by Turetta et al. (2021)

2.3 Source apportionment using Positive Matrix Factorization (PMF)

To gain a comprehensive understanding of the complete dataset and acquire insights from the high number of species investigated in this paper, we employed the Positive Matrix Factorization (PMF) method developed by Paatero and Tapper (1994). The primary objective of utilizing the PMF technique was to determine the count of underlying factors or sources,

145 their chemical compositions, and the corresponding mass contributions. These factors/sources played a role in shaping the observed PM concentrations. For this study, we utilized the EPA PMF 5.0 code, which applies the Multilinear Engine (ME-2) for its implementation.

In this study, we examined a dataset comprising of the concentrations of identified chemical species ($n=37$), PM_{10} mass concentration and 85 aerosol samples. The number of species were reduced, considering that some species have the same source: for example, the sum of L-free amino acids, D- amino acids and photodegradation products of α -pinene (pinic and pinonic acids) are considered for the biogenic sources, the sum of phenolic compounds described the biomass burning input, the sum of carboxylic acids described the secondary organic aerosol, some sugars are included, while only some TE and REE are included in the PMF to avoid to introduce noise in the model. Magnesium and sodium are included as ionic and total species because these elements have different sources. These ranges were treated as independent samples of the same species ($n \times m = 37 \times 85$, where n represents each chemical species and m represents the number of cases or samples). The uncertainties of each sample concentration were defined using the relative standard deviations for each variable during the validation process and method detection limits obtained by standard deviations of field blanks. To calculate the uncertainty matrix, the formula reported in the PMF 5.0 guide. an additional 10% modelling uncertainty was applied during the elaboration. All variables are considered “strong”, except for photodegradation products of α -pinene which are considered “weak” because their signal-to-noise ratios were lower than two.

To determine the uncertainties in the PMF outcomes, the bootstrap method was employed. The classification of the chemical species was carried out using the Signal-to-Noise criteria (S/N) as outlined by Paatero and Hopke (2003). Moreover, we also utilized the percentage of data surpassing the detection limit as a supplementary criterion, following the approach introduced by Amato et al. (2016). This combined analysis underscored the robust nature of all the identified chemical species.

2.4 Air masses back-trajectories

To understand the long-range transport pattern of air masses recorded at the sampling site, we conducted a new back trajectory analysis going back 7-day every 6 h. The elevation setup of starting location was considered as the elevation of site (2543 m a.s.l) plus an extra 1000 m to avoid problems from the surrounding orography. The NOAA HYSPLIT trajectory model from the NOAA ARL was applied, using the GDAS one-degree meteorological database in the Hybrid Single-Particle Lagrangian Integrated Trajectory (HYSPLIT) model (Draxler, 1998). Based on the backward particle release simulation, the cluster aggregation was displayed for each 4-day sampling period, considering the total spatial variance.

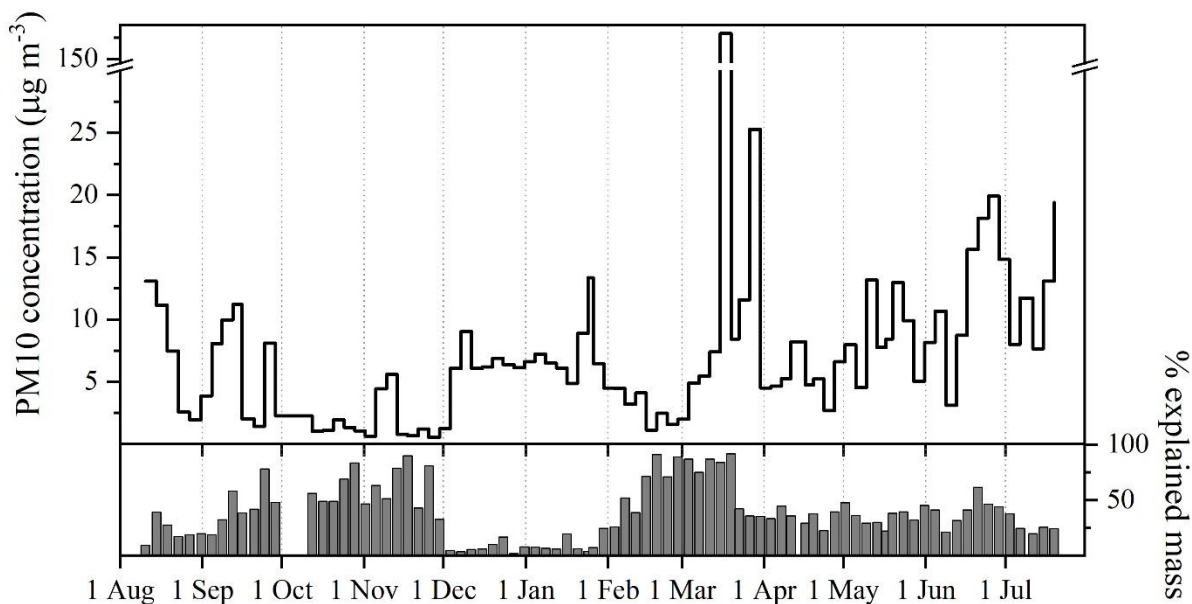
3. Results and discussion

3.1 Seasonal trend of PM_{10} in the alpine site of Col Margherita

Mass concentrations of PM_{10} for a full year were evaluated at the high-altitude Alpine site of Col Margherita (Fig. 1). The concentrations ranged between 0.5 and $180 \mu\text{g m}^{-3}$, with a median value of $6 \mu\text{g m}^{-3}$. A huge concentration spike of $180 \mu\text{g m}^{-3}$ (sample between 15th and 19th March) was found due to the intrusion of an air mass containing Saharan dust. The 5-days back trajectories (Fig. S2) show the air masses came from the Sahara Desert, crossed Spain, and France at low altitude, before arriving at the MRG sampling site.

Higher mean concentrations were found during astronomical summer 2021 ($7 \pm 4 \mu\text{g m}^{-3}$) and spring ($9 \pm 5 \mu\text{g m}^{-3}$) and summer 2022 ($12 \pm 6 \mu\text{g m}^{-3}$) than those during autumn 2021 and winter 2021-2022, where the mean concentrations were $3 \pm 3 \mu\text{g m}^{-3}$ and $5 \pm 3 \mu\text{g m}^{-3}$, respectively. This astronomical seasonal trend with higher values during the spring and summer seasons was also found in more than 20 years of measurements at the Jungfraujoch Research Station (Bukowiecki

185 et al., 2016) in the Western Swiss Alps (3580 m asl), as well as during 1998- 2011 at the Mt. Cimone observatory (Tositti et al., 2013) in the Italian northern Apennines (2165 m asl).



190 **Figure 1. A) Annual trend of PM₁₀ mass concentrations at MRG from August 2021 to July 2022. B) Percentages of explained mass obtaining by the comparison of the sum of analytes determined in filters with the mass concentration.**

This well-known seasonal trend was confirmed in our year of measurements at MRG. It is due to a combination of several atmospheric processes: thermal convection and a mountain/valley breeze regime, and upward motion due to mixed layer expansion. The effect of valley breezes was evaluated in our recent publication (Feltracco et al., 2022), demonstrating that wind typically arises in the late morning of warm season days (July and August), and then channels upward to the MRG site, interacting with the local up-valley flow. This effect is much less present during the cold season. However, at Jungfraujoch (Bukowiecki et al., 2016), vertical transport of the PBL was found to be mostly responsible for this seasonality, thanks to observations of in-situ aerosol parameters and the aerosol optical depth (Ingold et al., 2001). The impact of the PBL was evaluated at MRG using ERA5 (Vardè et al., 2022) during different seasons in 2018-2019, finding a diurnal variability with a lowest PBL height in winter.

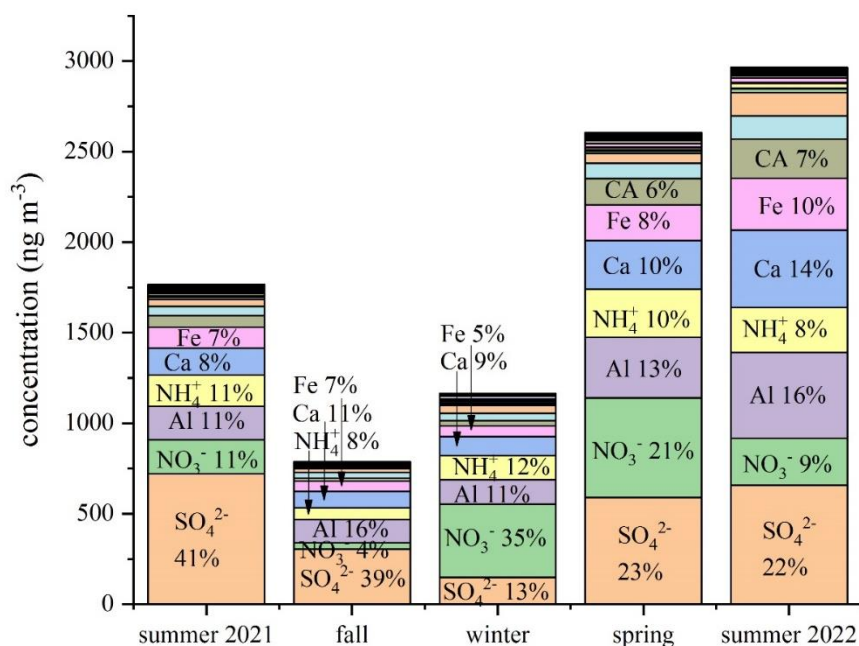
Figure 1B underlines the percentage of PM₁₀ mass concentration explained through the analysis of all species considered in this study. During the spring, around 50% of the PM₁₀ is explained while the PM₁₀ is well characterized in February-March with values close to 100%. In December and January, the percentages of explained mass were found to be between 4% and 25%, and in the next section a cationic deficit was demonstrated probably due to the presence of hydrogen cations and then an acid atmosphere.

3.2 Chemical composition

This paper shows for the first time an extended chemical characterization with 100 species of atmospheric aerosol at a high-altitude sampling site.

210 Sodium, calcium and magnesium are three elements determined with two different analytical methods: the data obtained
 by ion chromatography coupled with a conductivity detector reflected the concentration of the ionic species of the element
 in the water-soluble fraction, while the concentrations of the same elements determined on samples extracted in acid
 media and analyzed using ICP-SFMS described the total concentration of these elements including a portion of the
 insoluble fraction. In general, the mean percentage of ionic sodium, magnesium and calcium are $54\pm 45\%$, $29\pm 27\%$ and
 215 $65\pm 45\%$, respectively, compared to the total element (Fig. S3). This explains why the concentrations obtained by ICP-
 SFMS are obviously higher than the ionic fractions. The crustal particles are dissolved with acids, and any fine particles
 present below an aerodynamic diameter of $8\mu\text{m}$ act as a solution aerosol in the spray chamber and plasma and are atomized
 in the plasma of the ICP-SFMS (Goodall et al., 1993; Tong and Guo, 2019).

A comparison of the chemical compositions of each season is reported in Fig. 2, by considering the total Na, Ca and Mg,
 220 as analyzed with ICP-SFMS, and excluding the samples contaminated by the Saharan Dust event (SDE). Sulfate and
 nitrate are the most abundant species in the alpine aerosol that was collected each season, other crustal elements, such as
 Al, Ca, Na, Mg and Fe, were also abundant and represented together with the anions mentioned above the majority of the
 chemical species in the aerosol collected. These abundances are consistent with the chemical composition of aerosol
 described at Jungfraujoch station (Cozic et al., 2008), although for a much smaller number of species (mainly major ions,
 225 organic material and black carbon). As shown in Fig. 2, some trace elements such as Fe and Al, which describe the crustal
 sources together Ca, are especially abundant components of these aerosols, during the seasons without snow cover.



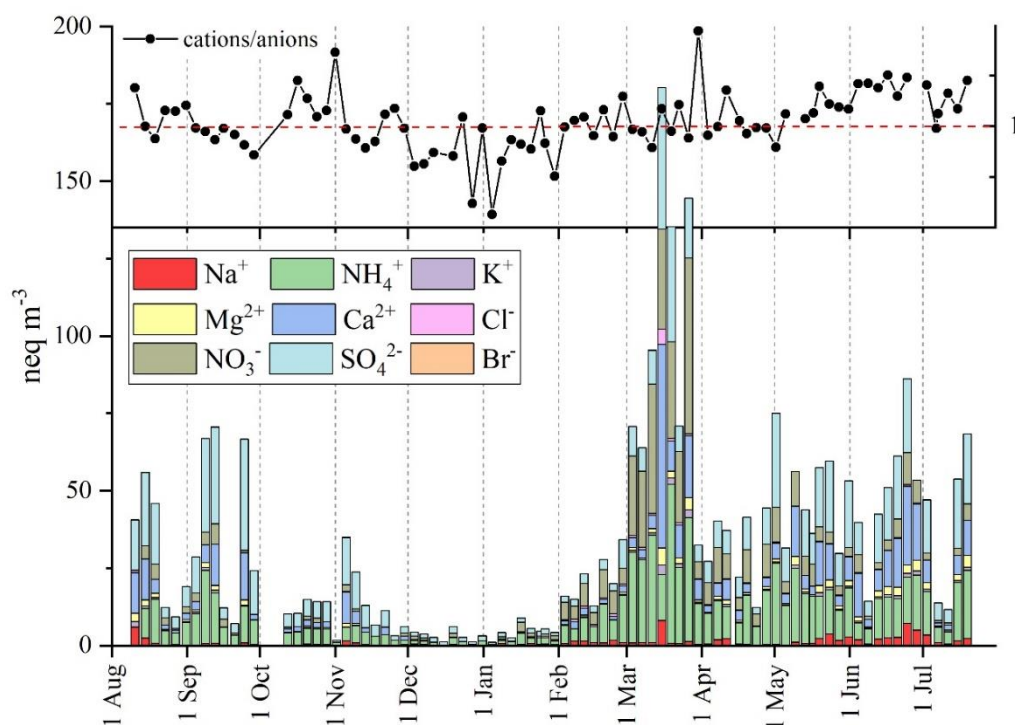
230 **Figure 2. Comparison of chemical composition of the aerosol collected from August 2021 to July 2022 at Col Margherita observatory in the different seasons.**

3.2.1 Ionic composition and ionic balance

Ionic species represent the major percentage of the total chemical composition (Fig. 2). The highest concentrations are
 found in spring and summer, while during the snow season low ion concentrations are detected. Sulfate, ammonium and
 nitrate are the most abundant species in the aerosol samples collected in the Eastern Alps at MRG, as also found at the
 235 Jungfraujoch (Western Alps) (Bukowiecki et al., 2016). As demonstrated by Cozic et al. (2008), sulfate and nitrate are
 neutralized by ammonia. Figure 3 reports the equivalent concentrations of each ion over the entire year and the equivalent

240

sum of the analysed cations/anions ratio. From November to February, the total anion concentration exceeded the total cation concentration (neutral situation with ratio=1), meaning the aerosol was probably acidic due a significant (unmeasured) concentration of hydrogen cations presents in the aqueous solution associated with the anions in the aerosols. Aerosol acidity depends on a strong acid content, mainly from sulfuric and nitric acids, whose precursors occur both in gaseous and aqueous phases (Squizzato et al., 2013). On the contrary, during the spring-summer period an anion deficit in our measurements is recorded, plausibly due to the presence of carbonate (an unmeasured anion), emitted in the atmosphere by the erosion processes of the Dolomite rocks (ideally $\text{CaMg}(\text{CO}_3)_2$).



245

Figure 3. Ion concentrations (expressed in neq m^{-3}) determined in the annual aerosol sampling from August 2021 to the end of July 2022 at Col Margherita Observatory.

250

Sulfate is one of the most concentrated ionic species in MRG aerosol for the entire sampling campaign with concentrations between 31 ng m^{-3} and $2 \text{ } \mu\text{g m}^{-3}$. Although sulfate can be emitted to the atmosphere by sea salt or produced by the oxidation of dimethyl sulfide (DMS) released from marine algae (Gondwe et al., 2003), the anthropogenic input from the oxidation of SO_2 has already been confirmed as the main source of sulfate in atmospheric aerosol collected at MRG (Barbaro et al., 2020). The mean anthropogenic contribution (ex SO_4^{2-}), obtained by excluding sea-salt sulfate and mineral dust sulfate contributions (Schwikowski et al., 1999), resulted as $92 \pm 6\%$, demonstrating that the other sources are minor but present. For example, biogenic sources were confirmed by the significant correlation (R person 0.61, p value < 0.05) between non-sea-salt- SO_4^{2-} and methansulfanate (MSA) was found, confirming by the seasonal trends (Fig. S4) and higher concentrations during the summer period. The reasons for this are ascribed to the presence of biogenic inputs (Els et al., 2020) and the valley breeze and PBL impacts on the PM_{10} concentrations (as previously discussed).

255

260

Nitrate is another very abundant ion in the MRG aerosol samples. The nitrate to sulfate ratio (r) in equivalents is comparable (Fig. 4) with other data in different environments. At MRG, the r average value is 0.3 ± 0.2 , except for the period between 16th January to 26th March when the mean value was 2 ± 1 (Fig. 4). This ratio is strongly linked to distance

from emission sources. Henning et al. (2003) compared the r value at Jungfrauoch ($r=0.2$) with $r=0.7$ at an urban site in Zurich (Hueglin et al., 2005), other r values reported are those of $r=1.1$ in Milan (Putaud et al., 2002) and $r=1.6$ for a coastal polluted area of England (Yeatman et al., 2001). In general, remote areas or high mountain sites (Huebert et al., 1998; Preunkert et al., 2002; Shrestha et al., 1997) showed values similar to those found at MRG, except for during
265 January-March. These low values are likely due to a faster oxidation of NO_x than SO₂, leading to r values that are higher close to the sources. The higher values found at MRG mainly in the winter period could plausibly be due to local emissions of NO_x from increased road traffic linked to tourism, and domestic heating.

3.2.2 Secondary aerosol: carboxylic acids and the photo-oxidation products of α -pinene

270 The annual trend of twelve organic acids (C₂-acetic, C₂-glycolic, C₂-oxalic, C₃-malonic, C₄-succinic, cis-C₄-maleic, trans-C₄-fumaric, hC₄-malic, C₅-glutaric, C₆-adipic, pinonic and pinic acids) showed that the concentrations in spring (150 ± 107 ng m⁻³) and in summer (70 ± 61 ng m⁻³ for 2021 and 222 ± 124 ng m⁻³ for 2022) were higher than fall (22 ± 19 ng m⁻³) and winter (32 ± 41 ng m⁻³), probably due to an improving of solar radiation and then atmospheric photo-reactivity. Many organic acids are not found in the cold period while only pinonic and pinic acids, the photooxidation products of α -pinene,
275 are found in these seasons (Fig. S5). The concentrations of summer and spring period are consistent with those previously found at MRG during 2018 (Barbaro et al., 2020) and with the summer mean concentration (30 ng m⁻³) found at Sonnblick (Austria) and at Vallot (67 - 82 ng m⁻³, French Alps) (Legrand et al., 2007). During winter, the reduced concentrations of total C₂-C₅ acids was also found by Legrand et al. (2007) in six sites along a west-east transect of 4000 km across Europe, considering rural and mountain sites. They found higher concentrations in winter when the surrounding local and regional
280 sources were dominant while the summer concentrations came from larger-scale emissions.

The smaller organic acids are the most abundant: C₂-oxalic acid shows a mean percentage of 36% all year-round, followed by C₃-malonic (15%), C₂-glycolic (14%), C₂-formic (10%) and hC₄-malic (7%) acids. The other carboxylic acids were found with percentage abundances <5%.

Carboxylic acids can be emitted by primary sources, such as biomass burning (Falkovich et al., 2005), fossil fuel
285 combustion (Wang et al., 2006), vehicular exhaust (Kawamura and Kaplan, 1987) and marine input (Rinaldi et al., 2011), but these species are also produced by oxidation reactions in the atmosphere (Kawamura et al., 1996). Instead, pinonic and pinic acids are secondary products of α -pinene, the most important monoterpene released by biogenic sources. Kawamura et al. (2016) reviewed the main sources and transformations, suggesting that significance of atmospheric photochemical oxidation processing with a similar temporal trend with solar irradiation and ambient temperatures. It is
290 confirmed by our results where the higher concentrations are found during the spring and summer season, while during winter the lowest concentration are quantified (Fig. S5).

Some diagnostic ratios of dicarboxylic acids can be used to define the photochemical aging of air masses. For example, the C₃-malonic acid to C₄-succinic acid ratio is commonly used because C₄-succinic acid can be degraded to C₃-malonic acid by decarboxylation reactions activated by OH radicals (Fu et al., 2013). At MRG, we found the C₃-to-C₄ ratio ranged
295 between 1 and 52, thus excluding primary emissions as the main sources. Typical values observed for vehicular emissions ranged between 0.6 and 2.9 (Kawamura and Ikushima, 1993), while values obtained during an intense biomass burning period were always below of 1 (Kundu et al., 2010). These data at MRG are consistent with previous values found during the 2018 spring-summer campaign, where we hypothesized a photochemical production of these species at this mountain site (Barbaro et al., 2020).

300 Another diagnostic ratio is the cis-C₄-maleic acid to trans-C₄-fumaric acid ratio because ambient photochemical processes can affect their conversion. In our data, cis-C₄-maleic acid concentrations are always higher than those of trans-C₄-fumaric acid, with a mean ratio of 3 (range 0.2-12), suggesting low photo-isomerization from cis-C₄-maleic acid to trans-C₄-fumaric acid, and then low aerosol aging (Kawamura and Sakaguchi, 1999).

Oxidative processes are also involved in the formation of pinonic and pinic acid. These species showed higher total
305 concentration during spring (6 ± 3 ng m⁻³) and summer (8 ± 2 ng m⁻³ for 2021 and 7 ± 2 ng m⁻³ for 2022) with respect to fall (5 ± 4 ng m⁻³) and winter (4 ± 2 ng m⁻³). These species reflect the vicinity of conifers as sources (Haque et al., 2016) and are linked to the photo-oxidation processes in the atmosphere during the more active during summer period (Librando and Tringali, 2005), as is also found for the other carboxylic acids.

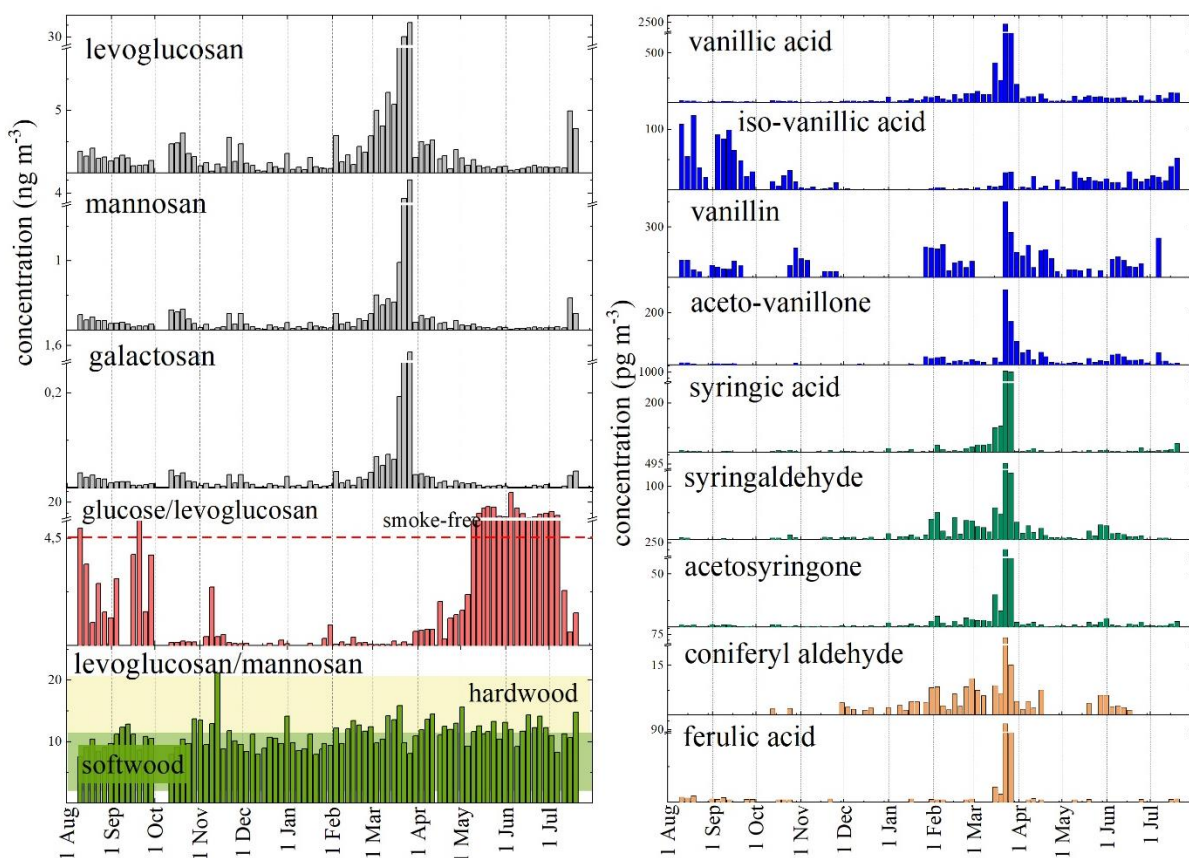
3.2.3 Biomass burning tracers: anhydrosugars and phenolic compounds.

310 Biomass burning is an important primary source of many organic compounds and soot particulate matter. Several emission sources can produce a biomass burning signal: wildfires, use of specific plant species as fuels, fossil fuel utilization, or anthropogenic urban and industrial emissions from food preparation, and domestic heating (Simoneit, 2002). Each tree species is constituted of cellulose, lignin and fillers. Cellulose is a long-chain, linear polymer of glucose and its burning specifically produces levoglucosan and its isomers (mannosan and galactosan). Hemicelluloses are a mixture of
315 polysaccharides derived mainly from glucose, mannose, galactose, xylose, and arabinose, but the sugar composition varies widely among different tree species. Finally, lignin is a biopolymer with vanillyl, syringyl and p-coumaryl moieties. The study of the composition of phenolic compounds derived from lignin can be used to differentiate between the different types of vegetation burned (Kuo et al., 2011).

Levoglucosan is one of the key tracers when investigating biomass burning contributions to aerosol (Simoneit, 1999). At
320 MRG, its concentration ranged between 0.1 and 48 ng m⁻³ with an annual mean value of 2 ng m⁻³. As shown in the Fig. 5, the annual trends of all the biomass burning tracers are deeply impacted by the Saharan Dust Event, recorded in March. At MRG, excluding the samples affected by Saharan Dust, the mean values are 1.2 ± 0.4 ng m⁻³ and 1.3 ± 0.9 ng m⁻³ for summer 2021 and 2022, respectively, 1.2 ± 0.9 ng m⁻³ for fall 2021, 1.6 ± 0.7 ng m⁻³ for winter and 0.9 ± 0.7 ng m⁻³ for spring 2022. Values below 10 ng m⁻³ are consistent with high-level mountain sites such as Sonnblick (3105 m a.s.l., Austria),
325 with an annual mean concentration of 7.8 ng m⁻³ (Puxbaum et al., 2007) or Alpe San Colombano (2250 m a.s.l., Italy) where the values ranged between 5 and 10 ng m⁻³ (Perrone et al., 2012). Considering the ratio between winter and summer concentrations of levoglucosan, Puxbaum et al. (2007) found a relationship between this ratio and different sites, with values of around 40 for continental rural sites and 3 for a maritime background site. At MRG, the winter-to-summer ratio of 1.3 is aligned with elevated sites because low ratios can be explained by valley breeze effects, although it can be
330 assumed that there is considerable consumption of biomass fuels in the mountains. During winter, the mixing height in alpine valleys is low and therefore the atmosphere at mountain peaks is effectively decoupled from the lower sites. In summer, elevated sites receive air masses from lower levels and the elevational gradient becomes less steep.

Levoglucosan and its isomer are usually major water soluble organic components in atmospheric aerosol impacted by wood smoke, but smoke aerosol can also be strongly enriched (by factors of 2–5) in the monosaccharides: glucose,
335 arabinose, galactose and mannose (Medeiros et al., 2006). In particular, glucose is present at higher levels because it is present in vascular plants, explaining the enrichment of those sugars in smoke-impacted aerosol (Cowie and Hedges, 1984). The samples collected at MRG in fall and winter are clearly impacted by biomass burning as shown in the panel related to the glucose-to-levoglucosan ratio in the Fig. 4. In fact, Medeiros et al. (Medeiros et al., 2006) reported a value of about 4.5 of glucose/levoglucosan ratio for smoke-free samples, and considerably lower values of 0.9 for smoke

340 samples. On the contrary, during spring and summer the ratio went beyond the smoke-free threshold, indicating a natural input as most probable source. It is plausible that this is also due to domestic heating with wood in the mountain areas.



345 **Figure 4. Seasonal trend of concentrations of levoglucosan and its isomers and phenolic compounds. Two Discriminator ratios are reported in two panels: glucose-to-levoglucosan with the threshold of smoke free samples (Medeiros et al., 2006) and levoglucosan-to-mannosan with the range of different biomass fuels (Fabbri et al., 2009).**

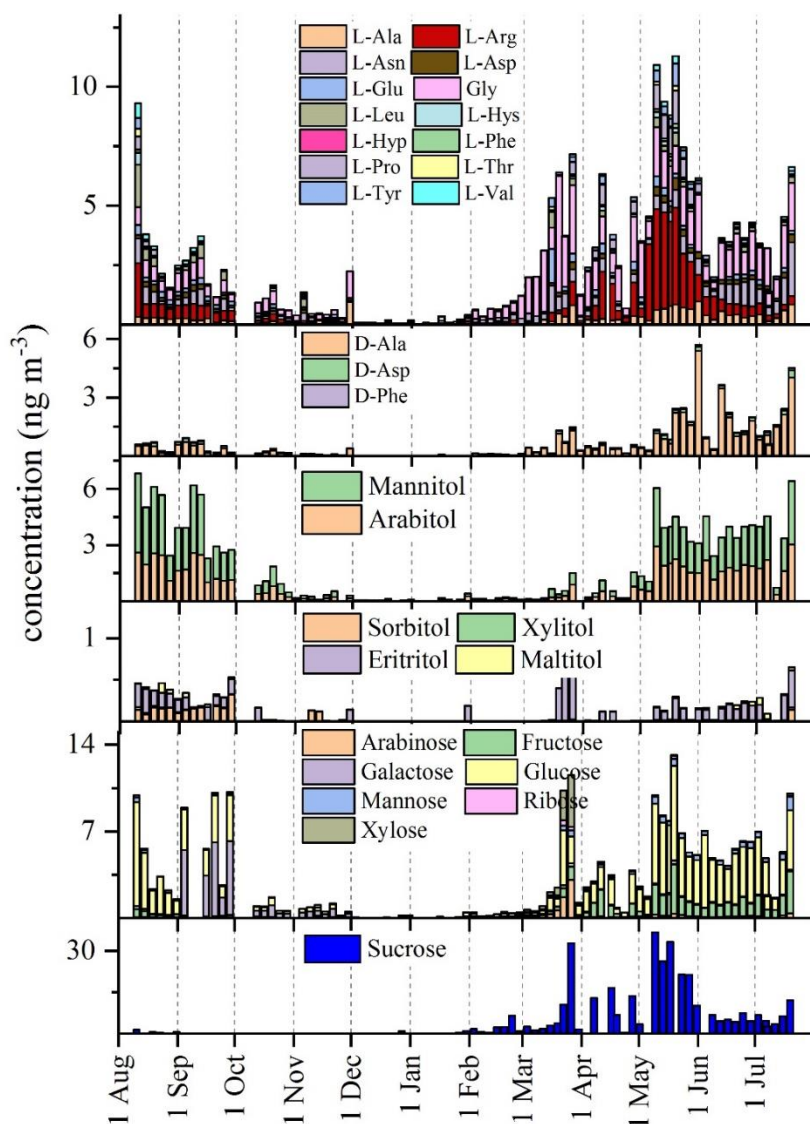
The diagnostic ratio between levoglucosan and mannosan can also help to define the type of vegetation burned. Fabbri et al. (2009) proposed this discrimination ratio after analyzing different type of plants and their levoglucosan-to-mannosan ratios. Ratios of 13.8-22 and 0.6-13.8 are indicative of hardwood and softwood combustion, respectively, while values > 24 indicate grass fires. Figure 5 shows that at MRG softwood is the main combustion fuel. This is also confirmed by the main presence of vanillyl species such as vanillic acid, vanillin, iso-vanillic acid, aceto-vanillone, typical compounds present in softwood (Fig. 4). An increasing concentration of all types of phenolic compounds is found in the samples affected by Saharan Dust, suggesting a mix of burnt vegetation. The increase in all biomass burning tracers in the Saharan Dust particles is due to atmospheric long range transport (Fig. S2) of air masses over Spain and France, where domestic heating with wood (and coal) in small private stoves can produce this type of signal. The only phenolic compound without a peak related to Saharan Dust is iso-vanillic acid and its trend is similar to those of the organic acids (Fig. 4). This suggests a photochemical source for this compound, that is not correlated with biomass burning sources.

3.2.4 Biogenic aerosol: saccharides, alcohol -sugars and free amino acids

360 Primary biological aerosol particles (PBAPs) can be defined as solid airborne particles that are directly emitted by the biosphere into the atmosphere (Després et al., 2012). PBAPs are likely to be a major source of proteinaceous materials in the atmosphere (Matos et al., 2016). They can be emitted as biological aerosols such as virus, algae, fungi, bacteria, spores

and pollen, fragments of plants and insects, they also can be associated with anthropogenic sources such as industry, agricultural practices, and wastewater treatment plants (Lazaridis, 2008).

Free amino acids and saccharides have been traditionally used for the identification of particles of biological origin (Bauer et al., 2008; Matos et al., 2016; Ruiz-Jimenez et al., 2021). Seventeen free L- and D-amino acids (L-Ala, D-Ala, L-Arg, L-Asn, L-Asp, D-Asp, Gly, L-Glu, L-Leu, L-Hys, L-Hyp, L-Phe, D-Phe, L-Pro, L-Thr, L-Tyr, L-Val) were found in the MRG samples (Fig. 6). The total mean concentrations were 4 ± 2 and 5 ± 1 ng m^{-3} in summer 2021 and 2022 respectively, 0.9 ± 0.7 ng m^{-3} in fall, 0.6 ± 0.8 ng m^{-3} in winter, and 3 ± 1 ng m^{-3} in spring. As also shown in Fig. 5, are the higher concentrations of L and D- free amino acids that were found in summer, while only L- free amino acids were abundant in the spring, D-amino acids increased in concentration in the late spring. The concentration values are consistent with those found in PM_{10} in the Arctic (Feltracco et al., 2021a; Scalabrin et al., 2012) and in the Antarctic (Barbaro et al., 2015a; Feltracco et al., 2023), but lower than typical values found in rural (Mace, 2003) or urban sites (Di Filippo et al., 2014; Zangrando et al., 2016).



375 **Figure 5. Seasonal variations of L- and D- free amino acids and sugars in the aerosol collected at MRG from August 2021 and the end of July 2022.**

Seven monosaccharides (arabinose, fructose, galactose, glucose, mannose, ribose and xylose), six alcohol-sugars (arabitol, mannitol, ribitol, iso-erythriol, sorbitol, and xylitol) and one disaccharide, sucrose, were found in the MRG aerosol from August 2021 to the end of July 2022. The highest concentrations were determined in spring and summer (Fig. 5), with the total sugars mean concentrations of 9 ± 4 ng m⁻³ and 14 ± 8 ng m⁻³ for summers 2021 and 2022 respectively, 17 ± 14 ng m⁻³ for spring, while concentration fell to 2 ± 3 ng m⁻³ and 1 ± 2 ng m⁻³ in fall and winter respectively. Mannitol and arabitol are shown in another panel of Fig. 6 because these species are specific tracers of fungal spores (Bauer et al., 2008) and they seem to have another trend with significant concentrations from May to October. Glucose and other monosaccharides seem to be weakly affected by the Saharan Dust while other biogenic species (free amino acids and sugars, Fig. 6) are not affected by the Saharan Dust Event at all, suggesting that long-range transport should be a negligible source compared to local emissions in the mountain environment.

3.2.5 Elemental composition and possible tracer of aerosol sources

The study employs trace element enrichment factors (EFs) to assess the contribution of non-natural or anthropogenic sources to elemental concentrations. A fuller and more detailed explanation is given in the supplementary information. Enrichment factors (EF_i) have been calculated using the ratio of an element *i* to a reference element *j* in the atmosphere and compared to the same ratio in the upper crust. Marine enrichment factors (MEFs) are also calculated relative to sea water concentrations. An EF > 1 indicates non-crustal origin, with higher values signifying greater enrichment. The dominant sources for various elements are assessed based on EF values, revealing geogenic origins for several elements, while others show non-geogenic sources, especially during certain seasons.

The research explores multiple sources of aerosol at a high-elevation station. Principal sources include local crustal contributions, long-range transport of Saharan dust, sea-salt spray from the Mediterranean, biomass combustion (fires or domestic heating), and to a lesser extent, traffic, refinery emissions, and oil combustion. Ternary diagrams of rare earth elements in the supplementary information help us to identify different sources in various seasons. The Mg distribution is analyzed to distinguish between crustal and sea-salt spray origins, with peaks indicating marine or Saharan events. Other elements like Ti, Mn, and Mo further support the evidence of North African contributions.

The study also considers biomass burning, distinguishing between types of fires using rare earth elements Eu, Ho, and Yb. Ternary diagrams involving V, La, and Ce help recognize aerosol from anthropogenic sources such as traffic/refinery and oil combustion processes. The analysis of the MRG aerosol samples suggests a predominant crustal source for V, but distinct groups of samples indicate potential contributions from different anthropogenic sources, specifically traffic/refinery and oil combustion processes.

3.3 Source apportionment

A source apportionment approach using Positive Matrix Factorization yielded a reasonable resolution employing four factors. To ascertain the most suitable number of factors possessing meaningful physical implications, an evaluation was conducted using parameters IM (representing the maximum individual column mean) and IS (indicating the maximum individual column standard deviation), both derived from the scaled residual matrix. This analysis was supplemented by considering Q-values (a parameter assessing the goodness of fit) (Viana et al., 2008). The analysis of the scaled residual is symmetrically distributed for almost all variables, meaning that the model is able to fit quite well each chemical species. Considering the plotting of modelled data obtained by PMF and the observed data, R² values often above 0.9 was obtained for the considered species (Table S1). Some exceptions are recognized: for example, levoglucosan, the key tracer of biomass burning, is well reconstructed during the entire sampling period but its high concentration during the intense

Saharan Dust event of March is not recognized, probably because this concentration is not correlated with the Saharan source but to transport over contaminated areas (Spain and France). In general, the model is able to reasonably reconstruct the observed concentrations with a slope of 0.977 and an R^2 of 0.97 considering the entire dataset, but the concentrations related to the intense Saharan Dust event of March forced the linearity. Considering the dataset without this point, the linearity is preserved with a slope of 0.897 and an R^2 of 0.84 (Fig. S12).

In Fig. 6 the profiles of each factor are reported in terms of absolute and relative concentrations, with the relative contribution of the factors. The error bars represent the standard deviations of the Bootstrap runs. The Fig. 12 reports the contribution in term of concentrations of each factor considering the entire sampling period. Moreover, to define the source of these contributions, a comparison with air mass back trajectories is also shown in terms of percentage calculated by cluster means obtained for each sample (Fig. S13).

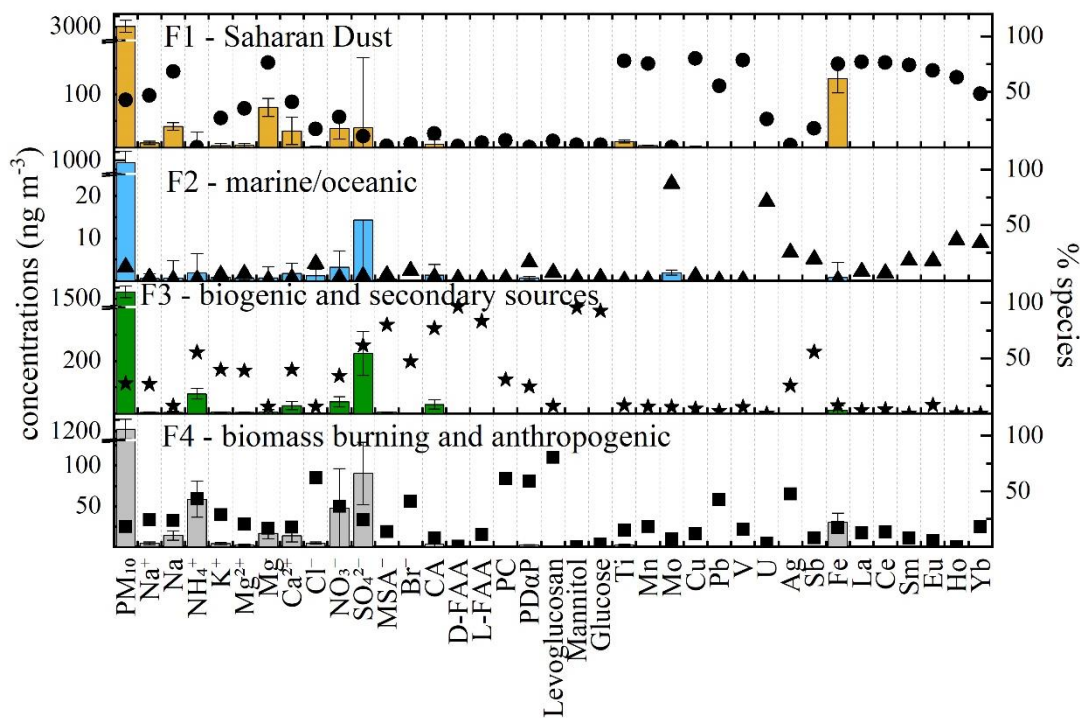
The first factor describes 41% of the PM_{10} and it is mainly characterized by crustal elements, such as Mg and Ca but also some trace elements and rare earth elements (Fig. 6). This attribution is also confirmed by the presence of air masses coming from North Africa, also defined using back-trajectories. Although the most intense Saharan Dust event is recognized in the sample from 15-19 March, zooming into the factor contributions, by putting a break in the y-axes, reveals the other Saharan Dust events that were detectable at Col Margherita observatory.

The second contributed accounted for only 11% of the total PM_{10} concentration and it mainly loads with Mo and U, although there are also some rare earth elements (Ho and Yb), typically associated with atmospheric long-range transport, having a percentage above 25% of the total PM_{10} concentration (Fig. 6). Considering the back-trajectories (Fig. 7 and S13), the annual trend of contributions of this factor seems to be related to the intrusion of air masses coming from the Atlantic Ocean and the Atlantic Ocean across to North America. Coupling this evidence with our knowledge about Mo and U possible origins (Aciego et al., 2015; Flett et al., 2021; Masson et al., 2015; Qi et al., 2016; Wong et al., 2021, 2020b) and with the EF's indications, we can hypothesize a long-range transport from polluted areas with a further enrichment when oceanic air masses pass over the industrialized areas of central-northern Europe.

The third factor (Fig. 6), accounting for 29% of the PM_{10} concentration, was identified as biogenic sources because it is characterized by the major ions of saline components and water-soluble organic compounds, such as carboxylic acids (CA), L- and D- free amino acids (L-FAA and D-FAA), mannitol, key tracer of fungal spores, glucose, and sugars with a typical biogenic input. Moreover, the presence of CA suggested that in this factor the contribution of secondary organic aerosol is also included. The seasonal trend of this factor (Fig. 7) showed higher concentrations during the warm season, linked to an increase in biogenic activities, but also to seasonal effects due to 1) valley breeze and 2) planetary boundary layer (PBL) changes. Previous studies at MRG already demonstrated the increase in PM_{10} and mercury concentrations during summer (Feltracco et al., 2022; Vardè et al., 2022).

Finally, the fourth factor, which describes 19% of PM_{10} , is mainly defined by levoglucosan and phenolic compounds, suggesting biomass burning sources, and some heavy metals such as Pb, V and Ag, adding an anthropogenic source (Fig. 6). This factor showed the highest concentrations between February and April when the air masses mainly come from Europe without any marine input. The correspondence of contributions of factor 4 with air masses clearly suggests the impact of urban areas on air quality. Although the evaluation of ternary diagrams involving V, La, and Ce (see the SI

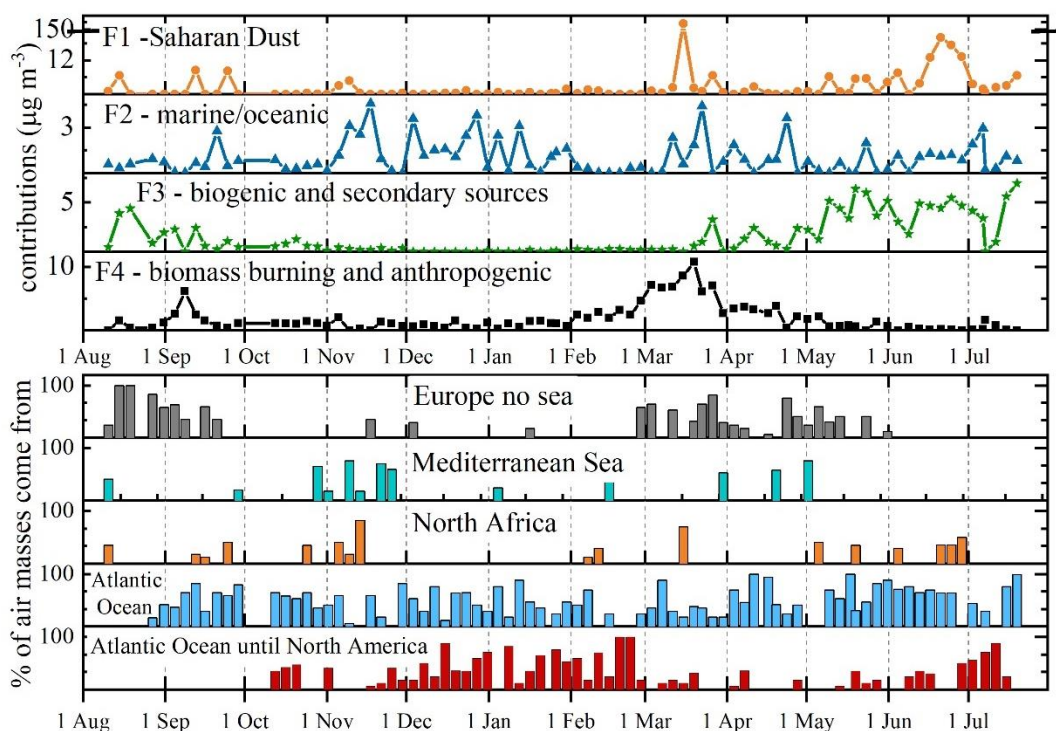
section) also suggested the presence of anthropogenic sources such as traffic/refinery and oil combustion processes, the PMF model skipped this source, probably because it is negligible compared to the other described sources.



455

Figure 6. Source profiles obtained with the PMF. The bars identify the species in terms of concentrations that mainly characterize each factor profile. Error bars were obtained with bootstrap method. The points describe the species in terms of relative concentrations. (PC are phenolic compounds, CA are carboxylic acids, FAA are free amino acids, PDαP are photodegradation products of α-pinene).

460



465 **Figure 7.** Factor contributions during the sampling period is reported in the Fig. above, compared with the % of air masses obtained by each back-trajectory reported in Fig. S13.

4. Conclusions

The chemical composition of atmospheric aerosol from an entire year (August 2021 - July 2022) was carried out at the Col Margherita Atmospheric Observatory, high-altitude background site in the Eastern Italian Alps. For the first time
 470 more than one hundred chemical markers from a whole years' worth of samples were determined, including major ions, organic acids, sugars, free amino acids, trace elements and rare earth elements.

The main aims of this study were to define i) the main sources of aerosol arriving at this remote site, ii) background values for the chemical markers when describing the aerosol inputs to this remote area. To the best of our knowledge, information on high mountain aerosol is limited to major ions, some trace elements, or some organic compounds.

475 For the first time, intrusions of air masses impacted by Saharan Dust events are demonstrated and chemically characterized. Each class of analytes are discussed, considering these chemical species as specific markers of sources or processes. Sulfate and nitrate are the most abundant species for the entire sampling period, but the crustal elements (Ca, Mg and Fe) are important component of alpine aerosol. Using specific diagnostic ratios, the anthropogenic inputs of sulphate and nitrate were demonstrated. Photochemical processes are also recognized using carboxylic acids and photo-
 480 oxidation products of α -pinene, which showed high concentrations when irradiation was higher.

Levoglucosan and phenolic compounds have allowed us to define the different types of biomass burning that occurred, distinguishing the contribution come from domestic heating in European cities and that coming from air masses transported though the Saharan Dust events. The biogenic input was characterized by using some water-soluble organic

485 compounds, such as free amino acids and sugars. For example, the presence of specific tracers of fungal spores such as mannitol and arabinol are mainly recognized during spring and summer, as clearly expected.

Enrichment factors (EFs) for trace elements have proven invaluable in emphasizing the impact of sources beyond natural origins on elemental concentrations.

490 The dominant origin for elements like K, Na, Cs, Sr, Ti, Ca, V, Ba, Li, Mn, Rb, Co, Tl, Fe, Mg, and LREE is geogenic, except during fall and winter seasons when a moderate increase in these elements is observable. On the other hand, rare earth elements and U exhibit significant fluctuations between geogenic and non-geogenic sources, particularly from fall 2021 to spring 2022. Elements such as Cr, Cu, Pb, Zn, Ni, Sb, and Cd primarily stem from non-geogenic sources across all seasons, although with occasional deviations, notably during both summer periods and winter phases. Ag and Mo consistently indicate a clear non-geogenic origin. In summary, our research employs various enrichment factors and elemental analyses to identify and differentiate sources of aerosol in the studied region, considering both natural and anthropogenic origins. The findings highlight the complexity of aerosol composition, with variations across seasons and contributions from multiple sources.

495 A source apportionment using Positive Matrix Factor was performed, obtaining four factors: 1) Saharan Dust Events; 2) long range marine/anthropogenic input; 3) biogenic sources; 4) biomass burning and anthropogenic emissions.

500 We can conclude that, despite the remoteness of the Col Margherita site, anthropogenic pollution, both from regional and long-range transport, impacts this area.

Acknowledgments

505 This study was carried out within the "Interconnected Nord-Est Innovation Ecosystem (iNEST)" project and received funding from the European Union Next-GenerationEU - National Recovery and Resilience Plan (NRRP) – MISSION 4 COMPONENT 2, INVESTIMENT N. ECS00000043 – CUP N. H43C22000540006. This manuscript reflects only the authors' views and opinions, neither the European Union nor the European Commission can be considered responsible for them.

510 This work has benefited from the infrastructural support of the Centre for Trace Analysis (CeTrA) of Ca' Foscari University through the project IR0000032 – ITINERIS, Italian Integrated Environmental Research Infrastructures System, funded by EU - Next Generation EU, PNRR- Mission 4 "Education and Research" - Component 2: "From research to business" - Investment 3.1: "Fund for the realisation of an integrated system of research and innovation infrastructures".

515 The results are produced also in the framework "DECIPHER - Disentangling mechanisms controlling atmospheric transport and mixing processes over mountain areas at different space and timescales (2022NEWP4J) funded by PRIN MUR.

The authors thank Elga Lab water, High Wycombe UK for supplying the pure water systems used in this study. A special thanks to the personnel of the "Ski area San Pellegrino", in particular the director Renzo Minella, the head of the cable
520 car service and the technicians their invaluable help and cooperation during the sampling activities at the Observatory.

Data availability

The data that support the findings of this study are available from the corresponding author upon request.

Author contribution

Elena Barbaro: Conceptualization, Investigation, Formal analysis, Data curation, Writing - original draft, Writing - review
525 & editing. Matteo Feltracco: Conceptualization, Investigation, Formal analysis, Data curation, Writing - original draft
Fabrizio De Blasi: Investigation, Data curation, Writing - original draft. Clara Turetta: Investigation, Formal analysis, Data curation, Writing - original draft, Writing - review & editing. Marta Radaelli: Formal analysis, Writing - review & editing. Warren Cairns: Investigation, Writing - review & editing. Giulio Cozzi: Investigation, Writing - review & editing. Giovanna Mazzi: Investigation, Writing - review & editing. Marta Radaelli: Formal analysis, Writing - review & editing.
530 Jacopo Gabrieli: Investigation, Supervision, Writing - review & editing. Carlo Barbante: Investigation, Supervision, Writing - review & editing. Andrea Gambaro: Investigation, Supervision, Writing - review & editing.

Competing interest

The authors declare that they have no conflict of interest.

References

- 535 Aciego, S. M., Aarons, S. M., and Sims, K. W. W.: The uranium-isotopic composition of Saharan dust collected over the central Atlantic Ocean, *Aeolian Research*, 17, 61–66, <https://doi.org/10.1016/j.aeolia.2015.01.003>, 2015.
- Amato, F., Alastuey, A., Karanasiou, A., Lucarelli, F., Nava, S., Calzolari, G., Severi, M., Becagli, S., Gianelle, V. L., Colombi, C., Alves, C., Custódio, D., Nunes, T., Cerqueira, M., Pio, C., Eleftheriadis, K., Diapouli, E., Reche, C., Minguillón, C., Manousakas, M., Maggos, T., Vratolis, S., Harrison, R. M., and Querol, X.: AIRUSE-LIFE + : a
540 harmonized PM speciation and source apportionment in five southern European cities, *Atmospheric Chemistry and Physics*, 16, 3289–3309, <https://doi.org/10.5194/acp-16-3289-2016>, 2016.
- Arsene, C., Olariu, R. I., Zampas, P., Kanakidou, M., and Mihalopoulos, N.: Ion composition of coarse and fine particles in Iasi, north-eastern Romania: Implications for aerosols chemistry in the area, *Atmospheric
545 Environment*, 45, 906–916, <https://doi.org/10.1016/j.atmosenv.2010.11.013>, 2011.
- Barbaro, E., Zangrando, R., Vecchiato, M., Piazza, R., Cairns, W. R. L., Capodaglio, G., Barbante, C., and Gambaro, A.: Free amino acids in Antarctic aerosol: Potential markers for the evolution and fate of marine aerosol, *Atmospheric Chemistry and Physics*, 15, 5457–5469, <https://doi.org/10.5194/acp-15-5457-2015>, 2015a.
- 550 Barbaro, E., Kirchgeorg, T., Zangrando, R., Vecchiato, M., Piazza, R., Barbante, C., and Gambaro, A.: Sugars in Antarctic aerosol, *Atmospheric Environment*, 118, 135–144, <https://doi.org/10.1016/j.atmosenv.2015.07.047>, 2015b.
- Barbaro, E., Morabito, E., Gregoris, E., Feltracco, M., Gabrieli, J., Vardè, M., Cairns, W. R. L., Dallo, F., De Blasi, F., Zangrando, R., Barbante, C., and Gambaro, A.: Col Margherita Observatory: A background site in
555 the Eastern Italian Alps for investigating the chemical composition of atmospheric aerosols, *Atmospheric Environment*, 221, ID 117071, <https://doi.org/10.1016/j.atmosenv.2019.117071>, 2020.
- Bauer, H., Claeys, M., Vermeylen, R., Schueller, E., Weinke, G., Berger, A., and Puxbaum, H.: Arabitol and mannitol as tracers for the quantification of airborne fungal spores, *Atmospheric Environment*, 42, 588–593, <https://doi.org/10.1016/j.atmosenv.2007.10.013>, 2008.
- 560 Bukowiecki, N., Weingartner, E., Gysel, M., Coen, M. C., Zieger, P., Herrmann, E., Steinbacher, M., Ga, H. W., and Baltensperger, U.: A review of more than 20 years of aerosol observation at the high altitude research station Jungfraujoch, Switzerland (3580 m asl), *Aerosol and Air Quality Research*, 16, 764–788, 2016.
- Carturan, L., De Blasi, F., Cazorzi, F., Zoccatelli, D., Bonato, P., Borga, M., and Dalla Fontana, G.: Relevance and Scale Dependence of Hydrological Changes in Glacierized Catchments: Insights from Historical Data
565 Series in the Eastern Italian Alps, *Water*, 11, 89, <https://doi.org/10.3390/w11010089>, 2019.
- Cowie, G. L. and Hedges, J. I.: Carbohydrate sources in a coastal marine environment, *Geochimica et Cosmochimica Acta*, 48, 2075–2087, [https://doi.org/10.1016/0016-7037\(84\)90388-0](https://doi.org/10.1016/0016-7037(84)90388-0), 1984.
- Cozic, J., Verheggen, B., Wiangartner, E., Crosier, J., Bower, K. N., Flynn, M., Coe, H., Henning, S., Steinbacher, M., Henne, S., Collaud Coen, M., Petzold, A., and Baltensperger, U.: Chemical composition of free
570 tropospheric aerosol for PM1 and coarse mode at the high alpine site Jungfraujoch, *Atmospheric Chemistry and Physics*, 8, 407–423, <https://doi.org/10.5194/acp-8-407-2008>, 2008.
- Després, V. R., Huffman, J. A., Burrows, S. M., Hoose, C., Safatov, A. S., Buryak, G., Fröhlich-Nowoisky, J., Elbert, W., Andreae, M. O., Pöschl, U., and Jaenicke, R.: Primary biological aerosol particles in the atmosphere: a review, *Tellus B: Chemical and Physical Meteorology*, 64, 15598, <https://doi.org/10.3402/tellusb.v64i0.15598>, 2012.
575

- Di Filippo, P., Pomata, D., Riccardi, C., Buiarelli, F., Gallo, V., and Quaranta, A.: Free and combined amino acids in size-segregated atmospheric aerosol samples, *Atmospheric Environment*, 98, 179–189, <https://doi.org/10.1016/j.atmosenv.2014.08.069>, 2014.
- 580 Draxler, R. R.: An overview of the HYSPLIT_4 modelling system for trajectories, dispersion and deposition, *Australian Meteorological Magazine*, 47, 295–308, 1998.
- Dukes, D., Gonzales, H. B., Ravi, S., Grandstaff, D. E., Van Pelt, R. S., Li, J., Wang, G., and Sankey, J. B.: Quantifying Postfire Aeolian Sediment Transport Using Rare Earth Element Tracers, *Journal of Geophysical Research: Biogeosciences*, 123, 288–299, <https://doi.org/10.1002/2017JG004284>, 2018.
- 585 Els, N., Greilinger, M., Reisecker, M., Tignat-Perrier, R., Baumann-Stanzer, K., Kasper-Giebl, A., Sattler, B., and Larose, C.: Comparison of Bacterial and Fungal Composition and Their Chemical Interaction in Free Tropospheric Air and Snow Over an Entire Winter Season at Mount Sonnblick, Austria, *Frontiers in Microbiology*, 11, 2020.
- 590 Fabbri, D., Torri, C., Simoneit, B. R. T., Marynowski, L., Rushdi, A. I., and Fabiańska, M. J.: Levoglucosan and other cellulose and lignin markers in emissions from burning of Miocene lignites, *Atmospheric Environment*, 43, 2286–2295, <https://doi.org/10.1016/j.atmosenv.2009.01.030>, 2009.
- Falkovich, A. H., Graber, E. R., Schkolnik, G., Rudich, Y., Maenhaut, W., Falkovich, A. H., Graber, E. R., Schkolnik, G., Rudich, Y., and Maenhaut, W.: Low molecular weight organic acids in aerosol particles from Rondônia, Brazil, during the biomass-burning, transition and wet periods, *Atmospheric Chemistry and Physics*, 5, 781–795, <https://doi.org/10.5194/acp-5-781-2005>, 2005.
- 595 Feltracco, M., Barbaro, E., Contini, D., Zangrando, R., Toscano, G., Battistel, D., Barbante, C., and Gambaro, A.: Photo-oxidation products of α -pinene in coarse, fine and ultra fine aerosol: A new high sensitive HPLC-MS/MS method, *Atmospheric Environment*, 180, 149–155, <https://doi.org/10.1016/j.atmosenv.2018.02.052>, 2018.
- 600 Feltracco, M., Barbaro, E., Hoppe, C. J. M., Wolf, K. K. E., Spolaor, A., Layton, R., Keuschnig, C., Barbante, C., Gambaro, A., and Larose, C.: Airborne bacteria and particulate chemistry capture Phytoplankton bloom dynamics in an Arctic fjord, *Atmospheric Environment*, 256, 118458, <https://doi.org/10.1016/j.atmosenv.2021.118458>, 2021a.
- 605 Feltracco, M., Barbaro, E., Spolaor, A., Vecchiato, M., Callegaro, A., Burgay, F., Vardè, M., Maffezzoli, N., Dallo, F., Scoto, F., Zangrando, R., Barbante, C., and Gambaro, A.: Year-round measurements of size-segregated low molecular weight organic acids in Arctic aerosol, *Science of the Total Environment*, 763, 10, <https://doi.org/10.1016/j.scitotenv.2020.142954>, 2021b.
- Feltracco, M., Barbaro, E., Maule, F., Bortolini, M., Gabrieli, J., De Blasi, F., Cairns, W. R., Dallo, F., Zangrando, R., and Barbante, C.: Airborne polar pesticides in rural and mountain sites of North-Eastern Italy: An emerging air quality issue, *Environmental Pollution*, 308, 119657, 2022.
- 610 Feltracco, M., Zangrando, R., Barbaro, E., Becagli, S., Park, K.-T., Vecchiato, M., Caiazza, L., Traversi, R., Severi, M., Barbante, C., and Gambaro, A.: Characterization of free L- and D-amino acids in size-segregated background aerosols over the Ross Sea, Antarctica, *Science of The Total Environment*, 879, 163070, <https://doi.org/10.1016/j.scitotenv.2023.163070>, 2023.
- 615 Flett, L., McLeod, C. L., McCarty, J. L., Shaulis, B. J., Fain, J. J., and Krekeler, M. P. S.: Monitoring uranium mine pollution on Native American lands: Insights from tree bark particulate matter on the Spokane Reservation, Washington, USA, *Environmental Research*, 194, 110619, <https://doi.org/10.1016/j.envres.2020.110619>, 2021.

- 620 Flood, M. T.: Elemental Analysis of Species Specific Wood Ash : A Pyrogenic Factor in Soil Formation and Forest Succession for a Mixed Hardwood Forest of Northern New Jersey, Theses, Dissertations and Culminating Projects, Montclair State University, 2019.
- Fu, P., Kawamura, K., Usukura, K., and Miura, K.: Dicarboxylic acids, ketocarboxylic acids and glyoxal in the marine aerosols collected during a round-the-world cruise, *Marine Chemistry*, 148, 22–32, <https://doi.org/10.1016/j.marchem.2012.11.002>, 2013.
- 625 Gao, Y., Arimoto, R., Duce, R. A., Lee, D. S., and Zhou, M. Y.: Input of atmospheric trace elements and mineral matter to the Yellow Sea during the spring of a low-dust year, *Journal of Geophysical Research: Atmospheres*, 97, 3767–3777, <https://doi.org/10.1029/91JD02686>, 1992.
- Gondwe, M., Krol, M., Gieskes, W., Klaassen, W., and de Baar, H.: The contribution of ocean-leaving DMS to the global atmospheric burdens, *Global Biogeochemical Cycles*, 17, <https://doi.org/10.1029/2002GB001937>, 2003.
- 630 Goodall, P., Foulkes, M. E., and Ebdon, L.: Slurry nebulization inductively coupled plasma spectrometry-the fundamental parameters discussed, *Spectrochimica Acta Part B: Atomic Spectroscopy*, 48, 1563–1577, [https://doi.org/10.1016/0584-8547\(93\)80143-I](https://doi.org/10.1016/0584-8547(93)80143-I), 1993.
- 635 Haque, M. M., Kawamura, K., and Kim, Y.: Seasonal variations of biogenic secondary organic aerosol tracers in ambient aerosols from Alaska, *Atmospheric Environment*, 130, 95–104, <https://doi.org/10.1016/j.atmosenv.2015.09.075>, 2016.
- Henning, S., Weingartner, E., and Schwikowski, M.: Seasonal variation of water-soluble ions of the aerosol at the high-alpine site Jungfraujoch (3580 m asl), *Journal of Geophysical Research*, 108, 1–10, <https://doi.org/10.1029/2002jd002439>, 2003.
- 640 Hittenberger, R., Berner, A., Giebl, H., Kromp, R., Larson, S. M., Rouc, A., Koch, A., Marischka, S., and Puxbaum, H.: Contribution of carbonaceous material to cloud condensation nuclei concentrations in European background (Mt. Sonnblick) and urban (Vienna) aerosols, *Atmospheric Environment*, 33, 2647–2659, [https://doi.org/10.1016/S1352-2310\(98\)00391-4](https://doi.org/10.1016/S1352-2310(98)00391-4), 1999.
- 645 Huang, X., Qiu, R., Chan, C. K., and Ravi Kant, P.: Evidence of high PM_{2.5} strong acidity in ammonia-rich atmosphere of Guangzhou, China: Transition in pathways of ambient ammonia to form aerosol ammonium at $[\text{NH}_4^+]/[\text{SO}_4^{2-}]=1.5$, *Atmospheric Research*, 99, 488–495, <https://doi.org/10.1016/j.atmosres.2010.11.021>, 2011.
- Hueglin, C., Gehrig, R., Baltensperger, U., Gysel, M., Monn, C., and Vonmont, H.: Chemical characterisation of PM_{2.5}, PM₁₀ and coarse particles at urban, near-city and rural sites in Switzerland, *Atmospheric Environment*, 39, 637–651, <https://doi.org/10.1016/j.atmosenv.2004.10.027>, 2005.
- 650 Ingold, T., Mätzler, C., Kämpfer, N., and Heimo, A.: Aerosol optical depth measurements by means of a Sun photometer network in Switzerland, *Journal of Geophysical Research: Atmospheres*, 106, 27537–27554, 2001.
- 655 Kawamura, K. and Bikina, S.: A review of dicarboxylic acids and related compounds in atmospheric aerosols: Molecular distributions, sources and transformation, *Atmospheric Research*, 170, 140–160, <https://doi.org/10.1016/j.atmosres.2015.11.018>, 2016.
- Kawamura, K. and Ikushima, K.: Seasonal Changes in the Distribution of Dicarboxylic Acids in the Urban Atmosphere, *Environmental Science and Technology*, 27, 2227–2235, <https://doi.org/10.1021/es00047a033>, 1993.

- 660 Kawamura, K. and Sakaguchi, F.: Molecular distributions of water soluble dicarboxylic acids in marine aerosols over the Pacific Ocean including tropics, *Journal of Geophysical Research-Atmospheres*, 104, 3501–3509, <https://doi.org/10.1029/1998jd100041>, 1999.
- Kawamura, K., Kasukabe, H., and Barrie, L. A.: Source and reaction pathways of dicarboxylic acids, ketoacids and dicarbonyls in arctic aerosols: One year of observations, *Atmospheric Environment*, 30, 1709–1722, [https://doi.org/10.1016/1352-2310\(95\)00395-9](https://doi.org/10.1016/1352-2310(95)00395-9), 1996.
- 665 Kawamura, Kimitaka. and Kaplan, I. R.: Motor exhaust emissions as a primary source for dicarboxylic acids in Los Angeles ambient air, *Environ. Sci. Technol.*, 21, 105–110, <https://doi.org/10.1021/es00155a014>, 1987.
- Kundu, S., Kawamura, K., Andreae, T. W., Hoffer, A., and Andreae, M. O.: Molecular distributions of dicarboxylic acids, ketocarboxylic acids and α -dicarbonyls in biomass burning aerosols: implications for photochemical production and degradation in smoke layers, *Atmospheric Chemistry and Physics*, 10, 2209–2225, <https://doi.org/10.5194/acp-10-2209-2010>, 2010.
- 670 Kuo, L. J., Louchouart, P., and Herbert, B. E.: Influence of combustion conditions on yields of solvent-extractable anhydrosugars and lignin phenols in chars: Implications for characterizations of biomass combustion residues, *Chemosphere*, 85, 797–805, <https://doi.org/10.1016/j.chemosphere.2011.06.074>, 2011.
- 675 Lazaridis, M.: Organic Aerosols, in: *Environmental Chemistry of Aerosols*, John Wiley & Sons, Ltd, 91–115, <https://doi.org/10.1002/9781444305388.ch4>, 2008.
- Legrand, M., Preunkert, S., Oliveira, T., Pio, C. A., Hammer, S., Gelencsér, A., Kasper-Giebl, A., and Laj, P.: Origin of C2-C5 dicarboxylic acids in the European atmosphere inferred from year-round aerosol study conducted at a west-east transect, *Journal of Geophysical Research Atmospheres*, 112, <https://doi.org/10.1029/2006JD008019>, 2007.
- 680 Librando, V. and Tringali, G.: Atmospheric fate of OH initiated oxidation of terpenes. Reaction mechanism of α -pinene degradation and secondary organic aerosol formation, *Journal of Environmental Management*, 75, 275–282, <https://doi.org/10.1016/j.jenvman.2005.01.001>, 2005.
- Mace, K. a.: Organic nitrogen in rain and aerosol in the eastern Mediterranean atmosphere: An association with atmospheric dust, *Journal of Geophysical Research*, 108, 4320, <https://doi.org/10.1029/2002JD002997>, 2003.
- 685 Masson, O., Pourcelot, L., Boulet, B., Cagnat, X., and Videau, G.: Environmental releases from fuel cycle facility: part 1: radionuclide resuspension vs. stack releases on ambient airborne uranium and thorium levels, *Journal of Environmental Radioactivity*, 141, 146–152, <https://doi.org/10.1016/j.jenvrad.2014.12.009>, 2015.
- 690 Matos, J. T. V., Duarte, R., and Duarte, A. C.: Challenges in the identification and characterization of free amino acids and proteinaceous compounds in atmospheric aerosols: A critical review, *Trac-Trends in Analytical Chemistry*, 75, 97–107, <https://doi.org/10.1016/j.trac.2015.08.004>, 2016.
- Medeiros, P. M., Conte, M. H., Weber, J. C., and Simoneit, B. R. T.: Sugars as source indicators of biogenic organic carbon in aerosols collected above the Howland Experimental Forest, Maine, *Atmospheric Environment*, 40, 1694–1705, <https://doi.org/10.1016/j.atmosenv.2005.11.001>, 2006.
- 695 Moreno, T., Querol, X., Castillo, S., Alastuey, A., Cuevas, E., Herrmann, L., Mounkaila, M., Elvira, J., and Gibbons, W.: Geochemical variations in aeolian mineral particles from the Sahara–Sahel Dust Corridor, *Chemosphere*, 65, 261–270, <https://doi.org/10.1016/j.chemosphere.2006.02.052>, 2006.

- 700 Moreno, T., Querol, X., Alastuey, A., and Gibbons, W.: Identification of FCC refinery atmospheric pollution events using lanthanoid- and vanadium-bearing aerosols, *Atmospheric Environment*, 42, 7851–7861, <https://doi.org/10.1016/j.atmosenv.2008.07.013>, 2008.
- Nozaki, Y.: Elemental distribution: overview, edited by: Turekian, K. K., *A derivative of Encyclopedia of Ocean Sciences*, 2010.
- 705 Okamoto, S. and Tanimoto, H.: A review of atmospheric chemistry observations at mountain sites, *Progress in Earth and Planetary Science*, 3, 34, <https://doi.org/10.1186/s40645-016-0109-2>, 2016.
- Paatero, P. and Hopke, P. K.: Discarding or downweighting high-noise variables in factor analytic models, *Analytica Chimica Acta*, 490, 277–289, [https://doi.org/10.1016/S0003-2670\(02\)01643-4](https://doi.org/10.1016/S0003-2670(02)01643-4), 2003.
- 710 Paatero, P. and Tapper, U.: POSITIVE MATRIX FACTORIZATION - A NONNEGATIVE FACTOR MODEL WITH OPTIMAL UTILIZATION OF ERROR-ESTIMATES OF DATA VALUES, *Environmetrics*, 5, 111–126, <https://doi.org/10.1002/env.3170050203>, 1994.
- Pathak, R. K., Wu, W. S., and Wang, T.: Summertime PM_{2.5} ionic species in four major cities of China: nitrate formation in an ammonia-deficient atmosphere, *Atmospheric Chemistry and Physics*, 9, 1711–1722, <https://doi.org/10.5194/acp-9-1711-2009>, 2009.
- 715 Perämäki, S. E., Tiihonen, A. J., and Väisänen, A. O.: Occurrence and recovery potential of rare earth elements in Finnish peat and biomass combustion fly ash, *Journal of Geochemical Exploration*, 201, 71–78, <https://doi.org/10.1016/j.gexplo.2019.03.002>, 2019.
- Perrino, C., Canepari, S., Cardarelli, E., Catrambone, M., and Sargolini, T.: Inorganic constituents of urban air pollution in the Lazio region (Central Italy), *Environ Monit Assess*, 136, 69–86, <https://doi.org/10.1007/s10661-007-9718-y>, 2008.
- 720 Perrone, M. G., Larsen, B. R., Ferrero, L., Sangiorgi, G., De Gennaro, G., Udisti, R., Zangrando, R., Gambaro, A., and Bolzacchini, E.: Sources of high PM_{2.5} concentrations in Milan, Northern Italy: Molecular marker data and CMB modelling, *Science of the Total Environment*, 414, 343–355, <https://doi.org/10.1016/j.scitotenv.2011.11.026>, 2012.
- 725 Putaud, J. P., Van Dingenen, R., and Raes, F.: Submicron aerosol mass balance at urban and semirural sites in the Milan area (Italy), *Journal of Geophysical Research Atmospheres*, 107, 1–11, <https://doi.org/10.1029/2000JD000111>, 2002.
- 730 Puxbaum, H., Caseiro, A., Sánchez-Ochoa, A., Kasper-Giebl, A., Claeys, M., Gelencsér, A., Legrand, M., Preunkert, S., and Pio, C. A.: Levoglucosan levels at background sites in Europe for assessing the impact of biomass combustion on the European aerosol background, *Journal of Geophysical Research Atmospheres*, 112, 1–11, <https://doi.org/10.1029/2006JD008114>, 2007.
- Qi, L., Chen, M., Ge, X., Zhang, Y., and Guo, B.: Seasonal Variations and Sources of 17 Aerosol Metal Elements in Suburban Nanjing, China, *Atmosphere*, 7, 153, <https://doi.org/10.3390/atmos7120153>, 2016.
- 735 Ren-Jian, Z., Kin-Fai, H., and Zhen-Xing, S.: The Role of Aerosol in Climate Change, the Environment, and Human Health, *Atmospheric and Oceanic Science Letters*, 5, 156–161, <https://doi.org/10.1080/16742834.2012.11446983>, 2012.
- 740 Rinaldi, M., Decesari, S., Carbone, C., Finessi, E., Fuzzi, S., Ceburnis, D., Dowd, C. D. O., Sciare, J., Burrows, J. P., Vrekoussis, M., Ervens, B., Tsigaridis, K., and Facchini, M. C.: Evidence of a natural marine source of oxalic acid and a possible link to glyoxal, *Journal of Geophysical Research*, 116, 1–12, <https://doi.org/10.1029/2011JD015659>, 2011.

- 745 Ruiz-Jimenez, J., Okuljar, M., Sietiö, O.-M., Demaria, G., Liangsupree, T., Zagatti, E., Aalto, J., Hartonen, K., Heinonsalo, J., Bäck, J., Petäjä, T., and Riekkola, M.-L.: Determination of free amino acids, saccharides, and selected microbes in biogenic atmospheric aerosols – seasonal variations, particle size distribution, chemical and microbial relations, *Atmospheric Chemistry and Physics*, 21, 8775–8790, <https://doi.org/10.5194/acp-21-8775-2021>, 2021.
- Scalabrin, E., Zangrando, R., Barbaro, E., Kehrwald, N. M., Gabrieli, J., Barbante, C., and Gambaro, A.: Amino acids in Arctic aerosols, *Atmospheric Chemistry and Physics*, 12, 10453–10463, <https://doi.org/10.5194/acp-12-10453-2012>, 2012.
- 750 Schwikowski, M., Döscher, A., Gäggeler, H. W., and Schotterer, U.: Anthropogenic versus natural sources of atmospheric sulphate from an Alpine ice core, *Tellus, Series B: Chemical and Physical Meteorology*, 51, 938–951, <https://doi.org/10.1034/j.1600-0889.1999.t01-4-00006.x>, 1999.
- Simoneit, B. R. T.: A review of biomarker compounds as source indicators and tracers for air pollution, *Environmental Science and Pollution Research*, 6, 159–169, <https://doi.org/10.1007/bf02987621>, 1999.
- 755 Simoneit, B. R. T.: Biomass burning - A review of organic tracers for smoke from incomplete combustion, *Applied Geochemistry*, 17, 129–162, [https://doi.org/Pii s0883-2927\(01\)00061-0](https://doi.org/Pii%20s0883-2927(01)00061-0) 10.1016/s0883-2927(01)00061-0, 2002.
- Squizzato, S., Masiol, M., Brunelli, A., Pistollato, S., Tarabotti, E., Rampazzo, G., and Pavoni, B.: Factors determining the formation of secondary inorganic aerosol: a case study in the Po Valley (Italy), *Atmospheric Chemistry and Physics*, 13, 1927–1939, <https://doi.org/10.5194/acp-13-1927-2013>, 2013.
- 760 Stockwell, W. R., Watson, J. G., Robinson, N. F., Steiner, W., and Sylte, W. W.: The ammonium nitrate particle equivalent of NO_x emissions for wintertime conditions in Central California's San Joaquin Valley, *Atmospheric Environment*, 34, 4711–4717, [https://doi.org/10.1016/S1352-2310\(00\)00148-5](https://doi.org/10.1016/S1352-2310(00)00148-5), 2000.
- Tong, R. and Guo, W.: Slurry nebulisation ICP-MS direct determination of high field strength elements (Nb, Ta, Zr, and Hf) in silicate rocks, *RSC Adv.*, 9, 32435–32440, <https://doi.org/10.1039/C9RA06610A>, 2019.
- 765 Tositti, L., Riccio, A., Sandrini, S., Brattich, E., Baldacci, D., Parmeggiani, S., Cristofanelli, P., and Bonasoni, P.: Short-term climatology of PM₁₀ at a high altitude background station in southern Europe, *Atmospheric Environment*, 65, 142–152, <https://doi.org/10.1016/j.atmosenv.2012.10.051>, 2013.
- 770 Turetta, C., Feltracco, M., Barbaro, E., Spolaor, A., Barbante, C., and Gambaro, A.: A year-round measurement of water-soluble trace and rare earth elements in arctic aerosol: Possible inorganic tracers of specific events, *Atmosphere*, 12, <https://doi.org/10.3390/atmos12060694>, 2021.
- 775 Vardè, M., Barbante, C., Barbaro, E., Becherini, F., Bonasoni, P., Busetto, M., Calzolari, F., Cozzi, G., Cristofanelli, P., Dallo, F., De Blasi, F., Feltracco, M., Gabrieli, J., Gambaro, A., Maffezzoli, N., Morabito, E., Putero, D., Spolaor, A., and Cairns, W. R. L.: Characterization of atmospheric total gaseous mercury at a remote high-elevation site (Col Margherita Observatory, 2543 m a.s.l.) in the Italian Alps, *Atmospheric Environment*, 271, 118917, <https://doi.org/10.1016/j.atmosenv.2021.118917>, 2022.
- Vassilev, S. V. and Vassileva, C. G.: Contents and associations of rare earth elements and yttrium in biomass ashes, *Fuel*, 262, 116525, <https://doi.org/10.1016/j.fuel.2019.116525>, 2020.
- 780 Viana, M., Pandolfi, M., Minguillon, M. C., Querol, X., Alastuey, A., Monfort, E., and Celades, I.: Inter-comparison of receptor models for PM source apportionment: Case study in an industrial area, *Atmospheric Environment*, 42, 3820–3832, <https://doi.org/10.1016/j.atmosenv.2007.12.056>, 2008.

- Wang, H. B., Kawamura, K., and Yamazaki, K.: Water-soluble dicarboxylic acids, ketoacids and dicarbonyls in the atmospheric aerosols over the Southern Ocean and western Pacific Ocean, *Journal of Atmospheric Chemistry*, 53, 43–61, <https://doi.org/10.1007/s10874-006-1479-4>, 2006.
- 785 Wedepohl, K. H.: The composition of the continental crust, *Goechimica et Cosmochimica Acta*, 59, 1217–1232, 1995.
- Wong, M. Y., Mahowald, N. M., Marino, R., Williams, E. R., Chellam, S., and Howarth, R. W.: Natural atmospheric deposition of molybdenum: a global model and implications for tropical forests, *Biogeochemistry*, 149, 159–174, <https://doi.org/10.1007/s10533-020-00671-w>, 2020a.
- 790 Wong, M. Y., Mahowald, N. M., Marino, R., Williams, E. R., Chellam, S., and Howarth, R. W.: Natural atmospheric deposition of molybdenum: a global model and implications for tropical forests, *Biogeochemistry*, 149, 159–174, <https://doi.org/10.1007/s10533-020-00671-w>, 2020b.
- 795 Wong, M. Y., Rathod, S. D., Marino, R., Li, L., Howarth, R. W., Alastuey, A., Alaimo, M. G., Barraza, F., Carneiro, M. C., Chellam, S., Chen, Y.-C., Cohen, D. D., Connelly, D., Dongarra, G., Gómez, D., Hand, J., Harrison, R. M., Hopke, P. K., Hueglin, C., Kuang, Y., Lambert, F., Liang, J., Losno, R., Maenhaut, W., Milando, C., Monteiro, M. I. C., Morera-Gómez, Y., Querol, X., Rodríguez, S., Smichowski, P., Varrica, D., Xiao, Y., Xu, Y., and Mahowald, N. M.: Anthropogenic Perturbations to the Atmospheric Molybdenum Cycle, *Global Biogeochemical Cycles*, 35, e2020GB006787, <https://doi.org/10.1029/2020GB006787>, 2021.
- 800 Yeatman, S. G., Spokes, L. J., and Jickells, T. D.: Comparisons of coarse-mode aerosol nitrate and ammonium at two polluted coastal sites, *Atmospheric Environment*, 35, 1321–1335, [https://doi.org/10.1016/S1352-2310\(00\)00452-0](https://doi.org/10.1016/S1352-2310(00)00452-0), 2001.
- Zangrando, R., Barbaro, E., Zennaro, P., Rossi, S., Kehrwald, N. M., Gabrieli, J., Barbante, C., and Gambaro, A.: Molecular Markers of Biomass Burning in Arctic Aerosols, *Environmental Science & Technology*, 47, 8565–8574, <https://doi.org/10.1021/es400125r>, 2013.
- 805 Zangrando, R., Barbaro, E., Kirchgeorg, T., Vecchiato, M., Scalabrin, E., Radaelli, M., Đorđević, D., Barbante, C., and Gambaro, A.: Five primary sources of organic aerosols in the urban atmosphere of Belgrade (Serbia), *Science of the Total Environment*, 571, <https://doi.org/10.1016/j.scitotenv.2016.06.188>, 2016.