

Simultaneous Formation of Sulfate and Nitrate via Co-uptake of SO₂ and NO₂ by Aqueous NaCl Droplets: Combined Effect of Nitrate Photolysis and Chlorine Chemistry

5 Ruifeng Zhang^{1,2*}, Chak Keung Chan^{1,2,3*}

¹School of Energy and Environment, City University of Hong Kong, Tat Chee Avenue, Kowloon 999077, Hong Kong, China

²Shenzhen Research Institute, City University of Hong Kong, Shenzhen 518057, China

10 ³Low-Carbon and Climate Impact Research Centre, City University of Hong Kong, Tat Chee Avenue, Kowloon 999077, Hong Kong, China

Correspondence to: Chak K. Chan (chak.k.chan@cityu.edu.hk); Ruifeng Zhang (ruifengzhang.cn@gmail.com)

15

Abstract. SO₂ and NO₂ are the critical precursors in forming sulfate and nitrate in ambient particles. We studied the mechanism of sulfate and nitrate formation during the co-uptake of NO₂ and SO₂ into NaCl droplets at different RHs under irradiation and dark conditions. A significant formation of nitrate attributable to NO₂ hydrolysis was observed during the NO₂ uptake under all conditions, and its formation rate increases with decreasing RH. The averaged NO₂ uptake coefficient, γ_{NO_2} , from the unary uptake of NO₂ into NaCl droplets under dark are 1.6×10^{-5} , 1.9×10^{-5} , and 3.0×10^{-5} at 80%, 70%, and 60% RH, respectively. Chloride photolysis and nitrate photolysis play a crucial role in sulfate formation during the co-uptake. Nitrate photolysis generates reactive species (e.g., OH radicals, NO₂, and N(III)) that directly react with S(IV) to produce sulfate. The generated OH radicals from nitrate photolysis can also react with chloride ions to form reactive chlorine species and then sulfate. To parameterize the role of nitrate photolysis and chloride photolysis in forming sulfate, the SO₂ uptake coefficient, γ_{SO_2} , as a function of nitrate photolysis rate, $P_{\text{NO}_3^-}$ ($= j_{\text{NO}_3^-} \times [\text{NO}_3^-]$), and chloride photolysis rate, P_{Cl^-} ($= j_{\text{Cl}^-} \times [\text{Cl}^-]$), as $\gamma_{\text{SO}_2} = 0.41 \times P_{\text{NO}_3^-} + 0.34 \times P_{\text{Cl}^-}$ was derived. Our findings open up new perspectives on the formation of secondary aerosol from the combined effect of nitrate photolysis and chlorine chemistry.

25

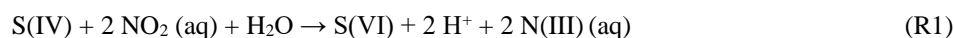
1 Introduction

Sea salt aerosol (SSA) is one of the most abundant natural atmospheric particles in coastal environments (Chan and Yao, 2008). Mainly composed of NaCl, it is generated from bursting bubbles during whitecap in the open ocean. In the atmosphere, fresh SSA can serve as reactive surfaces for the uptake of acidic gases such as SO₂, NO₂, and organic acids, followed by the release of HCl in the so-called “chloride depletion” reaction (Laskin et al., 2012; Yao et al., 2003). In the marine area or coastal region, the air pollutants, such as SO₂ and NO₂, emitted by substantial shipping emission has attracted

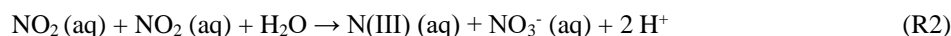
30

worldwide attention (Corbett et al., 2007; Zhang et al., 2019). These processes transform fresh SSA into aged SSA containing NaNO_3 , Na_2SO_4 , and organic salts (Yao and Zhang, 2012). In addition, chloride ions in the particles can also undergo reactions to produce a series of reactive chlorine species (e.g., Cl^* and Cl_2^*) that can significantly increase atmospheric oxidative capacity and formation of secondary pollutants (Wang and Ruiz, 2017; Wang et al., 2020b; Young et al., 2014; Gen et al., 2020). In this study, we explore the co-uptake of SO_2 and NO_2 by NaCl droplets in producing sulfate and nitrate under irradiation and dark conditions.

Sulfate is one of the most abundant inorganic components in ambient particulate matter (Chan and Yao, 2008). Although SO_2 emissions have been drastically reduced in China in the past decade (Zheng et al., 2018), the concentration of sulfate is still at a high level. On the other hand, NO_2 concentrations have not been reduced as significantly as SO_2 (Zheng et al., 2018). Due to the ubiquitous co-existence of SO_2 and NO_2 in the atmosphere, numerous experimental (Liu and Abbatt, 2021; Wang et al., 2016; Cheng et al., 2016; Ge et al., 2019; Li et al., 2018a; Wang et al., 2020a) and theoretical (Yang et al., 2019; Tang and Li, 2021) studies have examined the role of NO_2 in the oxidation of SO_2 in/on aqueous particles and mineral dust surface. In aqueous particles, dissolved NO_2 reacts with S(IV) ($= \text{SO}_2 + \text{HSO}_3^- + \text{SO}_3^{2-}$) to produce sulfate, S(VI):



N(III) ($\text{NO}_2^-/\text{HONO}$) is produced as a by-product. In addition, gaseous NO_2 partitions into the aqueous phase and undergoes hydrolysis (disproportionation) to produce nitrate and N(III) (R2). It has been reported that N(III) can also react with S(IV) to produce sulfate (Wang et al., 2020a; Gen et al., 2019a).



While sulfate formation via NO_2 oxidation under dark conditions has been widely reported, studies investigating the mechanisms of such processes under irradiation are scarce. Li et al. suggested that N(III) generated from the hydrolysis of NO_2 can be photolyzed to produce OH radicals that can further react with S(IV) to form sulfate (Li et al., 2018a). Our earlier works (Gen et al., 2019b, a; Zhang et al., 2020) reported effective SO_2 oxidation mediated by particulate nitrate photolysis, that is, oxidants (e.g., OH radicals, NO_2 , and N(III)) generated from particulate nitrate photolysis react with S(IV) to yield sulfate.

The relative contribution of nitrate to PM pollution has increased in the past few years (Lin et al., 2020; Xie et al., 2020; Fu et al., 2020). NO_2 is a key precursor of nitrate, and its role in forming nitrate has been well-documented. Prior studies reported the major formation pathways via gas-phase oxidation and subsequent gas-particle partitioning to produce nitrate (Seinfeld and Pandis, 2006; Alexander et al., 2009). For instance, gas-phase oxidation of NO_2 by OH radicals to form nitric acid/nitrate. In addition, free nitrate radicals (NO_3), produced from the reaction of NO_2 with O_3 , can also react with NO_2 to produce dinitrogen pentoxide (N_2O_5), which partitions into particles to form nitrate. Besides, the heterogeneous uptake of NO_2 onto aqueous particles, mineral dust, and urban grime with subsequent hydrolysis (R2) to form nitrate has been reported (Yu et al., 2021; Dyson et al., 2021; Martins-Costa et al., 2020; Xu et al., 2019; Liu et al., 2019; Tan et al., 2016). The reactive uptake coefficient of NO_2 , γ_{NO_2} , is a crucial parameter controlling heterogeneous processes on the aerosol surface. The contribution of NO_2 hydrolysis in forming nitrate from chemical transport models typically varies

widely due to the significant uncertainties of γ_{NO_2} (Xie et al., 2022; Qiu et al., 2019b; Chan et al., 2021). On the other hand, because much attention to R2 is principally due to the failure of the current atmospheric model to predict observed concentrations of HONO and OH radicals (Liu et al., 2019; Pandit et al., 2021; Xu et al., 2019; Li et al., 2018b), nitrate formation rate via NO_2 uptake and hydrolysis (R2) under various conditions, such as the presence of SO_2 and/or irradiation, has not been adequately addressed.

In this work, we studied sulfate and nitrate formation during the co-uptake of SO_2 and NO_2 by NaCl droplets under dark and irradiation conditions (Figure 1). We reported an enhanced sulfate production rate during co-uptake of SO_2 and NO_2 under irradiation compared to dark. In addition, a significant amount of nitrate was formed under all conditions examined. A kinetic model was constructed to study the mechanisms of sulfate and nitrate formation. We found that the interaction between nitrate photolysis and chlorine chemistry plays an important role in sulfate formation. The factors affecting the sulfate and nitrate formation rates were also discussed.

2 Method and Materials

2.1 Materials

Aqueous stock solutions of sodium chloride (NaCl; 99.8%, Uni-Chem), sodium nitrate (NaNO_3 ; >99%, Acros Organics), sodium sulfate (Na_2SO_4 ; >99%, Acros Organics), and ammonium sulfate ($(\text{NH}_4)_2\text{SO}_4$; >99%, VWR Chemicals BDH) were prepared by dissolving corresponding salts into ultrapure water. The stock solution was atomized to generate droplets by a droplet generator (MicroFab Technologies, S.N. JD5-1008), and individual droplets of a diameter of (57 ± 2) μm were collected on a transparent hydrophobic substrate (model 5793, YSI, Inc.) in a flow cell. The deposited droplets were equilibrated for ~ 30 min at a given RH before each reactive uptake experiment. Although the droplets used in this study are larger than ambient particles, we analyzed the kinetic data using uptake coefficients, which have taken size effects into consideration. The irradiation experiments were initiated using a xenon lamp (model 6258, Ozone free xenon lamp, 300 W, Newport) equipped with a long-pass filter (20CGA 305 nm cut-on filter; Newport) to eliminate light below 300 nm. The averaged initial photon fluxes at 280 nm to 420 nm received by droplets were $\sim 4.0 \times 10^{16}$ photons $\text{cm}^{-2} \text{s}^{-1}$ using 2-nitrobenzaldehyde as a chemical actinometer (Gen et al., 2020; Gen et al., 2021).

2.2 Reactive Uptake Experiments and In-Situ Raman Characterization.

The reactive uptake of SO_2 and NO_2 into NaCl droplets experiments were performed using a Raman microscope/flow cell setup (Figure S1 in the Supporting Information), described in detail in our previous studies (Gen et al., 2019a, b; Zhang et al., 2020; Zhang et al., 2021; Zhang et al., 2022; Gen et al., 2021; Gen et al., 2020). Here, we give a brief description. The reactive uptake experiments were performed with SO_2 and NO_2 concentrations of ~ 6.5 ppm and ~ 10 ppm, respectively, under controlled relative humidity (RH) and light/dark conditions. The RH in the flow cell was controlled by adjusting wet

and dry synthetic air flow rates. We studied the uptake process and its subsequent reactions by in-situ characterizing the variation of particle composition by Raman spectroscopy (EnSpectr R532, EnSpectr). The Raman shift at ~ 980 , ~ 1050 , and ~ 3400 cm^{-1} are assigned to $\nu(\text{SO}_4^{2-})$, $\nu(\text{NO}_3^-)$, and $\nu(\text{OH})_{\text{water}}$, respectively. The change in concentration of $[\text{SO}_4^{2-}]$ and $[\text{NO}_3^-]$ in droplets was quantified by using established calibration curves (Figure S2). The reacted droplets were dissolved in ~ 1 mL ultrapure water, followed by ion chromatograph analysis (IC analysis) with an IonPac AS15 analytical column, an AG15 guard column, and a conductivity detector. In addition, the droplets pH was measured by colorimetric analysis of images collected immediately after collection on pH indicator paper (Craig et al., 2018).

105 2.3 Kinetic Simulations.

A kinetic model was constructed in a chemical kinetics simulation package (FACSIMILE) to better understand reaction mechanisms. The reactions listed in Table S1 were used in the kinetic model. The model simulation results are shown in Figure S3, in general, the agreement between the observed and predicted sulfate and nitrate concentrations was good. The initial chloride concentrations at different RHs were estimated based on the extended-aerosol inorganic model (E-AIM) (Clegg et al., 1998). Note that chloride loss may occur in the form of HCl at equilibrium; hence, the corrected chloride concentrations based on IC analysis were used as input in the model (Table S2). We performed experiments with unary uptake of NO_2 into NaCl droplets under dark to monitor the chloride depletion due to the increased acidity. As shown in Figure S4, the molar ratio of Cl^- to Na^+ , $n(\text{Cl}^-)/n(\text{Na}^+)$, decreased during the reaction. We simulate the evaporation of HCl based on the IC results to obtain the depletion rate of Cl^- ($\text{Cl}^- \rightarrow \text{HCl}(\text{g})$), which was also incorporated into the kinetic model in all conditions. The nitrate photolysis rate constant, $j_{\text{NO}_3^-}$, and the chloride photolysis rate constant of $\text{Cl}^- + h\nu \rightarrow \text{Cl}^\cdot$, j_{Cl^\cdot} , were used as the fitting parameters to reproduce the observed changes in sulfate and nitrate concentrations. The fitted $j_{\text{NO}_3^-}$ and j_{Cl^\cdot} are on the order of 10^{-6} s^{-1} and 10^{-7} s^{-1} (Table S3), respectively, which fall in the range reported in the literature (Gen et al., 2019a; Zhang et al., 2020; Kalmár et al., 2014; Ye et al., 2017). In addition, the effective Henry's law constant of NO_2 and SO_2 , denoted as $H_{\text{NO}_2}^*$ and $H_{\text{SO}_2}^*$, respectively, may vary due to the reactions in the droplets. Equations of $H_{\text{NO}_2}^*$ and $H_{\text{SO}_2}^*$ as a function of time were established based on the observed time profiles of nitrate and sulfate (Text S1), which were incorporated in the model simulation.

3 Results and discussions

3.1 Mechanisms of Sulfate Formation Under Irradiation.

As displayed in Figure 2a, no observable sulfate formation was found during the co-uptake of NO_2 and SO_2 into aqueous NaCl droplets at 80% RH under dark, indicating that direct aqueous oxidation of S(IV) by NO_2 (R1) might not make a significant contribution to sulfate in the present study. The same was observed at all RH values (Figure 3a). This contrasts with some prior studies on significant sulfate formation from the oxidation of S(IV) by NO_2 during the polluted period

(Wang et al., 2016; Wang et al., 2020a; Liu and Abbatt, 2021). The negligible sulfate formation in our study may be due to the rapid drop in pH (Figure S5). Specifically, NO₂ uptake and subsequent hydrolysis release H⁺ (R2), increasing particle acidity, which limits the dissolution of SO₂ (Seinfeld and Pandis, 2006). Figure S5 shows pH decreases to about 2 within 240 min due to the NO₂ hydrolysis.

The co-uptake of SO₂ and NO₂ under irradiation gave an enhanced sulfate formation rate ($\sim 2.7 \times 10^{-6} \text{ M}\cdot\text{s}^{-1}$; Figure 2a) compared to that under dark at 80% RH, which suggests there are additional photochemical pathways to sulfate production. Several pathways of sulfate formation might explain these observations. First, O(³P) atom generated from NO₂ (g) photolysis ($\lambda \leq 420 \text{ nm}$) can react with O₂ to form O₃ (g) in air ($\text{O}_2 + \text{O}(\text{}^3\text{P}) \rightarrow \text{O}_3$) (Trebs et al., 2009; Gardner et al., 1987). Dissolved O₃ in aqueous particles can react with S(IV) to form sulfate (Seinfeld and Pandis, 2006). However, our open system experiments with a continuous airflow ($\sim 0.5 \text{ L/min}$) would have removed the formed O₃ efficiently. Second, reactive chlorine species (e.g., Cl[•] and Cl₂^{•-}) can be formed by photoinduced electron transfer from chloride ions, denoted as “chloride photolysis (“CP” in short)” hereafter (Zhang and Parker, 2018; Grossweiner and Matheson, 1957; Kalmár et al., 2014). These chlorine species can react with S(IV) to produce sulfate (Table S1) (Zhang et al., 2020). As shown in Figure 2a, the formation of sulfate ($\sim 1.3 \times 10^{-6} \text{ M}\cdot\text{s}^{-1}$) was observed during the unary uptake of SO₂ into NaCl droplets under irradiation. No sulfate peak was detected in NaCl droplets without irradiation in the presence of SO₂ alone (Figure 2a). In addition, lower light intensity yields a slower sulfate formation from the unary uptake of SO₂ (Figure S6 and Table S4), further confirming that the chloride photolysis process can drive the sulfate formation. It should be noted that sole chloride photolysis-driven sulfate production cannot explain the observed higher sulfate production rate during the co-uptake (Figure 2a). Third, N(III) (HONO/NO₂⁻), produced from the reaction of NO₂ with S(IV) (R1) (Tang and Li, 2021; Liu and Abbatt, 2021; Wang et al., 2020a; Ge et al., 2019) and NO₂ hydrolysis (R2) (Yabushita et al., 2009), can directly react with HSO₃⁻ to produce sulfate (Wang et al., 2020a), or indirectly undergo photolysis to produce OH radicals that further promote sulfate formation (Seinfeld and Pandis, 2006). Interestingly, no NO₂⁻ Raman peak was observed in all experiments (Figure S7). IC analysis also confirmed negligible NO₂⁻ in the reacted droplets (Figure S8). We postulated that HONO from the protonation of NO₂⁻ partitions into the gas phase at low pH (Figure S5) and can be removed rapidly because of the open flow cell system. Figure S5 shows that the droplets pH decreases below the pK_a of NO₂⁻/HONO (~ 3.2) (Arakaki et al., 1999) within 240 min due to the NO₂ hydrolysis. Li et al. found that more than 95% of NO₂ was hydrolyzed to form HONO and nitrate at the surface of aqueous sodium sulfite microjets (Li et al., 2018a). The effective mass transfer of HONO between particle and gas makes the accumulation of nitrite inside of particle negligible. Thus, HONO/NO₂⁻ is not expected to have significantly contributed to the sulfate production.

On the contrary, significant nitrate production was found during the co-uptake under both light and dark conditions (Figure 4a). Our previous works (Gen et al., 2019a, b; Zhang et al., 2020) reported that particulate nitrate photolysis (“NP” in short) could effectively promote the oxidation of SO₂ to form sulfate. We attributed the further enhanced sulfate production during the co-uptake compared to the unary uptake of SO₂ to nitrate photolysis (Figure 2a). First, the reactive species (e.g., OH, NO₂, and N(III)) produced from nitrate photolysis (denoted as “NP+ONN” reactions) (i.e., SR1 in Table S1) can

directly react with S(IV) to form sulfate, denoted as $[\text{SO}_4^{2-}]_{\text{NP+ONN}}$ pathway (Gen et al., 2019b, a). Second, the OH radicals generated from nitrate photolysis can react with Cl^- to yield the reactive chlorine species (e.g., Cl^\cdot and $\text{Cl}_2^{\cdot-}$; denoted as “NP+Cl” reactions) (i.e., SR41, SR42, and SR43 in Table S1), that could further enhance sulfate production, denoted as $[\text{SO}_4^{2-}]_{\text{NP+Cl}}$ pathway. Note that $[\text{SO}_4^{2-}]_{\text{NP+Cl}}$ pathway does not require chloride photolysis. In addition, we previously reported enhanced sulfate production from the halide-induced enhancement of nitrate photolysis by attracting more nitrate towards the interface, where an incomplete solvent cage leads to an increase in the quantum yield of oxidants from nitrate photolysis (Zhang et al., 2020). Such an effect might be embedded in the two processes mentioned above, especially at $[\text{Cl}^-]/[\text{NO}_3^-] \leq 0.2$, as proposed in our earlier work (Zhang et al., 2020). However, the model predicted $[\text{Cl}^-]/[\text{NO}_3^-]$ at all studied RHs were higher than 0.2 in this study, hence the halide-induced enhancement of nitrate photolysis is minor within the simulation time scale in the kinetic model. The contribution of different pathways to sulfate production will be discussed later. The role of nitrate photolysis in sulfate formation, $[\text{SO}_4^{2-}]_{\text{NP}}$, hereafter refers to the sum of $[\text{SO}_4^{2-}]_{\text{NP+ONN}}$ and $[\text{SO}_4^{2-}]_{\text{NP+Cl}}$ pathways, except when stated otherwise.

We used the kinetic model to simulate the time series of sulfate concentration during the co-uptake of NO_2 and SO_2 under irradiation at 80% RH to understand the sulfate formation mechanisms. The contributions of chloride photolysis, $[\text{SO}_4^{2-}]_{\text{CP}}$, and nitrate photolysis (i.e., $[\text{SO}_4^{2-}]_{\text{NP}} = [\text{SO}_4^{2-}]_{\text{NP+ONN}} + [\text{SO}_4^{2-}]_{\text{NP+Cl}}$) to sulfate production were evaluated in the kinetic model. Figure 2b shows $[\text{SO}_4^{2-}]_{\text{CP}}$ pathway dominates over the $[\text{SO}_4^{2-}]_{\text{NP}}$ before ~1200 min, due to the high concentration of chloride. The contribution of $[\text{SO}_4^{2-}]_{\text{CP}}$ pathway to total sulfate production continuously decreases. In contrast, the fraction of sulfate concentration generated from $[\text{SO}_4^{2-}]_{\text{NP}}$ pathway shows an increasing trend, yielding ~58% of total sulfate after 1440 min (Figure 2c). We further investigate the role of the $[\text{SO}_4^{2-}]_{\text{NP+ONN}}$ and $[\text{SO}_4^{2-}]_{\text{NP+Cl}}$ pathways in the formation of sulfate. As shown in Figure 2b, the $[\text{SO}_4^{2-}]_{\text{NP+ONN}}$ and $[\text{SO}_4^{2-}]_{\text{NP+Cl}}$ pathways contribute to ~18% and ~40% of total sulfate production, respectively, after 1440 min. For the $[\text{SO}_4^{2-}]_{\text{NP+ONN}}$ pathway, the N(III) pathway dominates over the NO_2 pathway and OH pathway in forming sulfate (Figure S9), which is consistent with our previous works (Gen et al., 2019b, a). The role of $[\text{SO}_4^{2-}]_{\text{NP+ONN}}$ relative to $[\text{SO}_4^{2-}]_{\text{NP+Cl}}$ pathway becomes important at a later stage. As shown in Figure 2c, $[\text{SO}_4^{2-}]_{\text{NP+ONN}} / [\text{SO}_4^{2-}]_{\text{NP}}$ and $[\text{SO}_4^{2-}]_{\text{NP+Cl}} / [\text{SO}_4^{2-}]_{\text{NP}}$ show increasing and decreasing trends as the reaction proceeds, respectively, which is likely due to the significant chloride depletion near the end (Figure S4). For the $[\text{SO}_4^{2-}]_{\text{NP+Cl}}$ pathway, we postulated that OH radicals could promote the formation of reactive chlorine species that can further react with S(IV) to form SO_3^- and then sulfate. Specifically, in the presence of nitrate photolysis and chloride, the OH radicals from nitrate photolysis can react with Cl^- to yield ClOH^\cdot that combines with H^+ to generate Cl^\cdot radicals. The produced Cl^\cdot further reacts with Cl^- to yield $\text{Cl}_2^{\cdot-}$, and both can react with HSO_3^- to yield SO_3^- , which undergoes chain reactions to produce sulfate (Table S1). Typically, SO_3^- radicals are mainly produced from the reaction of $\text{OH} + \text{HSO}_3^-$ or $\text{Cl}^\cdot/\text{Cl}_2^{\cdot-} + \text{HSO}_3^-$ in this study. Figure S10 displays that SO_3^- formed from $\text{OH} + \text{HSO}_3^-$ is significantly lower than that from $\text{Cl}^\cdot/\text{Cl}_2^{\cdot-} + \text{HSO}_3^-$, further confirming that chlorine chemistry plays a vital role in sulfate formation. Note that $\text{Cl}^\cdot/\text{Cl}_2^{\cdot-}$ can be generated from chloride photolysis and “NP+Cl” process. Figure 2d shows that chloride photolysis only contributes to the significant formation of SO_3^- radical at the initial stage, and the decreasing trend of SO_3^- indicates that the consumption rate of SO_3^- is higher than the

formation rate without the assistance of nitrate photolysis. In contrast, the contribution of nitrate photolysis to SO_3^- concentration increases and dominates over chloride photolysis after ~ 750 min (Figure 2d). These results at 80% RH highlighted that interaction between nitrate photolysis and chlorine chemistry is crucial in enhancing sulfate formation.

200 3.2 The Effect of RH and Presence of NO_2 in Forming Sulfate.

As discussed earlier, the direct reaction of NO_2 with S(IV) under dark is not effective in producing sulfate at 80% RH in this study. Also, no sulfate was observed during the unary uptake of SO_2 into NaCl droplets under dark (Figure 2a). The same was found at 60% and 70% RH (Figure 3a). Therefore, we focused on the RH dependence of sulfate production rates in the presence of irradiation. Note that 60% RH is below the deliquescence point of NaCl particles and the particles existed as
205 supersaturated droplets.

As shown in Figure 3a and Figure S11, the sulfate production rate (with unit of $\text{M}\cdot\text{s}^{-1}$), $d[\text{SO}_4^{2-}]/dt$, increases with decreasing RH, which is attributed to the increased concentrations of oxidants (i.e., OH radical, NO_2 , N(III), and $\text{Cl}^-/\text{Cl}_2^{\cdot-}$) at low RH, irrespective of the presence of NO_2 or not. It should be noted that the total sulfate production rate (with unit of $\text{mole}\cdot\text{s}^{-1}$), $d(n(\text{SO}_4^{2-}))/dt$, depends on the size of the droplets. However, the comparable droplet size utilized in all
210 experiments implies $d(n(\text{SO}_4^{2-}))/dt$ follows the same trends as the $d[\text{SO}_4^{2-}]/dt$. For unary SO_2 uptake experiments, the sulfate production rate increases from 1.3×10^{-6} to $3.3 \times 10^{-6} \text{ M}\cdot\text{s}^{-1}$ when RH decreases from 80% to 60% RH (Table S4). During the co-uptake course of NO_2 and SO_2 , sulfate concentrations tend to follow a sigmoidal trend with a slow initial increase followed by a rapid one before slowing down, especially at low RH (Figure 3a). Table S4 shows the averaged sulfate production rates of the initial and the fast-growing stages. The sulfate production rate at the initial stage is comparable to that
215 observed during the unary uptake of SO_2 by NaCl particles under irradiation at all RHs (Figure S12 and Table S4), indicating chloride photolysis plays a major role in forming sulfate, where nitrate concentration is less than 1M (Figure 4a). Such low nitrate concentration cannot significantly affect sulfate production. Enhanced sulfate production was observed at the second stage when nitrate concentration reached up to a few Ms. This enhancement resulted from the nitrate photolysis and its interaction with chlorine chemistry, as discussed earlier. The sulfate production rate at the second stage increases from $2.7 \times$
220 10^{-6} to $8.6 \times 10^{-6} \text{ M}\cdot\text{s}^{-1}$ as RH decreases from 80% to 60% RH (Table S4). The slower sulfate production rate near the end is likely due to significant chloride consumption resulting from photolysis and evaporation. Figure 2b and Figure S13 show the predicted sulfate concentration from $[\text{SO}_4^{2-}]_{\text{CP}}$, $[\text{SO}_4^{2-}]_{\text{NP}}$, $[\text{SO}_4^{2-}]_{\text{NP+Cl}}$, and $[\text{SO}_4^{2-}]_{\text{NP+ONN}}$ pathways at 80%, 70%, and 60% RH. The model simulation time are ~ 660 min, ~ 1200 min, and ~ 1440 min for 60%, 70%, and 80% RH, respectively (Figure 2b and Figure S13), after which nitrate concentrations have increased beyond the range of the calibration shown in Figure S2. The $[\text{SO}_4^{2-}]_{\text{CP}}$ contributes a large fraction ($> 95\%$) of total sulfate production before 250 min at all RHs (Figure 2c and Figure S13), consistent with observations from experiments (Figure S12), further confirming that chloride photolysis plays a dominant role in sulfate formation in the early stage. The role of $[\text{SO}_4^{2-}]_{\text{NP}}$ appears to be more important at a later stage (Figure 2c and Figure S13), especially at low RH, because of the higher nitrate concentration. As shown in Figure 3b, $[\text{SO}_4^{2-}$

230 $]\text{NP} / [\text{SO}_4^{2-}]_{\text{CP}}$ increases faster at low RH. In addition, $[\text{SO}_4^{2-}]_{\text{NP} + \text{Cl}}$ to $[\text{SO}_4^{2-}]_{\text{NP} + \text{ONN}}$ ratio of significantly larger than unity was found in all studied RHs, suggesting the combined effect of nitrate photolysis and chlorine chemistry exerts a crucial impact in enhanced sulfate formation (Figure 3b).

235 Furthermore, the reactive uptake coefficients of SO_2 , γ_{SO_2} , were compared for unary and co-uptake to investigate the impact of NO_2 in sulfate formation. We focused on the irradiation results because there was no evident sulfate production under dark irrespective of NO_2 presence or not (Figure 2a). It should be noted the γ_{SO_2} of co-uptake shown in Figure 3c is derived from the fast-growing (second) stage of sulfate formation (Figure S12), the regime where the combined effect of nitrate photolysis and chlorine chemistry plays a crucial role. The γ_{SO_2} increases with decreasing RH, with larger impacts in the presence of NO_2 (Figure 3c and Table S5). In the absence of NO_2 , enhanced γ_{SO_2} is mainly resulted from the increased reactive chlorine species produced from chloride photolysis at high concentrations of chloride at low RH. The presence of NO_2 significantly increased γ_{SO_2} (Figure 3c) further due to nitrate photolysis. The γ_{SO_2} of co-uptake increased by a factor of
240 ~ 1.7 , ~ 2.5 , and ~ 2.9 at 80%, 70%, and 60% RH, respectively, compared to that of unary uptake. These results imply that the effect of NO_2 in forming sulfate becomes more important at low RH. To highlight the importance of the effect of nitrate photolysis and chloride photolysis in forming sulfate due to the presence of NO_2 , we developed an equation of γ_{SO_2} as a function of nitrate photolysis rate, $P_{\text{NO}_3^-}$ ($= j_{\text{NO}_3^-} \times [\text{NO}_3^-]$), and chloride photolysis rate, P_{Cl^-} ($= j_{\text{Cl}^-} \times [\text{Cl}^-]$), as $\gamma_{\text{SO}_2} = 0.41 \times P_{\text{NO}_3^-} + 0.34 \times P_{\text{Cl}^-}$, based on the experimental results from the co-uptake of NO_2 and SO_2 under irradiation at three RHs. The
245 derived expression matched with the experimental datapoints well (Figure S14). Our experimental results pertain to $[\text{NO}_3^-]/[\text{Cl}^-]$ below 3, and the derived equation applies to the system involving nitrate and chloride both. Extrapolation beyond this range should be done with caution.

3.3 Mechanisms of Nitrate Formation during the Uptake.

250 As discussed, there was significant nitrate formation under both dark and irradiation. Under dark, it is mainly produced from NO_2 hydrolysis regardless of the presence of SO_2 or not, hereafter referred to as the “ NO_2 hydrolysis pathway”. Previous studies reported the reaction of NO_2 with Cl^- ($2 \text{NO}_2 (\text{aq}) + \text{Cl}^- (\text{aq}) \rightarrow \text{NO}_3^- (\text{aq}) + \text{ClNO} (\text{g})$), which can also yield nitrate (Karlsson and Ljungström, 1998; Weis and Ewing, 1999). To investigate whether this process is also responsible for the significant formation of nitrate under dark, we performed a control experiment with unary uptake of NO_2 into $(\text{NH}_4)_2\text{SO}_4$
255 droplets at 80% RH. As shown in Figure S15, prompt nitrate formation was also observed in $(\text{NH}_4)_2\text{SO}_4$ droplets at a rate just slightly lower than NaCl droplets. This result indicates that the role of the reaction of NO_2 with chloride in forming nitrate is minor, but NO_2 hydrolysis plays a dominant role in the formation of nitrate under dark. During the co-uptake, the available S(IV) without being oxidized under dark can further promote NO_2 uptake and nitrate formation (Figure 5b), as will be discussed later. Under irradiation, NO_2 from reactive uptake can also react with OH radicals or NO_2 from nitrate

260 photolysis can form nitrate, denoted as “NO₂ + OH pathway” and “NO₂ + NO₂ pathway”, respectively. Besides, NO₃ radicals can undergo radical chain reactions to produce nitrate (Table S1), referred to as the “NO₃ pathway”.

Figure 4a shows the nitrate concentration trends of co-/unary uptake of NO₂ under irradiation/dark conditions at 80% RH. A significant amount of nitrate was observed via the reactive uptake of NO₂ into NaCl droplets. The presence of SO₂ has little effect on NO₂ uptake at 80% RH. Under dark condition, an exponential increase in nitrate production was
265 observed, particularly at low RH (Figure 4a and Figure 5a). The pH in these dark experiments decreased during the uptake (Figure S5). However, it is known that increased acidity (i.e., decreased pH) due to hydrolysis is not conducive to NO₂ uptake (Seinfeld and Pandis, 2006). We speculated that chloride depletion plays a mechanistic role in the exponential increase in nitrate concentration. NO₂ uptake converts NaCl to NaNO₃, which lowers the hygroscopicity of the droplet (Clegg et al., 1997). resulting in the droplet shrinkage of ~10% after 1440 min uptake (Figure S16). We used E-AIM model
270 to estimate chloride and nitrate concentrations at different molar ratios of chloride to nitrate, [Cl⁻]/[NO₃⁻], at a given RH. As shown in Figure S17, nitrate concentration increased exponentially when [Cl⁻]/[NO₃⁻] decreased below 3 due to the lower hygroscopicity of NaNO₃ compared to NaCl, i.e., decreasing liquid water content of the droplet, which may partially explain the observed exponential increase in nitrate concentration in Figure 4a and Figure 5a. The overall trend is that the nitrate production rate is higher under dark than under irradiation, which may be partly due to nitrate photolysis at 80% RH.

275 Furthermore, we examined the time series of nitrate concentration during the co-uptake at 80% RH under irradiation to elucidate the nitrate formation mechanism using the kinetic model. Figure 4b and 4c show the contributions of different pathways to nitrate during the co-uptake of NO₂ and SO₂ under irradiation. The NO₂ hydrolysis pathway yields ~2.1 M nitrate, but the NO₂ + NO₂ pathway, NO₂ + OH pathway, and NO₃ pathway altogether contribute to only ~0.02 M nitrate after 1440 min. Hence, NO₂ hydrolysis is dominant in nitrate formation. The presence of chloride and S(IV) can consume the
280 oxidants (e.g., OH radicals and chlorine species), potentially making those three pathways ineffective in forming nitrate (Table S1). Among these three pathways, the NO₂ + NO₂ pathway (left axis, Figure 4c) contributes most to nitrate, and the other two pathways are negligible (right axis). Note that ~0.1 M nitrate was consumed due to nitrate photolysis (i.e., SR1 in Table S1) after 1440 min. This minor consumption of nitrate due to photolysis is related to the low nitrate photolysis rate constant (~1.4 × 10⁻⁶ s⁻¹ at 80% RH), based on fitting the experimental results, which is about one order of magnitude lower
285 than that fitted in our previous works (Gen et al., 2019b; Zhang et al., 2020; Zhang et al., 2021). The photolysis rate constant is typically proportional to the light intensity. Also, it is known that nitrate has a maximum absorption band at ~302 nm (Gen et al., 2022). The light intensity at 300 nm of the Xenon lamp used in the current study is around 3 orders of magnitude lower than that of the single-line 300-nm lamp used in our earlier works.(Gen et al., 2020)

In the unary uptake of NO₂ into NaCl droplets under irradiation, NO₂ hydrolysis still dominates over those three
290 pathways initiated by nitrate photolysis (Figure S18). However, in addition to the NO₂ + NO₂ pathway, the NO₃ pathway also makes a non-negligible contribution to nitrate formation during the unary uptake of NO₂ compared to that during the co-uptake. The reaction of Cl₂^{•-} with NO₃ (SR50 in Table S1) is a dominant process of NO₃ pathway. However, in the co-uptake

experiments, the consumption of Cl_2^- by S(IV) (SR59 in Table S1) makes nitrate production by the reaction of chlorine species with NO_3 radicals ineffective (Figure S19).

295

3.4 The Effect of RH and Presence of SO_2 in Forming Nitrate.

We further investigate the effect of RH on the nitrate production rate during the uptake. In all experiments, including unary/co- uptake under dark/irradiation, the nitrate production rate increased with decreasing RH (Figure 5 and Figure S20), which is attributed to the increased NaCl concentration at low RH. A prior study reported an enhanced uptake coefficient of NO_2 at increasing concentration of NaCl solutions (Yabushita et al., 2009). Figure 5a shows the nitrate formation during the co-uptake under both dark and irradiation at different RHs. The nitrate concentration increased slowly initially, with a faster increase at a later stage at all RHs, attributable to chloride depletion, as discussed earlier. Under dark, NO_2 hydrolysis and the reaction of NO_2 with S(IV) are the only two reactions occurring in droplets, with the former being the sole pathway in forming nitrate. Under irradiation, similar to the 80% RH experiments, the NO_2 hydrolysis pathway dominated the contribution to nitrate at 60% and 70% RH (Figure S21). The nitrate concentration under irradiation during the co-uptake was lower than those under dark at all RHs. However, the difference between dark and irradiation became smaller with decreasing RH. We speculate that the faster nitrate production at low RH can compensate for the consumption of nitrate due to photolysis. Such phenomena were also observed during the unary uptake under dark and irradiation (Figure S20a).

We also investigated the effect of SO_2 on nitrate production under dark and irradiation. Figure 5b shows that the presence of SO_2 promotes nitrate formation under dark, especially at low RH. We proposed that such enhancement might be closely associated with the reaction between NO_2 and HSO_3^- . The increase in HSO_3^- peak intensity during unary uptake of SO_2 into NaCl under dark indicates the formation of HSO_3^- from SO_2 dissolution is feasible in our system (Figure S22). The formed HSO_3^- from reactive uptake of SO_2 into particles prefers to stay at the surface of an aerosol particle (Yang et al., 2019), and in turn, it may pull more NO_2 into droplets during the co-uptake due to the interaction between NO_2 and HSO_3^- (Tang and Li, 2021). The higher formation rate of HSO_3^- at low RH during unary SO_2 uptake into NaCl may explain the more considerable difference in nitrate concentration between co- and unary uptake at low RH than at 80% RH (Figure 5b). In contrast, nitrate concentrations between co- and unary uptake under irradiation are comparable (Figure S20b). We proposed that HSO_3^- may undergo photooxidation rapidly to convert into sulfate, hence its role in pulling more NO_2 into droplets becomes limited under irradiation during the co-uptake. These findings open new perspectives on the enhanced formation of nitrate with the involvement of SO_2 , especially at low RH.

320

4 Atmospheric Implication

Built on the well-known process of SO_2 oxidation by NO_2 in forming sulfate under dark, we examined sulfate formation during the co-uptake of SO_2 and NO_2 in NaCl droplets under irradiation in this work. In our earlier works, we examined the

effect of nitrate photolysis in forming sulfate and glyoxal-derived SOA (Zhang et al., 2020; Zhang et al., 2021; Zhang et al.,
325 2022; Gen et al., 2019a, b). The present study indicated a previously unrecognized role of the combined effect of nitrate
photolysis and chlorine chemistry in enhanced sulfate formation, which is expected to have important implications on
atmospheric chemistry. In brief, the OH radicals formed from nitrate photolysis can react with chloride ions to promote the
formation of chlorine species (e.g., Cl[•] and Cl₂^{••}) and further enhance sulfate formation. Such effect enhances the γ_{SO_2} by
factors of ~1.7, ~2.5, and ~2.9 at 80%, 70%, and 60% RH at $0.2 < [\text{NO}_3^-]/[\text{Cl}^-] < 3$, respectively, compared to those from the
330 chloride photolysis (i.e., NaCl + SO₂ + light conditions).

To further verify whether our proposed mechanism could apply urban sites, where ammonium salts are the major
components of particles, we performed additional experiments with SO₂ uptake into premixed NH₄Cl + NH₄NO₃ (4:1 in
mole ratio) droplets and pure NH₄Cl droplets under the same irradiation at 75% RH. Figure S23a shows a higher sulfate
production rate in pure NH₄NO₃ droplets, likely due to the higher initial nitrate concentration in pure NH₄NO₃ droplets (~8.1
335 M) than in premixed NH₄Cl + NH₄NO₃ droplets (~1.0 M). As reported in our earlier works, nitrate photolysis could also
promote sulfate formation. Hence, sulfate concentration is normalized by initial nitrate concentration, as shown in Figure
S23b. A significant enhancement in the normalized sulfate production rate was observed in premixed NH₄Cl + NH₄NO₃
droplets, confirming that the interplay of nitrate photolysis and chlorine chemistry could also take place. Note that the uptake
coefficient equation ($\gamma_{\text{SO}_2} = 0.41 \times P_{\text{NO}_3^-} + 0.34 \times P_{\text{Cl}^-}$) is based on the experimental results of the co-uptake of NO₂ and SO₂
340 into NaCl droplets under irradiation at 60%, 70%, and 80% RH. To evaluate if this equation is applicable to non sea salt
system, we compared γ_{SO_2} from the equation with that from experimental result (i.e., premixed NH₄Cl + NH₄NO₃ system) in
Figure S23a. The calculated γ_{SO_2} (2.6×10^{-6}) agrees well with that from the experiment (3.0×10^{-6}) (Text S2). This gives us
confidence that the derived expression of uptake coefficient may be useful in ammonium system containing nitrate and
chloride too. In our earlier work, we performed unary uptake of SO₂ into premixed NH₄Cl + NH₄NO₃ droplets under 300-nm
345 irradiation at different $[\text{NO}_3^-]/[\text{Cl}^-]$, in air and N₂ environments (Zhang et al., 2020). Note that the presence of O₂ (air
environment) is essential for sulfate formation from reactions of reactive chlorine species with HSO₃⁻ (Figure 1). The
normalized sulfate production rate continuously increases as $[\text{NO}_3^-]/[\text{Cl}^-]$ decreases in air, but no further enhancement of
sulfate production rate was observed in N₂ when $[\text{NO}_3^-]/[\text{Cl}^-] < 5$ (Zhang et al., 2020). Such results also support the
combined effect of nitrate photolysis and chlorine chemistry in promoting sulfate formation may be applicable in ammonium
350 systems containing nitrate and chloride. These results highlighted that the coexistence of nitrate photolysis and chlorine
chemistry can increase the atmospheric oxidative capacity and enhance the formation of sulfate. Further investigations into
the combined effect of nitrate photolysis and chlorine chemistry in forming SOA are proposed.

Prior studies have pointed out that chlorine atom (Cl[•]) can play an essential role in increasing atmospheric capacity
and the formation of secondary pollutants and ozone (Qiu et al., 2019a; Li et al., 2021; Liao et al., 2014). Typically, Cl[•] can
355 form from the photo-dissociation and oxidation of inorganic chlorine species (e.g., Cl₂ and ClNO₂) and chlorinated organic
species (e.g., CHCl₃ and CH₂Cl₂) (Priestley et al., 2018; Wang et al., 2020b). Cl[•] is much more reactive than OH radical (Su
et al., 2022; Hossaini et al., 2016), although it typically has lower concentrations and is in limited regions of the atmosphere

360 compared to the OH radicals (Wang and Hildebrandt Ruiz, 2018; Saiz-Lopez and Von Glasow, 2012). Laboratory studies have shown the importance of Cl[•] on the oxidation of VOC precursors (e.g., common monoterpenes, isoprene, toluene, and alkanes) in forming SOA (Masoud and Ruiz, 2021; Dhulipala et al., 2019; Wang and Ruiz, 2017; Riva et al., 2015). The rate constant of Cl[•] with most atmospherically relevant VOCs is up to 2 orders of magnitude higher than the rate constant of OH-initiated oxidation (Masoud and Ruiz, 2021). In addition to nitrate and sulfate formation, the current study provides new insight into the enhanced formation of chlorine species due to nitrate photolysis. Recently, Peng et al. proposed that nitrate photolysis at high aerosol acidity is an important pathway for activating inert chloride to produce photolabile Cl₂ during 365 daytime in the polluted period, which is a highly reactive species and can strongly affect the abundance of climate and air quality-relevant traces gases (Peng et al., 2022). Same as the reactions suggested in this study, they also suggested that OH radicals produced from nitrate photolysis can further oxidize chloride ions to enhance the formation of Cl₂ (Peng et al., 2022). Our kinetic model also indicates that Cl[•] generated from chloride photolysis could also undergo self-reaction to form Cl₂. However, no Cl₂ production was observed in Peng et al. when illuminating NaCl solution (Peng et al., 2022), likely due to ineffective photolysis in bulk solution compared to the droplet. Note that Cl[•] can also react with S(IV) in the presence of SO₂, competing with the bimolecular reaction of Cl[•]. We used the kinetic model to simulate the effect of SO₂ uptake in forming Cl₂. As shown in Figure S24, the simulated Cl₂ concentration is 3~4 orders of magnitude lower in the presence of SO₂ than in its absence, suggesting that the presence of SO₂ may inhibit the formation of Cl₂. However, Peng et al. suggested that reducing SO₂ concentration would slow the Cl₂ production due to the reduced particle acidity (Peng et al., 2022). Hence, 375 further systematic studies on such effects are needed in the future.

Recent studies have emphasized the increased contribution of nitrate to PM_{2.5} pollution (Fu et al., 2020; Itahashi et al., 2018; Li et al., 2019a). Thus, identifying the key factors contributing to particulate nitrate formation and driving its trend is critical to eliminate winter haze episodes. The heterogeneous uptake of NO₂ onto aqueous particles, mineral dust, and urban grime with subsequent hydrolysis to form nitrate and HONO has been reported (Liu et al., 2019; Pandit et al., 2021; 380 Xu et al., 2019; Li et al., 2018b; Yu et al., 2021; Dyson et al., 2021; Martins-Costa et al., 2020; Tan et al., 2016). The γ_{NO_2} is a crucial parameter controlling the heterogeneous chemistry on the aerosol surface in the chemical transport model (Mcduffie et al., 2018; Xie et al., 2022). We used the experimentally measured nitrate formation rate from unary uptake of NO₂ into NaCl droplets under dark at all RHs to estimate the γ_{NO_2} into NaCl droplets in this study. The averaged γ_{NO_2} are 1.6×10^{-5} , 1.9×10^{-5} , and 3.0×10^{-5} at 80%, 70%, and 60% RH, respectively. Higher γ_{NO_2} was observed at low RH, where 385 NaCl droplet achieves supersaturation. Previous studies also reported a much higher uptake coefficient of NO₂ of $\sim 10^{-4}$ on NaCl particles than other inorganic particles (e.g., (NH₄)₂SO₄) (Abbatt and Waschewsky, 1998; Harrison and Collins, 1998; Tan et al., 2016; Ge et al., 2019), in which the uptake coefficient ranges from $<10^{-8}$ to 10^{-7} (Yu et al., 2021). However, Yu et al. reported a much smaller γ_{NO_2} on NaCl with the value of $\sim 10^{-8}$ (Yu et al., 2021). Existing studies reported a wide range of γ_{NO_2} (Li et al., 2019b; Miao et al., 2020), bringing difficulties to modelers to estimate the contribution of heterogeneous 390 uptake of NO₂ and hydrolysis to form nitrate. For instance, it has been reported that the mean contribution of NO₂ hydrolysis

to particulate nitrate formation is 6.3~19%, which increases to 35.9% during extreme haze days (Xie et al., 2022; Qiu et al., 2019b; Chan et al., 2021).

395 In addition, our results also highlighted that presence of SO_2 can effectively promote the formation of nitrate further, especially during the nighttime. In other words, controlling SO_2 emissions not only reduces sulfate formation, but also slows nitrate formation. Therefore, systematic investigations of the factors, including ionic strength, seed particle types (e.g., nitrate-sulfate-containing particles), and other gas species that impact NO_2 uptake and nitrate formation are needed in the future to further constrain the contribution of NO_2 hydrolysis to nitrate formation more accurately.

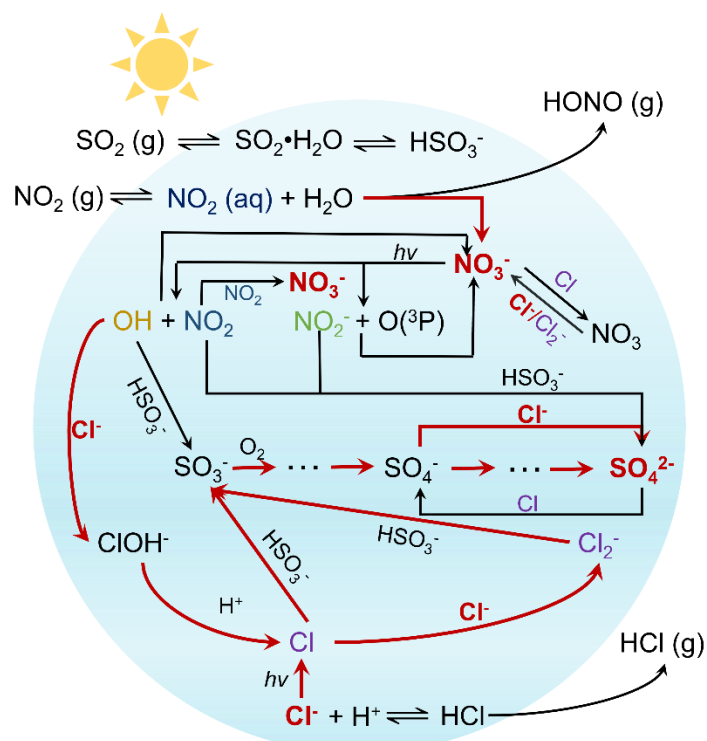
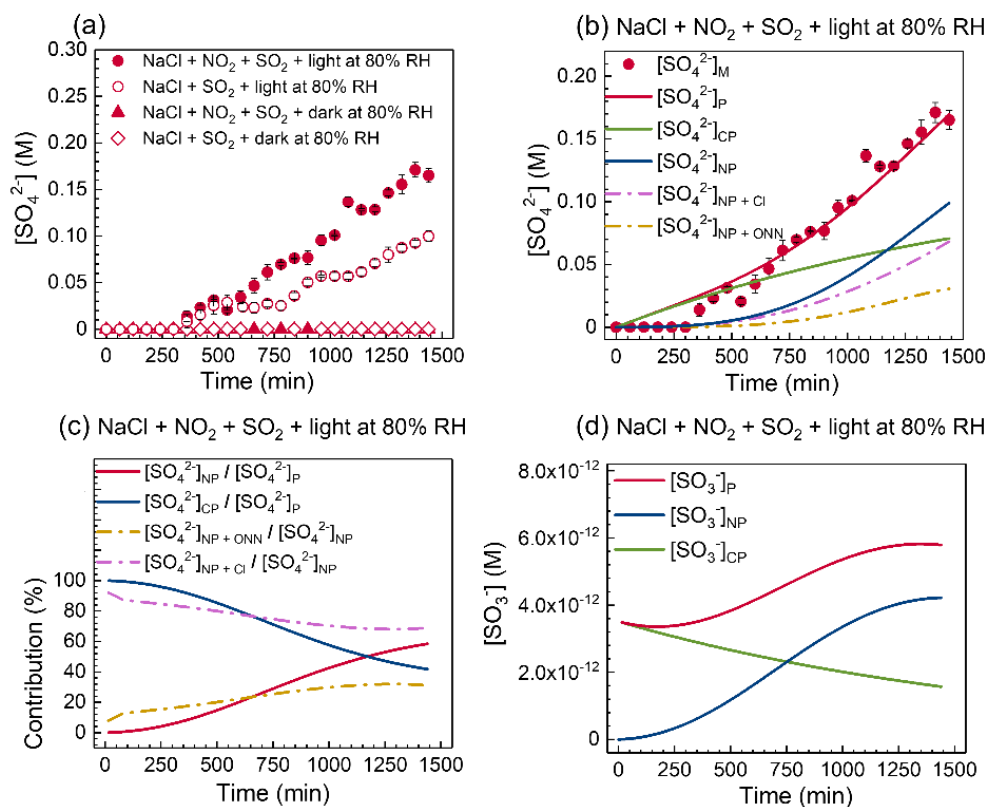


Figure 1: The sulfate and nitrate formation mechanisms during the co-uptake of NO_2 and SO_2 into NaCl droplets under irradiation. The red arrows highlight the role of enhanced chlorine chemistry triggered by OH radicals produced from nitrate photolysis in forming sulfate.



410 **Figure 2:** (a) Sulfate concentration as a function of time under various conditions, including irradiation/dark experiments
 and co-/unary uptake experiments at 80% RH. (b) The model predicted sulfate concentration generated from $[\text{SO}_4^{2-}]_{\text{NP}}$,
 $[\text{SO}_4^{2-}]_{\text{CP}}$, $[\text{SO}_4^{2-}]_{\text{NP+Cl}}$, and $[\text{SO}_4^{2-}]_{\text{NP+ONN}}$ pathways. (c) The contribution of different formation pathways to sulfate
 concentration. (d) The model predicted SO_3^- concentration from chloride photolysis and nitrate photolysis. The $[\text{SO}_4^{2-}]_{\text{M}}$,
 $[\text{SO}_4^{2-}]_{\text{P}}$, and $[\text{SO}_3^-]_{\text{P}}$ represent the experimentally measured $[\text{SO}_4^{2-}]$, model-predicted $[\text{SO}_4^{2-}]$, and model-predicted $[\text{SO}_3^-]$,
 415 respectively.

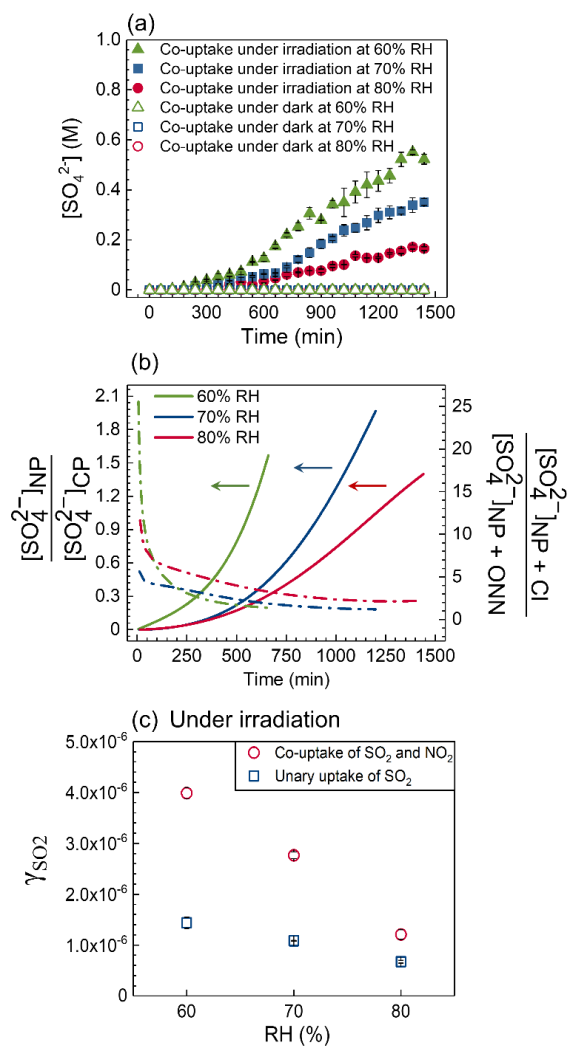
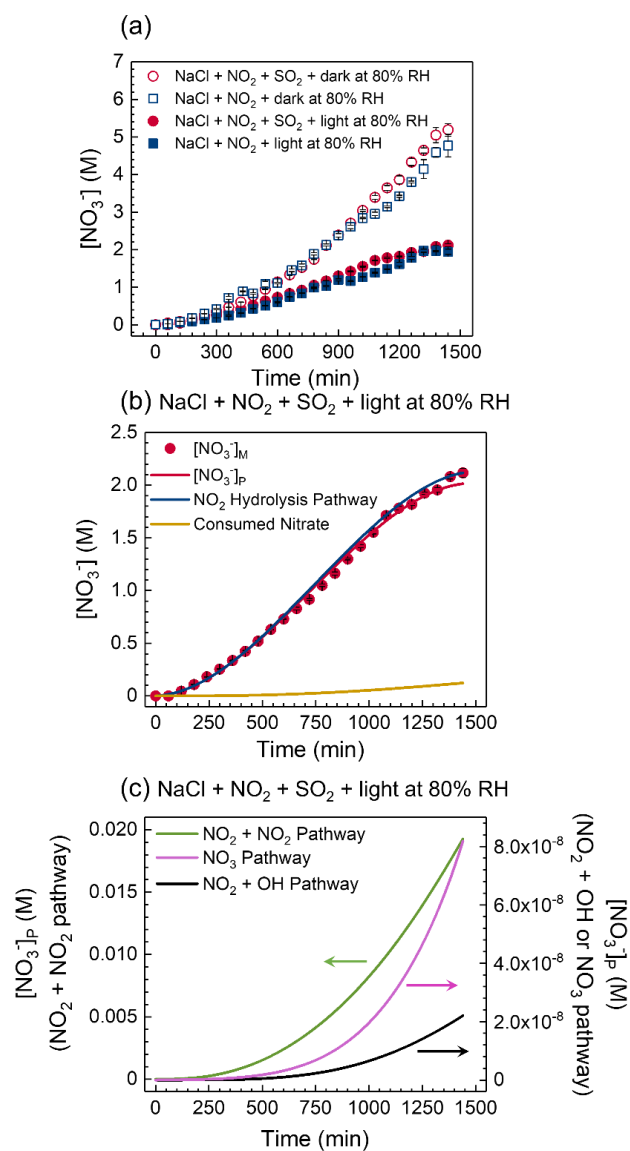


Figure 3: (a) Sulfate concentration as a function of time during the co-uptake of NO_2 and SO_2 into NaCl droplets at 60%, 70%, and 80% RH under dark and irradiation. (b) $[\text{SO}_4^{2-}]_{\text{NP}} / [\text{SO}_4^{2-}]_{\text{CP}}$ and $[\text{SO}_4^{2-}]_{\text{NP} + \text{Cl}} / [\text{SO}_4^{2-}]_{\text{NP} + \text{ONN}}$ as a function of time at 80%, 70%, and 60% RH. The dash lines in panel (b) refer to the right y axis. (c) Reactive uptake coefficient of SO_2 , γ_{SO_2} , at different RHs under irradiation during co-uptake and unary uptake.



425

Figure 4: (a) The nitrate concentration as a function of time in co-/unary uptake experiments under irradiation/dark conditions at 80% RH. (b) and (c) The experimentally measured nitrate concentration, $[\text{NO}_3^-]_M$, and model predicted nitrate concentration, $[\text{NO}_3^-]_P$, from different pathways during the co-uptake of NO_2 and SO_2 under irradiation at 80% RH. “Consumed Nitrate” refers to the reduction in nitrate concentration due to nitrate photolysis (i.e., SR1 in Table S1).

430

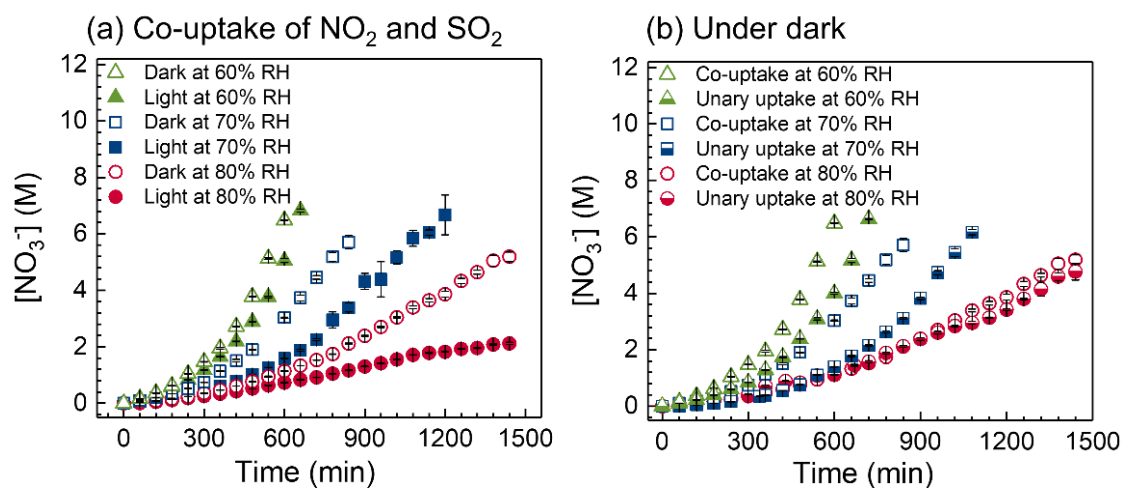


Figure 5: (a) Nitrate concentration as a function of time during the co-uptake of NO_2 and SO_2 into NaCl droplets at different RHs under dark and irradiation. (b) Nitrate concentration as a function of time under various conditions, including co-uptake of NO_2 and SO_2 and unary uptake of NO_2 under dark at 60%, 70%, and 80% RH.

440

Data availability. All data used in this study are available in public archives.

Author contributions. R. Z. and C. K. C designed the whole research. R. Z. conducted experiments and kinetic model simulation. R. Z. and C. K. C. analyzed the experimental data and wrote the paper.

445

Competing interests. The authors declare no competing interest.

Financial support. This work was supported by the National Natural Science Foundation of China (No. 42075100 and 42275104), the Guangdong Basic and Applied Basic Research Foundation (2020B1515130003), and Hong Kong Research
450 Grants Council (11304121).

References

- Abbatt, J. and Waschewsky, G.: Heterogeneous interactions of HOBr, HNO₃, O₃, and NO₂ with deliquescent NaCl aerosols at room temperature, *J. Phys. Chem. A*, 102, 3719-3725, 1998.
- Alexander, B., Hastings, M., Allman, D., Dachs, J., Thornton, J., and Kunasek, S.: Quantifying atmospheric nitrate formation pathways based on a global model of the oxygen isotopic composition ($\Delta 17\text{O}$) of atmospheric nitrate, *Atmos. Chem. Phys.*, 9, 5043-5056, 2009.
- Arakaki, T., Miyake, T., Hirakawa, T., and Sakugawa, H.: pH Dependent Photoformation of Hydroxyl Radical and Absorbance of Aqueous-Phase N(III) (HNO₂ and NO₂⁻), *Environ. Sci. Technol.*, 33, 2561-2565, 10.1021/es980762i, 1999.
- Chan, C. K. and Yao, X.: Air pollution in mega cities in China, *Atmos. Environ.*, 42, 1-42, <https://doi.org/10.1016/j.atmosenv.2007.09.003>, 2008.
- Chan, Y. C., Evans, M. J., He, P., Holmes, C. D., Jaeglé, L., Kasibhatla, P., Liu, X. Y., Sherwen, T., Thornton, J. A., and Wang, X.: Heterogeneous nitrate production mechanisms in intense haze events in the North China Plain, *J. Geophys. Res. Atmos.*, 126, e2021JD034688, 2021.
- Cheng, Y., Zheng, G., Wei, C., Mu, Q., Zheng, B., Wang, Z., Gao, M., Zhang, Q., He, K., and Carmichael, G.: Reactive nitrogen chemistry in aerosol water as a source of sulfate during haze events in China, *Sci. Adv.*, 2, e1601530, 2016.
- Clegg, S. L., Brimblecombe, P., and Wexler, A. S.: Thermodynamic model of the system H⁺–NH₄⁺–Na⁺–SO₄²⁻–NO₃⁻–Cl⁻–H₂O at 298.15 K, *J. Phys. Chem. A*, 102, 2155-2171, 1998.
- Clegg, S. L., Brimblecombe, P., Liang, Z., and Chan, C. K.: Thermodynamic Properties of Aqueous Aerosols to High Supersaturation: II—A Model of the System Na⁺–Cl⁻–NO₃⁻–SO₂⁻–4–H₂O at 298.15 K, *Aerosol Sci. Technol.*, 27, 345-366, 1997.
- Corbett, J. J., Winebrake, J. J., Green, E. H., Kasibhatla, P., Eyring, V., and Lauer, A.: Mortality from ship emissions: a global assessment, *Environ. Sci. Technol.*, 41, 8512-8518, 2007.
- Craig, R. L., Peterson, P. K., Nandy, L., Lei, Z., Hossain, M. A., Camarena, S., Dodson, R. A., Cook, R. D., Dutcher, C. S., and Ault, A. P.: Direct determination of aerosol pH: Size-resolved measurements of submicrometer and supermicrometer aqueous particles, *Anal. Chem.*, 90, 11232-11239, 2018.
- Dhulipala, S. V., Bhandari, S., and Ruiz, L. H.: Formation of oxidized organic compounds from Cl-initiated oxidation of toluene, *Atmos. Environ.*, 199, 265-273, 2019.
- Dyson, J. E., Boustead, G. A., Fleming, L. T., Blitz, M., Stone, D., Arnold, S. R., Whalley, L. K., and Heard, D. E.: Production of HONO from NO₂ uptake on illuminated TiO₂ aerosol particles and following the illumination of mixed TiO₂/ammonium nitrate particles, *Atmos. Chem. Phys.*, 21, 5755-5775, 10.5194/acp-21-5755-2021, 2021.
- Fu, X., Wang, T., Gao, J., Wang, P., Liu, Y., Wang, S., Zhao, B., and Xue, L.: Persistent Heavy Winter Nitrate Pollution Driven by Increased Photochemical Oxidants in Northern China, *Environ. Sci. Technol.*, 54, 3881-3889, 10.1021/acs.est.9b07248, 2020.
- Gardner, E. P., Sperry, P. D., and Calvert, J. G.: Primary quantum yields of NO₂ photodissociation, *J. Geophys. Res. Atmos.*, 92, 6642-6652, 1987.
- Ge, S., Wang, G., Zhang, S., Li, D., Xie, Y., Wu, C., Yuan, Q., Chen, J., and Zhang, H.: Abundant NH₃ in China Enhances Atmospheric HONO Production by Promoting the Heterogeneous Reaction of SO₂ with NO₂, *Environ. Sci. Technol.*, 53, 14339-14347, 10.1021/acs.est.9b04196, 2019.
- Gen, M., Zhang, R., and Chan, C. K.: Nitrite/Nitrous Acid Generation from the Reaction of Nitrate and Fe (II) Promoted by Photolysis of Iron–Organic Complexes, *Environ. Sci. Technol.*, 55, 15715-15723, 2021.
- Gen, M., Zhang, R., Li, Y., and Chan, C. K.: Multiphase Photochemistry of Iron-Chloride Containing Particles as a Source of Aqueous Chlorine Radicals and Its Effect on Sulfate Production, *Environ. Sci. Technol.*, 54, 9862-9871, 10.1021/acs.est.0c01540, 2020.
- Gen, M., Liang, Z., Zhang, R., Mabato, B. R. G., and Chan, C. K.: Particulate nitrate photolysis in the atmosphere, *Environmental Science: Atmospheres*, 2022.

- Gen, M., Zhang, R., Huang, D. D., Li, Y., and Chan, C. K.: Heterogeneous Oxidation of SO₂ in Sulfate Production during Nitrate Photolysis at 300 nm: Effect of pH, Relative Humidity, Irradiation Intensity, and the Presence of Organic Compounds, *Environ. Sci. Technol.*, 53, 8757-8766, 10.1021/acs.est.9b01623, 2019a.
- 500 Gen, M., Zhang, R., Huang, D. D., Li, Y., and Chan, C. K.: Heterogeneous SO₂ Oxidation in Sulfate Formation by Photolysis of Particulate Nitrate, *Environ. Sci. Technol. Lett.*, 6, 86-91, 10.1021/acs.estlett.8b00681, 2019b.
- Grossweiner, L. and Matheson, M.: The kinetics of the dihalide ions from the flash photolysis of aqueous alkali halide solutions, *J. Phys. Chem.*, 61, 1089-1095, 1957.
- 505 Harrison, R. M. and Collins, G. M.: Measurements of reaction coefficients of NO₂ and HONO on aerosol particles, *J. Atmos. Chem.*, 30, 397-406, 1998.
- Hossaini, R., Chipperfield, M. P., Saiz-Lopez, A., Fernandez, R., Monks, S., Feng, W., Brauer, P., and Von Glasow, R.: A global model of tropospheric chlorine chemistry: Organic versus inorganic sources and impact on methane oxidation, *J. Geophys. Res. Atmos.*, 121, 14,271-214,297, 2016.
- 510 Itahashi, S., Yumimoto, K., Uno, I., Hayami, H., Fujita, S.-i., Pan, Y., and Wang, Y.: A 15-year record (2001–2015) of the ratio of nitrate to non-sea-salt sulfate in precipitation over East Asia, *Atmos. Chem. Phys.*, 18, 2835-2852, 2018.
- Kalmár, J., Dóka, É., Lente, G., and Fábrián, I.: Aqueous photochemical reactions of chloride, bromide, and iodide ions in a diode-array spectrophotometer. Autoinhibition in the photolysis of iodide ions, *Dalton Transactions*, 43, 4862-4870, 2014.
- Karlsson, R. and Ljungström, E.: A Laboratory Study of the Interaction of NH₃ and NO₂ with Sea Salt Particles, *Water, Air, Soil Pollut.*, 103, 55-70, 10.1023/A:1004972228592, 1998.
- 515 Laskin, A., Moffet, R. C., Gilles, M. K., Fast, J. D., Zaveri, R. A., Wang, B., Nigge, P., and Shutthanandan, J.: Tropospheric chemistry of internally mixed sea salt and organic particles: Surprising reactivity of NaCl with weak organic acids, *J. Geophys. Res. Atmos.*, 117, <https://doi.org/10.1029/2012JD017743>, 2012.
- Li, H., Cheng, J., Zhang, Q., Zheng, B., Zhang, Y., Zheng, G., and He, K.: Rapid transition in winter aerosol composition in Beijing from 2014 to 2017: response to clean air actions, *Atmos. Chem. Phys.*, 19, 11485-11499, 2019a.
- 520 Li, J., Zhang, N., Wang, P., Choi, M., Ying, Q., Guo, S., Lu, K., Qiu, X., Wang, S., and Hu, M.: Impacts of chlorine chemistry and anthropogenic emissions on secondary pollutants in the Yangtze river delta region, *Environ. Pollut.*, 287, 117624, 2021.
- Li, L., Hoffmann, M. R., and Colussi, A. J.: Role of Nitrogen Dioxide in the Production of Sulfate during Chinese Haze-Aerosol Episodes, *Environ. Sci. Technol.*, 52, 2686-2693, 10.1021/acs.est.7b05222, 2018a.
- 525 Li, L., Duan, Z., Li, H., Zhu, C., Henkelman, G., Francisco, J. S., and Zeng, X. C.: Formation of HONO from the NH₃-promoted hydrolysis of NO₂ dimers in the atmosphere, *Proc. Natl. Acad. Sci. U. S. A.*, 115, 7236-7241, 2018b.
- Li, M., Su, H., Li, G., Ma, N., Pöschl, U., and Cheng, Y.: Relative importance of gas uptake on aerosol and ground surfaces characterized by equivalent uptake coefficients, *Atmos. Chem. Phys.*, 19, 10981-11011, 2019b.
- 530 Liao, J., Huey, L. G., Liu, Z., Tanner, D. J., Cantrell, C. A., Orlando, J. J., Flocke, F. M., Shepson, P. B., Weinheimer, A. J., Hall, S. R., Ullmann, K., Beine, H. J., Wang, Y., Ingall, E. D., Stephens, C. R., Hornbrook, R. S., Apel, E. C., Riemer, D., Fried, A., Mauldin, R. L., Smith, J. N., Staebler, R. M., Neuman, J. A., and Nowak, J. B.: High levels of molecular chlorine in the Arctic atmosphere, *Nature Geoscience*, 7, 91-94, 10.1038/ngeo2046, 2014.
- Lin, Y. C., Zhang, Y. L., Fan, M. Y., and Bao, M.: Heterogeneous formation of particulate nitrate under ammonium-rich regimes during the high-PM_{2.5} events in Nanjing, China, *Atmos. Chem. Phys.*, 20, 3999-4011, 10.5194/acp-20-3999-2020, 2020.
- 535 Liu, J., Li, S., Mekic, M., Jiang, H., Zhou, W., Loisel, G., Song, W., Wang, X., and Gligorovski, S.: Photoenhanced Uptake of NO₂ and HONO Formation on Real Urban Grime, *Environ. Sci. Technol. Lett.*, 6, 413-417, 10.1021/acs.estlett.9b00308, 2019.
- 540 Liu, T. and Abbatt, J. P. D.: Oxidation of sulfur dioxide by nitrogen dioxide accelerated at the interface of deliquesced aerosol particles, *Nature Chemistry*, 13, 1173-1177, 10.1038/s41557-021-00777-0, 2021.
- Martins-Costa, M. T. C., Anglada, J. M., Francisco, J. S., and Ruiz-López, M. F.: The Aqueous Surface as an Efficient Transient Stop for the Reactivity of Gaseous NO₂ in Liquid Water, *J. Am. Chem. Soc.*, 142, 20937-20941, 10.1021/jacs.0c10364, 2020.
- 545 Masoud, C. G. and Ruiz, L. H.: Chlorine-Initiated Oxidation of α -Pinene: Formation of Secondary Organic Aerosol and Highly Oxygenated Organic Molecules, *ACS Earth Space Chem.*, 5, 2307-2319, 10.1021/acsearthspacechem.1c00150, 2021.

- McDuffie, E. E., Fibiger, D. L., Dubé, W. P., Lopez-Hilfiker, F., Lee, B. H., Thornton, J. A., Shah, V., Jaeglé, L., Guo, H., and Weber, R. J.: Heterogeneous N₂O₅ uptake during winter: Aircraft measurements during the 2015 WINTER campaign and critical evaluation of current parameterizations, *J. Geophys. Res. Atmos.*, 123, 4345-4372, 2018.
- 550 Miao, R., Chen, Q., Zheng, Y., Cheng, X., Sun, Y., Palmer, P. I., Shrivastava, M., Guo, J., Zhang, Q., and Liu, Y.: Model bias in simulating major chemical components of PM 2.5 in China, *Atmos. Chem. Phys.*, 20, 12265-12284, 2020.
- Pandit, S., Mora Garcia, S. L., and Grassian, V. H.: HONO Production from Gypsum Surfaces Following Exposure to NO₂ and HNO₃: Roles of Relative Humidity and Light Source, *Environ. Sci. Technol.*, 55, 9761-9772, 10.1021/acs.est.1c01359, 2021.
- 555 Peng, X., Wang, T., Wang, W., Ravishankara, A. R., George, C., Xia, M., Cai, M., Li, Q., Salvador, C. M., Lau, C., Lyu, X., Poon, C. N., Mellouki, A., Mu, Y., Hallquist, M., Saiz-Lopez, A., Guo, H., Herrmann, H., Yu, C., Dai, J., Wang, Y., Wang, X., Yu, A., Leung, K., Lee, S., and Chen, J.: Photodissociation of particulate nitrate as a source of daytime tropospheric Cl₂, *Nature Communications*, 13, 939, 10.1038/s41467-022-28383-9, 2022.
- Priestley, M., le Breton, M., Bannan, T. J., Worrall, S. D., Bacak, A., Smedley, A. R. D., Reyes-Villegas, E., Mehra, A., Allan, J., Webb, A. R., Shallcross, D. E., Coe, H., and Percival, C. J.: Observations of organic and inorganic chlorinated compounds and their contribution to chlorine radical concentrations in an urban environment in northern Europe during the wintertime, *Atmos. Chem. Phys.*, 18, 13481-13493, 10.5194/acp-18-13481-2018, 2018.
- 560 Qiu, X., Ying, Q., Wang, S., Duan, L., Wang, Y., Lu, K., Wang, P., Xing, J., Zheng, M., and Zhao, M.: Significant impact of heterogeneous reactions of reactive chlorine species on summertime atmospheric ozone and free-radical formation in north China, *Sci. Total Environ.*, 693, 133580, 2019a.
- Qiu, X., Ying, Q., Wang, S., Duan, L., Zhao, J., Xing, J., Ding, D., Sun, Y., Liu, B., Shi, A., Yan, X., Xu, Q., and Hao, J.: Modeling the impact of heterogeneous reactions of chlorine on summertime nitrate formation in Beijing, China, *Atmos. Chem. Phys.*, 19, 6737-6747, 10.5194/acp-19-6737-2019, 2019b.
- 570 Riva, M., Healy, R. M., Flaud, P.-M., Perraudin, E., Wenger, J. C., and Villenave, E.: Gas- and Particle-Phase Products from the Chlorine-Initiated Oxidation of Polycyclic Aromatic Hydrocarbons, *J. Phys. Chem. A*, 119, 11170-11181, 10.1021/acs.jpca.5b04610, 2015.
- Saiz-Lopez, A. and von Glasow, R.: Reactive halogen chemistry in the troposphere, *Chem. Soc. Rev.*, 41, 6448-6472, 2012.
- Seinfeld, J. H. and Pandis, S. N. J. I., New York: Atmospheric chemistry and physics: From air pollution to climate change, John Wiley & Sons, 2006.
- 575 Su, B., Wang, T., Zhang, G., Liang, Y., Lv, C., Hu, Y., Li, L., Zhou, Z., Wang, X., and Bi, X.: A review of atmospheric aging of sea spray aerosols: Potential factors affecting chloride depletion, *Atmos. Environ.*, 119365, <https://doi.org/10.1016/j.atmosenv.2022.119365>, 2022.
- Tan, F., Tong, S., Jing, B., Hou, S., Liu, Q., Li, K., Zhang, Y., and Ge, M.: Heterogeneous reactions of NO₂ with CaCO₃–(NH₄)₂SO₄ mixtures at different relative humidities, *Atmos. Chem. Phys.*, 16, 8081-8093, 10.5194/acp-16-8081-2016, 2016.
- 580 Tang, B. and Li, Z.: Reaction between a NO₂ Dimer and Dissolved SO₂: A New Mechanism for ONSO₃– Formation and its Fate in Aerosol, *J. Phys. Chem. A*, 125, 8468-8475, 10.1021/acs.jpca.1c06215, 2021.
- Trebs, I., Bohn, B., Ammann, C., Rummel, U., Blumthaler, M., Königstedt, R., Meixner, F. X., Fan, S., and Andreae, M. O.: Relationship between the NO₂ photolysis frequency and the solar global irradiance, *Atmos. Meas. Tech.*, 2, 725-739, 10.5194/amt-2-725-2009, 2009.
- 585 Wang, D. S. and Hildebrandt Ruiz, L.: Chlorine-initiated oxidation of n-alkanes under high-NO_x conditions: insights into secondary organic aerosol composition and volatility using a FIGAERO–CIMS, *Atmos. Chem. Phys.*, 18, 15535-15553, 10.5194/acp-18-15535-2018, 2018.
- Wang, D. S. and Ruiz, L. H.: Secondary organic aerosol from chlorine-initiated oxidation of isoprene, *Atmos. Chem. Phys.*, 17, 13491-13508, 10.5194/acp-17-13491-2017, 2017.
- 590 Wang, G., Zhang, R., Gomez, M. E., Yang, L., Zamora, M. L., Hu, M., Lin, Y., Peng, J., Guo, S., and Meng, J.: Persistent sulfate formation from London Fog to Chinese haze, *Proc. Natl. Acad. Sci. U. S. A.*, 113, 13630-13635, 2016.
- Wang, J., Li, J., Ye, J., Zhao, J., Wu, Y., Hu, J., Liu, D., Nie, D., Shen, F., and Huang, X.: Fast sulfate formation from oxidation of SO₂ by NO₂ and HONO observed in Beijing haze, *Nature communications*, 11, 1-7, 2020a.

- 595 Wang, Y., Riva, M., Xie, H., Heikkinen, L., Schallhart, S., Zha, Q., Yan, C., He, X. C., Peräkylä, O., and Ehn, M.: Formation of highly oxygenated organic molecules from chlorine-atom-initiated oxidation of alpha-pinene, *Atmos. Chem. Phys.*, 20, 5145-5155, 10.5194/acp-20-5145-2020, 2020b.
- Weis, D. D. and Ewing, G. E.: The Reaction of Nitrogen Dioxide with Sea Salt Aerosol, *J. Phys. Chem. A*, 103, 4865-4873, 10.1021/jp984488q, 1999.
- 600 Xie, X., Hu, J., Qin, M., Guo, S., Hu, M., Wang, H., Lou, S., Li, J., Sun, J., Li, X., Sheng, L., Zhu, J., Chen, G., Yin, J., Fu, W., Huang, C., and Zhang, Y.: Modeling particulate nitrate in China: Current findings and future directions, *Environment International*, 166, 107369, <https://doi.org/10.1016/j.envint.2022.107369>, 2022.
- Xie, Y., Wang, G., Wang, X., Chen, J., Chen, Y., Tang, G., Wang, L., Ge, S., Xue, G., Wang, Y., and Gao, J.: Nitrate-dominated PM_{2.5} and elevation of particle pH observed in urban Beijing during the winter of 2017, *Atmos. Chem. Phys.*, 20, 5019-5033, 10.5194/acp-20-5019-2020, 2020.
- 605 Xu, W., Kuang, Y., Zhao, C., Tao, J., Zhao, G., Bian, Y., Yang, W., Yu, Y., Shen, C., Liang, L., Zhang, G., Lin, W., and Xu, X.: NH₃-promoted hydrolysis of NO₂ induces explosive growth in HONO, *Atmos. Chem. Phys.*, 19, 10557-10570, 10.5194/acp-19-10557-2019, 2019.
- Yabushita, A., Enami, S., Sakamoto, Y., Kawasaki, M., Hoffmann, M., and Colussi, A.: Anion-catalyzed dissolution of NO₂ on aqueous microdroplets, *J. Phys. Chem. A*, 113, 4844-4848, 2009.
- 610 Yang, J., Li, L., Wang, S., Li, H., Francisco, J. S., Zeng, X. C., and Gao, Y.: Unraveling a New Chemical Mechanism of Missing Sulfate Formation in Aerosol Haze: Gaseous NO₂ with Aqueous HSO₃⁻/SO₃²⁻, *J. Am. Chem. Soc.*, 141, 19312-19320, 10.1021/jacs.9b08503, 2019.
- Yao, X. and Zhang, L.: Chemical processes in sea-salt chloride depletion observed at a Canadian rural coastal site, *Atmos. Environ.*, 46, 189-194, 2012.
- 615 Yao, X., Fang, M., and Chan, C. K.: The size dependence of chloride depletion in fine and coarse sea-salt particles, *Atmos. Environ.*, 37, 743-751, [https://doi.org/10.1016/S1352-2310\(02\)00955-X](https://doi.org/10.1016/S1352-2310(02)00955-X), 2003.
- Ye, C., Zhang, N., Gao, H., and Zhou, X.: Photolysis of Particulate Nitrate as a Source of HONO and NO_x, *Environ. Sci. Technol.*, 51, 6849-6856, 10.1021/acs.est.7b00387, 2017.
- 620 Young, C. J., Washenfelder, R. A., Edwards, P. M., Parrish, D. D., Gilman, J. B., Kuster, W. C., Mielke, L. H., Osthoff, H. D., Tsai, C., Pikelnaya, O., Stutz, J., Veres, P. R., Roberts, J. M., Griffith, S., Dusanter, S., Stevens, P. S., Flynn, J., Grossberg, N., Lefer, B., Holloway, J. S., Peischl, J., Ryerson, T. B., Atlas, E. L., Blake, D. R., and Brown, S. S.: Chlorine as a primary radical: evaluation of methods to understand its role in initiation of oxidative cycles, *Atmos. Chem. Phys.*, 14, 3427-3440, 10.5194/acp-14-3427-2014, 2014.
- 625 Yu, C., Wang, Z., Ma, Q., Xue, L., George, C., and Wang, T.: Measurement of heterogeneous uptake of NO₂ on inorganic particles, sea water and urban grime, *Journal of Environmental Sciences*, 106, 124-135, <https://doi.org/10.1016/j.jes.2021.01.018>, 2021.
- Zhang, K. and Parker, K. M.: Halogen Radical Oxidants in Natural and Engineered Aquatic Systems, *Environ. Sci. Technol.*, 52, 9579-9594, 10.1021/acs.est.8b02219, 2018.
- 630 Zhang, R., Gen, M., Fu, T.-M., and Chan, C. K.: Production of formate via oxidation of glyoxal promoted by particulate nitrate photolysis, *Environ. Sci. Technol.*, 55, 5711-5720, 2021.
- Zhang, R., Gen, M., Huang, D., Li, Y., and Chan, C. K.: Enhanced Sulfate Production by Nitrate Photolysis in the Presence of Halide Ions in Atmospheric Particles, *Environ. Sci. Technol.*, 54, 3831-3839, 10.1021/acs.est.9b06445, 2020.
- Zhang, R., Gen, M., Liang, Z., Li, Y. J., and Chan, C. K.: Photochemical Reactions of Glyoxal during Particulate Ammonium Nitrate Photolysis: Brown Carbon Formation, Enhanced Glyoxal Decay, and Organic Phase Formation, *Environ. Sci. Technol.*, 56, 1605-1614, 10.1021/acs.est.1c07211, 2022.
- 635 Zhang, X., Zhang, Y., Liu, Y., Zhao, J., Zhou, Y., Wang, X., Yang, X., Zou, Z., Zhang, C., Fu, Q., Xu, J., Gao, W., Li, N., and Chen, J.: Changes in the SO₂ Level and PM_{2.5} Components in Shanghai Driven by Implementing the Ship Emission Control Policy, *Environ. Sci. Technol.*, 53, 11580-11587, 10.1021/acs.est.9b03315, 2019.
- 640 Zheng, B., Tong, D., Li, M., Liu, F., Hong, C., Geng, G., Li, H., Li, X., Peng, L., and Qi, J.: Trends in China's anthropogenic emissions since 2010 as the consequence of clean air actions, *Atmos. Chem. Phys.*, 18, 14095-14111, 2018.

