

Long-term legacy of phytoremediation on plant succession and soil microbial communities in petroleum-contaminated sub-Arctic soils

Mary-Cathrine Leewis^{1,2,3}, Christopher Kasanke^{2,3,4}, Ondrej Uhlik⁵, Mary Beth Leigh^{2,3}

5 ¹ Agriculture and Agri-Food Canada, Quebec City, G1V 2J3, Canada

² Institute of Arctic Biology, University of Alaska Fairbanks, Fairbanks, 99775, USA

³ Department of Biology and Wildlife, University of Alaska Fairbanks, Fairbanks, 99775, USA

⁴ Walla Walla Community College, Walla Walla, 99362, USA

⁵ Department of Biochemistry and Microbiology, University of Chemistry and Technology Prague, Prague, 160 00, Czechia

10 *Correspondence to:* Mary-Cathrine Leewis (mary-cathrine.leewis@agr.gc.ca)

Abstract. Phytoremediation can be a cost-effective method of restoring contaminated soils using plants and associated microorganisms. Most studies follow the impacts of phytoremediation solely across the treatment period and have not explored long-term ecological effects. In 1995, a phytoremediation study was initiated near Fairbanks, Alaska, to determine how the introduction of annual grasses and/or fertilizer would influence degradation of petroleum hydrocarbons (PHCs). After one year, grass and/or fertilizer treated soils showed greater decreases in PHC concentrations compared to untreated plots. The site was then left for 15 years with no active site management. In 2011, we re-examined the site to explore the legacy of phytoremediation on contaminant disappearance, as well as plant and soil microbial ecology. We found that the recruited vegetation, along with current bulk soil microbial community structure and function were all heavily influenced by initial phytoremediation treatment. The number of diesel-degrading microorganisms (DDM) was positively correlated with percent cover of vegetation on the site, which was influenced by initial treatment. Even 15 years later, the initial use of fertilizer had significant effects on microbial biomass and microbial community structure activities. We conclude that phytoremediation treatment has long-term, legacy effects on the plant community, which, in turn, impacts microbial community structure and function. It is therefore important to consider phytoremediation strategies that not only influence site remediation rates in the short-term, but that also prime the site for restoration of vegetation across the long-term.

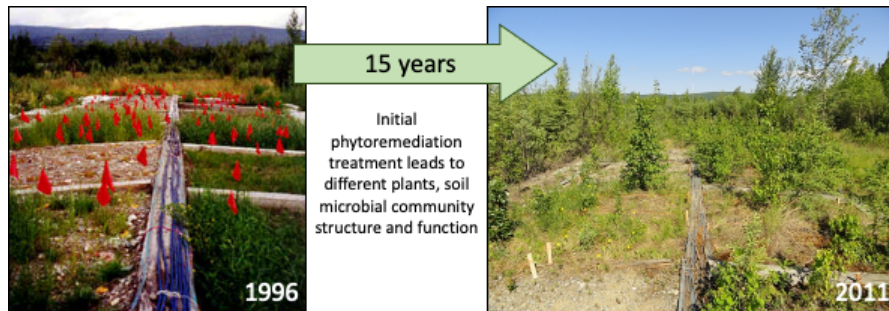
Deleted: increasing amounts

Deleted: and inversely correlated with PHC concentrations

Deleted: ,

Deleted: , and continued TPH disappearance

Graphical Abstract. Photos of study site in 1996 (left, photo credit: C.M. Reynolds) and in 2011 (right, photo credit: authors) showing changes in plant communities in the different soil types and phytoremediation treatment plots.



Copyright Statement

The works published in this journal are distributed under the Creative Commons Attribution 4.0 License. This licence does not affect the Crown copyright work, which is re-usable under the Open Government Licence (OGL). The Creative Commons Attribution 4.0 License and the OGL are interoperable and do not conflict with, reduce or limit each other.

© Crown copyright 2023

1 Introduction

45 There is a worldwide legacy of contamination from operational and abandoned mining and industrial sites, waste disposal sites, abandoned and active military installations, and other anthropogenic activities (Stow *et al.*, 2005; Pier *et al.*, 2002). In particular, petroleum hydrocarbons (PHCs) are widespread in the environment as a consequence of their broad use in society, posing serious human health hazards. In the state of Alaska, there are nearly 2,000 documented sites with contaminated soil, many of which contain petroleum (Alaska Department of Environmental Conservation Spill Prevention and
50 Response, 2015). The harsh climate and remote location of many communities at high latitudes pose unique challenges for contaminant remediation. Lack of road access can make traditional physical remediation methods difficult, cost-prohibitive, or even impossible (Kuiper *et al.*, 2004). Bioremediation offers a potentially affordable and feasible solution for contaminant clean-up in remote communities which are especially dependent on petroleum products for heat and transportation. Soil amendments, such as fertilizer or plants, can be used to stimulate the degradation of contaminants by indigenous soil
55 microorganisms and is often more cost effective in remote areas (Wenzel, 2009; Aken *et al.*, 2010; Leewis *et al.*, 2016b). The biodegradation of organic pollutants in plant-associated soils is hypothesized to be driven by the release of secondary plant metabolites (SPMEs) (Leewis *et al.*, 2016a; Musilova *et al.*, 2016). This is because soil bacterial communities which are plant-associated are able to use or transform SPMEs, such as phenols, through diverse groups of broadly specific enzymes such as aromatic ring-hydroxylating dioxygenases (Zubrova *et al.*, 2021). These enzymes have also been implicated in the
60 transformation and degradation of organic contaminants, such as PHCs, which are structurally similar to SPMEs (Leigh *et al.*, 2002; Singer *et al.*, 2003; Musilova *et al.*, 2016; Zubrova *et al.*, 2021).

The microbial and vegetative processes associated with biologically-based remediation strategies, i.e. phytoremediation and rhizoremediation, have been a focus of study for decades (Fletcher and Hegde, 1995; Siciliano and Germida, 1998; Palmroth *et al.*, 2002; Gerhardt *et al.*, 2009; Macek *et al.*, 2009; Glick, 2010). In many cases, remediation
65 treatment results in decreases in soil contaminant concentrations and changes in the soil microbial community (Liu *et al.*, 2015; Yergeau *et al.*, 2015; Bell *et al.*, 2013; Palmroth *et al.*, 2005; Leewis *et al.*, 2016a; Lopez-Echartea *et al.*, 2020). Many of these studies, however, focus on the short-term effects of treatment on microbial and vegetative communities and contaminant

Deleted: , which can be similar in chemical structure to the contaminant ...

70 transformation. Monitoring the long-term effects of contamination and subsequent treatment on soils, beyond the first few years of active site management or experimentation, is important to assessing the long-term impacts on ecological processes such as plant succession and microbial community function (Susarla et al., 2002; Mukherjee et al., 2014). Few studies have investigated the long-term effects of remediation treatments on PHC-contaminated soils; most focused on the effects of land-farming on contaminant concentrations (Loehr and Webster, 1996; Mills et al., 2006) without determining vegetation recruitment or effects of treatment on microbial communities. Other studies have explored the long-term effects of treatment and soil chemistry on microbial communities (Sutton et al., 2013; Liang et al., 2016), yet without determining the effects of treatment on vegetation recruitment. While these studies provide insight to the disappearance and biodegradation of legacy PHC contamination, even these comprehensive investigations stop short of fully characterizing the *in-situ* degradation and plant-associated changes in microbial communities that would be necessary for an integrative understanding of the effects of different remediation strategies on site ecology. More long-term studies of ecosystem recovery are essential to achieving an integrated understanding of how plant communities, remediation treatment, contaminant concentration, and microbial populations interact as sites change over time.

In a series of studies, we have sought to further understand the long-term (over-15-year) relationships between original phytoremediation treatment, colonizing vegetation, soil microbial communities, and the degradation of petroleum contaminants at an experimental site in interior Alaska (Leewis et al., 2013; Reynolds et al., 1997a; Reynolds and Koenen, 1997). The original phytoremediation experiment by Reynolds and colleagues was designed to investigate the effects of combinations of planting and fertilizer treatments on the remediation of soils contaminated with either crude oil or diesel fuel (Reynolds et al., 1997a; Reynolds and Koenen, 1997; Reynolds et al., 1999). In Leewis et al. (2013), we described changes in the soil chemistry, plant community composition, total petroleum hydrocarbon (TPH) concentrations, and bacterial community as determined by a molecular fingerprinting technique (i.e., terminal restriction fragment length polymorphism - T-RFLP) after 15 years without active site management. Papik et al., 2023 further explores the legacy of original treatment on the bacterial rhizosphere and endosphere communities (Papik et al., 2023). In the current study, we build upon this previous work and aim to i) evaluate the interactive effects of petroleum contamination and phytoremediation on site recovery over time; and ii) identify the factors that drive vegetation community structure, soil microbial community structure and function, and TPH.

Deleted: Here

Deleted: publications

Deleted: , we seek

Deleted: study

Deleted: ,

Deleted: The site was re-examined to assess the effects of the original treatment on hydrocarbon loss, plant community composition, and

Formatted: English (US)

Deleted: after 15 years without active site management

Deleted: total petroleum hydrocarbon (

Deleted:)

loss. Here, we report additional analyses of the same soil samples from Leewis *et al.* (2013) to further characterize the microbial community using: A) culture-based techniques to determine the ability of the soil community to use TPH as a carbon source (MPNs), B) phospholipid fatty acids (PLFAs) to fingerprint the entire soil community (including bacteria, fungi, and protozoa), and C) 16S rRNA gene sequencing to determine the identity of bulk soil bacterial community members. We additionally incorporated the newly analysed plant percent cover data, and previously reported soil chemistry, petroleum hydrocarbon, and plant community count data into statistical analyses of the microbial community.

2 Methods

2.1 Legacy Field Study Background and Site Description

In 1995, a phytoremediation field study was initiated by the Army Corps of Engineers Cold Regions Research and Engineering Laboratory (ACE CRREL) located in Fairbanks, Alaska (Reynolds *et al.*, 1997b, 1999; Reynolds and Koenen, 1997). The study sought to compare the effects of different phytoremediation treatments on two soil and contamination types: A) crude oil-contaminated soils collected from a gravel pad, or B) diesel-contaminated soils collected during the removal of an underground storage tank. The experiment was initiated at the ACE CRREL Farmers Loop Facility, where soils were placed in piles in adjacent lined areas. Each of the separate soil piles was then divided into individual plots (Fig. 1) which represented different phytoremediation strategies. The original phytoremediation treatment plots were; two plots not planted or fertilized (c1 & c2), one plot spread with fertilizer (f), one plot planted with annual ryegrass (*Lolium multiflorum*; p1), one plot planted with a mixture of annual ryegrass and Arctared fescue (*Festuca rubra*; 1:1 mixture, p2), one plot fertilized and planted with annual ryegrass (p1f), and one plot fertilized and planted with both ryegrass and fescue (p2f; Fig. 1C). Fertilizer was applied to soil surfaces by hand at approximately 620 g/m² of N, P, and K using a commercially available fertilizer (granular 20-20-10). Seeds were spread by hand at approximately 10.8 g/m².

Moved (insertion) [1]

Deleted: In Leewis *et al.*, 2013 we described the soil chemistry, plant community composition, TPH concentrations, and bacterial community as determined by a molecular fingerprinting technique (i.e., terminal restriction fragment length polymorphism - T-RFLP).

Deleted: ,

Deleted:

Deleted: analyzed

Deleted: TPH

Deleted: , as detailed below

Deleted: ¶

Deleted: -

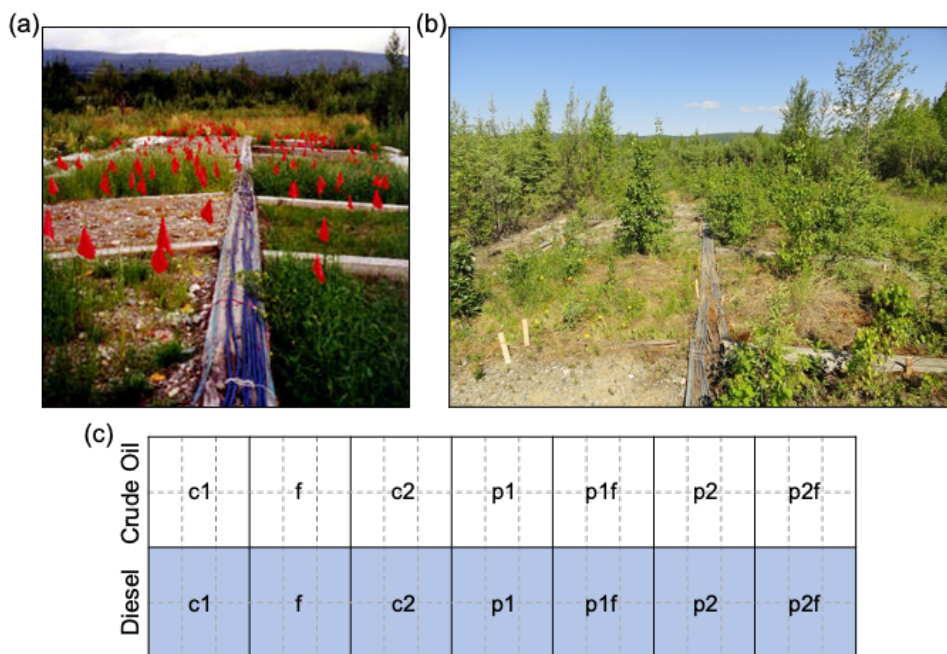


Figure 1. Overview of Site. Photos of study site in (A) 1996 (photo credit: C.M. Reynolds) and (B) in 2011 showing plant colonization of the different soil types and phytoremediation treatment plots. C) Overview of the original phytoremediation treatment plots (outlined in thick black lines). Half of the plots are soils from a gravel pad originally contaminated with crude oil (white background) and half are soils from near a leaking diesel fuel storage tank contaminated (grey background). The original treatments applied in 1995 were as follows: no treatment (c1, c2), planted with annual ryegrass (p1), a mix of annual ryegrass and Arctared fescue (p2), treated with fertilizer (f), and/or no added nutrients (no “f” indicated). For this follow-up study, original plots were each subdivided into six subsections (outlined in dashed grey lines) to allow for pseudo-replication.

Formatted: Line spacing: 1.5 lines

Moved down [2]: After 238 days of treatment, TPH concentrations in soils treated with plants or fertilizer (p, f, p2) and soils without any amendment (c1, c2) decreased relative to the initial (day 0) TPH measurements (Table 1). Soils treated with both plants and fertilizer (pf, p2f) had significantly lower TPH concentrations than the untreated soils (c1, c2) after 238 days of treatment (Reynolds et al., 1997a; Reynolds and Koenen, 1997; Reynolds et al., 1999). After completion of the initial phytoremediation project in 1996, the site was not actively managed for approximately 15 years, with no nutrient or re-seeding amendments made.

Deleted:

Deleted: Table 1. Soil TPH measurements from each plot. For each plot three subsections were measured, data presented as average and standard error. Soil TPH measurements are presented for three time points: after one month of phytoremediation treatment (1995), one year of treatment (1996) and 16 years of treatment (2011). Data reaggreated from (Reynolds et al., 1997b, a; Leewis et al., 2013)

Formatted: Font: 11 pt

Formatted: Justified, Line spacing: 1.5 lines

2.2 Sample Collection and Vegetation Characterization

170 In June 2011, we initiated a follow-up study of the initial phytoremediation experiment to determine the continuing influence of original treatment on current TPH concentrations, microbial community presence and abundance, and plant community composition. Due to the lack of replication in the original study design, we divided each of the original treatment plots into six 1 x 1.5 m² “subsections” (Fig. 1C). From each subsection, we collected soil samples into both sterile plastic zip-top bags for microbial analyses and a glass jar with Teflon lined lids for TPH analysis. Samples were sieved through a sterile
175 2.5 mm sieve and stored at A) -80 °C for molecular and TPH analysis or, B) at 4 °C for culture-based microbial assays (i.e., most-probable number analyses - MPN) which took place within one week of collection. Due to the number of subsamples and to reduce the overall costs of analyses, we conducted analyses on the following number of subsections per plot: A) culturable diesel degrading microorganisms (DDM) – six subsections, B) PLFAs – four subsections, C) bacterial community structure and TPH – three subsections. Reported values are averages with standard deviations.

180 At the time of soil sampling, we also photographed each individual subsection to estimate percent cover of vegetation. Vegetation coverage was classified into four “types”: grasses (including live and dead), forbs (herbaceous flowering plants; for example, fireweed, dandelions, vetch, *Oxytropis*, etc.), trees, and bare ground (including crusts and moss cover). Each photo was overlain with a 5 x 5 grid, and if an individual block within the grid was covered more than 50% with a vegetation type, then that block was counted as positive for that vegetation type (Vanha-Majamaa et al., 2000; Chen et al., 2010).

185 2.3 Phospholipid Fatty Acid (PLFA) Assay

PLFA extractions and analyses were performed following the methods of (Wu et al., 2009) with minor modifications as follows. Each soil sample (ca. 4.8 g) was freeze-dried and the weight after freeze-drying was recorded for data analysis. All drying steps were performed with N₂ at a temperature below 40 °C. Phospholipids were extracted using 8 mL methanol (HPLC grade, Fischer Scientific, Pittsburgh, PA). Fatty acid methyl esters were extracted using hexane (3 x 1 mL) and then were dried
190 under N₂ (HPLC-grade hexane, EM, (Germany). Prior to GC analysis, 80 µL of the internal standard, methyl nonadecanoate (0.737 nmol/µL; Sigma-Aldrich, Switzerland), was added and the samples were dried completely. The samples were then dissolved in 80 µL hexane and analyzed on an Agilent 6890 N Gas Chromatograph, using an Agilent 19091B-102 (25.0m x 200µm x 0.33µm) capillary column, and MIDI peak identification software using an internal standard (Version, 6.1; MIDI

Formatted: Font: Italic

Moved up [1]: In Leewis *et al.*, 2013 we described the soil chemistry, plant community composition, TPH concentrations, and bacterial community as determined by a molecular fingerprinting technique (i.e., terminal restriction fragment length polymorphism - T-RFLP). Here, we report additional analyses of the same soil samples to further characterize the microbial community using: A) culture-based techniques to determine the ability of the soil community to use TPH as a carbon source (MPNs), B) phospholipid fatty acids (PLFAs) to fingerprint the entire soil community (including bacteria, fungi, and protozoa), and C) 16S rRNA gene sequencing to determine the identity of bulk soil bacterial community members. We additionally incorporated the newly analyzed plant percent cover data, and previously reported soil chemistry, TPH, and plant community count data into statistical analyses of the microbial community, as detailed below. ¶

Inc., Newark, DE). PLFA biomarkers and biomass were assigned to microbial groupings as outlined in Table S1 (Song et al.,
210 2008; Kaiser et al., 2010; Ngosong et al., 2012; Stella et al., 2015; Oburger et al., 2016; Polivkova et al., 2018).

2.4 Enumeration of Diesel-Degrading Microorganisms

The abundance of culturable aerobic DDM was determined by a 96-well plate most-probable-number (MPN) method adapted from (Haines et al., 1996), following the modifications detailed in Leewis *et al.*, (2016a). Soils were stored at 4 °C and processed within a week of collection. Briefly, microorganisms were extracted from triplicate soil samples in a solution
215 of 1% w/v sodium pyrophosphate (Fisher Scientific, USA) with 3 g of sterile glass beads by shaking horizontally for 1 h,
followed by 30 min of settling. This suspension was used to create a 10-fold serial dilution in Bushnell-Haas medium for
each sample in triplicate, along with positive and negative controls. After inoculation, filter-sterilized diesel fuel oil #2 was
added to each test well as the sole-carbon source. Plates were then incubated in the dark at room temperature for 14 days, after
which we added a sterile indicator dye (3 g·L⁻¹ p-iodonitrotetrazolium; MP Biomedicals, USA) to each well to indicate the
220 presence of active respiring microorganisms. After 48 hours, wells were scored according to the presence of a red or pink
colour and MPN values calculated using previously published MPN tables (Man, 1983).

Formatted: Superscript

2.5 Amplicon Preparation and Sequencing

Soil DNA was extracted from a 0.5 g soil subsample using the FastDNA SPIN kit for soil (MP Biomedicals, Ohio, USA) following the manufacturer's instructions. DNA was eluted into 50 µL of water and stored at ~~-20~~ °C until analysis. DNA
225 concentrations were evaluated by measuring absorbance at 260 and 280 nm using a NanoDrop ND-1000 Spectrophotometer (Thermo Fischer Scientific, USA). Region V4-V5 of the 16S rRNA gene were amplified using primers 563-577F, 5'-AYTGGGYDTAAAGNG-3', and 926-909R, 5'-CCGCAATTCMTTTRAGT-3' (Uhlik et al., 2012; Cole et al., 2009). Each of the primers was synthesized with sequencing adaptors (454 Sequencing Application Brief No. 001-2009, Roche), the forward primer was also modified with different barcodes (454 Sequencing Technical Bulletin No. 005-2009, Roche) to allow
230 for multiple samples to be pooled for sequencing. The PCR mixture (final volume, 25 µl) contained 1 µl each primer (10 µM), 0.5 µl dNTP mix (10 mM), 2.5 µl FastStart 10 X Buffer #2, 0.25 µl FastStart HiFi Polymerase (5 U/µl), and 18.75 µl molecular biology grade water (Roche). The following thermal cycling scheme was used: initial denaturation at 95 °C for 3 min and 30

Deleted: 20

cycles of denaturation at 95 °C for 30 sec, annealing for 1 min at 55 °C, and extension at 72 °C for 1.5 min, followed by a final
235 extension period at 72 °C for 10 min. Each PCR product was obtained in three parallel reactions, the resulting preparations
were mixed, purified using Pure-Link PCR purification kit (Invitrogen, USA) and pooled for downstream sequencing. Roche
454 GS FLX Titanium sequencing (454 Life Sciences, USA) was performed on pooled reactions at the Utah State University
Center for Integrated Biosystems, Logan, Utah, USA. It should be noted that although older technologies, such as 454-
pyrosequencing, are known to suffer from drawbacks such as limited read depth and higher error rates in repeated complex
240 sequences (e.g. homopolymer regions), they can still provide a comparable and comprehensive overview of environmental
communities and biodegradation processes as assessed by other sequencing technologies, including Illumina MiSeq (Lauber et
al., 2009; Bell et al., 2011; Luo et al., 2012; Goordial et al., 2016; Akaçin et al., 2022).

Deleted: decreased

Deleted: ,

2.6 Sequence Analyses

Raw pyrosequencing data (*.sff files) were processed using the mothur software package version 1.45.3 and following
245 the standardized operating procedure (Schloss et al., 2011), accessed July 2021, with minor modifications as described
previously (Uhlík et al., 2012). Sequences with > 3% sequence similarity were grouped into the same operational taxonomic
units (OTUs). These were then classified by mothur-implemented RDP reference files (trainset18_062020; accessed July 2021)
(Wang et al., 2007; Cole et al., 2014) and sequences associated with mitochondria, chloroplasts, archaea, eukaryote, and
unknown Kingdoms were removed. Data were then rarefied to the minimum library size of 3537 sequences. Pyrosequencing
250 reads were deposited in NCBI Short Read Archive under bioproject number PRJNA950456. All coding for bioinformatics
analyses is available at github.com/mcleewis/FarmersLoop.

2.7 Statistical Analyses

All statistical analyses were performed in R version 3.6.1 (R Core, 2018). To determine difference in the means of
variables, we used a Kruskal-Wallis (KW) rank sum test with original treatment as the factors. We then used a pairwise
255 Wilcoxon test with no assumption of equal variance and corrected for multiple comparisons using a Benjamini–Hochberg (BH)
correction to further test differences between individual original treatments. Kendall's tau rank correlation tests (τ) were used
to examine relationships between independent variables.

Deleted: Pearson's

Deleted: correlations

Deleted: r

Formatted: Font: Times

Formatted: Font: Times, 10 pt

Alpha and beta diversity metrics were calculated using the phyloseq package (McMurdie and Holmes, 2013) on rarefied bacterial sequence data and tested using the vegan package (Oksanen et al., 2017). The influence of treatment and soil properties on bacterial communities was visualized using non-metric multidimensional scaling (NMDS, *metaMDS()*) with vector fitting of associated soil and plant data (*envfit()*) and tested using a permutational multivariate analysis of variance (PERMANOVA, *adonis()*). For multivariate analyses, PFLA data were not aggregated as in Table S1, but treated as individual biomarkers. Strongly autocorrelated soil chemical data was removed from the vector fitting prior to analysis (*cor()*, Pearson's $r > 0.70$), P-values were corrected using the *p.adjust* function (*method = "BH"*). The relationship between microbial community structure and measured soil properties was assessed using a Mantel test (*mantel()*). Multi-response permutation procedure (MRPP, *mrpp()*) was used to test the influence of original treatment or soil type on microbial community structure. Multivariate testing of the microbial community was conducted using the Bray-Curtis dissimilarity measure (*distance = "bray"*) and significance quantified using permutations tests (*permutations = 999*). Major OTUs representing more than 2% of the total communities were depicted in a heat map using the *heatmap2* function. Differential sequence analysis was conducted using the DESeq2 (Love et al., 2014) R package, with p-values adjusted for multiple comparison with Benjamini-Hochberg (BH) correction. All coding for statistical analyses is available at github.com/mcleewis/FarmersLoop.

3. Results

3.1 Prior Findings on TPH, Soil Properties, and Plant Communities

The results detailing soil chemistry and TPH concentrations are previously described in detail in (Lewis et al., 2013); we briefly summarize those findings here (Table S2, S3). The initial TPH concentrations measured in crude oil-contaminated soils was 6,070 ppm, and 8,350 ppm in diesel-contaminated soils (Reynolds et al., 1997b, a). In 1996, after almost a year of treatment, crude oil-contaminated soils were 27% - 47% lower than initially measured concentrations. In diesel-contaminated soils, soil TPH concentrations were 65% - 87% lower than initial measurements (Table S2).

After 238 days of treatment, TPH concentrations in soils treated with plants or fertilizer (p1, f, p2) and soils without any amendment (c1, c2) decreased relative to the initial (day 0) TPH measurements (Table S2). Soils treated with both plants and fertilizer (p1f, p2f) had significantly lower TPH concentrations than the untreated soils (c1, c2) after 238 days of treatment

Moved (insertion) [3]

Deleted: 1

Deleted: and S2

Deleted: -

Formatted: Not Highlight

Formatted: Not Highlight

Deleted:

Deleted: -

Deleted: 1

Moved (insertion) [2]

Deleted: 1

(Reynolds et al., 1997a; Reynolds and Koenen, 1997; Reynolds et al., 1999). After completion of the initial phytoremediation project in 1996, the site was not actively managed for approximately 15 years, with no nutrient or re-seeding amendments made. As previously reported, we found that increased TPH disappearance was associated with increased numbers of native trees and shrubs such as willow (*Salix* spp.), birch (*B. neolaskana*), white spruce (*S. glauca*), and balsam poplar (*Populus balsamifera*), regardless of the original phytoremediation treatment (Leewis et al., 2013).

3.2 TPH and Soil Chemistry

In 2011, soil TPH concentrations were 80 - 95% lower than the concentrations measured in 1996 (Table S2). Concentrations of remaining TPH were higher in crude oil-contaminated soils (ca. 631 – 760 ppm) compared to diesel-contaminated soils (ca. 319 – 430 ppm). Differences in lingering TPH concentrations may be associated with the original soil contaminant, as crude oil contains a more recalcitrant compounds than refined diesel fuels, or the soil quality itself, as the gravely crude oil-contaminated soils were more nutrient poor compared to diesel-contaminated soils (Table S3). However, after 15 years of treatment no one treatment resulted in significantly more reduction of TPH concentrations ($P > 0.05$; Table S2).

Unfortunately, the initial 1995-1996 investigation did not include measurements of soil chemistry or texture; those data are only available for soils collected in 2011 (Table S3). Overall, diesel-contaminated soils were significantly higher in total carbon, $\text{NO}_2\text{-N}$, and K, with finer soil texture than crude oil-contaminated soils (KW $P < 0.01$). Soils which had been originally fertilized remained significantly higher in total P and K compared to unfertilized soils (KW $P < 0.001$), regardless of contaminant type.

3.3 Long-term Responses of Plant Community to Phytoremediation Treatment

After 15 years with no active site management, the plant community within each treatment plot changed significantly from the first establishment of the site in 1995, and none of the originally planted grasses were present at the time of sample collection (Leewis et al., 2013). Plant communities differed according to soil type (MRPP $A = 0.175$, $P = 0.001$): in the finer-textured diesel-contaminated soils, there were more, and larger, woody plants (e.g., *Salix* spp., *Populus* spp., *Betula neolaskana*, and *Picea glauca*) present when compared to the crude oil-contaminated soils (Table S4, Fig. S1). The crude oil

Deleted: 1

Deleted: 1

Moved up [3]: The results detailing soil chemistry and TPH concentrations are described in detail in (Leewis et al., 2013); we briefly summarize those findings here (Table 1 and S2). The initial TPH concentrations measured in crude-oil-contaminated soils was 6070 ppm, and 8350 ppm in diesel-contaminated soils (Reynolds et al., 1997b, a). In 1996, after almost a year of treatment, crude-oil-contaminated soils were 27% - 47% lower than initially measured concentrations. In diesel-contaminated soils, soil TPH concentrations were 65% - 87% lower than initial measurements (Table 1). In 2011, soil TPH concentrations were 80 - 95% lower

Formatted: Indent: First line: 0.5"

Deleted: -

Deleted: -

Deleted: -

Deleted: coarser in texture

Deleted: S2

Deleted: S2

Deleted: -

Deleted: oil

Formatted: Subscript

Deleted: 2

Deleted: S3

plots, with soils that originated from a gravel pad, were more heavily colonized by non-native plants from the family *Fabaceae* such as *Taraxacum officinale* (dandelion), *Vicia cracca* (common vetch), and *Trifolium hybridum* (clover). Native plants including *Ledum decumbens* (Labrador Tea), *Epilobium angustifolium* (fireweed), along with willow (*Salix* spp.), spruce (*Picea* spp.), and poplar seedlings (*Populus* spp.) were present throughout the site, regardless of soil type (i.e., crude oil-contaminated gravelly soils or diesel-contaminated fine-textured soils). Further exploration found that original phytoremediation treatment explained 63% of the variation in the current plant community structure (PERMANOVA CO: $P = 0.001$, $R^2 = 0.630$, $F = 3.978$; DE: $P = 0.001$, $R^2 = 0.635$, $F = 4.077$). In both soil types, plots originally fertilized had greater coverage with grasses and less bare ground than other plots, on average 53% and 38% of area covered by grasses in crude oil and diesel plots respectively (Fig. 2, S1). Crude oil-contaminated soils had more bare ground than diesel-contaminated soils (39% and 13% respectively). In crude oil-contaminated soils, originally untreated plots had an average of 44% bare ground, and those initially planted 79% bare ground. Plots not originally fertilized had more coverage of trees compared to other plots, on average 16% in crude oil and 66% with tree coverage in diesel contaminated plots not originally fertilized (Fig. 2, S2).

Deleted: coarser-textured soils

Deleted: coarse

Deleted: -textured

Deleted: s

Deleted:

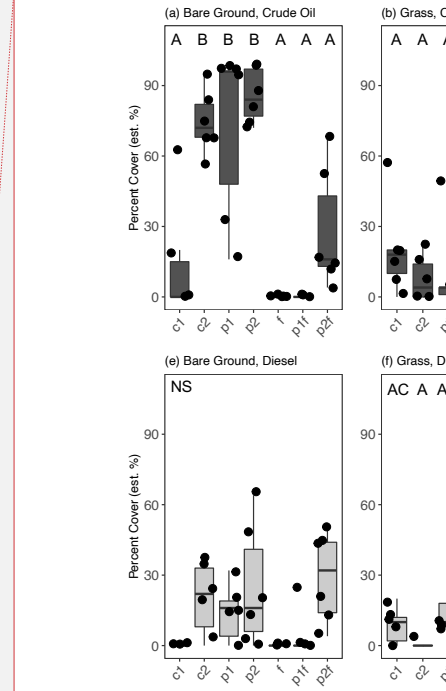
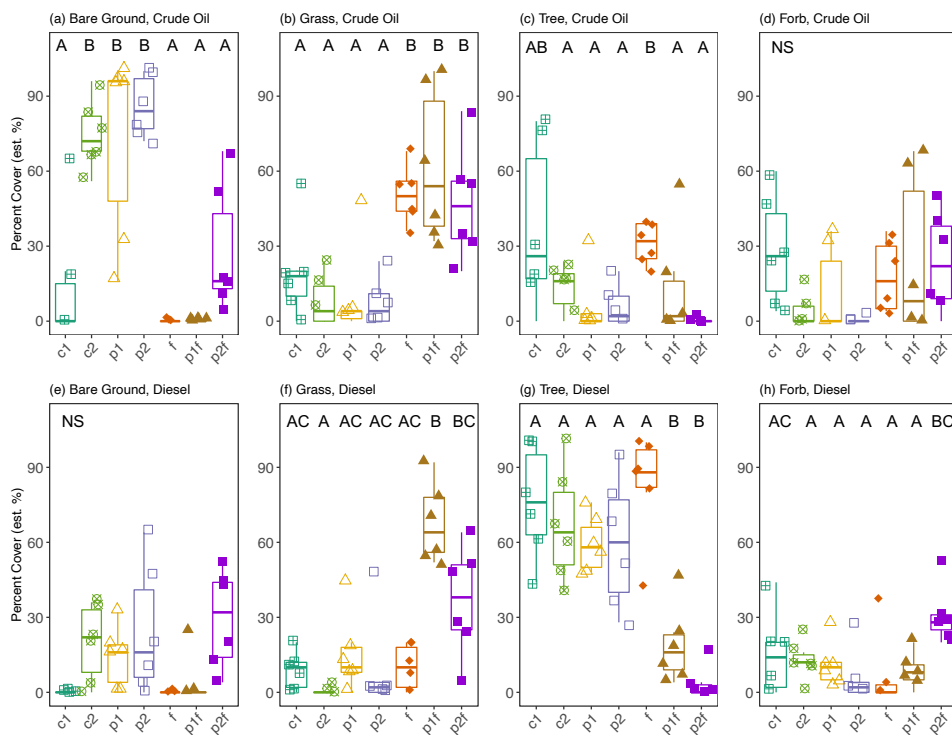
Formatted: Not Highlight

Deleted:

Deleted:)

Deleted: Original phytoremediation treatment explained 63% of the variation in the current plant community structure (PERMANOVA CO: $P = 0.001$, $R^2 = 0.630$, $F = 3.978$; DE: $P = 0.001$, $R^2 = 0.635$, $F = 4.077$).

Deleted: As previously reported, we found that increased TPH disappearance was associated with increased numbers of native trees and shrubs such as willow (*Salix* spp.), birch (*B. neoalaskana*), white spruce (*S. glauca*), and balsam poplar (*Populus balsamifera*), regardless of the original phytoremediation treatment (Leewis et al., 2013). †



Deleted:

Figure 2. Estimated percent cover of vegetation groups in either Crude Oil (dark grey) or Diesel (light grey) plots.

375 Measurements were based on visual estimates in each of the six sub-plots. The values shown are means with 95% confidence intervals (N = 6), note y-axes have different scales. Treatments indicated are as follows: no treatment (c1, c2), planted with annual ryegrass (p1), a mix of annual ryegrass and Arctared fescue (p2), treated with fertilizer (f), and/or no added nutrients (no “f” indicated). Significant differences in percent cover are indicated by different letters, “NS” indicates no significant differences found.

380

Deleted: :

3.4 Quantity of Diesel-Degrading Microorganisms is associated with TPH, Vegetation

To assess the ability of the soil community to use petroleum hydrocarbons (PHC) as a carbon source, we measured the MPN of culturable DDMs across all the treatment plots (Fig. 3A). Overall, there were significantly more DDM in the crude, oil-contaminated, gravely soil (average 5.57 ± 0.71 log MPN / g soil) than diesel-contaminated soils (4.31 ± 0.77 log MPN / g soil; $P < 0.05$ CO vs DE; Fig. 3A). We also found differences in the amount of DDM associated with the original phytoremediation treatment: in the crude oil soils, an initially untreated plot (6.34 ± 0.24 log MPN / g soil) and the fertilizer-only plot (6.43 ± 0.61 log MPN / g soil) had the highest numbers of DDM ($P < 0.04$, Kruskal-Wallis). In diesel soils, one initially untreated plot had significantly higher numbers of DDM (5.35 ± 0.81 log MPN / g soil) than the other treated plots ($P < 0.04$, Kruskal-Wallis).

We next examined the relationship between DDM and other factors on the site at the time of collection, including TPH concentrations and current vegetation. There was a weak trend between counts of DDM and TPH concentrations in both soil types in which increased counts associated with decreased TPH concentrations, although this relationship was not significant in either crude oil or diesel-contaminated soils (Fig. S2A, S2B). In both crude oil and diesel soils, there was a positive relationship between DDM and the percent of vegetation coverage in all plots (i.e. no bare ground), although this relationship was only significant in crude oil-contaminated soils (CO: Kendall's $\tau = 0.3512$, $P = 0.0025$; DE: Kendall's $\tau = -0.0367$, $P = 0.7623$; Fig. S3A, 3B). We further explored this plant-contaminant relationship and found a significant positive relationship between DDM and the percent cover of trees in the crude oil plots (Kendall's $\tau = 0.3550$, $P = 0.0026$; Fig. S2C), but not in the diesel plots (Fig. S2D). In crude oil plots there was also significant relationship between the amount of bare ground and lower DDM (Kendall's $\tau = -0.3512$, $P = 0.0025$), but no similar relationship was found in the diesel-contaminated plots (Kendall's $\tau = 0.0367$, $P = 0.7623$). There was no statistically significant relationship found between percent coverage of grasses or forbs and DDM in either contamination type ($P > 0.06$).

Deleted: 3

Deleted: PHC

Deleted: a

Deleted: -

Deleted: S1

Deleted: -

Deleted: inverse relationship

Deleted: correlated

Deleted: to

Deleted: less strong in

Deleted: -

Deleted: soils

Deleted: Pearson's $r = -0.297$, $P = 0.191$,

Deleted: 3

Deleted: than in the diesel-contaminated soils (Pearson's $r = -0.387$, $P = 0.083$, Fig. 3B)

Deleted: -

Deleted: the number of plants on the site

Deleted: crude

Deleted: Pearson's $r = 0.362$, $P = 0.019$

Deleted: ($P = 0.005$, Pearson's $r = 0.586$)

Deleted: -

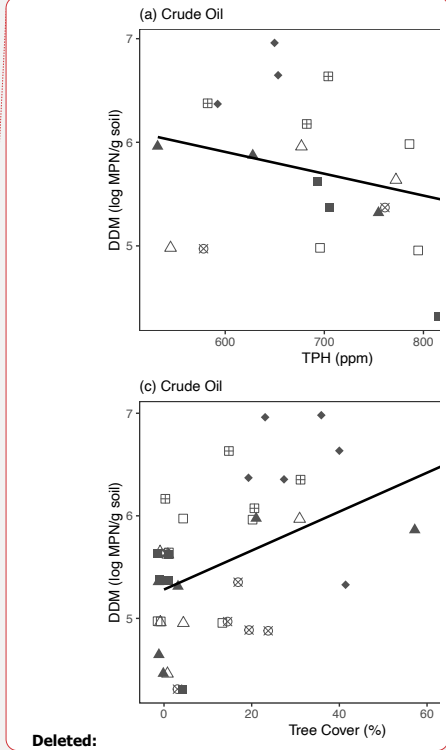
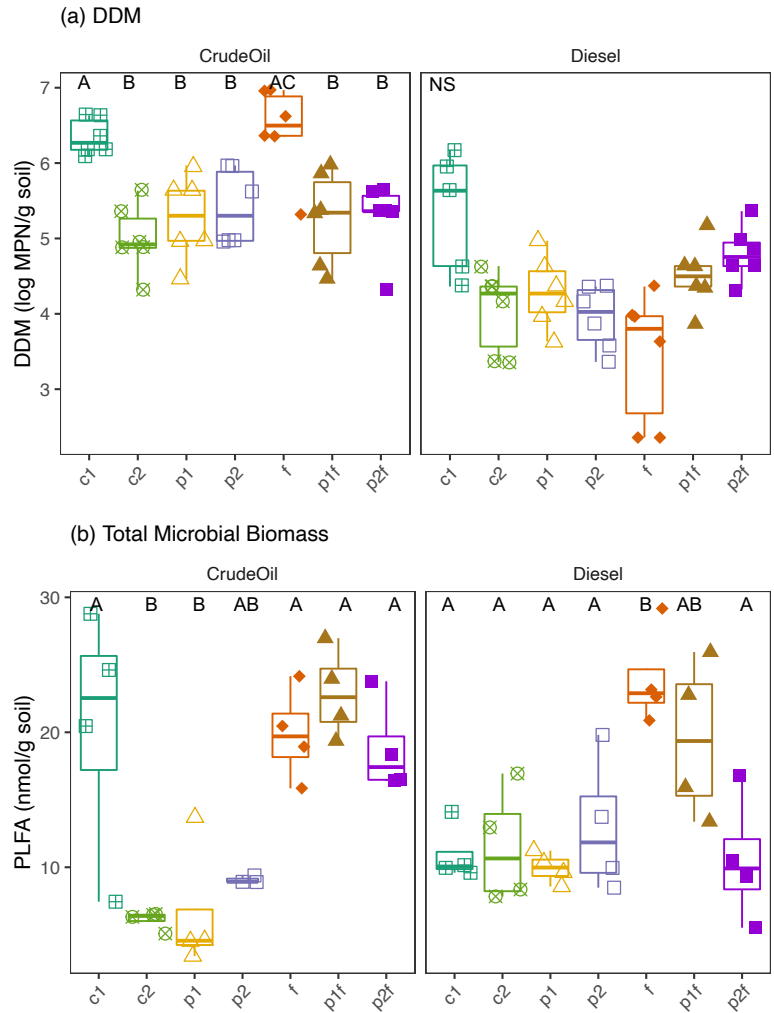
Deleted: Fig. 3C

Formatted: Not Highlight

Deleted: Fig. 3D

Formatted: Not Highlight

Formatted: Font: Italic



430

Figure 3, Measures of A) Most probable number (MPN) of diesel degrading microorganisms or B) total microbial biomass as measured by PLFA biomarkers in either Crude Oil (dark grey) or Diesel (light grey) soils. Measurements

- Formatted: Font: Times, Bold, Not Italic
- Formatted: Font: Times, Bold, Not Italic
- Formatted: Indent: Left: 0"

were based on 10 triplicate 1 g soil samples. The values shown are means with 95% confidence intervals (N = 6).
Treatments indicated are as follows: no treatment (c1, c2), planted with annual ryegrass (p), a mix of annual ryegrass and Arctared fescue (p2), treated with fertilizer (f), and/or no added nutrients (no "f" indicated). Significant differences in percent cover are indicated by different letters. "NS" indicates no significant differences found.

Formatted: Font: Times, Bold

Formatted: Font: Times, Bold, Not Italic

3.5 Soil Microbial Communities are Influenced by Treatment and Vegetation

Microbial biomass was significantly influenced by both the original phytoremediation treatment and soil type (i.e. crude oil-contaminated soils or diesel-contaminated soils), as indicated by analysis of PLFAs. Total microbial biomass was generally higher in plots which had been fertilized compared to plots that had not received original fertilization (Fig. 3, $P < 0.05$, Kruskal-Wallis), but there was no clear trend between grouped PLFA biomarkers and initial treatment (Fig. S4).
However, we did find a significant association between total microbial biomass and estimated total percent cover of vegetation in all plots (Fig. S3; CO: Kendall's $\tau = 0.6101$, $P < 0.0001$; DE: Kendall's $\tau = 0.3012$, $P = 0.0374$). We further explored the influence of original treatment and soil properties on microbial community structure as defined by PLFA biomarkers using PERMANOVA. Most variation in the composition of PFLA biomarkers was explained by original phytoremediation treatment (CO contaminated soils: 82%, DE contaminated soils 61%) and by the presence of fertilizer in that treatment (CO contaminated soils: 36%, DE contaminated soils 24%; Table 1). In diesel soils, the concentration of TPH and NO_3^- explained ca. 20% variation in the composition of PLFA biomarkers (Table 1). In crude oil soils, other measured soil properties, such as percent C, pH, NO_3^- , K, P, and CEC, also significantly explained variation in the composition of PLFA biomarkers (Table 1). In crude oil-contaminated soils coverage of grasses, amount of bare ground, and (marginally) coverage of forbs were significantly associated with variation in the composition of PLFA biomarkers (Table 1).

Deleted: Figure 3: Relationship between the number of culturable diesel-degrading microorganisms (DDM) and total petroleum hydrocarbon concentrations (TPH; A & B) or percent cover of trees (C & D) in soils contaminated with crude oil (A & C) or diesel (B & D). Solid symbols indicate treatments originally fertilized. Treatments indicated are as follows: no treatment (c1, c2), planted with annual ryegrass (p1), a mix of annual ryegrass and Arctared fescue (p2), treated with fertilizer (f), and/or no added nutrients (no "f" indicated).
3.4 Microbial Biomass is Influenced by Contaminant and Treatment

Both the original phytoremediation treatment and soil type (i.e. crude oil-contaminated coarse-textured soils or diesel-contaminated fine-textured soils) significantly influenced microbial biomass, as indicated by analysis of PLFAs. Total microbial biomass was generally higher in plots which had been fertilized compared to plots that had not received original fertilization (Table S4 & Fig. S2, $P < 0.01$, Kruskal-Wallis). The same held true for all other individual PLFA biomarkers ($P < 0.05$, Kruskal-Wallis) in both crude-oil and diesel plots. The one exception was in the crude oil plots, where PLFAs associated with Actinobacteria were not significantly lower in originally fertilized plots ($P = 0.188$ Kruskal-Wallis; Table S4 & Fig. S2). Plots originally unplanted and unfertilized ("control"), or plots originally planted only with ryegrass ("planted", $P < 0.02$, Kruskal-Wallis) had the lowest overall microbial biomass in both crude oil and diesel soils.

Deleted: 5

Deleted: B

Deleted: significantly influenced microbial biomass

Formatted: Not Highlight

Deleted: We further tested

Deleted: 2

Deleted: 2

Deleted: F

Deleted: 2

Deleted: 2

Table 1. Association of soil microbial community structure, as measured by PLFA biomarkers or 16S rRNA gene sequencing, with factors such as original treatment type, presence of fertilizer in original treatment, amount of vegetation present on the site at the time of sample collection, or soil nutrient and structure data. P values adjusted for multiple comparisons using BH.

Deleted: 2

Factor	Crude Oil						Diesel					
	PLFA			16S rRNA			PLFA			16S rRNA		
	R2	P (adj)	F	R2	P (adj)	F	R2	P (adj)	F	R2	P (adj)	F
Original												
Phytoremediation												
Treatment	0.82	0.0037	10.46	0.64	0.0037	4.14	0.61	0.01792	3.59	0.58	0.004	3.23
Fertilization	0.36	0.0059	10.48	0.30	0.0037	8.07	0.24	0.0328	6.07	0.22	0.0037	5.31
Tree (% cover)	0.12	0.1472	2.67	0.10	0.0747	2.1634	0.05	0.3264	1.10	0.11	0.0160	2.46
Grass (% cover)	0.32	0.008	8.88	0.24	0.0053	5.9332	0.02	0.6330	0.39	0.12	0.0213	2.51
Forb (% cover)	0.20	0.057	4.70	0.11	0.0747	2.3772	0.08	0.2400	1.69	0.07	0.2240	1.39
Bare Ground (% cover)	0.62	0.0053	31.64	0.30	0.0053	8.0259	0.09	0.2400	1.80	0.06	0.3264	1.15
TPH	0.07	0.2987	1.36	0.05	0.3837	1.08	0.21	0.0470	4.98	0.11	0.0215	2.33
pH	0.57	0.0037	25.07	0.31	0.0037	8.57	0.19	0.0645	4.39	0.19	0.004	4.45
NO3-	0.35	0.0059	10.56	0.16	0.016	3.63	0.27	0.01704	7.05	0.07	0.179	1.46
P	0.28	0.026	7.55	0.25	0.0037	6.39	0.08	0.26437	1.63	0.20	0.006	4.77
K	0.53	0.0059	21.46	0.31	0.0037	8.34	0.02	0.10095	0.39	0.16	0.004	3.51
CEC	0.51	0.0037	20.00	0.22	0.0037	5.35	0.11	0.168	2.43	0.11	0.026	2.24
%C	0.52	0.0037	20.98	0.25	0.0037	6.40	0.12	0.12821	2.64	0.07	0.176	1.46
Sand	0.07	0.3007	1.33	0.04	0.6623	0.77	0.02	0.748	0.32	0.10	0.037	2.11
Silt	0.04	0.4947	0.78	0.04	0.7249	0.69	0.02	0.70158	0.41	0.12	0.017	2.56
Clay	0.04	0.4995	0.78	0.11	0.064	2.31	0.09	0.192	1.98	0.11	0.008	2.31

Ordination of individual PLFA biomarkers indicated that soil community structure was most strongly associated with soil type (Fig. S5A), and when split by soil type there was also an influence of original phytoremediation treatment (Fig. 4A, 4B). We tested the strength of these associations and found the relationship between original treatment and PLFA-derived biomarkers was stronger in the crude oil-contaminated soils (MRPP A = 0.542, $P = 0.001$) than the diesel-contaminated soils (MRPP A = 0.268, $P = 0.005$). A vector-fitting method used to interpret the ordinations using measured soil chemical properties indicated that in the crude oil soils several factors were significantly associated with the distribution of all PLFA biomarkers in ordination space, particularly in plots that were initially fertilized which were associated with increase soil nutrients (e.g., P, K) and other metrics of soil health (e.g., near neutral pH, CEC, and %C; Fig. 4A). In diesel-contaminated soils however, only NO_3^- was associated with the distribution of PLFA biomarkers in ordination space (Fig. 4B).

Deleted: ¶

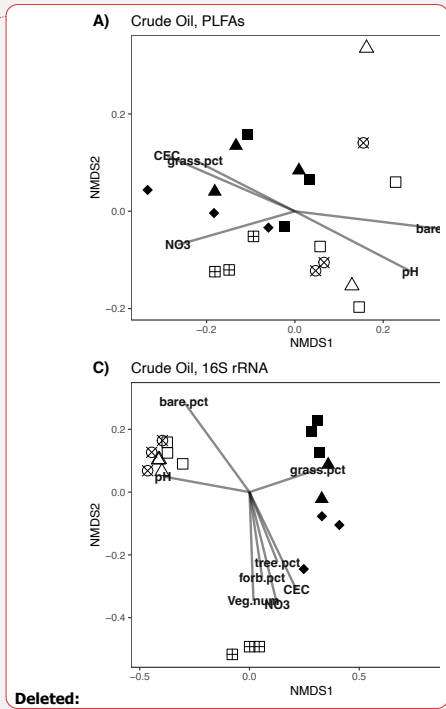
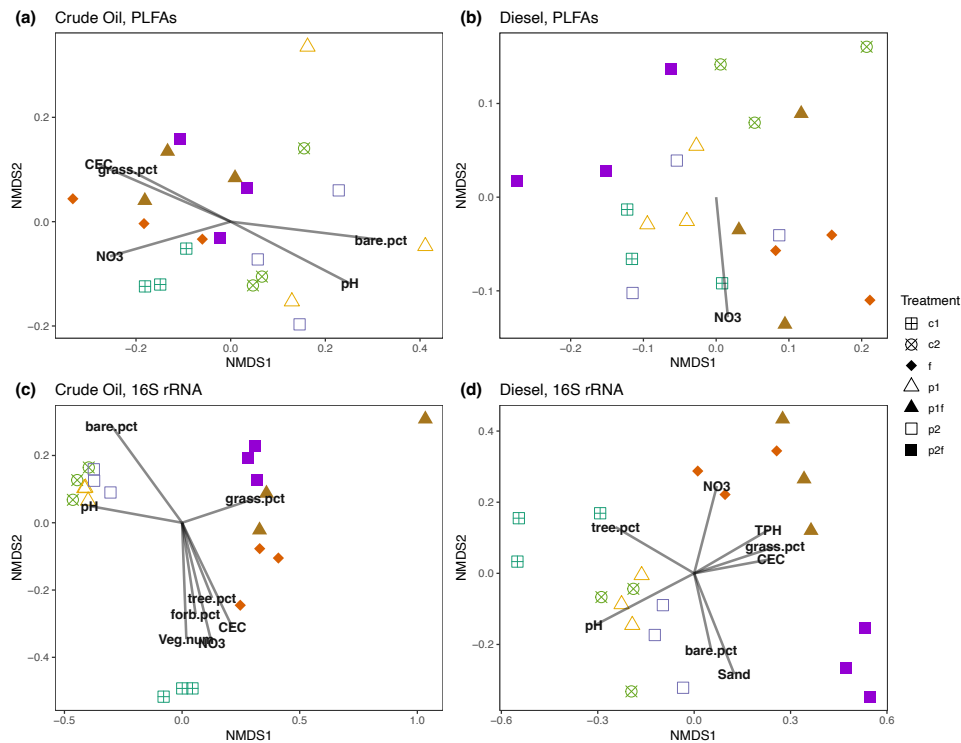
Deleted: ¶

Deleted: type

Deleted: /B

Deleted: -

Deleted: -



515 **Figure 4. Non-metric multidimensional scaling ordination analysis (NMDS) of soil PLFAs (A & B) or 16S rRNA genes (C & D) from crude oil (A, C) or diesel (B, D) contaminated soils, with subsequent fitting of environmental vectors onto the ordination ($P < 0.05$). The vectors are as follows: NO₃ = nitrate, CEC = cation exchange coefficient, Veg.num = total vegetation counts (excluding trees), Tree.num = total number of trees, TPH = total petroleum hydrocarbons, Sand = soil texture (i.e., %sand, % silt, % clay). Solid symbols indicate treatments originally fertilized. Treatments indicated are as follows: no treatment (c1, c2), planted with annual ryegrass (p1), a mix of annual ryegrass and Arctared fescue (p2), treated with fertilizer (f), and/or no added nutrients (no “f” indicated).**

520

525 Analysis of bacterial community structure using 16S rRNA gene sequencing revealed the strong influence of soil type
(diesel-contaminated silty soil vs crude oil-contaminated gravelly soil) on the soil community (Fig. S5B). Alpha diversity of
the bacterial community as measured by the Shannon Index was higher in the crude oil soils when compared to the diesel-
contaminated soils (Fig. S6; $P = 0.0005$, Kruskal-Wallis). When separated by soil type, bacterial communities were
significantly associated original phytoremediation treatment; plots that were originally fertilized grouped separately from other
treatments (CO MRPP $A = 0.214$, $P = 0.013$; DE MRPP $A = 0.356$, $P = 0.002$; Fig. 4C, 4D). Vector fitting analysis indicated
530 that pH, soil chemical properties (e.g., NO_3^- , CEC, nutrients) heavily influenced the bacterial community structure in both soil
types (Fig. 4). In both soil types, the number of trees present on each plot was associated with bacterial community structure
in the originally unplanted or unfertilized plots.

We further examined the relationship between soil and phytoremediation treatment factors with bacterial community
structure using a PERMANOVA test. In both soil types, original treatment type explained more than half of the variation in
535 bacterial community structure (CO 64%, DE 58%) and the presence of fertilizer in the original treatment explained
approximately a quarter of the variation (CO 30%, DE 22%). Measures of soil health, such as near-neutral pH, nutrient
concentrations (P, K), CEC, and soil texture, were also associated with the variation in bacterial community structure in both
crude oil- and diesel-contaminated soils (Table 1). The plant communities present also helped explain variation in bacterial
community structure. In diesel-contaminated soils, percent coverage of trees and grasses was associated with bacterial
540 community structure (Table 1). In crude oil-contaminated soils, coverage of grasses, amount of bare ground, and (marginally)
coverage of forbs were significantly associated with bacterial community structure (Table 1). We then used a Mantel test to
further explore these relationships between the species composition of plant communities and the bacterial community
structure. There was a strong relationship between the bacterial community and the vegetation present on the site in both crude
oil (Mantel $r = 0.2147$, $P = 0.013$) and diesel-contaminated soils (Mantel $r = 0.3568$, $P = 0.002$).

545 To determine differences among bacterial communities, we constructed a heatmap of families which were at least 2%
abundant in more than one sample (Fig. S7). The family *Bradyrhizobiaceae* dominated the bacterial community in diesel-
contaminated soils (27.62%) and was also abundant in the crude oil soils (8.89%). The family *Acidobacteria Gp6* was also
abundant across all the treatments and contaminant types, with a higher relative abundance in crude oil soils (11.60%) than in

Deleted: Analysis of bacterial community structure using 16S rRNA gene sequencing revealed the significant influence of both soil type (diesel-contaminated silty soil vs crude oil-contaminated gravelly soil) and original phytoremediation treatment (Table S5). Alpha diversity of the bacterial community as measured by the Shannon Index was higher in the crude-oil soils when compared to the diesel soils ($P = 0.0004$, Kruskal-Wallis). In crude-oil soils, there was a significant effect of phytoremediation treatment, and alpha diversity was higher in plots that had been originally fertilized ($P = 0.022$, Kruskal-Wallis). There was no observed effect of original phytoremediation treatment observed on alpha diversity in diesel contaminated soils ($P > 0.1$, Kruskal-Wallis). ¶

Deleted: S3

Deleted: -

Deleted: -

diesel soils (8.36%). Members of the families *Gemmatimonadaceae* (crude oil: 4.20%, diesel: 7.63%), *Rhodospirillaceae* (crude oil: 1.73%, diesel: 2.66%), *Xanthomonadaceae* (crude oil: 1.36%, diesel: 1.08%), and *Caulobacteraceae* (crude oil: 1.40%, diesel: 1.69%), among others, were present in all investigated soils (Fig. S7). At all sites, there was also a large percentage of bacteria unclassified at the family level (diesel, 9.81%; crude oil, 13.29%), suggesting that they may be novel sequences of uncharacterized bacteria (Fig. S7). To further explore the potential influence of original treatment on soil communities, we conducted differential sequence analysis (Fig. 5) to identify individual bacterial OTUs significantly associated with planting, fertilization, or a combination of planting and fertilization. Separately, for both crude oil- and diesel-contaminated soils, we conducted three pairwise comparisons among the following treatments: a) initially fertilized (f) versus planted (p1 and p2), b) initially planted and fertilized (p1f and p2f) versus planted (p1 and p2), and initially fertilized (f) versus planted and fertilized (p1f and p2f). In general, similar taxa were identified in both the heatmap and differential abundance analysis, with many unclassified OTUs identified as differentially abundant, but also members of the *Bradyrhizobiaceae* and *Acidobacteria* families.

Deleted: S3

Deleted: S3

Deleted:

Formatted: Font: Not Italic

Deleted: '

Formatted: Font: Not Italic

Formatted: Font: Not Italic

Formatted: Font: Not Italic

Formatted: Font: Not Italic




Figure 5. Differential sequence analysis showing significantly enriched ($P_{adj} < 0.001$) bacterial OTUs from crude oil (a-c) and diesel (d-f) contaminated soils. Pairwise comparisons include initially fertilized (F) versus planted with one or two grasses (P), initially planted and fertilized (PF) versus planted only (P), and initially fertilized (F) versus planted and fertilized. Negative \log_2 fold change (left of vertical grey line) values represent OTUs significantly enriched in treatment listed first, while positive \log_2 fold change (right of vertical grey line) represents OTUs significantly enriched in the second listed initial treatment. Only the top 15 differentially abundance OTUs with the highest \log_2 fold change are represented. Multiple observations per row represent OTUs belonging to the same genus. Colours represent phyla, genera ending with “.un” indicate unclassified taxa.

4 Discussion

Here, we investigated the long-term influence of phytoremediation on recruited plant communities, contaminant disappearance, and soil microbial community structure and capacity for PHC degradation, 15 years after phytoremediation treatment activities had stopped. We found that phytoremediation treatment had deterministic effects on the recruited

Formatted: Font: Bold

Formatted: Font: Bold, Subscript

Formatted: Font: Bold

Formatted: Font: Bold

Formatted: Indent: First line: 0", Line spacing: 1.5 lines

Formatted: Font: Bold

Formatted: Font: Bold

Formatted: Font: Bold

Formatted: Font: Bold, Subscript

Formatted: Font: Bold

Formatted: Font: Bold

Formatted: Font: Bold, Subscript

Formatted: Font: Bold

Formatted: Font: Bold

Formatted: Font: Bold, Subscript

Formatted: Font: Bold

Formatted: Font: Bold

Formatted: Font: Bold

Formatted: Font: Bold

Formatted: Font: Bold

Formatted: Font: Bold

Formatted: Font: Bold

Formatted: Font: Bold

Formatted: Font: Bold

Formatted: Font: Bold

Formatted: Font: Bold

Formatted: Font: Bold

Formatted: Font: Bold

Formatted: Font: Bold

Formatted: Font: Bold

Formatted: Font: Bold

Formatted: Font: Bold

Formatted: Font: Bold

Formatted: Font: Bold

Formatted: Font: Bold

Formatted: Font: Bold

Formatted: Font: Bold

Formatted: Font: Bold

Formatted: Font: Bold

Formatted: Font: Bold

Formatted: Font: Bold

Formatted: Font: Bold

Formatted: Font: Bold

Formatted: Font: Bold

Formatted: Font: Bold

Formatted: Font: Bold

Formatted: Font: Bold

Formatted: Font: Bold

Formatted: Font: Bold

Formatted: Font: Bold

Formatted: Font: Bold

Formatted: Font: Bold

Deleted: ¶

To assess differences among bacterial community structure in each phytoremediation treatment plot, we used an NMDS plot. Bacterial communities were significantly associated with original phytoremediation treatment; plots that were originally fertilized grouped separately from other treatments (Fig. 4C & D; CO MRPP $\Lambda = 0.214$, $P = 0.013$; DE MRPP $\Lambda = 0.356$, $P = 0.002$). Vector fitting analysis indicated that pH, soil chemical properties (e.g., NO_3^- , CEC, nutrients) heavily influenced the bacterial community structure in both soil types (Fig. 4). In both soil types, the number of trees present on each plot was associated with bacterial community structure in the originally unplanted or unfertilized plots. ¶ We further examined the relationship between soil and phytoremediation treatment factors with bacterial community structure using a PERMANOVA test. In both soil types, original treatment type explained more than half of the variation in bacterial community structure (CO 64%, DE 58%) and the presence of fertilizer in the original treatment explained approximately a quarter of the variation (CO 30%, DE 22%). Measures of soil health, such as near-neutral pH, nutrient concentrations (P, K), CEC, and soil texture, were also associated with the variation in bacterial community structure in both crude oil and diesel-contaminated soils (Table 2). The plant communities present also helped explain variation in bacterial community structure. In diesel-contaminated soils, percent coverage of trees and grasses was associated with bacterial community structure (Table 2). In crude oil-contaminated soils, coverage of grasses, amount of bare ground, and (marginally) coverage of forbs were significantly associated with bacterial community structure (Table 2). We then used a Mantel test to further explore these relationships between the species composition of plant communities and the bacterial community structure. There was a strong relationship between the bacterial community and the vegetation present on the site in both crude oil (Mantel $r = 0.2147$, $P = 0.013$) and diesel-contaminated soils (Mantel $r = 0.3568$, $P = 0.002$). ...

630 vegetation (Fig. 2, S1) and associated bulk soil microbial communities (Table 1, Fig. 3, 4, S5). Together with the measurements of soil microbial community structure and PHC degradation capacity, these data provide a more holistic, long-term view of the impact of treatment on plants and soil microbial communities at this site.

Long after active phytoremediation ended, variation in plant communities across the site was most strongly shaped by the original treatment, although the study design did not allow us to fully determine the cause-effect nature of this relationship (Table 1, Fig. 2, Fig. S1). In particular, the initial use of fertilizer was strongly associated with more vegetation coverage, whereas plots without fertilizer application had more exposed bare ground. While the direct effects of fertilizer application may have been relatively transient, on the order of months, we did find that soil initially fertilized continued to have higher total P and K than other soils (Table S3). It is possible that the original fertilization acted to allow seeds to colonize and establish in treated plots thereby priming plant succession. Many early successional plant species such as forbs, grasses and deciduous trees produce litter that is of higher quality and therefore decomposes more rapidly than secondary successional species such as coniferous trees (Allison and Treseder, 2011). The subsequent turnover of this nutrient-rich plant biomass may also have played a role in setting plant communities on different successional trajectories through longer-term enhancement of available nitrogen (Clark et al., 2007; Cleland and Harpole, 2010). Indeed, other studies in early successional boreal forests have shown that fertilization can shift the plant community toward species with higher-quality litter and increased litter decay rates compared to unfertilized plots (Ruess et al., 1996; Allison et al., 2010).

645 The continuing influence of the original phytoremediation treatment was also evident in the soil microbial community (Table 1, Fig. 3, 4, S5). In particular, the initial use of fertilizer had sustained effects on the bulk soil microbial community, accounting for differences in both total microbial biomass and bacterial community structure (Fig. 3, 5). The total microbial communities as measured by PLFAs and 16S rRNA amplicon sequencing were structured according to the original treatment and the use of fertilizer. This is in agreement with several long-term studies which have found that initial fertilization in unmanaged systems can lead to sustained differences in microbial communities (Talbot and Treseder, 2012; Geisseler and Scow, 2014; Lupwayi et al., 2021). These treatment-scale effects can extend beyond the bulk-soil community into the endosphere of the plants themselves. In a sister study, we also found that the choice of initial phytoremediation strategy drove the succession of endophytic bacteria associated with colonizing vegetation (Papik et al., 2023).

Deleted: 2

Deleted: 2

Deleted: , Fig.

Deleted:), which in turn influenced the continuing contaminant disappearance in both crude-oil and diesel-contaminated soils (Table 1, Fig. S1, Fig. 3)

Formatted: Not Highlight

Deleted: the

Deleted: vegetation and TPH

Deleted: 2

Deleted: S2

Deleted: 2

Deleted: Fig.

Deleted: 3

Formatted: Not Highlight

Formatted: Not Highlight

Deleted: Microbial biomass was higher in soils initially fertilized, and t...

Deleted:

Soil physiochemical properties such as pH and texture are known to influence microbial communities (Sutton et al.,
670 2013; Leewis et al., 2022). The two soils used in our study differed substantially including different original contaminant,
origin, texture, pH, and nutrient status (Table [S2](#), [S3](#)). In our previous study of this site, (Leewis et al. 2013), we reported that
these dissimilarities led to distinctions in the plants recruited on the two soils, with more primary successional and invasive
plants present on the coarse-textured crude [oil-contaminated soils](#). Here, we see how the soil physiochemical effects, also
influenced the microbial communities and their response to the initial treatments, ([Fig. 3, 4, S2, S3, S5](#)). Total soil microbial
675 communities and the bacterial community were all more strongly associated with initial phytoremediation treatment and
fertilization in the [crude oil-contaminated soils](#) than those in the diesel-contaminated soils (Table [1](#)). Coarse-textured soils tend
to have less water and nutrient retention, conditions which are less hospitable for plant and microbial growth. Treatment such
as fertilization and planting can lead to major changes in soil physiochemical properties, such as increasing soil organic matter
content and nutrient retention, which can, in turn, impact the soil community (Reeve et al., 2010; Blanchet et al., 2016).
680 Therefore, the lingering effect of treatment would be more evident in soils that started out as harsher for microbial and plant
growth.

Original phytoremediation treatment strategy influenced the vegetation recruited, which in turn influenced microbial
community structure [and microbial biomass](#). While it is well known that both plants and fertilizer can cause shifts in soil
microbial community structure, here it is almost impossible to tease apart their separate contributions to the microbial
685 community because the vegetation on each plot is driven by the initial phytoremediation treatment. Our results indicate that
the percent coverage of vegetation, rather than the individual plant species themselves, was an important factor in driving soil
community structure. Similarly (Brown and Jumpponen, 2014) found that the influence of vegetation composition on bacterial
community structure was minor compared to the presence or absence of plants. We also found higher microbial biomass in
[plots with more vegetation cover which may](#) be a consequence of [initial fertilization](#). In addition to shifting plant recruitment
690 patterns, fertilization can increase plant biomass, which in turn can increase litter deposition and below-ground organic carbon
deposition (Geisseler and Scow, 2014), and these plant inputs to soil may be a particularly important influence in degraded
soil (Knelman et al., 2012).

Deleted: 1

Deleted: oil

Deleted:

Deleted: ; the bacterial community in gravelly crude-oil soils had a higher diversity than the finer-textured diesel soils

Formatted: Not Highlight

Deleted: coarse

Deleted: -

Deleted: 2

Deleted: initially fertilized plots, which may

Deleted: increased vegetation cover

Microbial community function is also known to be influenced by the presence and diversity of plants (Leewis et al., 2016a; Musilova et al., 2016; Schmid et al., 2021). In our previous investigation, we found an inverse relationship between increasing counts of woody vegetation and decreasing TPH concentrations (Leewis et al., 2013). Here we show increasing DDM with more tree coverage in crude oil-contaminated soils and a trend towards increasing DDM associated with decreasing TPH concentrations (Fig. S2). Several of the enriched OTUs across all treatments belonged to the phyla *Proteobacteria* and *Actinobacteria*, members of which have been previously shown to degrade diesel in Arctic soils (Ferrera-Rodríguez et al., 2012). Additionally, taxa belonging to several *Acidobacterial* subgroups were found in high relative abundance in all plots (Fig. S7), and OTUs belonging to several *Acidobacterial* subgroups were also found to be differentially abundant in tested treatments (Fig. 5). Members of the phylum *Acidobacteria* have been previously found in association with willow trees (*Salix* sp.) in PHC contaminated soils in the far North (Bell et al., 2014). Together, this may indicate that microbial biodegradation of PHCs is an on-going process, despite very low TPH concentrations, and that the microbial functional potential is stimulated by, or at least associated with, the current vegetation on site. It has been hypothesized that plants with higher amounts of some secondary plant metabolites, such as aromatics, may lead to increased biodegradation potential in contaminated soils (Fletcher and Hegde, 1995; Singer et al., 2004; Slater et al., 2011). At higher latitudes, trees have increased concentrations of secondary metabolites when compared to similar tree species growing at lower latitudes (Stark et al., 2008), this includes many species identified on the investigated sites such as willow (*Salix* spp.; Table S4). Our data indicate that the presence and coverage of trees, all of which found on the site were native Alaskan species (Leewis et al., 2013), are directly related to increased degradation potential and TPH disappearance in both crude oil- and diesel-contaminated soils.

Phytoremediation is a common practice for restoration of sites contaminated with organic pollutants, with most studies pursuing results over the short- to mid-term range (< 5 years (Palmroth et al., 2002; White et al., 2006; Siciliano et al., 2003; Elshamy et al., 2019). With phytoremediation treatment, contaminant concentrations have been shown to decrease below regulatory clean-up limits, with similar percentage losses from initial TPH concentrations as to those presented here, within a short- to mid-term time range in high-latitude soils (Robichaud et al., 2019; Lopez-Echartea et al., 2020). Even without active treatment, there can be significant decreases in original contaminant concentrations which, over long timeframes, may result in a site reaching regulatory clean-up limits (Leewis et al., 2013; Robichaud et al., 2019; Lopez-Echartea et al., 2020).

Deleted: Here we found that the number of culturable microorganisms able to degrade TPH was most strongly associated with the plant communities present on the site.

Deleted: of the site

Deleted: This further investigation found

Deleted: Fig. S1 &

Deleted: 3

Formatted: Font: (Default) Times New Roman

Formatted: Font: (Default) Times New Roman

Formatted: Font: (Default) Times New Roman

Formatted: Font: (Default) Times New Roman

Formatted: Font: (Default) Times New Roman, Italic

Formatted: Font: (Default) Times New Roman

Formatted: Font: (Default) Times New Roman, Italic

Deleted: This indicates

Formatted: Font: (Default) Times New Roman

Formatted: Font: (Default) Times New Roman

Formatted: Font: (Default) Times New Roman

Formatted: Font: (Default) Times New Roman

Formatted: Font: (Default) Times New Roman

Deleted: may

Deleted: be

Deleted:

Deleted: S2

Deleted: tree

Deleted:

Deleted: -

Formatted: English (US)

Deleted: can

Deleted:

745 However, accelerating the rate of contaminant disappearance and therefore site remediation, is essential to increasing the speed of ecosystem recovery and minimizing environmental impacts while still maintaining reasonable costs. Here we show that minimal initial investment of plants and fertilizer can increase the initial TPH disappearance rates, while also priming the site for long-term volunteer vegetation cover that supports continued TPH disappearance and ultimately remediation of the site. While the original grasses planted were associated with significant decreases in soil TPH concentrations, they required annual replanting. Our results suggest that initial planting with local plants, which are better adapted to prevailing environmental conditions, may provide a low-cost method to increase long-term phytoremediation potential (Slater et al., 2011; Robichaud et al., 2019).

Deleted: perennial

5 Conclusions

In conclusion, our study adds to the growing body of knowledge that phytoremediation treatment appears to be an effective means of reducing petroleum hydrocarbon concentrations in soil and stimulating indigenous TPH-degrading microorganisms, and that the effects of original treatment can be seen long after active site management has ceased. The data also indicate the importance of carefully choosing the initial phytoremediation treatments, as these conditions will leave a lasting legacy on TPH transformation, vegetation recruitment, and soil microbial communities. More research is needed to identify local native vegetation which may be optimal for initiating plant establishment and microbial succession and accelerating *in situ* remediation processes, particularly in sub-Arctic regions.

Deleted: Our results imply that, through the use of local perennial vegetation and fertilization, contaminated sites may be primed for long-term and effective remediation with limited site management.

Data availability

Raw sequence data are available for download from the NCBI Short Read Archive under bioproject number PRJNA950456.

[All coding for analyses is available at github.com/mcleewis/FarmersLoop.](https://github.com/mcleewis/FarmersLoop)

Formatted: Space Before: 0 pt, After: 0 pt, Line spacing: Double

Formatted: Line spacing: Double

Author Contributions

765 MCL analysed the data & wrote the first draft of the manuscript, with support from OU. MCL and MBL designed the experiment. MCL, MBL, and CK conducted experiments. MBL provided equipment, supplies, and feedback. All authors provided revisions to the manuscript.

Conflicts of Interest

The authors declare that they have no conflict of interest.

Acknowledgements

775 The authors acknowledge and thank C. Michael Reynolds (U.S. Army Corps of Engineers) for earlier site work and establishment, and Jim Fish (Alaska Department of Environmental Conservation) for introduction to the site. The authors thank Carl Richmond for help with sample collection and processing and Taylor Gofstein for analytical inspiration.

Research reported in this publication was supported by Institutional Development Awards (IDeA) from the National Institute of General Medical Sciences of the National Institutes of Health under grant number P20GM103395, from the 780 National Centre for Research Resources (NCRR) under grant number 5P20RR016466 and EPSCoR NSF award EPS-0701898.

The content is solely the responsibility of the authors and does not necessarily reflect the official views of National Institutes of Health (NIH). [OU acknowledges the support of the Ministry of Education, Youth and Sports of the Czech Republic grant](#)

[Talking Microbes - understanding microbial interactions within One Health framework \(CZ.02.01.01/00/22_008/0004597\)](#). Additional financial support was provided by NSF DEB-1257424 (MBL and MCL) and the NSEP David L. Boren Fellowship 785 (MCL).

References

- Akaçin, İ., Ersoy, Ş., Doluca, O., and Güngörmüşler, M.: Comparing the significance of the utilization of next generation and third generation sequencing technologies in microbial metagenomics, *Microbiol. Res.*, 264, 127154, <https://doi.org/10.1016/j.micres.2022.127154>, 2022.
- 790 Aken, B. Van, Correa, P. A., Schnoor, J. L., Van Aken, B., Correa, P. A., and Schnoor, J. L.: Phytoremediation of Polychlorinated Biphenyls: New Trends and Promises, *Environ. Sci. Technol.*, 44, 2767–2776, <https://doi.org/10.1021/es902514d>, 2010.
- Alaska Department of Environmental Conservation Spill Prevention and Response: Contaminated Sites Database, https://dec.alaska.gov/spar/csp/db_search.htm, 2015.
- 795 Allison, S. D. and Treseder, K. K.: Climate change feedbacks to microbial decomposition in boreal soils, *Fungal Ecol.*, 4, 362–374, <https://doi.org/10.1016/j.funeco.2011.01.003>, 2011.
- Allison, S. D., Gartner, T. B., Mack, M. C., McGuire, K., and Treseder, K.: Nitrogen alters carbon dynamics during early

Deleted: ,

Deleted: OU acknowledges the support of the INTER-EXCELLENCE program of the Ministry of Education, Youth and Sports of the Czech Republic

- succession in boreal forest, *Soil Biol. Biochem.*, 42, 1157–1164, <https://doi.org/10.1016/j.soilbio.2010.03.026>, 2010.
- Bell, T. H., Yergeau, E., Martineau, C., Juck, D., Whyte, L. G., and Greer, C. W.: Identification of Nitrogen-Incorporating Bacteria in Petroleum-Contaminated Arctic Soils by Using [15N]DNA-Based Stable Isotope Probing and Pyrosequencing, *Appl. Environ. Microbiol.*, 77, 4163–4171, <https://doi.org/10.1128/AEM.00172-11>, 2011.
- Bell, T. H., Yergeau, E., Juck, D. F., Whyte, L. G., and Greer, C. W.: Alteration of microbial community structure affects diesel biodegradation in an Arctic soil, *FEMS Microbiol. Ecol.*, 85, 51–61, <https://doi.org/10.1111/1574-6941.12102>, 2013.
- Bell, T. H., El-Din Hassan, S., Lauron-Moreau, A., Al-Otaibi, F., Hijri, M., Yergeau, E., and St-Arnaud, M.: Linkage between bacterial and fungal rhizosphere communities in hydrocarbon-contaminated soils is related to plant phylogeny, *ISME J.*, 8, 331–343, <https://doi.org/10.1038/ismej.2013.149>, 2014.
- Blanchet, G., Gavazov, K., Bragazza, L., and Sinaj, S.: Responses of soil properties and crop yields to different inorganic and organic amendments in a Swiss conventional farming system, *Agric. Ecosyst. Environ.*, 230, 116–126, <https://doi.org/10.1016/j.agee.2016.05.032>, 2016.
- Brown, S. P. and Jumpponen, A.: Contrasting primary successional trajectories of fungi and bacteria in retreating glacier soils, *Mol. Ecol.*, 23, 481–497, <https://doi.org/10.1111/mec.12487>, 2014.
- Chen, Z., Chen, W., Leblanc, S. G., and Henry, G. H. R.: Digital Photograph Analysis for Measuring Percent Plant Cover in the Arctic, *ARCTIC*, 63, <https://doi.org/10.14430/arctic1495>, 2010.
- Clark, C. M., Cleland, E. E., Collins, S. L., Fargione, J. E., Gough, L., Gross, K. L., Pennings, S. C., Suding, K. N., and Grace, J. B.: Environmental and plant community determinants of species loss following nitrogen enrichment, *Ecol. Lett.*, 10, 596–607, <https://doi.org/10.1111/j.1461-0248.2007.01053.x>, 2007.
- Cleland, E. E. and Harpole, W. S.: Nitrogen enrichment and plant communities, *Ann. N. Y. Acad. Sci.*, 1195, 46–61, <https://doi.org/10.1111/j.1749-6632.2010.05458.x>, 2010.
- Cole, J. R., Wang, Q., Cardenas, E., Fish, J., Chai, B., Farris, R. J., Kulam-Syed-Mohideen, a. S., McGarrell, D. M., Marsh, T., Garrity, G. M., and Tiedje, J. M.: The Ribosomal Database Project: Improved alignments and new tools for rRNA analysis, *Nucleic Acids Res.*, 37, 141–145, <https://doi.org/10.1093/nar/gkn879>, 2009.
- Cole, J. R., Wang, Q., Fish, J. A., Chai, B., McGarrell, D. M., Sun, Y., Brown, C. T., Porras-Alfaro, A., Kuske, C. R., and Tiedje, J. M.: Ribosomal Database Project: data and tools for high throughput rRNA analysis, *Nucleic Acids Res.*, 42, D633–D642, <https://doi.org/10.1093/nar/gkt1244>, 2014.
- Dawn Pier, M., Zeeb, B. a, and Reimer, K. J.: Patterns of contamination among vascular plants exposed to local sources of polychlorinated biphenyls in the Canadian Arctic and Subarctic., *Sci. Total Environ.*, 297, 215–27, 2002.
- Elshamy, M. M., Heikal, Y. M., and Bonanomi, G.: Phytoremediation efficiency of *Portulaca oleracea* L. naturally growing in some industrial sites, Dakahlia District, Egypt, *Chemosphere*, 225, 678–687, <https://doi.org/10.1016/j.chemosphere.2019.03.099>, 2019.
- Ferrera-Rodríguez, O., Greer, C. W., Juck, D., Consaul, L. L., Martínez-Romero, E., Whyte, L. G., and Martí, E.: Hydrocarbon-degrading potential of microbial communities from Arctic plants., *J. Appl. Microbiol.*, 1–13,

- <https://doi.org/10.1111/jam.12020>, 2012.
- Fletcher, J. S. and Hegde, R. S.: Release of phenols by perennial plant roots and their potential importance in bioremediation, *Chemosphere*, 31, 3009–3016, [https://doi.org/10.1016/0045-6535\(95\)00161-Z](https://doi.org/10.1016/0045-6535(95)00161-Z), 1995.
- Geisseler, D. and Scow, K. M.: Long-term effects of mineral fertilizers on soil microorganisms - A review, *Soil Biol. Biochem.*, 840 75, 54–63, <https://doi.org/10.1016/j.soilbio.2014.03.023>, 2014.
- Gerhardt, K. E., Huang, X.-D., Glick, B. R., and Greenberg, B. M.: Phytoremediation and rhizoremediation of organic soil contaminants: Potential and challenges, *Plant Sci.*, 176, 20–30, <https://doi.org/10.1016/j.plantsci.2008.09.014>, 2009.
- Gil-Loaiza, J., Field, J. P., White, S. A., Csavina, J., Felix, O., Betterton, E. A., Sáez, A. E., and Maier, R. M.: Phytoremediation Reduces Dust Emissions from Metal(loid)-Contaminated Mine Tailings, *Environ. Sci. Technol.*, 52, 5851–5858, 845 <https://doi.org/10.1021/acs.est.7b05730>, 2018.
- Glick, B. R.: Using soil bacteria to facilitate phytoremediation., *Biotechnol. Adv.*, 28, 367–74, <https://doi.org/10.1016/j.biotechadv.2010.02.001>, 2010.
- Goordial, J., Davila, A., Lacelle, D., Pollard, W., Marinova, M. M., Greer, C. W., Di Ruggiero, J., McKay, C. P., and Whyte, L. G.: Nearing the cold-arid limits of microbial life in permafrost of an upper dry valley, Antarctica, *ISME J.*, 10, 1613–1624, 850 <https://doi.org/10.1038/ismej.2015.239>, 2016.
- Haines, J. R., Wrenn, B. A., Holder, E. L., Strohmeier, K. L., Herrington, R. T., and Venosa, A. D.: Measurement of hydrocarbon-degrading microbial populations by a 96-well plate most-probable-number procedure, *J. Ind. Microbiol.*, 16, 36–41, <https://doi.org/10.1007/BF01569919>, 1996.
- Kaiser, C., Frank, A., Wild, B., Koranda, M., and Richter, A.: Negligible contribution from roots to soil-borne phospholipid fatty acid fungal biomarkers 18:2 ω 6,9 and 18:1 ω 9, *Soil Biol. Biochem.*, 42, 1650–1652, 855 <https://doi.org/10.1016/j.soilbio.2010.05.019>, 2010.
- Knelman, J. E., Legg, T. M., O'Neill, S. P., Washenberger, C. L., González, A., Cleveland, C. C., and Nemergut, D. R.: Bacterial community structure and function change in association with colonizer plants during early primary succession in a glacier forefield, *Soil Biol. Biochem.*, 46, 172–180, <https://doi.org/10.1016/j.soilbio.2011.12.001>, 2012.
- 860 Kuiper, I., Lagendijk, E. L., Bloemberg, G. V., and Lugtenberg, B. J. J.: Rhizoremediation: A Beneficial Plant-Microbe Interaction, *Mol. Plant-Microbe Interact.*, 17, 6–15, <https://doi.org/10.1094/MPMI.2004.17.1.6>, 2004.
- Lauber, C. L., Hamady, M., Knight, R., and Fierer, N.: Pyrosequencing-based assessment of soil pH as a predictor of soil bacterial community structure at the continental scale., *Appl. Environ. Microbiol.*, 75, 5111–20, <https://doi.org/10.1128/AEM.00335-09>, 2009.
- 865 Leewis, M.-C., Reynolds, C. M., and Leigh, M. B.: Long-term effects of nutrient addition and phytoremediation on diesel and crude oil contaminated soils in subarctic Alaska, *Cold Reg. Sci. Technol.*, 96, 129–137, <https://doi.org/10.1016/j.coldregions.2013.08.011>, 2013.
- Leewis, M.-C., Uhlik, O., Fraraccio, S., McFarlin, K., Kottara, A., Glover, C., Macek, T., and Leigh, M. B.: Differential Impacts of Willow and Mineral Fertilizer on Bacterial Communities and Biodegradation in Diesel Fuel Oil-Contaminated Soil,

- 870 Front. Microbiol., 7, <https://doi.org/10.3389/fmicb.2016.00837>, 2016a.
- Leewis, M.-C., Uhlík, O., and Leigh, M. B.: Synergistic Processing of Biphenyl and Benzoate: Carbon Flow Through the Bacterial Community in Polychlorinated-Biphenyl-Contaminated Soil, *Sci. Rep.*, 6, 22145, <https://doi.org/10.1038/srep22145>, 2016b.
- Leewis, M.-C., Lawrence, C. R., Schulz, M. S., Tfaily, M. M., Ayala-Ortiz, C. O., Flores, G. E., Mackelprang, R., and
875 McFarland, J. W.: The influence of soil development on the depth distribution and structure of soil microbial communities, *Soil Biol. Biochem.*, 174, 108808, <https://doi.org/10.1016/j.soilbio.2022.108808>, 2022.
- Leigh, M. B. M. B., Fletcher, J. S. J. S., Fu, X., and Schmitz, F. J. F. J.: Root turnover: an important source of microbial substrates in rhizosphere remediation of recalcitrant contaminants., *Environ. Sci. Technol.*, 36, 1579–83, <https://doi.org/10.1021/es015702i>, 2002.
- 880 Liang, Y., Zhao, H., Deng, Y., Zhou, J., Li, G., Sun, B., Hug, L. A., Flynn, T. M., Sun, B., Liang, Y., Zhao, H., Deng, Y., Zhou, J., Li, G., and Sun, B.: Long-term oil contamination alters the molecular ecological networks of soil microbial functional genes, *Front. Microbiol.*, 7, 1–13, <https://doi.org/10.3389/fmicb.2016.00060>, 2016.
- Liu, W., Hou, J., Wang, Q., Yang, H., Luo, Y., and Christie, P.: Collection and analysis of root exudates of *Festuca arundinacea* L. and their role in facilitating the phytoremediation of petroleum-contaminated soil, *Plant Soil*, 389, 109–119,
885 <https://doi.org/10.1007/s11104-014-2345-9>, 2015.
- Loehr, R. C. and Webster, M. T.: Performance of long-term, field-scale bioremediation processes, *J. Hazard. Mater.*, 50, 105–128, [https://doi.org/10.1016/0304-3894\(96\)01797-9](https://doi.org/10.1016/0304-3894(96)01797-9), 1996.
- Lopez-Echarte, E., Strejcek, M., Mukherjee, S., Uhlík, O., and Yrjälä, K.: Bacterial succession in oil-contaminated soil under phytoremediation with poplars, *Chemosphere*, 243, 125242, <https://doi.org/10.1016/j.chemosphere.2019.125242>, 2020.
- 890 Love, M. I., Huber, W., and Anders, S.: Moderated estimation of fold change and dispersion for RNA-seq data with DESeq2, *Genome Biol.*, 15, 1–21, <https://doi.org/10.1186/s13059-014-0550-8>, 2014.
- Luo, C., Tsementzi, D., Kyrpides, N., Read, T., and Konstantinidis, K. T.: Direct comparisons of Illumina vs. Roche 454 sequencing technologies on the same microbial community DNA sample, *PLoS One*, 7, <https://doi.org/10.1371/journal.pone.0030087>, 2012.
- 895 Lupwayi, N. Z., Janzen, H. H., Bremer, E., Smith, E. G., Kanashiro, D. A., Eastman, A. H., and Petri, R. M.: The core soil bacterial genera and enzyme activities in incubated soils from century-old wheat rotations, *Geoderma*, 404, 115275, <https://doi.org/10.1016/j.geoderma.2021.115275>, 2021.
- Macek, T., Uhlík, O., Ječná, K., Nováková, M., Lovecká, P., Rezek, J., Dudková, V., Štursa, P., Vrchotová, B., Pavlíková, D., Demnerová, K., and Macková, M.: Advances in phytoremediation and rhizoremediation, in: *Advances in Applied*
900 *Bioremediation*, edited by: Singh, A., Kuhad, R., and Ward, O., Springer, Berlin, 257–277, 2009.
- Man, J. C.: MPN tables, corrected, *Eur. J. Appl. Microbiol. Biotechnol.*, 17, 301–305, <https://doi.org/10.1007/BF00508025>, 1983.
- McMurdie, P. J. and Holmes, S.: Phyloseq: An R Package for Reproducible Interactive Analysis and Graphics of Microbiome

- Census Data, PLoS One, 8, <https://doi.org/10.1371/journal.pone.0061217>, 2013.
- 905 Mills, T., Arnold, B., Sivakumaran, S., Northcott, G., Vogeler, I., Robinson, B., Norling, C., and Leonil, D.: Phytoremediation and long-term site management of soil contaminated with pentachlorophenol (PCP) and heavy metals, *J. Environ. Manage.*, 79, 232–241, <https://doi.org/10.1016/j.jenvman.2005.07.005>, 2006.
- Mukherjee, S., Juottonen, H., Siivonen, P., Lloret Quesada, C., Tuomi, P., Pulkkinen, P., and Yrjälä, K.: Spatial patterns of microbial diversity and activity in an aged creosote-contaminated site, *ISME J.*, 8, 2131–2142, <https://doi.org/10.1038/ismej.2014.151>, 2014.
- 910 Musilova, L., Ridl, J., Polivkova, M., Macek, T., and Uhlik, O.: Effects of Secondary Plant Metabolites on Microbial Populations: Changes in Community Structure and Metabolic Activity in Contaminated Environments, *Int. J. Mol. Sci.*, 17, 1205, <https://doi.org/10.3390/ijms17081205>, 2016.
- Ngosong, C., Gabriel, E., and Ruess, L.: Use of the Signature Fatty Acid 16:1 ω 5 as a Tool to Determine the Distribution of Arbuscular Mycorrhizal Fungi in Soil, *J. Lipids*, 2012, 1–8, <https://doi.org/10.1155/2012/236807>, 2012.
- 915 Oburger, E., Gruber, B., Wanek, W., Watzinger, A., Stanetty, C., Schindlegger, Y., Hann, S., Schenkeveld, W. D. C., Kraemer, S. M., and Puschenreiter, M.: Microbial decomposition of ¹³C- labeled phytosiderophores in the rhizosphere of wheat: Mineralization dynamics and key microbial groups involved, *Soil Biol. Biochem.*, 98, 196–207, <https://doi.org/10.1016/j.soilbio.2016.04.014>, 2016.
- 920 Oksanen, J., Blanchet, F. G., Friendly, M., Kindt, R., Legendre, P., McGlenn, D., Minchin, P. R., O’Hara, R. B., Simpson, G. L., Solymos, P., Stevens, M. H. H., Szoecs, E., and Wagner, H.: vegan: Community Ecology Package. R package version 2.4-5, [https://doi.org/10.1016/0169-5347\(88\)90124-3](https://doi.org/10.1016/0169-5347(88)90124-3), 2017.
- Palmroth, M. R. T., Pichtel, J., and Puhakka, J. A.: Phytoremediation of subarctic soil contaminated with diesel fuel., *Bioresour. Technol.*, 84, 221–8, 2002.
- 925 Palmroth, M. R. T., Münster, U., Pichtel, J., and Puhakka, J. A.: Metabolic responses of microbiota to diesel fuel addition in vegetated soil., *Biodegradation*, 16, 91–101, 2005.
- Papik, J., Strejcek, M., Musilova, L., Guritz, R., Leewis, M.-C., Leigh, M. B., and Uhlik, O.: Legacy Effects of Phytoremediation on Plant-Associated Prokaryotic Communities in Remediated Subarctic Soil Historically Contaminated with Petroleum Hydrocarbons, *Microbiol. Spectr.*, 11, <https://doi.org/10.1128/spectrum.04448-22>, 2023.
- 930 Polivkova, M., Suman, J., Strejcek, M., Kracmarova, M., Hradilova, M., Filipova, A., Cajthaml, T., Macek, T., and Uhlik, O.: Diversity of root-associated microbial populations of *Tamarix parviflora* cultivated under various conditions, *Appl. Soil Ecol.*, 125, 264–272, <https://doi.org/10.1016/j.apsoil.2018.02.002>, 2018.
- R Core, T.: R: A language and environment for statistical computing, <https://www.r-project.org/>, 2018.
- 935 Reeve, J. R., Schadt, C. W., Carpenter-Boggs, L., Kang, S., Zhou, J., and Reganold, J. P.: Effects of soil type and farm management on soil ecological functional genes and microbial activities., *ISME J.*, 4, 1099–107, <https://doi.org/10.1038/ismej.2010.42>, 2010.
- Reynolds, C. M. and Koenen, B. A.: Rhizosphere-Enhanced Bioremediation, *Mil. Eng.*, 586, 32–33, 1997.

- Reynolds, C. M., Koenen, B. A., Perry, L. B., and Pidgeon, C. S.: Initial Field Results for Rhizosphere Treatment of Contaminated Soils in Cold Regions, in: International Association of Cold Regions Development Studies, 143–146, 1997a.
- 940 Reynolds, C. M., Bhunia, P., and Koenen, B. A.: Soil Remediation Demonstration Project: Biodegradation of Heavy Fuel Oils, CRREL Spec. Rep., 1997b.
- Reynolds, C. M., Perry, L. B., Pidgeon, C. S., Koenen, B. A., Pelton, D. K., and Foley, K. L.: Plant-Based Treatment of Organic-Contaminated Soils in Cold Climates, in: Proceeding of Assessment and Remediation of Contaminated Sites in Arctic and Cold Climates, 166–172, 1999.
- 945 Robichaud, K., Girard, C., Dagher, D., Stewart, K., Labrecque, M., Hijri, M., and Amyot, M.: Local fungi, willow and municipal compost effectively remediate petroleum-contaminated soil in the Canadian North, *Chemosphere*, 220, 47–55, <https://doi.org/10.1016/j.chemosphere.2018.12.108>, 2019.
- Ruess, R. R. W., Cleve, K. Van, Yarie, J., and Viereck, L. A.: Contributions of fine root production and turnover to the carbon and nitrogen cycling in taiga forests of the Alaskan interior, *Can. J. For. Res.*, 26, 1326–1336, [https://doi.org/10.1139/x26-](https://doi.org/10.1139/x26-148)
- 950 148, 1996.
- Schloss, P. D., Gevers, D., and Westcott, S. L.: Reducing the Effects of PCR Amplification and Sequencing Artifacts on 16S rRNA-Based Studies, *PLoS One*, 6, e27310, <https://doi.org/10.1371/journal.pone.0027310>, 2011.
- Schmid, M. W., van Moorsel, S. J., Hahl, T., De Luca, E., De Deyn, G. B., Wagg, C., Niklaus, P. A., and Schmid, B.: Effects of plant community history, soil legacy and plant diversity on soil microbial communities, *J. Ecol.*, 1–17, <https://doi.org/10.1111/1365-2745.13714>, 2021.
- 955 Siciliano, S. D. and Germida, J. J.: Mechanisms of phytoremediation: biochemical and ecological interactions between plants and bacteria, *Environ. Rev.*, 6, 65–79, 1998.
- Siciliano, S. D. D., Germida, J. J. J., Banks, K., and Greer, C. W.: Changes in Microbial Community Composition and Function during a Polyaromatic Hydrocarbon Phytoremediation Field Trial, *Appl. Environ. Microbiol.*, 69, 483–489, <https://doi.org/10.1128/AEM.69.1.483>, 2003.
- 960 Singer, A. C., Smith, D., Jury, W. A., Hathuc, K., and Crowley, D. E.: IMPACT OF THE PLANT RHIZOSPHERE AND AUGMENTATION ON REMEDIATION OF POLYCHLORINATED BIPHENYL CONTAMINATED SOIL, *Environ. Toxicol. Chem.*, 22, 1998, <https://doi.org/10.1897/02-471>, 2003.
- Singer, A. C., Thompson, I. P., and Bailey, M. J.: The tritrophic trinity: A source of pollutant-degrading enzymes and its implications for phytoremediation, *Curr. Opin. Microbiol.*, 7, 239–244, <https://doi.org/10.1016/j.mib.2004.04.007>, 2004.
- 965 Slater, H., Gouin, T., and Leigh, M. B.: Assessing the potential for rhizoremediation of PCB contaminated soils in northern regions using native tree species, *Chemosphere*, 84, 199–206, <https://doi.org/10.1016/j.chemosphere.2011.04.058>, 2011.
- Song, Y., Deng, S. P., Acosta-Martínez, V., and Katsalirou, E.: Characterization of redox-related soil microbial communities along a river floodplain continuum by fatty acid methyl ester (FAME) and 16S rRNA genes, *Appl. Soil Ecol.*, 40, 499–509, <https://doi.org/10.1016/j.apsoil.2008.07.005>, 2008.
- 970 Stark, S., Julkunen-Tiitto, R., Holappa, E., Mikkola, K., and Nikula, A.: Concentrations of Foliar Quercetin in Natural

- Populations of White Birch (*Betula pubescens*) Increase with Latitude, *J. Chem. Ecol.*, 34, 1382–1391, <https://doi.org/10.1007/s10886-008-9554-8>, 2008.
- Stella, T., Covino, S., Burianová, E., Filipová, A., Křesinová, Z., Voříšková, J., Větrovský, T., Baldrian, P., and Cajthaml, T.:
975 Chemical and microbiological characterization of an aged PCB-contaminated soil, *Sci. Total Environ.*, 533, 177–186, <https://doi.org/10.1016/j.scitotenv.2015.06.019>, 2015.
- Stow, J. P., Sova, J., and Reimer, K. J.: The relative influence of distant and local (DEW-line) PCB sources in the Canadian Arctic, *Sci. Total Environ.*, 342, 107–118, <https://doi.org/10.1016/j.scitotenv.2004.12.028>, 2005.
- Susarla, S., Medina, V. F., and McCutcheon, S. C.: Phytoremediation: An ecological solution to organic chemical
980 contamination, *Ecol. Eng.*, 18, 647–658, [https://doi.org/10.1016/S0925-8574\(02\)00026-5](https://doi.org/10.1016/S0925-8574(02)00026-5), 2002.
- Sutton, N. B., Maphosa, F., Morillo, J. a., Abu Al-Soud, W., Langenhoff, A. a M., Grotenhuis, T., Rijnaarts, H. H. M., Smidt, H., Al-Soud, W. A., Langenhoff, A. a M., Grotenhuis, T., Rijnaarts, H. H. M., Smidt, H., Abu, W., Langenhoff, A. a M., Grotenhuis, T., Huub, H., Rijnaarts, M., and Smidt, H.: Impact of long-term diesel contamination on soil microbial community structure., *Appl. Environ. Microbiol.*, 79, 619–630, <https://doi.org/10.1128/AEM.02747-12>, 2013.
- 985 Talbot, J. M. and Treseder, K. K.: Interactions among lignin, cellulose, and nitrogen drive litter chemistry-decay relationships., *Ecology*, 93, 345–354, <https://doi.org/10.1890/11-0843.1>, 2012.
- Uhlik, O., Wald, J., Strejcek, M., Musilova, L., Ridl, J., Hroudova, M., Vlcek, C., Cardenas, E., Mackova, M., and Macek, T.: Identification of Bacteria Utilizing Biphenyl, Benzoate, and Naphthalene in Long-Term Contaminated Soil, *PLoS One*, 7, e40653, <https://doi.org/10.1371/journal.pone.0040653>, 2012.
- 990 Vanha-Majamaa, I., Salemaa, M., Tuominen, S., and Mikkola, K.: Digitized photographs in vegetation analysis - a comparison of cover estimates, *Appl. Veg. Sci.*, 3, 89–94, <https://doi.org/10.2307/1478922>, 2000.
- Wang, Q., Garrity, G. M., Tiedje, J. M., and Cole, J. R.: Naive Bayesian classifier for rapid assignment of rRNA sequences into the new bacterial taxonomy., *Appl. Environ. Microbiol.*, 73, 5261–7, <https://doi.org/10.1128/AEM.00062-07>, 2007.
- Wenzel, W. W.: Rhizosphere processes and management in plant-assisted bioremediation (phytoremediation) of soils, *Plant*
995 *Soil*, 321, 385–408, <https://doi.org/10.1007/s11104-008-9686-1>, 2009.
- White, P. M., Wolf, D. C., Thoma, G. J., and Reynolds, C. M.: Phytoremediation of Alkylated Polycyclic Aromatic Hydrocarbons in a Crude Oil-Contaminated Soil, *Water. Air. Soil Pollut.*, 169, 207–220, <https://doi.org/10.1007/s11270-006-2194-0>, 2006.
- Wu, Y., Ding, N., Wang, G., Xu, J., Wu, J., and Brookes, P. C.: Effects of different soil weights, storage times and extraction
1000 methods on soil phospholipid fatty acid analyses, *Geoderma*, 150, 171–178, <https://doi.org/10.1016/j.geoderma.2009.02.003>, 2009.
- Yergeau, E., Bell, T., Champagne, J., Maynard, C., Tardif, S., Tremblay, J., and Greer, C.: Transplanting soil microbiomes leads to lasting effects on willow growth, but not on the rhizosphere microbiome, *Front. Microbiol.*, 6, 1–14, <https://doi.org/10.3389/fmicb.2015.01436>, 2015.
- 1005 Zubrova, A., Michalikova, K., Semerad, J., Strejcek, M., Cajthaml, T., Suman, J., and Uhlik, O.: Biphenyl 2,3-Dioxygenase

in *Pseudomonas alcaliphila* JAB1 Is Both Induced by Phenolics and Monoterpenes and Involved in Their Transformation, *Front. Microbiol.*, 12, <https://doi.org/10.3389/fmicb.2021.657311>, 2021.

1010

