

Source Apportionment of Soot Particles and Aqueous-Phase Processing of Black Carbon Coatings in an Urban Environment

Ryan N. Farley^{1,2}, Sonya Collier^{1,a}, Christopher D. Cappa³, Leah R. Williams⁴, Timothy B. Onasch⁴, Lynn M. Russell⁵, Hwajin Kim^{1,b}, Qi Zhang^{1,2}

5 ¹Department of Environmental Toxicology, University of California Davis, CA, 95616, USA

²Agricultural and Environmental Chemistry Graduate Group, University of California Davis, CA 95616, USA

³Department of Civil and Environmental Engineering, University of California Davis, CA, 95616, USA

⁴Aerodyne Research Inc., Billerica, MA, 01821, USA

⁵Scripps Institution of Oceanography, University of California San Diego, CA, 92037, USA

10 ^aNow at: California Air Resources Board, 1001 I Street, Sacramento, CA 95814, USA

^bNow at: Seoul National University, Seoul, South Korea

Correspondence to: Qi Zhang (dkwzhang@ucdavis.edu)

Abstract

15 The impacts of soot particles on climate and human health depend on the concentration of black carbon (BC) as well as the thickness and composition of the coating material, i.e., organic and inorganic compounds internally mixed with BC. In this study, the size-resolved chemical composition of BC-containing aerosol was measured using a high-resolution soot-particle aerosol mass spectrometer (SP-AMS) during wintertime in Fresno, California, a location influenced by abundant combustion emissions and frequent fog events. Concurrently, particle optical properties were measured to investigate the BC
20 absorption enhancement. Positive matrix factorization (PMF) analysis was performed on the SP-AMS mass spectral measurements to explore the sources of soot particles and the atmospheric processes affecting the properties of BC coatings. The analysis revealed that residential wood burning and traffic are the dominant sources of soot particles. Alongside primary soot particles originating from biomass burning (BBOA_{BC}) and vehicles (HOA_{BC}) two distinct types of processed BC-containing aerosol were identified: fog-related oxidized organic aerosol (FOOA_{BC}) and winter-background OOA_{BC}
25 (WOOA_{BC}). Both types of OOA_{BC} showed evidence of having undergone aqueous processing, albeit with differences. The concentration of FOOA_{BC} was substantially elevated during fog events, indicating the formation of aqueous secondary organic aerosol (aqSOA) within fog droplets. On the other hand, WOOA_{BC} was present at a relatively consistent concentration throughout the winter and is likely related to the formation of secondary organic aerosol (SOA) in both the gas phase and aerosol liquid water. By comparing the chemical properties and temporal variations of FOOA_{BC} and WOOA_{BC}, we gain
30 insights into the key aging processes of BC aerosol. It was found that aqueous-phase reactions facilitated by fog droplets had a significant impact on the thickness and chemical composition of BC coatings, thereby affecting the light absorption and hygroscopic properties of soot particles. These findings underscore the important role of chemical reactions occurring within clouds and fogs and influencing the climate forcing of BC aerosol in the atmosphere.

35 **1. Introduction**

Soot particles, also known as black carbon (BC) aerosol, are produced during the incomplete combustion of biomass and fossil fuels. BC strongly absorbs solar radiation and significantly influences regional and global climate. Indeed, it is considered the second largest global warming agent after CO₂ (IPCC, 2021; Kumar et al., 2018; Ramanathan and Carmichael, 2008). In addition to direct effects on radiative forcing, BC aerosol can also alter cloud properties by acting as cloud
40 condensation nuclei (CCN), increase cloud evaporation rates, and impede atmospheric mixing (Bond and Bergstrom, 2006; Koch and Del Genio, 2010; Petäjä et al., 2016).

Soot particles are often emitted as highly fractal structures, but can become internally mixed with secondary organic aerosol (SOA) and inorganic species through condensation and coagulation processes (Bhandari et al., 2019; Zhang et al., 2008), resulting in compaction into a spherical shape (Lee et al., 2019). The mixing state and coating composition of BC have
45 important implications for the optical properties and climatic impacts of soot aerosol. Although BC itself is hydrophobic, the mixing with hydrophilic material can convert soot particles into effective CCN, thereby promoting cloud formation and increasing the BC wet deposition rate (Wu et al., 2019). Furthermore, the presence of coating material can enhance the light absorption of BC through the so-called lensing effect (Cappa et al., 2012; Peng et al., 2016). The magnitude of this enhancement is dependent on the coating composition, with absorptive material such as brown carbon (BrC) having a smaller
50 enhancement compared to non-absorbing coatings (Lack and Cappa, 2010). However, the extent of these impacts remains uncertain, and further research is necessary to better constrain the representation of BC in models. This requires measurements of the mixing state, coating material composition, and optical properties of soot particles in the ambient atmosphere.

Aqueous phase chemical reactions occurring in aerosol liquid water (ALW) and cloud/fog droplets can contribute to the formation of particulate matter and ultimately lead to degraded air quality. One example is the partitioning of water-soluble
55 organic gases into the aqueous phase, where they can react to produce highly oxidized, low volatility compounds. These compounds, generally referred to as aqueous-phase SOA (aqSOA), can remain in the particle phase upon water evaporation (Bianco et al., 2020; Ervens et al., 2011, 2018; Gilardoni et al., 2016; Kim et al., 2019; Sun et al., 2010; Tomaz et al., 2018). The concentrated solute conditions of ALW promote the formation of oligomers and other high molecular weight compounds, while the higher water content conditions found in fog/cloud droplets favor the production of smaller carboxylic acids such as
60 acetic, formic and oxalic acid (Charbouillot et al., 2012; Ervens et al., 2011; Lim et al., 2010). After water evaporation, the residual material is internally mixed with any included BC, or can coagulate with BC particles, resulting in soot particles with high non-BC content and larger particle sizes. (Collier et al., 2018; Meng and Seinfeld, 1994). The occurrence of aqueous-phase reactions are therefore expected to have a significant impact on the thickness and composition of BC coatings, ultimately impacting the optical properties of the soot aerosol (Cao et al., 2022; Cappa et al., 2019). However, a thorough understanding
65 of how aqueous-phase reactions affect ambient soot particles and their optical properties is still lacking.

The San Joaquin Valley (SJV) of California provides an ideal location for studying the impacts of aqueous-phase reactions and fog processing on anthropogenic soot particles (Chen et al., 2018; Collett et al., 1998; Collier et al., 2018; Ge et al., 2012a; Herckes et al., 2015; Kim et al., 2019). This region experiences high levels of humidity and frequent radiation fog events during winter (Collett et al., 1998; Herckes et al., 2015). Moreover, the SJV faces significant air pollution challenges, with severe wintertime particulate matter (PM) pollution episodes and high concentrations of black carbon due to a combination of elevated anthropogenic emissions and stagnant meteorology (Chen et al., 2018, 2020; Ge et al., 2012b; Parworth et al., 2017; Prabhakar et al., 2017; Sun et al., 2022; Watson et al., 2021; Young et al., 2016). Previous studies using aerosol mass spectrometry (AMS) have demonstrated that particulate matter less than 1 μm in diameter (PM_{10}) during winter in the SJV is strongly influenced by combustion sources, including residential woodburning (RWB) and vehicle exhaust (Betha et al., 2018; Chen et al., 2018; Ge et al., 2012b; Sun et al., 2022; Young et al., 2016). Furthermore, the abundant volatile organic compounds (VOCs) co-emitted from these sources contribute to the formation of secondary organic aerosols (SOA) through both gas-phase and condensed-phase reactions (Chen et al., 2018; Ge et al., 2012b; Kim et al., 2019; Lurmann et al., 2006; Young et al., 2016).

In this study, we investigated the aqueous-phase processing of soot particles using a Soot-Particle Aerosol Mass Spectrometer (SP-AMS) deployed in Fresno, which is the largest city in the SJV with a population of approximately 500,000. In particular, we compared a multi-day fog event (high-fog) to a period with less fog (low-fog) to examine how fog droplet processing influences the chemical, physical and optical properties of soot aerosol. The SP-AMS was modified by removing the thermal vaporizer, leaving it solely equipped with the laser vaporizer. This setup allowed us to selectively measure BC-containing particles and analyze the refractory BC (rBC) and chemical composition of associated non-refractory coatings in real-time. Positive matrix factorization analysis of SP-AMS spectra was used to evaluate the importance of aqueous-phase reactions within fog droplets in shaping the properties of soot particles. SP-AMS ion fragments unique to fog processing were identified, offering valuable information for future ambient measurements aimed at identifying aerosol that has undergone fog/cloud processing. These results provide new insights into the role of aqueous processing in influencing the characteristics of BC-containing particles.

2. Experimental Methods

2.1 Sampling site and Instrumentation

Measurements were collected between December 19, 2014 and January 13, 2015 at the University of California Cooperative Extension (36°48'35.26"N, 119°46'42.00"W) in Fresno, CA. An Aerodyne SP-AMS was used to obtain the size-resolved concentration of refractory black carbon (rBC) and associated coating material at 5-minute time resolution. The instrument is similar in design to the Aerodyne high-resolution time-of-flight aerosol mass spectrometer (HR-AMS) but includes a 1064 nm Nd:YAG intracavity laser vaporizer for the vaporization of absorbing material such as rBC (DeCarlo et al., 2006; Onasch et al., 2012). The tungsten thermal vaporizer was physically removed from the instrument in order to only

measure aerosol species (i.e. organics, nitrate, sulfate, chloride, ammonium) mixed with rBC. Further details of the sampling setup, operation of the SP-AMS and the configuration of collocated instruments are described in section S1.1 and reported in Collier et al. (2018) and Cappa et al. (2018).

Aerosol absorption was measured at 405 and 532 nm using a dual wavelength cavity ringdown/photoacoustic spectrometer (CRD-PAS) and 870nm using a photoacoustic extinctions (PAX). Details on the processing of the optical measurements can be found in Cappa et al. (2018) and in section S1.2.

2.2 SP-AMS Data Analysis and Source Apportionment via ME-2

SP-AMS measurements were processed in the Squirrel (V. 1.57) and PIKA (V. 1.16) analysis toolkits within the Igor Pro environment. The concentration of rBC was calculated using the sum of C_1^+ - C_{10}^+ . Organic species also contribute to the signal at C_1^+ , therefore rBC contribution to C_1^+ was constrained using the ratio of C_1^+/C_3^+ measured for regal black during instrument calibration. High resolution peak fitting was performed in a similar manner to Collier et al. (2018) with the following modifications. Additional nitrogen-containing organic fragments were included in the ion list. The following refractory metals were also fit: K^+ , Rb^+ , K_2Cl^+ , $K_2NO_3^+$, and $K_3SO_4^+$. Each of these compounds have a significant negative mass defect with few other possible molecular formulae at the exact m/z ratio, allowing for their unambiguous identification. Organic aerosol elemental ratios including the molar ratios of oxygen-to-carbon (O/C) and hydrogen-to-carbon (H/C) reported here are calculated using the improved ambient method (Canagaratna et al., 2015b).

Positive Matrix Factorization (PMF) analysis was performed on the SP-AMS data matrix using the multilinear engine 2 (ME-2) solver within the Source Finder (SoFi) software (Canonaco et al., 2013; Paatero, 1999; Paatero and Tapper, 1994). The PMF factors associated with rBC aerosol resolved in this study are notated with a “BC” subscript to differentiate them from the NR-PM₁ factors identified in Chen et al (2018). Inputs for PMF included the high-resolution (HR) organic fragments between m/z 12-150, unit mass resolution (UMR) signal between m/z 151-307 and major inorganic ion fragments. Specifically, C_2^+ through C_5^+ were included for rBC, NO^+ and NO_2^+ for nitrate, Cl^+ and HCl^+ for chloride, SO^+ , SO_2^+ , HSO_2^+ , SO_3^+ , HSO_3^+ and $H_2SO_4^+$ for sulfate, NH^+ , NH_2^+ and NH_3^+ for ammonium, and K^+ and Rb^+ for metals. Inclusion of inorganic fragments in PMF analysis constrains the rotational ambiguity of the solution and provides additional insight into the physical meaning of the factors (Sun et al., 2012; Zhou et al., 2017). For more information about ME-2 analysis please refer to section S1.3.

To calculate the species dependent mass within each BC-containing particle type, the fragments corresponding with organics, nitrate, sulfate, chloride, ammonium, rBC and K were segregated and scaled by the species dependent relative ionization efficiency (RIE) and the coating thickness dependent collection efficiency (CE) as described in Collier et al. (2018). The RIE values for nitrate, sulfate and ammonium were determined using the thermal vaporizer, and the RIE using the laser vaporizer may vary slightly from this. An RIE of 2.9 was used for potassium quantification (Drewnick et al., 2006) while rubidium and potassium-containing salts are presented in nitrate equivalent concentration (i.e. RIE of 1). However, the previously established potassium RIE of 2.9 was determined using a ToF-AMS equipped with a thermal vaporizer and it is possible that the RIE may differ when the laser vaporizer is utilized.

3. Results and Discussion

3.1. Influence of Winter Fog Events on Soot Aerosol Composition and Properties in Fresno

The meteorological conditions during the sampling period were typical of winter in the San Joaquin Valley and were characterized by cool and humid weather with average ($\pm \sigma$) temperature of $9.9 \pm 4.7^\circ\text{C}$ and relative humidity (RH) of $83 \pm 16\%$ (Fig. S4a, S6). The average wind speed was low (0.54 ± 0.32 m/s), indicating stagnant conditions that limited the dispersion of pollutants. Elevated rBC concentration was observed throughout the campaign, with an average of 1.04 ± 0.77 $\mu\text{g m}^{-3}$ (Fig. S4c), due to a prevalence of combustion sources in this area.

Between Jan 7th and Jan 13th, 2015, a multiday fog event occurred, providing an opportunity for us to study the effect of fog processing on aerosol composition and properties. The visibility measured at the Fresno Yosemite International Airport, located approximately 10 km away from the sampling site, clearly indicates the persistent nature of the fog event, as the visibility remained below four km for seven consecutive days (Fig. 1, Fig. S4b). In contrast, the preceding, low-fog period between Dec 20th and Jan 4th, 2015 experienced colder and drier conditions. Fog events were less frequent during this period, and when they did occur (e.g., on Dec 21st, Dec 23rd and Dec 31st 2014), they were relatively short-lived, with visibility values below four km for 8 to 14 hours for each occurrence. However, despite the reduced occurrence of fog events, the RH reached 100% nearly every night (Fig. S6f), suggesting favorable nighttime conditions for the occurrence of aqueous-phase processing within aerosol liquid water (ALW).

A key feature of our study was that the SP-AMS was configured to exclusively measure rBC-containing aerosols. This allowed us to utilize the ratio of the total mass of inorganic and organic material to the mass of rBC ($R_{\text{Coat/BC}}$) as a metric for estimating the thickness of coatings on soot particles. In addition, because only 17% of total PM_{10} mass was associated with rBC (Chen et al., 2018; Collier et al., 2018), the background concentrations of secondary species in our measurements were lower in comparison to the aggregated aerosols allowing for enhanced sensitivity in detecting subtle compositional changes arising from the production of secondary aerosol through aqueous-phase processing.

To gain insights into the changes associated with secondary aerosol formation during fog processing and understand the intricate chemical transformations occurring within the soot aerosol population, we compare the size-resolved chemical composition of submicrometer particles containing BC ($\text{PM}_{1,\text{BC}}$) between the high-fog period (Jan 7- Jan 13, 2015) and the low-fog period (Dec. 20 – Jan 4). A $\text{PM}_{2.5}$ cyclone was included in the sampling line prior to a diffusion dryer preventing the direct sampling of liquid fog droplets larger than 2.5 μm . Instead, the aerosol composition measured during fog events represents the composition of interstitial particles. As illustrated in Fig. 1c, the $\text{PM}_{1,\text{BC}}$ concentration increased substantially from 2.6 ± 2.0 $\mu\text{g m}^{-3}$ during the low-fog period to 5.1 ± 1.3 $\mu\text{g m}^{-3}$ during the high-fog period, accompanied by significant changes in the soot aerosol composition. A t-test revealed that the concentrations of directly emitted species, including rBC ($p < 0.01$) and gas-phase CO ($p < 0.05$) displayed statistically significant increases during the high-fog period (Fig. 1). This increase is likely associated with the accumulation of pollutants from combustion sources facilitated by the stagnant, windless conditions and decreased boundary layer height. The low-fog period also coincided with the winter holidays, and it is possible

that the emission patterns of primary sources, such as residential wood-burning and vehicle traffic varied between the two
165 periods.

The $R_{\text{Coat/BC}}$ value increased by a relatively small, but statistically significant amount from 2.30 ± 0.86 during the low-fog period to 2.92 ± 0.45 during the high-fog period ($p < 0.01$; Fig. 1c). The increase of $R_{\text{Coat/BC}}$ during the fog event was attributed to the accumulation of secondary species, including nitrate, sulfate, ammonium and oxidized organics (Fig. 1c, S4). This increase was also associated with an elevated fraction of PM_{10} associated with rBC, increasing from 15% during the low
170 -period, to 18% during the high-fog period. Together, these observations indicate an enhanced production of secondary aerosol species facilitated by aqueous-phase reactions within fog droplets and underscore the profound influence of fog processing on aerosol composition and physical properties.

Nitrate exhibited the most significant increase on soot particles during the high-fog period, with the concentration of $\text{NO}_{3, \text{BC}}$ rising by a factor of five, from $0.28 \pm 0.14 \mu\text{g m}^{-3}$ during the low-fog period to $1.29 \pm 0.31 \mu\text{g m}^{-3}$ (Fig. 1c). Its
175 contribution to the $\text{PM}_{10, \text{BC}}$ mass also increased considerably from 11% to 25% (Fig. 1d, 1e). These observations provide clear evidence that the presence of fog droplets promoted the formation of nitrate on BC particles. Particulate nitrate in the atmosphere is formed via multiple pathways. One of the pathways involves the gas-phase reaction between NO_2 and the OH radical, resulting in the formation of HNO_3 , a highly water-soluble compound which rapidly partitions into liquid droplets (Finlayson-Pitts and Pitts, 1997). Upon the evaporation of water, the abundant ammonia present in the SJV region inhibits the
180 evaporation of nitrate.

Another pathway for nitrate formation involves the heterogeneous uptake and subsequent hydrolysis of N_2O_5 . N_2O_5 is formed through the reaction of NO_2 and NO_3 radical, which itself is formed by the reaction between NO_2 and O_3 (Ravishankara, 1997). As both N_2O_5 and its precursor, the NO_3 radical, are quickly photolyzed during the daytime, nitrate formation via the N_2O_5 pathway is typically considered important only at night while the OH pathway dominates during the
185 day. However, previous studies have demonstrated that during fog/cloud events, the reduced transmission of solar radiation, coupled with an elevated droplet surface area, can make N_2O_5 hydrolysis a significant source of nitrate even during the daytime (Brown et al., 2016; Wu et al., 2021; Zhang et al., 2022). Thus, the suppressed solar radiation during the high-fog period may result in elevated daytime steady-state concentrations of NO_3 radical and N_2O_5 . Furthermore, the suppressed solar radiation will also likely lead to decrease in the steady state concentration of the OH radical, further reducing the role of the OH pathway.
190 Together, this suggests that the N_2O_5 formation pathway could be an important factor contributing to the elevated concentrations of nitrate seen during the high-fog period.

The concentration of sulfate was also enhanced in soot aerosols during the high-fog period, exhibiting a 2.5-fold increase compared to the low-fog period (Fig. 1). Since SO_2 concentrations were comparable between the two periods, aqueous-phase reactions occurring within fog droplets likely played a role in the increasing sulfate concentration during the
195 high-fog period. This observation aligns with the well-established understanding that SO_2 undergoes rapid conversion to SO_4^{2-} through aqueous-phase reactions (Seinfeld and Pandis, 2006).

Organic compounds were the most abundant species on soot aerosol, contributing 38% and 48% of $PM_{1,BC}$ mass during the high-fog period and low-fog period, respectively. However, the Org_{BC} was significantly higher during the high-fog period, increasing from $1.25 \pm 1.13 \mu\text{g m}^{-3}$ to $1.96 \pm 0.57 \mu\text{g m}^{-3}$. The smaller Org_{BC} mass fraction during the high fog period was primarily driven by the accumulation of $NO_{3,BC}$ and $NH_{4,BC}$. Additionally, the composition of Org_{BC} differed between the two periods showing evidence of fog-induced increases of oxygenated organic species in soot aerosols (Fig. 1c). The detailed discussion of this process is provided in the subsequent sections.

Another important species present in $PM_{1,BC}$ in Fresno is potassium, with an average concentration of $53 \pm 50 \text{ ng m}^{-3}$ and accounting for between 0.7% and 4% of $PM_{1,BC}$ (Fig 2). Note that quantification of K^+ is generally challenging within the AMS as potassium can undergo thermal ionization on the vaporizer surface, leading to highly uncertain ionization efficiency (Drewnick et al., 2015). Even in the absence of the thermal vaporizer, it is possible that potassium can undergo thermal ionization upon the BC particle surface during the vaporization process. However, previous studies have demonstrated a strong correlation between the K signal measured by an AMS and the K^+ concentration measured by collocated ion chromatography attached to a Particle Into Liquid Sampler (PILS), indicating that the AMS-measured K signals can be effectively utilized to determine the temporal variations in particulate potassium concentration (Parworth et al., 2017).

Potassium is emitted directly from the combustion of biomass and serves as an inert tracer for biomass burning emissions as, unlike levoglucosan, K^+ does not degrade during atmospheric processing (Andreae, 1983). However, there is significant variation of the chemical form of potassium in the atmosphere. Although K^+ is usually emitted as KCl or KOH, these compounds undergo rapid acid displacement reactions with H_2SO_4 and HNO_3 to form K_2SO_4 and KNO_3 (Cao et al., 2019; Li et al., 2013; van Lith et al., 2008; Sorvajärvi et al., 2014). KCl, K_2SO_4 and KNO_3 have been identified previously in aerosols within BB plumes (Li et al., 2003, 2010) and have been detected with mass spectrometry as K_2Cl^+ (m/z 112.896), $K_2NO_3^+$ (m/z 139.915), and $K_3SO_4^+$ (m/z 212.843) (Pratt et al., 2010; Shen et al., 2019; Wang et al., 2020).

As shown in Figure 2, the dominant form of potassium measured was K^+ , while K_2Cl^+ , $K_2NO_3^+$ and $K_3SO_4^+$ were also unambiguously identified. The concentration of K_2Cl^+ is sporadic and increased substantially during periods influenced by fresh RWB emissions. Interestingly, K_2Cl^+ concentration remained low throughout the high-fog period, suggesting that the presence of fog droplets may facilitate the physical or chemical removal of KCl. In contrast, $K_3SO_4^+$ concentrations were elevated during the high-fog period compared to the low-fog period. The correlations between $K_3SO_4^+$ and $SO_{4,BC}$ concentrations showed variable slopes, gradually decreasing over the course of the high-fog period (Fig. 2b), suggesting distinct formation mechanisms associated with $SO_{4,BC}$ or K_2SO_4 . Specifically, K_2SO_4 is expected to form through acid replacement reactions involving KCl, while sulfate forms due to SO_2 oxidation. $K_3SO_4^+$ correlates moderately with SO_2 , with both exhibiting a decreasing trend during the high fog period. On the other hand, the concentration of $SO_{4,BC}$ remained relatively stable, likely a result of the balance between enhanced aqueous-phase formation and wet deposition of sulfate, facilitated by fog events.

The concentration of $K_2NO_3^+$ was considerably lower than the other forms of potassium, despite the abundance of nitrate in the SJV. Parworth et al (2017) found low concentrations of gas-phase HNO_3 likely resulting from the rapid formation

of ammonium nitrate due to the high ammonia concentrations. Hence, the low concentrations of K_2NO_3^+ may be attributed to insufficient HNO_3 levels to form significant amounts of KNO_3 through acid replacement reactions.

3.2 Sources and Chemical Processing of Soot Particles in Fresno

Through source apportionment analysis that included both organic and inorganic species, we identified four soot
235 particle types. These included a biomass burning organic aerosol (BBOA_{BC}) associated with residential wood burning activity, hydrocarbon like organic aerosol (HOA_{BC}) related to vehicle emissions, fog-related oxidized organic aerosol (FOOA_{BC}) connected with aqueous phase processing occurring with fog droplets, and winter-background oxidized organic aerosol (WOOA_{BC}) associated with both aqueous phase and photochemical processes. The first of these two (BBOA_{BC} and HOA_{BC}) are named according to their primary emission source, while the FOOA_{BC} and WOOA_{BC} are named based on the pathways by
240 which the BC was coated and processed following emission. Biomass burning and vehicles are believed to be the original sources of the BC in FOOA_{BC} and WOOA_{BC} , however the primary source signature has degraded or been overshadowed by secondary aerosol formation during atmospheric processing.

Among these, BBOA_{BC} exhibited the highest concentration, with an average concentration of $0.55 \mu\text{g m}^{-3}$, accounting for 37% of the OA_{BC} mass over the duration of the campaign. As shown in Fig. 3a, the BBOA_{BC} spectrum had significant
245 contributions from the $\text{C}_2\text{H}_4\text{O}_2^+$ ($m/z = 60$) and $\text{C}_3\text{H}_5\text{O}_2^+$ ($m/z = 73$) fragments, both of which are markers for anhydrous sugars such as levoglucosan, released during the combustion of biomass (Aiken et al., 2010; Alfara et al., 2007; Cubison et al., 2011). The organic mass in this factor showed a fraction of signal at m/z 60 (f_{60}) of 3.0%, and an O/C of 0.46, indicating that BBOA_{BC} likely represents freshly emitted soot particles from BB. Furthermore, Fig. 3a shows that BBOA_{BC} had little contribution from inorganic compounds except for K^+ , which accounted for 3.4% of the total factor mass. Moreover, as illustrated in Figure 2,
250 BBOA_{BC} displayed a strong correlation with K^+ ($r^2 = 0.93$) and Rb^+ ($r^2 = 0.46$). Previous studies have documented the association of Rb^+ is with BB emissions (Artaxo et al., 1994; Rivellini et al., 2020). The observation that BBOA_{BC} had the lowest $\text{R}_{\text{Coat/BC}}$ (1.49) among the four factors suggests that fresh wood smoke aerosols at this site were predominantly thinly coated.

The BBOA_{BC} concentration was higher during the low-fog period, which can be attributed to an increased residential
255 wood burning (RWB) activity due to the colder temperatures and the winter holidays (Fig. 1c, Fig. 2a). It is also possible that the lower BBOA_{BC} concentration during the high-fog period was due to rapid fog processing of fresh wood smoke aerosol into OOA, removing the BB source signatures. The time series analysis shows comparable diurnal patterns of BBOA_{BC} concentrations during both periods, with peak concentrations occurring between 19:00-24:00 and a minor increase observed between 7:00-10:00 (Fig. S7a). These results are consistent with previous observations of prevalent RWB activity in Fresno
260 during the winter season (Betha et al., 2018; Ge et al., 2012b; Sun et al., 2022; Young et al., 2016).

The HOA_{BC} factor likely represents soot particles emitted by vehicle traffic and accounted for 18% of OA mass on BC particles. Its mass spectrum was primarily composed of C_xH_y^+ ions, displaying an enhancement of the $\text{C}_n\text{H}_{2n-1}^+$ and $\text{C}_n\text{H}_{2n+1}^+$ ion series (Fig. 3) which is characteristic of fossil fuel combustion (Canagaratna et al., 2004; Collier et al., 2015;

Zhang et al., 2005). HOA_{BC} was the least oxidized factor identified in this study, with an O/C of 0.30. It displayed a slightly elevated contribution from inorganic nitrate, which accounted for 3% of the total factor mass, possibly due to the rapid oxidation of NO_x co-emitted from vehicles. Black carbon accounts for 34% of the total factor mass, yielding an average R_{Coat/BC} of 1.95.

The average organic concentrations of HOA_{BC} during the low-fog and high-fog periods were relatively consistent at 0.30±0.32 μg m⁻³ and 0.24±0.23 μg m⁻³, respectively, indicating a stable emission of soot particles from vehicular sources throughout the campaign. The diurnal profile of HOA_{BC} was similar to gas-phase NO_x, however HOA_{BC} showed notable differences between the two periods (Fig. S6, S7b). During the high-fog period, two diurnal peaks of similar magnitudes were observed. The peak in the morning (09:00-10:00) corresponded to rush hour, while the peak in the evening (19:00-23:00) was influenced by a combination of rush hour, decreasing boundary layer height and other, late night combustion activity. The peak during the late evening (22:00-23:00) occurred later than expected from rush hour, but was similar to previous observations of HOA in Fresno (Sun et al., 2022; Young et al., 2016). In contrast, during the low-fog period, the morning rush-hour peak was nearly absent, and the evening peak occurred two hours earlier peaking between 20:00 – 22:00. The differences in the diurnal profiles may be results of reduced commuter traffic during the winter holidays, or lower boundary layer height due to colder temperatures.

The two OOA_{BC} factors showed distinct spectral and temporal features, suggesting that they may represent soot particles processed through different atmospheric pathways, with coatings formed via different precursor sources or secondary formation processes. The concentration of FOOA_{BC} showed a dramatic increase during the high-fog period, rising by over a factor of 10 from 0.18 ± 0.13 μg m⁻³ to 2.2 ± 0.5 μg m⁻³ (Fig. 1). In contrast to this, WOOA_{BC} did not exhibit significantly different concentrations between the two periods. Overall, the organic matter in the FOOA_{BC} factor was less oxidized than the WOOA_{BC} factor, with O/C ratios of 0.50 and 1.01, respectively. The O/C ratio of the FOOA_{BC} is comparable to the O/C ratios observed in residual particles formed from the atomization of fog waters collected in Fresno (Kim et al., 2019). The FOOA_{BC} spectrum is dominated by the C₂H₃O⁺ fragment and shows a stronger influence from C_xH_y⁺ fragments (Fig. 3). On the other hand, the WOOA_{BC} factor has a higher contribution of oxygen-containing fragments such as the CO₂⁺ at *m/z* 44. Furthermore, the WOOA_{BC} factor also exhibits an enhanced fraction of organic mass at *m/z* 29, dominated by the CHO⁺ fragment (Fig. 3), a marker that has been previously associated with aqSOA (Gilardoni et al., 2016). Nearly all of the nitrate, sulfate, and ammonium mass is attributed to the OOA_{BC} factors, indicating the significant contribution of secondary inorganic species as coating material on processed BC aerosol in Fresno. Nitrate and sulfate accounted for 32% and 2% of the total FOOA_{BC} mass and 24% and 3% of the total WOOA_{BC} mass, respectively.

The diurnal profile of FOOA_{BC} shows relatively little variation during the high-fog period, with a slight decrease observed at 08:00, and a maximum at 13:00 (Fig. S7c). This decrease in the morning coincided with the lowest visibility values and may be attributed to fog scavenging, or the growth of particles beyond the 1 μm transmission range of the SP-AMS. Based on our findings, we deduce that the organic matter in FOOA_{BC} represents SOA formed through aqueous-phase processing within liquid fog droplets.

300 The WOOA_{BC} concentration shows notably different diurnal profiles between the two periods (Fig. S7d). Although the concentration is flat during the low-fog period, this factor showed a notable daytime peak between 08:00 and 20:00 during the high-fog period, indicating the role of photochemical reactions in the formation of WOOA_{BC}. During the low-fog period, aqueous-phase processes likely occurred primarily in concentrated aerosol liquid water (ALW) under subsaturated conditions rather than in relatively dilute droplets under foggy conditions. We hypothesize that WOOA_{BC} represents a general OOA factor internally mixed with BC, influenced by SOA formed through aqueous processing in ALW, as well as gas phase photo-oxidation.

305 Although solar radiation was slightly reduced during the high-fog period compared to the low-fog period, the mixing ratios of gas-phase O₃ and odd oxygen (O_x = O₃ + NO₂ (Herndon et al., 2008; Wood et al., 2010)) were similar between the two periods, suggesting comparable photochemical activity (Fig. S6d). The role of photochemistry in SOA production was further investigated using the correlation of the aerosol species and O_x (Fig. S9). Overall, there were low correlations ($r^2 < 0.2$) between the concentration of both OOA_{BC} factors and O_x, suggesting that photochemical processes were unable to explain all SOA formation. When normalized to the rBC concentration, a slight increase in WOOA_{BC}/rBC was seen at high O_x values during the daytime ($r^2 = 0.32$), supporting that WOOA_{BC} production was influenced by daytime photochemical processes during the low-fog period (Fig. S8). However, the concentrations of nitrate and sulfate showed negligible changes with varying O_x levels, supporting the important contribution of aqueous-phase reactions in the production of these species.

315 The soot particles represented by the FOOA_{BC} and WOOA_{BC} factors displayed larger R_{Coat/BC} than the soot particles represented by the BBOA_{BC} and HOA_{BC} factors, with R_{Coat/BC} values of 3.50 and 3.27, respectively. These larger values are consistent with the accumulation of secondary material onto BC particles or the coagulation with non-BC containing secondary particles during atmospheric processing. However, the R_{Coat/BC} observed in our study is considerably lower than values reported in studies that analyzed heavily processed PM₁ using laser-only SP-AMS, where R_{Coat/BC} values were found to exceed 10 (Healy et al., 2015; Lee et al., 2017; Wang et al., 2017). Therefore, we infer that FOOA_{BC} and WOOA_{BC} likely represent 320 BC particles coated with secondary materials that have undergone limited processing.

Both OOA_{BC} factors also show a minor contribution from K and chloride in the coating material (Fig. 3, Fig. S5), indicating that RWB is a notable source of the processed soot particles at this site. This hypothesis is supported by the slightly elevated $f_{C_{2H_4O_2}}$ signal observed in the mass spectra of both FOOA_{BC} and WOOA_{BC} (0.74% and 0.84%, respectively). To estimate the influence of processed BB emissions on the two OOA_{BC} factors, we utilized K as an inert tracer. The K mass concentration associated with the FOOA_{BC} and WOOA_{BC} factors was multiplied by the BC/K ratio observed in the BBOA_{BC} factor. Assuming a constant BC/K ratio for BB aerosol during atmospheric processing, this calculation resulted in a BB-influenced (BB-inf) fraction of 43% for FOOA_{BC} and 49% for WOOA_{BC}. The ratio of BB-inf OOA_{BC} to BBOA was significantly higher ($p < 0.01$) during the high-fog period than the low-fog period, suggesting that the presence of droplets coupled with the stagnant conditions resulted in a higher abundance of processed BBOA (Fig S10). These results also highlight 330 the importance of RWB emissions to the total BC budget in this location.

Due to the abundant $\text{NH}_3(\text{g})$ emissions in SJV, aerosols are typically neutralized (Parworth et al., 2017; Young et al., 2016). Interestingly, the BBOA_{BC} , HOA_{BC} and FOOA_{BC} factors all exhibited a ratio of measured ammonium to predicted ammonium ($\text{NH}_{4,\text{meas}}/\text{NH}_{4,\text{pred}}$) less than 1, with ratios of 0.80, 0.93 and 0.96 respectively, indicating an apparent deficit of ammonium. Although this may suggest the presence of acidic aerosol (Zhang et al., 2007), it is more likely due to the presence of the potassium salts of sulfate, nitrate and chloride. In contrast to this, the calculated $\text{NH}_{4,\text{meas}}/\text{NH}_{4,\text{pred}}$ ratio for the WOOA_{BC} factor is 1.47, indicating an excess of ammonium associated with this factor. This excess may indicate the presence of organic acids, as suggested by the elevated CO_2^+ and CHO_2^+ signals, which have been proposed as tracers for organic acids (Jiang et al., 2021; Sorooshian et al., 2010; Yatavelli et al., 2015). Additionally, as the organic matter in WOOA_{BC} has the highest N/C ratio (0.032) among all factors resolved in this study, the elevated ammonium signal could also be contributed by amino compounds, which can fragment into NH_x^+ ions within the AMS (Ge et al., 2014, 2023).

3.3 Effect of Fog Events on the Partitioning of Aerosol Species between Soot and BC-Free Particles

Chen et al. (2018) conducted NR-PM_1 composition measurements using a co-located HR-ToF-AMS and performed PMF analysis of the organic spectra. A comparison with their results provides insight into the differences in sources and processes between the bulk NR-PM_1 composition and the fraction containing black carbon. Four PMF factors were also identified for NR-PM_1 , including $\text{BBOA}_{\text{NR-PM}_1}$ ($\text{O/C} = 0.47$, $\text{H/C} = 1.7$), $\text{HOA}_{\text{NR-PM}_1}$ ($\text{O/C} = 0.11$, $\text{H/C} = 1.8$), Nitrate-related OOA ($\text{NOOA}_{\text{NR-PM}_1}$; $\text{O/C} = 0.44$, $\text{H/C} = 1.7$), and very oxygenated OA ($\text{VOOA}_{\text{NR-PM}_1}$; $\text{O/C} = 0.78$, $\text{H/C} = 1.7$) (Chen et al., 2018). Due to the two vaporization methods resulting in different fragmentation patterns (Avery et al., 2020; Canagaratna et al., 2015a) the temporal features of each factor are compared rather than a direct comparison of the spectra. The scatter plots of the time series (not shown) reveal a strong correlation between BBOA_{BC} and $\text{BBOA}_{\text{NR-PM}_1}$, with an r^2 value of 0.81 and a slope of 0.14 obtained through orthogonal distance regression with an intercept of zero. Likewise, the correlation between $\text{HOA}_{\text{NR-PM}_1}$ and HOA_{BC} was high ($r^2 = 0.70$) and the slope was 0.053. Therefore, the two primary OA factors, HOA and BBOA, were combined and displayed in Figure 4b. There was no statistical difference in the slope of $\Sigma\text{POA}_{\text{BC}}$ and $\Sigma\text{POA}_{\text{NR-PM}_1}$ during the two periods. Overall, approximately 12% of POA mass was mixed with rBC in PM_1 during this study assuming the same RIE in the laser and tungsten vaporizer.

The temporal behaviors of the OOA factors differ dramatically between the NR-PM_1 and $\text{PM}_{1,\text{BC}}$ (Fig. 4a), suggesting that atmospheric processing may have impacted the BC-free fraction differently than the BC-containing fraction. The time series of FOOA_{BC} shows a strong correlation with $\text{NOOA}_{\text{NR-PM}_1}$ ($r^2 = 0.80$) and no correlation with $\text{VOOA}_{\text{NR-PM}_1}$ ($r^2 = 0.01$). However, the $\text{NOOA}_{\text{NR-PM}_1}$ concentration also shows periods of elevated concentrations during the low-fog period signifying that $\text{NOOA}_{\text{NR-PM}_1}$ is not unique to fog processing. Cappa et al. (2018) argues that this factor may be formed through various nocturnal oxidation pathways including aqueous-phase reactions and nitrate radical chemistry. The WOOA_{BC} time series shows no correlation ($r^2 < 0.1$) with either $\text{OOA}_{\text{NR-PM}_1}$ factor. The correlation between $\Sigma\text{OOA}_{\text{BC}}$ and $\Sigma\text{OOA}_{\text{NR-PM}_1}$ is moderate during both periods, however the slope increases from 0.055 in the low-fog period to 0.12 in the high-fog period and the difference is statistically significant ($p < 0.01$). The greater proportion of total OOA found in soot particles during the presence

365 of fog suggests that droplet processing creates a more homogenous aerosol population, with a larger portion of secondary material internally mixed with rBC.

Similar to the oxidized organics, the proportion of nitrate internally mixed with rBC in PM_{10} increased during foggy periods as well, albeit to a lesser extent. During the high-fog period, it accounted for 8.6% of total NO_3 in PM_{10} , compared to 6.4% during the low-fog period ($p < 0.01$; Fig. 4d). In contrast, despite a nearly two-fold increase in $SO_{4,BC}$ during the high-
370 fog period compared to the low fog period (Fig. 1c), the percentage of sulfate mixed with black carbon slightly decreased during the high-fog period (3.9% of total sulfate in PM_{10} vs. 4.6% during low-fog period; $p < 0.05$; Fig. 4c). One possible explanation for this discrepancy is that BC-free particles are generally more hygroscopic and thus a high propensity to form fog droplets, where cloud processing of sulfate is favored.

3.4 Effect of Fog Processing on Soot Particle Size Distribution

375 The size distribution of soot particles changed significantly over the course of the campaign, peaking at larger sizes (600-700 nm in D_{va}) during the high-fog event consistent with cloud/fog processing (Fig. 5; Collier et al., 2018; Eck et al., 2012; Ge et al., 2012a). The average size distribution of each PMF factor was calculated by performing linear decompositions of the average size resolved mass spectra (Fig. 5), following the method described by Ge et al., (2012b). To examine the effects of fog processing, the decomposition was performed separately for the low-fog and high-fog periods. The HOA_{BC} and
380 $BBOA_{BC}$ factors show slightly different size distributions between the two periods, with the size mode for each factor shifting to smaller diameters during the high-fog period (Fig. 5a-b). Specifically, the $BBOA$ size distribution shifts from a peak at 300nm to 180nm in D_{va} , while the HOA size distribution shifts from a broad peak ranging from 200nm to 400nm to a narrower peak between 100nm and 300nm D_{va} . Additionally, during the low-fog period both HOA_{BC} and $BBOA_{BC}$ size distributions extended to particle sizes larger than 500nm D_{va} , while this tail is completely absent during the high-fog period. As the size
385 distributions of freshly emitted POAs are likely similar between the two periods, the observed shift towards smaller sizes during the high-fog period may be attributed to rapid wet deposition or droplet scavenging, which selectively removes larger particles from the aerosol population.

The $FOOA_{BC}$ size distribution shows a single mode, peaking at 700nm, which is consistent with droplet processing. On the other hand, the $WOOA_{BC}$ factor appears to contribute more to smaller accumulation mode particles compared to the
390 $FOOA_{BC}$ factor. This behavior could be due to the condensation of SOA species produced in the gas phase through photochemical processes.

Due to the changes in the aerosol size distributions discussed above, the size dependent $PM_{10,BC}$ composition varied significantly between the two periods (Fig. 5e, f). During the high-fog period, small soot particles with $D_{va} < 200$ nm are primarily composed of rBC and the POA species. Larger particles are predominantly coated with $FOOA_{BC}$ and ammonium
395 nitrate. Interestingly, the coating thickness exhibits a strong size dependence, increasing from $R_{coating/BC} < 1$ at 100nm to nearly 6 at 1 μ m. In contrast, the composition was less variable across the size range during the low-fog period. The rBC fraction

remained relatively constant for different sized particles, yielding only a minor increase in coating thicknesses at larger particle sizes.

3.5. Chemical Signatures of aqSOA Formation Observed on Soot Particles

400 The prolonged fog event and high concentrations of liquid water during the high-fog period provide an opportunity to explore the formation of aqSOA in the ambient atmosphere. Table 1 lists the changes in the concentration of HR-AMS ion fragments related to different sources, including organic acids, methanesulfonic acid, BBOA and vehicle emissions.

405 Methanesulfonic acid (MSA, CH₃SO₃H) or its salt – mesylate (CH₃SO₃⁻) is often used as a marker for aqueous phase processing and has been previously identified in aerosol and fog water in Fresno (Ge et al., 2012b; Kim et al., 2019). Here, two previously identified AMS marker ions for MSA, CH₂SO₂⁺ and CH₃SO₂⁺, are observed to be well separated from adjacent ions and are used to estimate the MSA_{BC} concentration. The slope of the signal intensities of these two ions was 0.37 (r² = 0.71), which is similar to the ratio seen for pure MSA sampled in the laboratory and suggests that these fragments are primarily produced by MSA (Ge et al., 2012a). The total concentration of MSA in soot particles was estimated using the following formula:

$$410 \text{ MSA}_{\text{BC}} = (\text{CH}_2\text{SO}_2^+_{\text{BC}} + \text{CH}_3\text{SO}_2^+_{\text{BC}}) / 0.119 \quad (1)$$

Where CH₂SO₂⁺_{BC} and CH₃SO₂⁺_{BC} are the measured mass concentrations of these two ions and 0.119 is their fractional contribution to the total mass spectra of pure MSA reported in Ge et al, (2012a). The MSA_{BC} concentration during the low-fog period was 2.3 ± 1.9 ng m⁻³ and during the high-fog period it was approximately 5 times higher (11.6 ± 3.3 ng m⁻³; Fig. 1c, Table 1). Ge et al. (2012a) reported an average MSA concentration of 18 ng m⁻³ in NR-PM₁ for the same site during winter 415 2010, and the lower concentration measured in our study is consistent with only capturing the MSA present in the rBC fraction. The MSA_{BC} concentration during the high-fog period corresponds to 0.59% of OA_{BC} mass, similar to the 0.5% reported by Ge et al. (2012a). Only the CH₃SO₂⁺ fragment was included in the PMF analysis, and this fragment was mainly attributed to the FOOA_{BC} factor (67%) and the WOOA_{BC} factor (23%), with a minor contribution from BBOA_{BC} (9%). This highlights the influence of aqSOA on both OOA_{BC} factors.

420 Organic acids are an important component of OA and have been found to contribute up to 50% of OA mass in some ambient samples (Sorooshian et al., 2010; Yatavelli et al., 2015). These compounds, often highly oxidized, have the potential to enhance the CCN ability of the aerosol. In HR-AMS datasets, CO₂⁺ (*m/z* 44) is often used as a marker for organic acids and CHO₂⁺ (*m/z* 45) has also been proposed as a marker fragment for these compounds (Duplissy et al., 2011; Jiang et al., 2021; Ng et al., 2011). At the study location, the CO₂⁺ fragment shows contributions from all the PMF factors, emphasizing the 425 diverse sources of this fragment. Indeed, 38% of CO₂⁺ is associated with the two primary factors, indicating the presence of either directly emitted organic acids or other oxygenated functional groups that produce this fragment. In contrast, CHO₂⁺ appears to be strongly associated with secondary processes. Nearly all of the signal from this fragment is attributed to the OOA_{BC} factors, with 35% and 62% of its measured signal apportioned to WOOA_{BC} and FOOA_{BC}, respectively.

Here we also propose the use of the CH_2O_2^+ ion (m/z 46) as a novel tracer fragment for fog/cloud droplet processing. Interestingly, 98% of mass of this ion is apportioned to the FOOA_{BC} factor, and a strong correlation ($r^2 = 0.88$) is seen between the timeseries of CH_2O_2^+ and FOOA_{BC} . Based on the SP-AMS spectra of pure oxalic acid measured in the laboratory, as well as the NIST data base spectra, we hypothesize that this fragment is generated from oxalic acid ($\text{HO}_2\text{C}-\text{CO}_2\text{H}$) or its conjugate base, oxalate ($\text{C}_2\text{O}_4^{2-}$; Fig. S13). Oxalate is one of the most abundant atmospheric carboxylates and is mainly produced through cloud processing of water soluble compounds such as glyoxal and methylglyoxal (Collett et al., 2008; Ho et al., 2007; Miyazaki et al., 2009; Nah et al., 2018; Tan et al., 2010; Wang et al., 2010) and phenols (Jiang et al., 2021; Sun et al., 2010; Yu et al., 2014). The volatility of ammonium oxalate has previously been found to be several orders of magnitude lower than oxalic acid, making this the most likely form in the ammonia rich environment of the SJV (Paciga et al., 2014). The CH_2O_2^+ fragment has also been identified in aqueous phase OOA PMF factors in Xi'an and Beijing (Duan et al., 2021; Sun et al., 2016) and in cloud droplets following illumination (Schurman et al., 2018). Other possible formation pathways of oxalate are the fragmentation of larger dicarboxylic acids (Ervens et al., 2011) or primary emission from biomass burning (Wang et al., 2007). However, in this study, we see no correlation between CH_2O_2^+ and BBOA_{BC} ($r^2 = 0.02$), suggesting that primary emission of oxalate from biomass burning activity is not a significant source of CH_2O_2^+ . This finding is in contrast to measurements in China, where primary BB emissions accounted for 30% of the oxalate mass (Yang et al., 2014).

It is important to note that in ambient measurements, the HR-AMS signal at m/z 46 is typically dominated by NO_2^+ (45.9929 amu), and the ability to resolve CH_2O_2^+ (46.0055 amu) depends on the resolution of the instrument. Figure S13c displays the temporal variation of these two ions. The variable ratio between these two ions indicates that the change in CH_2O_2^+ signal cannot be explained by over-fitting of the NO_2^+ ion. Furthermore, Fig. S13e and S13f display the high-resolution peak fitting of the signal at m/z 46 during the high-fog and low-fog periods, confirming that the signal attributed to CH_2O_2^+ is robust and not an artifact resulting from the high-resolution fitting algorithm. According to the NIST database, other common mono- and di-carboxylic acids do not show significant production of this specific fragment. Formic acid is an exception; however, due to its high volatility, this compound is not expected to be present in the particle phase.

Previous studies have used the strong correlation between oxalic acid and sulfate across various ambient conditions to assess the extent of cloud processing experienced by an air parcel (Hilario et al., 2021; Sorooshian et al., 2006; Yu et al., 2005). While sulfate production is dependent on the liquid water content of the droplets, aqSOA production, including the formation of oxalate, is limited by the uptake of oxidants to the droplet, and is therefore dependent on droplet surface area (Ervens et al., 2014; McVay and Ervens, 2017). Figure 6 depicts the correlation between the different organic acid tracers discussed above and sulfate (Fig 6a,c,e) or nitrate (Fig 6b,d,f). Notably, CH_2O_2^+ shows significant enhancement and a strong correlation with both sulfate and nitrate during the high-fog period (Fig. 6a,b, Table 1). In contrast, the periods of elevated sulfate concentrations during the low-fog period are not associated with elevated concentrations of CH_2O_2^+ . This variation in slope between the two periods suggests that while aqueous-phase processes can lead to sulfate formation during the low-fog period, the conditions are not conducive to the formation of the parent compound of CH_2O_2^+ . We hypothesize that this compound is instead formed through processes occurring in the droplets, which only occur during the high-fog period. Unlike

sulfate, nitrate can be produced through both photochemical and heterogeneous reactions as discussed earlier. Furthermore, due to the semi-volatile nature of ammonium nitrate, its concentration can be influenced by gas-particle partitioning, which is driven by atmospheric conditions and particle acidity. Despite these complications, a discernible relationship between CH_2O_2^+ and nitrate is still seen during the high-fog period (Fig 6b). This highlights the important role of fog processing in controlling the formation of particulate nitrate as has been seen in previous, bulk aerosol measurements in Fresno (Chen et al., 2018).

The relationship between the CHO_2^+ fragment and sulfate are comparable between both periods (Fig. 6a), indicating that similar processes govern the enhancement of both species. Finally, CO_2^+ shows a negligible overall correlation with sulfate (Fig 6e). This finding is expected as CO_2^+ can be produced through the fragmentation of a multitude of compounds unrelated to aqueous-phase processing. The relationship between CHO_2^+ and $\text{SO}_{4,\text{BC}}$ (Fig. 6c) as well as CO_2^+ and $\text{SO}_{4,\text{BC}}$ (Fig. 6e) during the low-fog period shows a variation in slope with time, resulting in the overall low correlation, emphasizing the different sources of these species.

3.6. Influence of Aqueous-Phase Processing on Soot Particle Absorption Properties and Hygroscopicity

The soot particle composition as a function of $R_{\text{Coat/BC}}$ is shown in Fig. 7. The results reveal that the BC-containing POA factors are the dominant components when the rBC particles were thinly coated (i.e., $R_{\text{Coat/BC}} < 2$). However, as the coating thickness increased, the contributions of FOOA_{BC} and nitrate become more prominent. Interestingly, the mass fraction of FOOA_{BC} reaches a peak at an $R_{\text{Coat/BC}}$ of 4, followed by a decrease at higher coating thickness. This suggests that during fog events, processed soot particles are likely removed from the atmosphere through wet deposition or advected away from the sampling site prior to becoming thickly coated. Instead, thickly coated soot particles ($R_{\text{Coat/BC}} > 4$) at this site are dominated by ammonium nitrate, HOA_{BC} and WOOA_{BC} . Previous studies have identified thickly coated HOA aerosol originating from diesel emissions, due to the rapid condensation of lubricating oils onto rBC aerosol (Carbone et al., 2019; Willis et al., 2016). Additionally, the higher mass fraction of WOOA_{BC} at large $R_{\text{Coat/BC}}$ values suggests the presence of particles that have undergone significant processing, possibly representing regionally transported aerosols.

Figure 7 also depicts the average rBC absorption enhancement (E_{abs}) for each $R_{\text{Coat/BC}}$ bin. E_{abs} describes the relative increase in the mass absorption coefficient (MAC) of coated BC compared to pure BC due to the lensing effect (Cappa et al., 2012; Lack and Cappa, 2010). Details on the calculation of E_{abs} can be found in section S1.2 and Cappa et al. (2019). Although no clear monotonic trend of E_{abs} with coating thickness is observed, there is an increase in E_{abs} between $R_{\text{Coat/BC}}$ of 2.5 to 4, followed by a subsequent decrease at larger $R_{\text{Coat/BC}}$ (Fig. 7). This observation suggests that the observed E_{abs} is dependent not only on coating thickness, but also on the composition of the coating material. A high fraction of secondary material, particularly oxidized organic formed through fog processing, may contribute to a stronger absorption enhancement. However, it is important to consider that the particular dependence of E_{abs} on $R_{\text{Coat/BC}}$ could also be due to heterogeneity in the aerosol mixing state, the presence of brown carbon, or changes in the size distribution, as discussed in section 3.4. Regardless, our results agree with previous studies that have identified the critical role of secondary species in influencing E_{abs} (Liu et al., 2015; Xie et al., 2019; Zhang et al., 2018; Zheng et al., 2022).

The presence of hygroscopic coating material on rBC aerosol greatly increases the ability for the soot particles to take up water. This can allow them to act as cloud condensation nuclei, and alter their impact on cloud properties. To explore this, the ALW associated with inorganic compounds present in BC-containing particles ($ALWC_{E-AIM,BC}$) was estimated using the Extended Aerosol Inorganic Model (E-AIM) (Clegg et al., 1998) and the ALW associated with organics ($ALWC_{Org,BC}$) was estimated using the parameterization introduced in Petters and Kreidenweis (2007). The total ALWC associated with BC ($ALWC_{BC}$) was calculated as the sum of these two components. A detailed description of the ALWC calculations is included in section S1.3. The average $ALWC_{BC}$ increased from $2.8 \pm 2.5 \mu\text{g m}^{-3}$ during the low-fog period to $8.5 \pm 5.6 \mu\text{g m}^{-3}$ during the high-fog period (Fig. S14). The $ALWC_{BC}$ shows a strong diurnal profile driven by the temporal variation of RH, indicating that aqueous processing within ALW may be prevalent at night throughout the entire campaign. However, the 3-fold increase that is seen during the high-fog period is a result of the high concentrations of ammonium nitrate and other hygroscopic coating material. The $ALWC_{BC}$ associated with organics (average 26%) is similar to measurements made in Beijing (30%) and other urban areas globally (21%) (Jin et al., 2020; Nguyen et al., 2016). The high concentrations of $ALWC_{BC}$ estimated here highlight that despite the hydrophobicity of the rBC core of the soot aerosol, the presence of ammonium nitrate and oxidized organic material allows soot particles to uptake water and provide sites for aqueous phase processing. Fog conditions generally have relatively low ambient supersaturation values, therefore it is necessary for particles to be sufficiently hygroscopic to initially activate and undergo droplet processing. However, following this initial activation further aqueous phase processing significantly increases the particle hygroscopicity.

4. Conclusions

BC-containing aerosol was sampled in a polluted, urban environment in the San Joaquin Valley of California, where residential wood burning and vehicle emissions are the main sources of soot particles. The presence of a persistent multiday fog event provided an excellent opportunity for a comprehensive case study on the effects of droplet processing on the chemical, physical and optical properties of soot aerosol. Through source apportionment analysis, two distinct BC-containing OOA factors were resolved: one related to fog processing ($FOOA_{BC}$) and the other representing a general winter OOA ($WOOA_{BC}$) impacted by both photochemical and aqueous phase reactions. CH_2O_2^+ was identified as a unique HRMS fragment that was only detectable in soot particles during the high-fog period and is proposed as an HR-AMS tracer ion for fog and cloud processing. This fragment is thought to originate from dicarboxylates, such as oxalate, which is produced through droplet processes. Although caution is advised when peak fitting is performed on this ion due to its close proximity to NO_2^+ , CH_2O_2^+ may be useful for identifying ambient aqSOA formed through droplet processing.

Our results demonstrate that soot aerosols in Fresno are enriched with $FOOA_{BC}$ and inorganic ammonium nitrate during the winter fog event. Both components are hygroscopic, and in conjunction with the larger aerosol size distribution, suggest that soot particles that have undergone cloud or fog processing may serve as effective cloud condensation nuclei. This finding has important implications for accurately modelling the removal rate of black carbon from the atmosphere in global

climate models. Furthermore, we observed a correlation between the BC absorption enhancement (E_{abs}) and FOOA_{BC} fraction. Further research is needed to determine whether this relationship is primarily influenced by the coating composition, or if it is influenced by covariation with aerosol morphology and size.

Acknowledgments

This work was funded by the U.S. Department of Energy (DOE) Atmospheric System Research (ASR) program (DE-SC0022140 and DE-SC0020182), and California Air Resources Board (CARB) (agreement 13-330). R.F. acknowledges funding from the Jastro-Shields Research Award, the Donald G. Crosby Fellowship in Environmental Chemistry, and the George Alexeeff Memorial Fellowship from the University of California at Davis

References

- Aiken, A. C., De Foy, B., Wiedinmyer, C., Decarlo, P. F., Ulbrich, I. M., Wehrli, M. N., Szidat, S., Prevot, A. S. H., Noda, J., Wacker, L., Volkamer, R., Fortner, E., Wang, J., Laskin, A., Shutthanandan, V., Zheng, J., Zhang, R., Paredes-Miranda, G., Arnott, W. P., Molina, L. T., Sosa, G., Querol, X. and Jimenez, J. L.: Mexico city aerosol analysis during MILAGRO using high resolution aerosol mass spectrometry at the urban supersite (T0)-Part 2: Analysis of the biomass burning contribution and the non-fossil carbon fraction, *Atmos. Chem. Phys.*, 10(12), 5315–5341, doi:10.5194/acp-10-5315-2010, 2010.
- Alfarra, M. R., Prevot, A. S. H., Szidat, S., Sandradewi, J., Weimer, S., Lanz, V. A., Schreiber, D., Mohr, M. and Baltensperger, U.: Identification of the mass spectral signature of organic aerosols from wood burning emissions, *Environ. Sci. Technol.*, doi:10.1021/es062289b, 2007.
- Andreae, M. O.: Soot carbon and excess fine potassium: Long-range transport of combustion-derived aerosols, *Science* (80-), 220(4602), 1148–1151, doi:10.1126/science.220.4602.1148, 1983.
- Artaxo, P., Gerab, F., Yamasoe, M. A. and Martins, J. V: Fine mode aerosol composition at three long-term atmospheric monitoring sites in the Amazon Basin, *J. Geophys. Res.*, 99(D11), 22857–22868, 1994.
- Avery, A. M., Williams, L. R., Fortner, E. C., Robinson, W. A. and Onasch, T. B.: Particle detection using the dual-vaporizer configuration of the soot particle Aerosol Mass Spectrometer (SP-AMS), *Aerosol Sci. Technol.*, 55(3), 254–267, doi:10.1080/02786826.2020.1844132, 2020.
- Betha, R., Russell, L. M., Chen, C. L., Liu, J., Price, D. J., Sanchez, K. J., Chen, S., Lee, A. K. Y., Collier, S. C., Zhang, Q., Zhang, X. and Cappa, C. D.: Larger Submicron Particles for Emissions With Residential Burning in Wintertime San Joaquin Valley (Fresno) than for Vehicle Combustion in Summertime South Coast Air Basin (Fontana), *J. Geophys. Res. Atmos.*, 123(18), 10,526–10,545, doi:10.1029/2017JD026730, 2018.
- Bhandari, J., Chandrakar, K. K., Kinney, G., Cantrell, W., Shaw, R. A., Mazzoleni, L. R., Giroto, G., Sharma, N., Gorkowski, K., Gilardoni, S., Decesari, S., Facchini, M. C., Zanca, N., Pavese, G., Esposito, F., Dubey, M. K., Aiken, A. C., Chakrabarty,

- R. K., Moosmüller, H., Onasch, T. B., Zaveri, R. A., Scarnato, B. V., Fialho, P. and Mazzoleni, C.: Extensive Soot Compaction by Cloud Processing from Laboratory and Field Observations, (May), 1–12, doi:10.1038/s41598-019-48143-y, 2019.
- 560 Bianco, A., Passananti, M., Brigante, M. and Mailhot, G.: Photochemistry of the cloud aqueous phase: A review, *Molecules*, 25(2), 1–23, doi:10.3390/molecules25020423, 2020.
- Bond, T. C. and Bergstrom, R. W.: Light absorption by carbonaceous particles: An investigative review, *Aerosol Sci. Technol.*, 27–67, doi:10.1080/02786820500421521, 2006.
- Brown, S. S., Dubé, W. P., Tham, Y. J., Zha, Q., Xue, L., Poon, S., Wang, Z., Blake, D. R., Tsui, W., Parrish, D. D. and Wang, 565 T.: Nighttime chemistry at a high altitude site above Hong Kong, *J. Geophys. Res. Atmos.*, (3), 2457–2475, doi:10.1002/2015JD024566. Received, 2016.
- Canagaratna, M. R., Jayne, J. T., Ghertner, D. A., Herndon, S., Shi, Q., Jimenez, J. L., Silva, P. J., Williams, P., Lanni, T., Drewnick, F., Demerjian, K. L., Kolb, C. E. and Worsnop, D. R.: Chase studies of particulate emissions from in-use New York City vehicles, *Aerosol Sci. Technol.*, 38(6), 555–573, doi:10.1080/02786820490465504, 2004.
- 570 Canagaratna, M. R., Massoli, P., Browne, E. C., Franklin, J. P., Wilson, K. R., Onasch, T. B., Kirchstetter, T. W., Fortner, E. C., Kolb, C. E., Jayne, J. T., Kroll, J. H. and Worsnop, D. R.: Chemical compositions of black carbon particle cores and coatings via soot particle aerosol mass spectrometry with photoionization and electron ionization, *J. Phys. Chem. A*, 119(19), 4589–4599, doi:10.1021/jp510711u, 2015a.
- Canagaratna, M. R., Jimenez, J. L., Kroll, J. H., Chen, Q., Kessler, S. H., Massoli, P., Hildebrandt Ruiz, L., Fortner, E., 575 Williams, L. R., Wilson, K. R., Surratt, J. D., Donahue, N. M., Jayne, J. T. and Worsnop, D. R.: Elemental ratio measurements of organic compounds using aerosol mass spectrometry: Characterization, improved calibration, and implications, *Atmos. Chem. Phys.*, 15(1), doi:10.5194/acp-15-253-2015, 2015b.
- Canonaco, F., Crippa, M., Slowik, J. G., Baltensperger, U. and Prévôt, A. S. H.: SoFi, an IGOR-based interface for the efficient use of the generalized multilinear engine (ME-2) for the source apportionment: ME-2 application to aerosol mass spectrometer 580 data, *Atmos. Meas. Tech.*, doi:10.5194/amt-6-3649-2013, 2013.
- Cao, L. M., Wei, J., He, L. Y., Zeng, H., Li, M. L., Zhu, Q., Yu, G. H. and Huang, X. F.: Aqueous aging of secondary organic aerosol coating onto black carbon: Insights from simultaneous L-ToF-AMS and SP-AMS measurements at an urban site in southern China, *J. Clean. Prod.*, 330(November 2021), 129888, doi:10.1016/j.jclepro.2021.129888, 2022.
- Cao, W., Martí-Rosselló, T., Li, J. and Lue, L.: Prediction of potassium compounds released from biomass during combustion, 585 *Appl. Energy*, 250(May), 1696–1705, doi:10.1016/j.apenergy.2019.05.106, 2019.
- Cappa, C. D., Onasch, T. B., Massoli, P., Worsnop, D. R., Jobson, B. T., Kolesar, K. R., Lack, D. A., Lerner, B. M. and Li, S.: Radiative Absorption Enhancements Due to the Mixing State of Atmospheric Black Carbon, *Science* (80-.), (August), 1078–1082, 2012.
- Cappa, C. D., Zhang, X., Russell, L. M., Collier, S., Lee, A. K. Y., Chen, C. L., Betha, R., Chen, S., Liu, J., Price, D. J., 590 Sanchez, K. J., McMeeking, G. R., Williams, L. R., Onasch, T. B., Worsnop, D. R., Abbatt, J. and Zhang, Q.: Light Absorption by Ambient Black and Brown Carbon and its Dependence on Black Carbon Coating State for Two California, USA, Cities in

- Winter and Summer, *J. Geophys. Res. Atmos.*, 124(3), 1550–1577, doi:10.1029/2018JD029501, 2019.
- Carbone, S., Timonen, H. J., Rostedt, A., Happonen, M., Keskinen, J., Ristimäki, J., Korpi, H., Artaxo, P., Worsnop, D., Canonaco, F., Prévôt, A. S. H., Hillamo, R., Saarikoski, S., Keskinen, J., Ristimäki, J., Korpi, H., Artaxo, P., Canagaratna, M., Worsnop, D., Canonaco, F., Prévôt, A. S. H., Hillamo, R. and Saarikoski, S.: Distinguishing fuel and lubricating oil combustion products in diesel engine exhaust particles, *Aerosol Sci. Technol.*, 53(5), 594–607, doi:10.1080/02786826.2019.1584389, 2019.
- Charbouillot, T., Gorini, S., Voyard, G., Parazols, M., Brigante, M., Deguillaume, L., Delort, A. M. and Mailhot, G.: Mechanism of carboxylic acid photooxidation in atmospheric aqueous phase: Formation, fate and reactivity, *Atmos. Environ.*, 56, 1–8, doi:10.1016/j.atmosenv.2012.03.079, 2012.
- Chen, C. L., Chen, S., Russell, L. M., Liu, J., Price, D. J., Betha, R., Sanchez, K. J., Lee, A. K. Y., Williams, L., Collier, S. C., Zhang, Q., Kumar, A., Kleeman, M. J., Zhang, X. and Cappa, C. D.: Organic Aerosol Particle Chemical Properties Associated With Residential Burning and Fog in Wintertime San Joaquin Valley (Fresno) and With Vehicle and Firework Emissions in Summertime South Coast Air Basin (Fontana), *J. Geophys. Res. Atmos.*, 123(18), 10,707–10,731, doi:10.1029/2018JD028374, 2018.
- Chen, J., Yin, D., Zhao, Z., Kaduwela, A. P., Avise, J. C., DaMassa, J. A., Beyersdorf, A., Burton, S., Ferrare, R., Herman, J. R., Kim, H., Neuman, A., Nowak, J. B., Parworth, C., Scarino, A. J., Wisthaler, A., Young, D. E. and Zhang, Q.: Modeling air quality in the San Joaquin valley of California during the 2013 Discover-AQ field campaign, *Atmos. Environ. X*, 5, 100067, doi:10.1016/j.aeaoa.2020.100067, 2020.
- Clegg, S. L., Brimblecombe, P. and Wexler, A. S.: Thermodynamic model of the system $\text{H}^+\text{-NH}_4^+\text{-SO}_4^{2-}\text{-NO}_3^-\text{-H}_2\text{O}$ at tropospheric temperatures, *J. Phys. Chem. A*, 102(12), 2137–2154, doi:10.1021/jp973042r, 1998.
- Collett, J. L., Hoag, K. J., Sherman, D. E., Bator, A. and Richards, L. W.: Spatial and temporal variations in San Joaquin Valley fog chemistry, *Atmos. Environ.*, 33(1), 129–140, doi:10.1016/S1352-2310(98)00136-8, 1998.
- Collett, J. L., Herckes, P., Youngster, S. and Lee, T.: Processing of atmospheric organic matter by California radiation fogs, *Atmos. Res.*, 87, 232–241, doi:10.1016/j.atmosres.2007.11.005, 2008.
- Collier, S., Zhou, S., Kuwayama, T., Forestieri, S., Brady, J., Zhang, M., Kleeman, M., Cappa, C., Bertram, T. and Zhang, Q.: Organic PM emissions from vehicles: Composition, O/C ratio, and dependence on PM concentration, *Aerosol Sci. Technol.*, 49(2), 86–97, doi:10.1080/02786826.2014.1003364, 2015.
- Collier, S., Williams, L. R., Onasch, T. B., Cappa, C. D., Zhang, X., Russell, L. M., Chen, C. L., Sanchez, K. J., Worsnop, D. R. and Zhang, Q.: Influence of Emissions and Aqueous Processing on Particles Containing Black Carbon in a Polluted Urban Environment: Insights From a Soot Particle-Aerosol Mass Spectrometer, *J. Geophys. Res. Atmos.*, 123(12), 6648–6666, doi:10.1002/2017JD027851, 2018.
- Cubison, M. J., Ortega, A. M., Hayes, P. L., Farmer, D. K., Day, D., Lechner, M. J., Brune, W. H., Apel, E., Diskin, G. S., Fisher, J. A., Fuelberg, H. E., Hecobian, A., Knapp, D. J., Mikoviny, T., Riemer, D., Sachse, G. W., Sessions, W., Weber, R. J., Weinheimer, A. J., Wisthaler, A. and Jimenez, J. L.: Effects of aging on organic aerosol from open biomass burning smoke

- in aircraft and laboratory studies, *Atmos. Chem. Phys.*, doi:10.5194/acp-11-12049-2011, 2011.
- DeCarlo, P. F., Kimmel, J. R., Trimborn, A., Northway, M. J., Jayne, J. T., Aiken, A. C., Gonin, M., Fuhrer, K., Horvath, T., Docherty, K. S., Worsnop, D. R. and Jimenez, J. L.: Field-deployable, high-resolution, time-of-flight aerosol mass spectrometer, *Anal. Chem.*, doi:10.1021/ac061249n, 2006.
- 630 Drewnick, F., Hings, S. S., Curtius, J., Eerdekens, G. and Williams, J.: Measurement of fine particulate and gas-phase species during the New Year's fireworks 2005 in Mainz, Germany, *Atmos. Environ.*, 40(23), 4316–4327, doi:10.1016/j.atmosenv.2006.03.040, 2006.
- Drewnick, F., Diesch, J. M., Faber, P. and Borrmann, S.: Aerosol mass spectrometry: Particle-vaporizer interactions and their consequences for the measurements, *Atmos. Meas. Tech.*, 8(9), 3811–3830, doi:10.5194/amt-8-3811-2015, 2015.
- 635 Duan, J., Huang, R., Gu, Y., Lin, C., Zhong, H., Wang, Y., Yuan, W., Ni, H., Yang, L., Chen, Y., Worsnop, D. R. and Dowd, C. O.: The formation and evolution of secondary organic aerosol during summer in Xi'an: Aqueous phase processing in fog-rain days, *Sci. Total Environ.*, 756, 144077, doi:10.1016/j.scitotenv.2020.144077, 2021.
- Duplissy, J., Decarlo, P. F., Dommen, J., Alfarra, M. R., Metzger, A., Barmapadimos, I. and Prevot, A. S. H.: Relating hygroscopicity and composition of organic aerosol particulate matter, *Atmos. Chem. Phys.*, 1155–1165, doi:10.5194/acp-11-640 1155-2011, 2011.
- Eck, T. F., Holben, B. N., Reid, J. S., Giles, D. M., Rivas, M. A., Singh, R. P., Tripathi, S. N., Bruegge, C. J., Platnick, S., Arnold, G. T., Krotkov, N. A., Carn, S. A., Sinyuk, A., Dubovik, O., Arola, A., Schafer, J. S., Artaxo, P., Smirnov, A., Chen, H. and Goloub, P.: Fog- and cloud-induced aerosol modification observed by the Aerosol Robotic Network (AERONET), *J. Geophys. Res.*, 117, 1–18, doi:10.1029/2011JD016839, 2012.
- 645 Ervens, B., Turpin, B. J., Weber, R. J., Brunswick, N. and Sciences, A.: Secondary organic aerosol formation in cloud droplets and aqueous particles (aqSOA): a review of laboratory , field and model studies, *Atmos. Chem. Phys.*, 11069–11102, doi:10.5194/acp-11-11069-2011, 2011.
- Ervens, B., Sorooshian, A., Lim, Y. B. and Turpin, B. J.: Key parameters controlling OH-initiated formation of secondary organic aerosol in the aqueous phase (aqSOA), , 3997–4016, doi:10.1002/2013JD021021.Received, 2014.
- 650 Ervens, B., Sorooshian, A., Aldhaif, A. M., Shingler, T., Crosbie, E., Ziemba, L., Campuzano-Jost, P., Jimenez, J. L. and Wisthaler, A.: Is there an aerosol signature of chemical cloud processing?, *Atmos. Chem. Phys.*, 18(21), 16099–16119, doi:10.5194/acp-18-16099-2018, 2018.
- Finlayson-Pitts, B. J. and Pitts, J. N.: Tropospheric Air Pollution: Ozone , Airborne Toxics , Polycyclic Aromatic Hydrocarbons , and Particles, *Science (80-.)*, 276(May), 1997.
- 655 Ge, X., Zhang, A. Q., Sun, D. Y., C, B. C. R. R. and A, A. S.: Effect of aqueous-phase processing on aerosol chemistry and size distributions in Fresno , California , during wintertime , , 221–235, 2012a.
- Ge, X., Setyan, A., Sun, Y. and Zhang, Q.: Primary and secondary organic aerosols in Fresno, California during wintertime: Results from high resolution aerosol mass spectrometry, *J. Geophys. Res. Atmos.*, 117(18), 1–15, doi:10.1029/2012JD018026, 2012b.

- 660 Ge, X., Shaw, S. L. and Zhang, Q.: Toward understanding amines and their degradation products from postcombustion CO₂ capture processes with aerosol mass spectrometry, *Environ. Sci. Technol.*, 48(9), 5066–5075, doi:10.1021/es4056966, 2014.
- Ge, X., Sun, Y., Trousdell, J., Chen, M. and Zhang, Q.: Enhancing characterization of organic nitrogen components in aerosols and droplets using high-resolution aerosol mass spectrometry, *EGUsphere*, (August), 2023.
- Gilardoni, S., Massoli, P., Paglione, M., Giulianelli, L., Carbone, C., Rinaldi, M., Decesari, S., Sandrini, S., Costabile, F.,
- 665 Gobbi, G. P., Pietrogrande, M. C., Visentin, M., Scotto, F., Fuzzi, S. and Facchini, M. C.: Direct observation of aqueous secondary organic aerosol from biomass-burning emissions, *Proc. Natl. Acad. Sci.*, doi:10.1073/pnas.1602212113, 2016.
- Healy, R. M., Wang, J. M., Jeong, C., Lee, A. K. Y., Willis, M. D., Jaroudi, E., Zimmerman, N., Hilker, N., Murphy, M., Eckhardt, S., Stohl, A., Abbatt, J. P. D., Wenger, J. C. and Evans, G. J.: *Journal of Geophysical Research : Atmospheres*, , 6619–6633, doi:10.1002/2015JD023382.Received, 2015.
- 670 Herckes, P., Marcotte, A. R., Wang, Y. and Collett, J. L.: Fog composition in the Central Valley of California over three decades, *Atmos. Res.*, 151, 20–30, doi:10.1016/j.atmosres.2014.01.025, 2015.
- Herndon, S. C., Onasch, T. B., Wood, E. C., Kroll, J. H., Canagaratna, M. R., Jayne, J. T., Zavala, M. A., Knighton, W. B., Mazzoleni, C., Dubey, M. K., Ulbrich, I. M., Jimenez, J. L., Seila, R., de Gouw, J. A., de Foy, B., Fast, J., Molina, L. T., Kolb, C. E. and Worsnop, D. R.: Correlation of secondary organic aerosol with odd oxygen in Mexico City, *Geophys. Res. Lett.*,
- 675 35(15), 1–6, doi:10.1029/2008GL034058, 2008.
- Hilario, M. R. A., Crosbie, E., Bañaga, P. A., Betito, G., Braun, R. A., Cambaliza, M. O., Corral, A. F., Cruz, M. T., Dibb, J. E., Lorenzo, G. R., MacDonald, A. B., Robinson, C. E., Shook, M. A., Simpas, J. B., Stahl, C., Winstead, E., Ziemba, L. D. and Sorooshian, A.: Particulate Oxalate-To-Sulfate Ratio as an Aqueous Processing Marker: Similarity Across Field Campaigns and Limitations, *Geophys. Res. Lett.*, 48(23), 1–13, doi:10.1029/2021GL096520, 2021.
- 680 Ho, K. F., Cao, J. J., Lee, S. C., Kawamura, K., Zhang, R. J., Chow, J. C. and Watson, J. G.: Dicarboxylic acids, ketocarboxylic acids, and dicarbonyls in the urban atmosphere of China, *J. Geophys. Res.*, 112, 1–12, doi:10.1029/2006JD008011, 2007.
- IPCC: *Climate Change 2021: The Physical Science Basis. Contribution of Working Group I to the Sixth Assessment Report of the Intergovernmental Panel on Climate Change*, edited by V. Masson-Delmotte, P. Zhai, A. Pirani, S. L. Connors, C. Pean, S. Berger, N. Caud, Y. Chen, L. Goldfarb, M. I. Gomis, M. Huang, K. Leitzell, E. Lonnoy, J. B. Matthews, T. K. Maycock,
- 685 T. Waterfield, O. Yelekci, R. Yu, and B. Zhou, Cambridge University Press, United Kingdom and New York, NY, USA., 2021.
- Jiang, W., Misovich, M. V., Hettiyadura, A. P. S., Laskin, A., McFall, A. S., Anastasio, C. and Zhang, Q.: Photosensitized Reactions of a Phenolic Carbonyl from Wood Combustion in the Aqueous Phase - Chemical Evolution and Light Absorption Properties of AqSOA, *Environ. Sci. Technol.*, 55(8), 5199–5211, doi:10.1021/acs.est.0c07581, 2021.
- 690 Jin, X., Wang, Y., Li, Z., Zhang, F., Xu, W., Sun, Y., Fan, X., Chen, G., Wu, H., Ren, J., Wang, Q. and Cribb, M.: Significant contribution of organics to aerosol liquid water content in winter in Beijing, China, *Atmos. Chem. Phys.*, 901–914, 2020.
- Kim, H., Collier, S., Ge, X., Xu, J., Sun, Y., Jiang, W., Wang, Y., Herckes, P. and Zhang, Q.: Chemical processing of water-soluble species and formation of secondary organic aerosol in fogs, *Atmos. Environ.*, 200(August 2018), 158–166,

doi:10.1016/j.atmosenv.2018.11.062, 2019.

- 695 Koch, D. and Del Genio, A. D.: Black carbon semi-direct effects on cloud cover: Review and synthesis, *Atmos. Chem. Phys.*, 10(16), 7685–7696, doi:10.5194/acp-10-7685-2010, 2010.
- Kumar, N. K., Corbin, J. C., Bruns, E. A., Massabó, D., Slowik, J. G., Drinovec, L., Močnik, G., Prati, P., Vlachou, A., Baltensperger, U., Gysel, M., El-Haddad, I. and Prévôt, A. S. H.: Production of particulate brown carbon during atmospheric aging of residential wood-burning emissions, *Atmos. Chem. Phys.*, 18(24), 17843–17861, doi:10.5194/acp-18-17843-2018, 700 2018.
- Lack, D. A. and Cappa, C. D.: Impact of brown and clear carbon on light absorption enhancement, single scatter albedo and absorption wavelength dependence of black carbon, *Atmos. Chem. Phys.*, 4207–4220, doi:10.5194/acp-10-4207-2010, 2010.
- Lee, A. K. Y., Chen, C. L., Liu, J., Price, D. J., Betha, R., Russell, L. M., Zhang, X. and Cappa, C. D.: Formation of secondary organic aerosol coating on black carbon particles near vehicular emissions, *Atmos. Chem. Phys.*, 17(24), 15055–15067, 705 doi:10.5194/acp-17-15055-2017, 2017.
- Lee, A. K. Y., Rivellini, L. H., Chen, C. L., Liu, J., Price, D. J., Betha, R., Russell, L. M., Zhang, X. and Cappa, C. D.: Influences of Primary Emission and Secondary Coating Formation on the Particle Diversity and Mixing State of Black Carbon Particles, *Environ. Sci. Technol.*, 53(16), 9429–9438, doi:10.1021/acs.est.9b03064, 2019.
- Li, B., Sun, Z., Li, Z., Aldén, M., Jakobsen, J. G., Hansen, S. and Glarborg, P.: Post-flame gas-phase sulfation of potassium chloride, *Combust. Flame*, 160(5), 959–969, doi:10.1016/j.combustflame.2013.01.010, 2013. 710
- Li, J., Pósfai, M., Hobbs, P. V. and Buseck, P. R.: Individual aerosol particles from biomass burning in southern Africa: 2. Compositions and aging of inorganic particles, *J. Geophys. Res. D Atmos.*, 108(13), 1–12, doi:10.1029/2002jd002310, 2003.
- Li, W. J., Shao, L. Y. and Buseck, P. R.: Haze types in Beijing and the influence of agricultural biomass burning, *Atmos. Chem. Phys.*, 10(17), 8119–8130, doi:10.5194/acp-10-8119-2010, 2010.
- 715 Lim, Y. B., Tan, Y., Perri, M. J., Seitzinger, S. P. and Turpin, B. J.: Aqueous chemistry and its role in secondary organic aerosol (SOA) formation, *Atmos. Chem. Phys.*, doi:10.5194/acp-10-10521-2010, 2010.
- van Lith, S. C., Jensen, P. A., Frandsen, F. J. and Glarborg, P.: Release to the gas phase of inorganic elements during wood combustion. Part 2: Influence of fuel composition, *Energy and Fuels*, 22(3), 1598–1609, doi:10.1021/ef060613i, 2008.
- Liu, S., Aiken, A. C., Gorkowski, K., Dubey, M. K., Cappa, C. D., Williams, L. R., Herndon, S. C., Massoli, P., Fortner, E. 720 C., Chhabra, P. S., Brooks, W. A., Onasch, T. B., Jayne, J. T., Worsnop, D. R., Sharma, N., Mazzoleni, C., Xu, L., Ng, N. L., Liu, D., Allan, J. D., Pre, S. H. and Lee, J. D.: Enhanced light absorption by mixed source black and brown carbon particles in UK winter, *Nat. Commun.*, doi:10.1038/ncomms9435, 2015.
- Lurmann, F. W., Brown, S. G., McCarthy, M. C. and Roberts, P. T.: Processes Influencing Secondary Aerosol Formation in the San Joaquin Valley During Winter, *J. Air Waste Manag. Assoc.*, 56(12), 1679–1693, 725 doi:10.1080/10473289.2006.10464573, 2006.
- McVay, R. and Ervens, B.: A microphysical parameterization of aqSOA and sulfate formation in clouds, *Geophys. Res. Lett.*, 44(14), 7500–7509, doi:10.1002/2017GL074233, 2017.

- Meng, Z. and Seinfeld, J. H.: On the Source of the Submicrometer Droplet Mode of Urban and Regional Aerosols On the Source of the Submicrometer Droplet Mode of Urban and Regional Aerosols, *Aerosol Sci.*, 6826, doi:10.1080/02786829408959681, 1994.
- 730 Miyazaki, Y., Aggarwal, S. G., Singh, K. and Gupta, P. K.: Dicarboxylic acids and water-soluble organic carbon in aerosols in New Delhi, India, in winter: Characteristics and formation processes, *J. Geophys. Res.*, 114, 1–12, doi:10.1029/2009JD011790, 2009.
- Nah, T., Guo, H., Sullivan, A. P., Chen, Y., Tanner, D. J., Nenes, A., Russell, A., Lee Ng, N., Gregory Huey, L. and Weber, R. J.: Characterization of aerosol composition, aerosol acidity, and organic acid partitioning at an agriculturally intensive rural southeastern US site, *Atmos. Chem. Phys.*, 18(15), 11471–11491, doi:10.5194/acp-18-11471-2018, 2018.
- 735 Ng, N. L., Canagaratna, M. R., Jimenez, J. L., Chhabra, P. S., Seinfeld, J. H. and Worsnop, D. R.: Changes in organic aerosol composition with aging inferred from aerosol mass spectra, *Atmos. Chem. Phys.*, 11(13), 6465–6474, doi:10.5194/acp-11-6465-2011, 2011.
- 740 Nguyen, T. K. V., Zhang, Q., Jimenez, J. L., Pike, M. and Carlton, A. G.: Liquid Water: Ubiquitous Contributor to Aerosol Mass, doi:10.1021/acs.estlett.6b00167, 2016.
- Onasch, T. B., Trimborn, A., Fortner, E. C., Jayne, J. T., Kok, G. L., Williams, L. R., Davidovits, P. and Worsnop, D. R.: Soot particle aerosol mass spectrometer: Development, validation, and initial application, *Aerosol Sci. Technol.*, doi:10.1080/02786826.2012.663948, 2012.
- 745 Paatero, P.: The Multilinear Engine—A Table-Driven, Least Squares Program for Solving Multilinear Problems, Including the n-Way Parallel Factor Analysis Model, *J. Comput. Graph. Stat.*, 8(4), 854–888, doi:10.1080/10618600.1999.10474853, 1999.
- Paatero, P. and Tapper, U.: Positive matrix factorization: A non-negative factor model with optimal utilization of error estimates of data values, *Environmetrics*, doi:10.1002/env.3170050203, 1994.
- 750 Paciga, A. L., Riipinen, I. and Pandis, S. N.: Effect of ammonia on the volatility of organic diacids, *Environ. Sci. Technol.*, 48(23), 13769–13775, doi:10.1021/es5037805, 2014.
- Parworth, C., Young, D. E., Kim, H., Zhang, X., Cappa, C. D., Collier, S. and Zhang, Q.: Wintertime water-soluble aerosol composition and particle water content in Fresno, California, *J. Geophys. Res. Atmos.*, 122, 3155–3170, doi:10.1002/2016JD026173, 2017.
- 755 Peng, J., Hu, M., Guo, S., Du, Z., Zheng, J., Shang, D., Levy, M. and Zeng, L.: Markedly enhanced absorption and direct radiative forcing of black carbon under polluted urban environments, doi:10.1073/pnas.1602310113, 2016.
- Petäjä, T., Järvi, L., Kerminen, V. M., Ding, A. J., Sun, J. N., Nie, W., Kujansuu, J., Virkkula, A., Yang, X., Fu, C. B., Zilitinkevich, S. and Kulmala, M.: Enhanced air pollution via aerosol-boundary layer feedback in China, *Sci. Rep.*, 6, doi:10.1038/SREP18998, 2016.
- 760 Petters, M. D. and Kreidenweis, S. M.: A single parameter representation of hygroscopic growth and cloud condensation nucleus activity, *Atmos. Chem. Phys.*, 13(2), 1081–1091, doi:10.5194/acp-13-1081-2013, 2013.

- Prabhakar, G., Parworth, C. L., Zhang, X., Kim, H., Young, D. E., Beyersdorf, A. J., Ziemba, L. D., Nowak, J. B., Bertram, T. H., Faloona, I. C., Zhang, Q. and Cappa, C. D.: Observational assessment of the role of nocturnal residual-layer chemistry in determining daytime surface particulate nitrate concentrations, *Atmos. Chem. Phys.*, 17(23), 14747–14770, doi:10.5194/acp-17-14747-2017, 2017.
- 765
- Pratt, K. A., Heymsfield, A. J., Twohy, C. H., Murphy, S. M., DeMott, P. J., Hudson, J. G., Subramanian, R., Wang, Z., Seinfeld, J. H. and Prather, K. A.: In situ chemical characterization of aged biomass-burning aerosols impacting cold wave clouds, *J. Atmos. Sci.*, 67(8), 2451–2468, doi:10.1175/2010JAS3330.1, 2010.
- Ramanathan, V. and Carmichael, G.: Global and regional climate changes due to black carbon, *Nat. Geosci.*, 1(4), 221–227, doi:10.1038/ngeo156, 2008.
- 770
- Ravishankara, A. R.: Heterogeneous and multiphase chemistry in the troposphere, *Science* (80-.), 276(5315), 1058–1065, doi:10.1126/science.276.5315.1058, 1997.
- Rivellini, L. H., Adam, M. G., Kasthuriarachchi, N. and Lee, A. K. Y.: Characterization of carbonaceous aerosols in Singapore: Insight from black carbon fragments and trace metal ions detected by a soot particle aerosol mass spectrometer, *Atmos. Chem. Phys.*, 20(10), 5977–5993, doi:10.5194/acp-20-5977-2020, 2020.
- 775
- Schurman, M. I., Boris, A., Desyaterik, Y. and Collett, J. L.: Aqueous Secondary Organic Aerosol Formation in Ambient Cloud Water Photo-Oxidations, *Aerosol Air Qual. Res.*, 15–25, doi:10.4209/aaqr.2017.01.0029, 2018.
- Seinfeld, J. H. and Pandis, S. N.: *Atmospheric Chemistry and Physics. From Air Pollution to Climate Change*, Second Edition, Wiley Interscience., 2006.
- 780
- Shen, X., Saathoff, H., Huang, W., Mohr, C., Ramisetty, R. and Leisner, T.: Understanding atmospheric aerosol particles with improved particle identification and quantification by single-particle mass spectrometry, *Atmos. Meas. Tech.*, 12(4), 2219–2240, doi:10.5194/amt-12-2219-2019, 2019.
- Sorooshian, A., Varutbangkul, V., Brechtel, F. J., Ervens, B., Feingold, G., Bahreini, R., Murphy, S. M., Holloway, J. S., Atlas, E. L., Buzorius, G., Jonsson, H., Flagan, R. C. and Seinfeld, J. H.: Oxalic acid in clear and cloudy atmospheres: Analysis of data from International Consortium for Atmospheric Research on Transport and Transformation 2004, *J. Geophys. Res. Atmos.*, 111(23), 1–17, doi:10.1029/2005JD006880, 2006.
- 785
- Sorooshian, A., Murphy, S. M., Hersey, S., Bahreini, R., Jonsson, H., Flagan, R. C. and Seinfeld, J. H.: Constraining the contribution of organic acids and AMS m/z 44 to the organic aerosol budget: On the importance of meteorology, aerosol hygroscopicity, and region, *Geophys. Res. Lett.*, 37(21), 1–5, doi:10.1029/2010GL044951, 2010.
- 790
- Sorvajärvi, T., DeMartini, N., Rossi, J. and Toivonen, J.: In situ measurement technique for simultaneous detection of K, KCl, and KOH vapors released during combustion of solid biomass fuel in a single particle reactor, *Appl. Spectrosc.*, 68(2), 179–184, doi:10.1366/13-07206, 2014.
- Sun, P., Farley, R. N., Li, L., Srivastava, D., Niedeck, C. R., Li, J., Wang, N., Cappa, C. D., Pusede, S. E., Yu, Z., Croteau, P. and Zhang, Q.: PM_{2.5} composition and sources in the San Joaquin Valley of California : A long-term study using ToF-ACSM with the capture vaporizer, *Environ. Pollut.*, 292(PA), 118254, doi:10.1016/j.envpol.2021.118254, 2022.
- 795

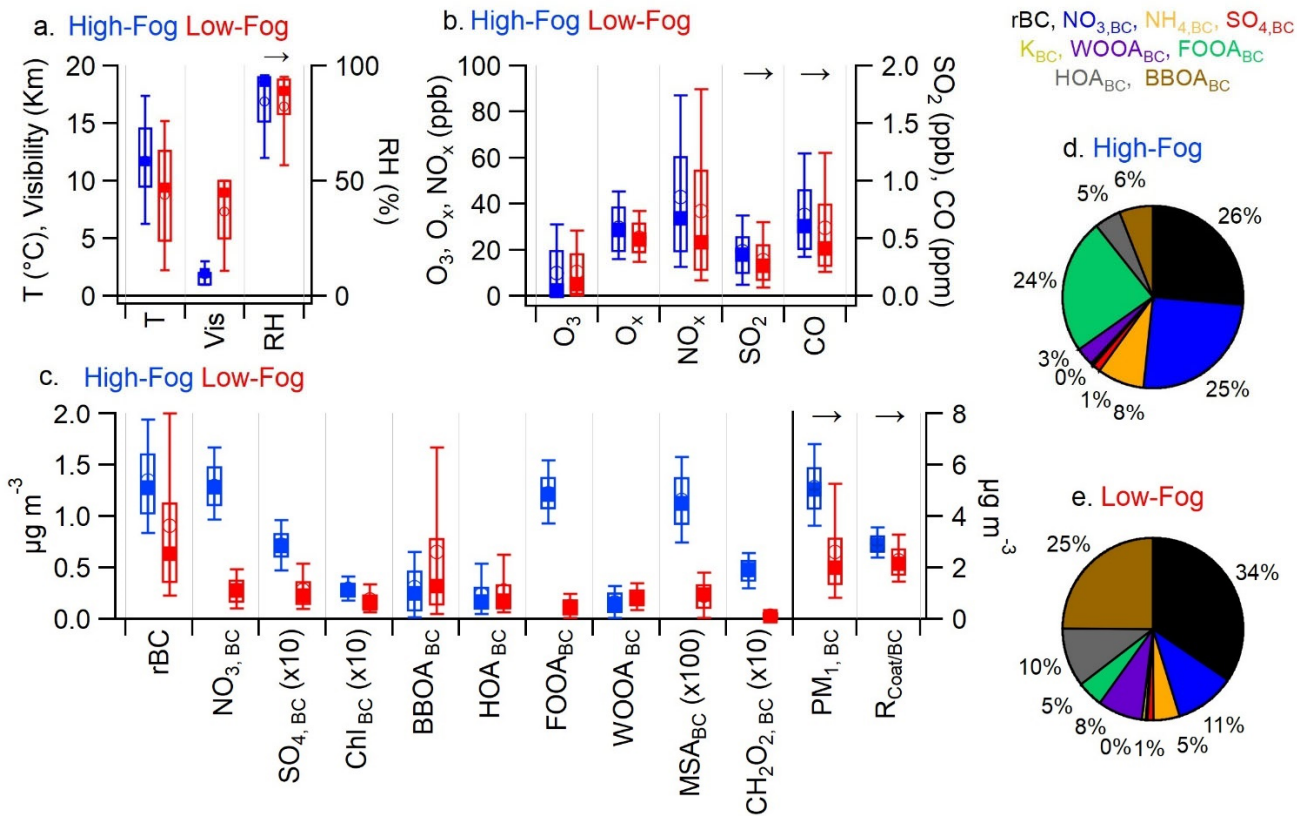
- Sun, Y., Du, W., Fu, P., Wang, Q., Li, J., Ge, X., Zhang, Q., Zhu, C. and Ren, L.: Primary and secondary aerosols in Beijing in winter : sources , variations and processes, *Atmos. Chem. Phys.*, 8309–8329, doi:10.5194/acp-16-8309-2016, 2016.
- Sun, Y. L., Zhang, Q., Anastasio, C. and Sun, J.: Insights into secondary organic aerosol formed via aqueous-phase reactions of phenolic compounds based on high resolution mass spectrometry, *Atmos. Chem. Phys.*, doi:10.5194/acp-10-4809-2010, 800 2010.
- Sun, Y. L., Zhang, Q., Schwab, J. J., Yang, T., Ng, N. L. and Demerjian, K. L.: Factor analysis of combined organic and inorganic aerosol mass spectra from high resolution aerosol mass spectrometer measurements, *Atmos. Chem. Phys.*, doi:10.5194/acp-12-8537-2012, 2012.
- Tan, Y., Carlton, A. G., Seitzinger, S. P. and Turpin, B. J.: SOA from methylglyoxal in clouds and wet aerosols: Measurement and prediction of key products, *Atmos. Environ.*, 44(39), 5218–5226, doi:10.1016/j.atmosenv.2010.08.045, 2010. 805
- Tomaz, S., Cui, T., Chen, Y., Sexton, K. G., Roberts, J. M., Warneke, C., Yokelson, R. J., Surratt, J. D. and Turpin, B. J.: Photochemical Cloud Processing of Primary Wildfire Emissions as a Potential Source of Secondary Organic Aerosol, *Environ. Sci. Technol.*, doi:10.1021/acs.est.8b03293, 2018.
- Wang, G., Xie, M., Hu, S., Gao, S., Tachibana, E. and Kawamura, K.: Dicarboxylic acids, metals and isotopic compositions of C and N in atmospheric aerosols from inland China: Implications for dust and coal burning emission and secondary aerosol formation, *Atmos. Chem. Phys.*, 10(13), 6087–6096, doi:10.5194/acp-10-6087-2010, 2010. 810
- Wang, J., Zhang, Q., Chen, M., Collier, S., Zhou, S., Ge, X., Xu, J., Shi, J., Xie, C., Hu, J., Ge, S., Sun, Y. and Coe, H.: First Chemical Characterization of Refractory Black Carbon Aerosols and Associated Coatings over the Tibetan Plateau (4730 m a.s.l), *Environ. Sci. Technol.*, 51(24), 14072–14082, doi:10.1021/acs.est.7b03973, 2017.
- Wang, J., Ye, J., Liu, D., Wu, Y., Zhao, J., Xu, W., Xie, C., Shen, F., Zhang, J., Ohno, P. E., Qin, Y., Zhao, X., T. Martin, S., Lee, A. K. Y., Fu, P., J. Jacob, D., Zhang, Q., Sun, Y., Chen, M. and Ge, X.: Characterization of submicron organic particles in Beijing during summertime: Comparison between SP-AMS and HR-AMS, *Atmos. Chem. Phys.*, 20(22), 14091–14102, doi:10.5194/acp-20-14091-2020, 2020. 815
- Wang, Y., Zhuang, G., Chen, S., An, Z. and Zheng, A.: Characteristics and sources of formic, acetic and oxalic acids in PM_{2.5} and PM₁₀ aerosols in Beijing, China, *Atmos. Res.*, 84(2), 169–181, doi:10.1016/j.atmosres.2006.07.001, 2007. 820
- Watson, J. G., Cao, J., Wang, X. and Chow, J. C.: PM_{2.5} pollution in China’s Guanzhong Basin and the USA’s San Joaquin Valley mega-regions, *Faraday Discuss.*, 226, 255–289, doi:10.1039/d0fd00094a, 2021.
- Willis, M. D., Healy, R. M., Riemer, N., West, M., Wang, J. M., Jeong, C., Wenger, J. C., Evans, G. J., Abbatt, J. P. D. and Lee, A. K. Y.: Quantification of black carbon mixing state from traffic : implications for aerosol optical properties, , 4693–825 4706, doi:10.5194/acp-16-4693-2016, 2016.
- Wood, E. C., Canagaratna, M. R., Herndon, S. C., Onasch, T. B., Kolb, C. E., Worsnop, D. R., Kroll, J. H., Knighton, W. B., Seila, R., Zavala, M., Molina, L. T., Decarlo, P. F., Jimenez, J. L., Weinheimer, A. J., Knapp, D. J., Jobson, B. T., Stutz, J., Kuster, W. C. and Williams, E. J.: Investigation of the correlation between odd oxygen and secondary organic aerosol in Mexico City and Houston, *Atmos. Chem. Phys.*, 10(18), 8947–8968, doi:10.5194/acp-10-8947-2010, 2010.

- 830 Wu, C., Liu, L., Wang, G., Zhang, S., Li, G., Lv, S., Li, J., Wang, F., Meng, J. and Zeng, Y.: Important contribution of N₂O₅ hydrolysis to the daytime nitrate in Xi'an, China during haze periods: Isotopic analysis and WRF-Chem model simulation, *Environ. Pollut.*, 288(July), 117712, doi:10.1016/j.envpol.2021.117712, 2021.
- Wu, Y., Liu, D., Wang, J., Shen, F., Chen, Y., Cui, S., Ge, S., Wu, Y., Chen, M. and Ge, X.: Characterization of Size-Resolved Hygroscopicity of Black Carbon-Containing Particle in Urban Environment, *Environ. Sci. Technol.*, 53(24), 14212–14221, doi:10.1021/acs.est.9b05546, 2019.
- 835 Xie, C., Xu, W., Wang, J., Liu, D., Ge, X., Zhang, Q., Wang, Q., Du, W., Zhao, J., Zhou, W., Li, J., Fu, P., Wang, Z., Worsnop, D. and Sun, Y.: Light absorption enhancement of black carbon in urban Beijing in summer, *Atmos. Environ.*, 213(May), 499–504, doi:10.1016/j.atmosenv.2019.06.041, 2019.
- Yang, F., Gu, Z., Feng, J., Liu, X. and Yao, X.: Biogenic and anthropogenic sources of oxalate in PM_{2.5} in a mega city, Shanghai, *Atmos. Res.*, 138, 356–363, doi:10.1016/j.atmosres.2013.12.006, 2014.
- 840 Yataavelli, R. L. N., Mohr, C., Stark, H., Day, D. A. and Thompson, S. L.: Estimating the contribution of organic acids to northern hemispheric continental organic aerosol, *Geophys. Res. Lett.*, 44, 6084–6090, doi:10.1002/2015GL064650. Received, 2015.
- Young, D. E., Kim, H., Parworth, C., Zhou, S., Zhang, X., Cappa, C. D., Seco, R., Kim, S. and Zhang, Q.: Influences of emission sources and meteorology on aerosol chemistry in a polluted urban environment: Results from DISCOVER-AQ California, *Atmos. Chem. Phys.*, 16(8), 5427–5451, doi:10.5194/acp-16-5427-2016, 2016.
- 845 Yu, J. Z., Huang, X. F., Xu, J. and Hu, M.: When aerosol sulfate goes up, so does oxalate: Implication for the formation mechanisms of oxalate, *Environ. Sci. Technol.*, 39(1), 128–133, doi:10.1021/es049559f, 2005.
- Yu, L., Smith, J., Laskin, A., Anastasio, C., Laskin, J. and Zhang, Q.: Chemical characterization of SOA formed from aqueous-phase reactions of phenols with the triplet excited state of carbonyl and hydroxyl radical, *Atmos. Chem. Phys.*, 14(24), 13801–13816, doi:10.5194/acp-14-13801-2014, 2014.
- 850 Zhang, G., Hu, X., Sun, W., Yang, Y., Guo, Z. and Fu, Y.: A comprehensive study about the in-cloud processing of nitrate through coupled measurements of individual cloud residuals and cloud water, *EGUsphere*, (April), 1–39 [online] Available from: <https://doi.org/10.5194/egusphere-2022-178>, 2022.
- 855 Zhang, Q., Rami Alfarra, M., Worsnop, D. R., Allan, J. D., Coe, H., Canagaratna, M. R. and Jimenez, J. L.: Deconvolution and quantification of hydrocarbon-like and oxygenated organic aerosols based on aerosol mass spectrometry, *Environ. Sci. Technol.*, 39(13), 4938–4952, doi:10.1021/es048568l, 2005.
- Zhang, Q., Jimenez, J. L., Worsnop, D. R. and Canagaratna, M.: A case study of urban particle acidity and its influence on secondary organic aerosol, *Environ. Sci. Technol.*, 41(9), 3213–3219, doi:10.1021/es061812j, 2007.
- 860 Zhang, R., Khalizov, A. F., Pagels, J., Zhang, D., Xue, H. and McMurry, P. H.: Variability in morphology, hygroscopicity, and optical properties of soot aerosols during atmospheric processing, *Proc. Natl. Acad. Sci.*, 105(30), 10291–10296, 2008.
- Zhang, Y., Favez, O., Canonaco, F., Liu, D., Prévôt, A. S. H., Gros, V. and Albinet, A.: Evidence of major secondary organic aerosol contribution to lensing effect black carbon absorption enhancement, *Clim. Atmos. Sci.*, (November),

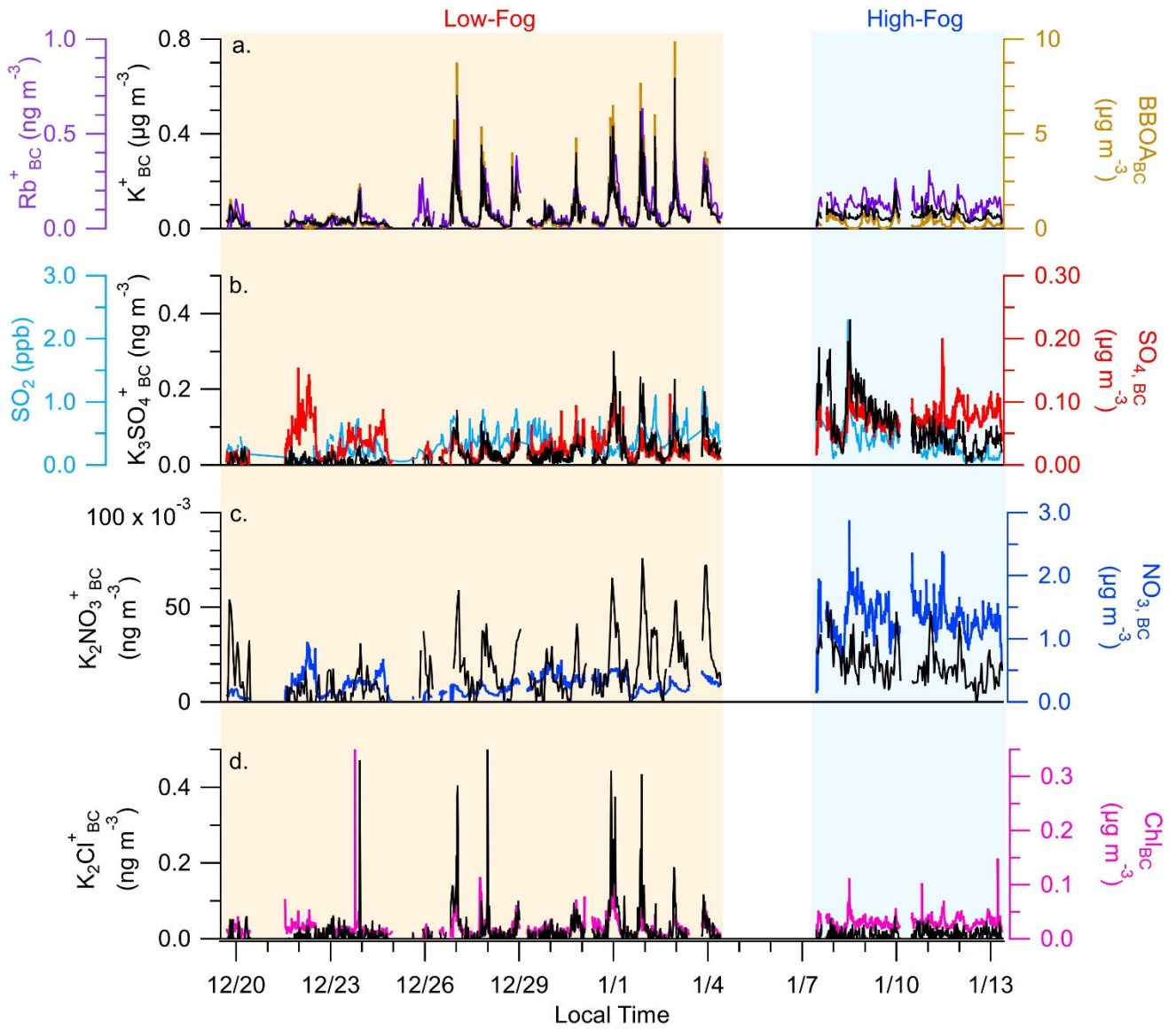
doi:10.1038/s41612-018-0056-2, 2018.

- 865 Zheng, H., Kong, S., Chen, N. and Wu, C.: Secondary inorganic aerosol dominated the light absorption enhancement of black carbon aerosol in Wuhan, Central China, *Atmos. Environ.*, 287(July), 119288, doi:10.1016/j.atmosenv.2022.119288, 2022.
- Zhou, S., Collier, S., Jaffe, D. A., Briggs, N. L., Hee, J., Iii, A. J. S., Kleinman, L., Onasch, T. B. and Zhang, Q.: Regional influence of wildfires on aerosol chemistry in the western US and insights into atmospheric aging of biomass burning organic aerosol, *Atmos. Chem. Phys.*, 17(3), doi:10.5194/acp-17-2477-2017, 2017.

870

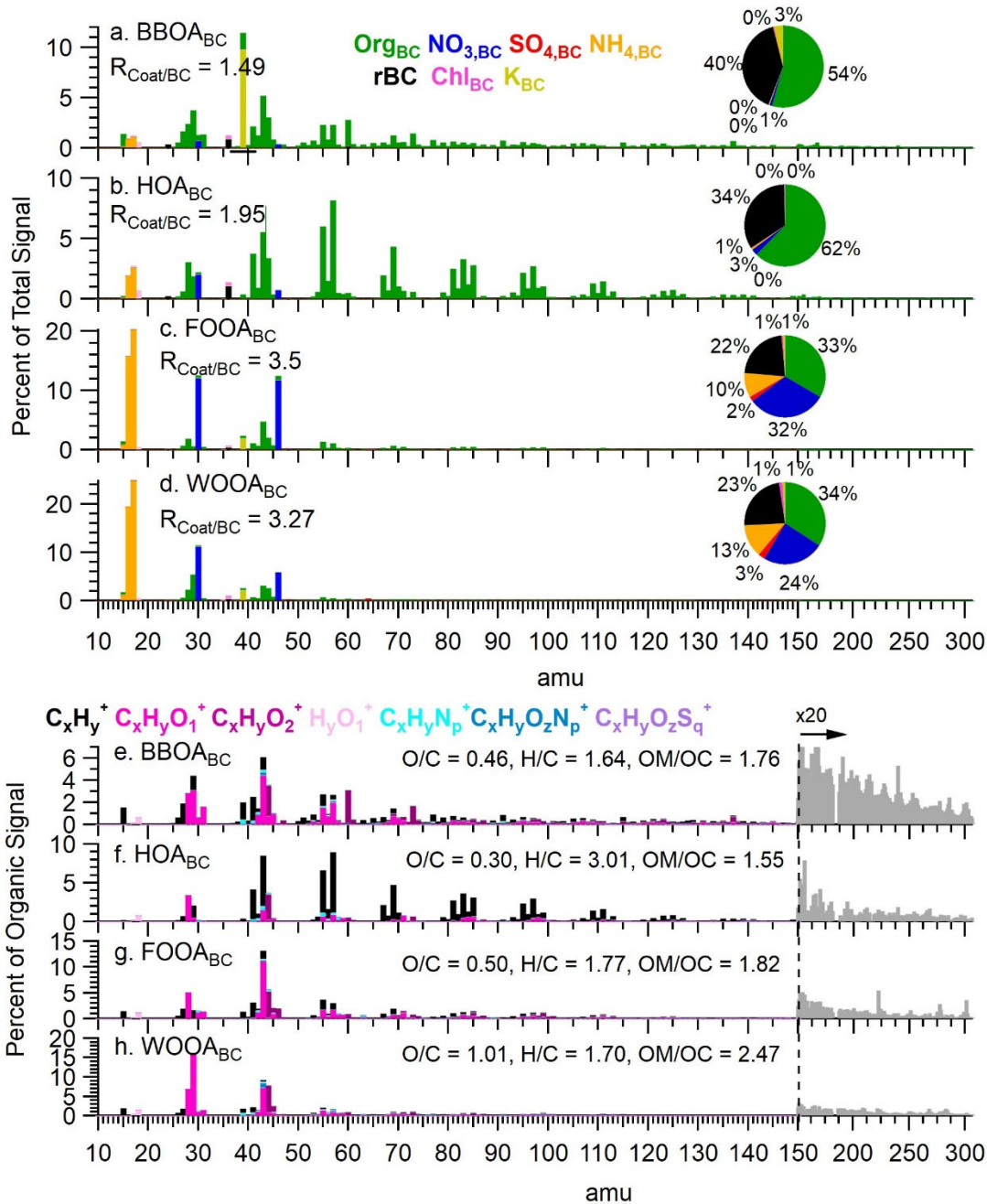


875 Figure 1: Comparison of (a) meteorological variables, (b) gas phase compounds and (c) aerosol phase species between the high-fog (blue symbols) and low-fog (red symbols) periods. The solid and open markers indicate the median and mean respectively, the box indicates the 25th-75th percentile, and whiskers indicate 10th-90th percentiles. $R_{Coat/BC}$ is the dimensionless ratio between the coating mass and rBC mass. (d) Average soot particle composition during the high-fog period. (e) Average soot particle composition during the low-fog period.

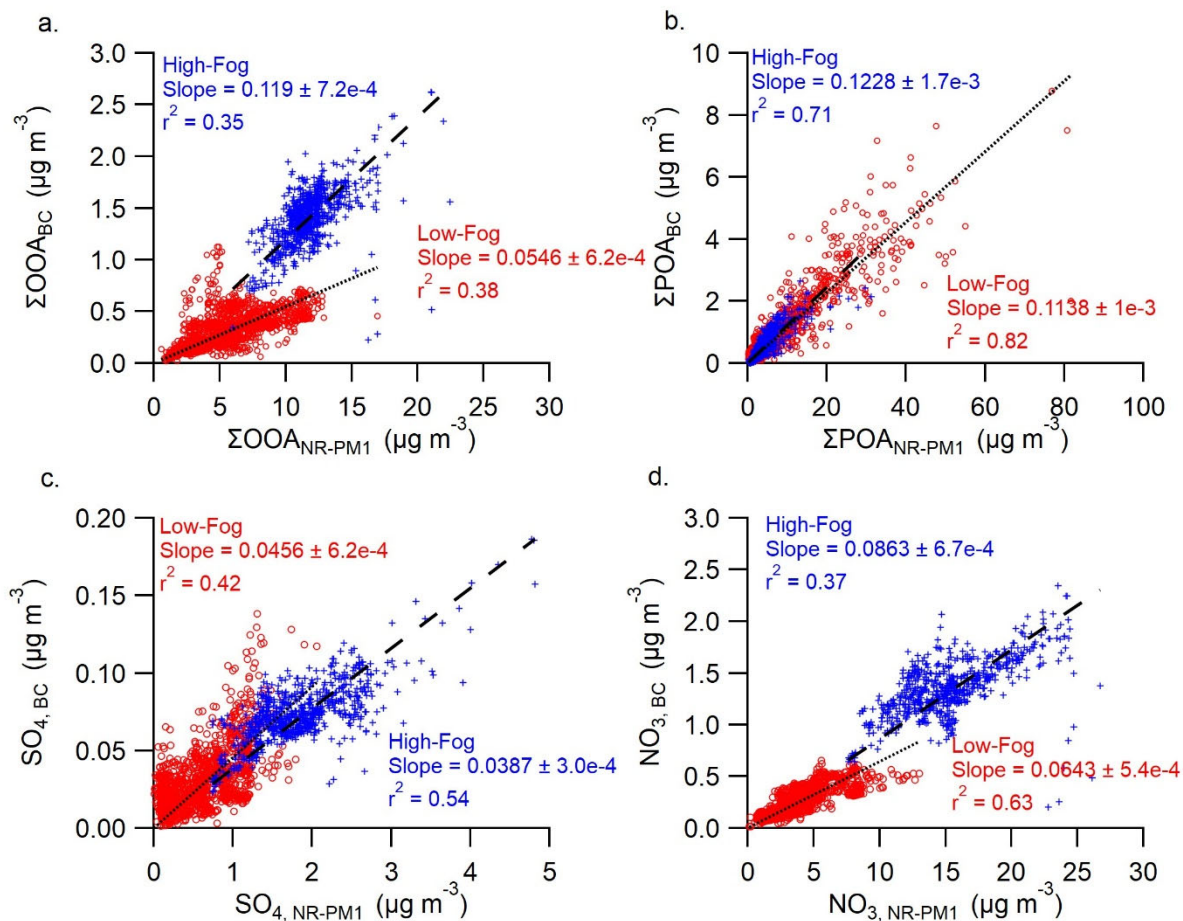


880

Figure 2: Temporal variation of (a) K^+_{BC} , Rb^+_{BC} and $BBOA_{BC}$, (b) $K_3SO_4^+_{BC}$, $SO_{4,BC}$ and SO_2 , (c) $K_2NO_3^+_{BC}$ and $NO_{3,BC}$ and (d) $K_2Cl^+_{BC}$ and Chl_{BC} .



885 **Figure 3: (a-d) Mass spectra of rBC containing PMF factors colored by species. y-axis is percent of total nitrate equivalent signal. Pie chart insets depict the mass fraction of each species. (e-h) Organic HRMS Spectra of the PMF factors colored by ion family. Unit mass resolution data was used at values greater than 150 amu, and are scaled by 20 for clarity.**



890 **Figure 4: Correlation between the (a) sum of OOA factors, (b) sum of POA factors, (c) sulfate and (d) nitrate from SP-AMS and HR-AMS. Data is separated between the low-fog period (Red circles) and high-fog period (blue crosses). The orthogonal distance regressions forced through the origin are also shown for the low-fog (dotted line) and high-fog periods (dashed lines) with fitting parameters included on the figure.**

895

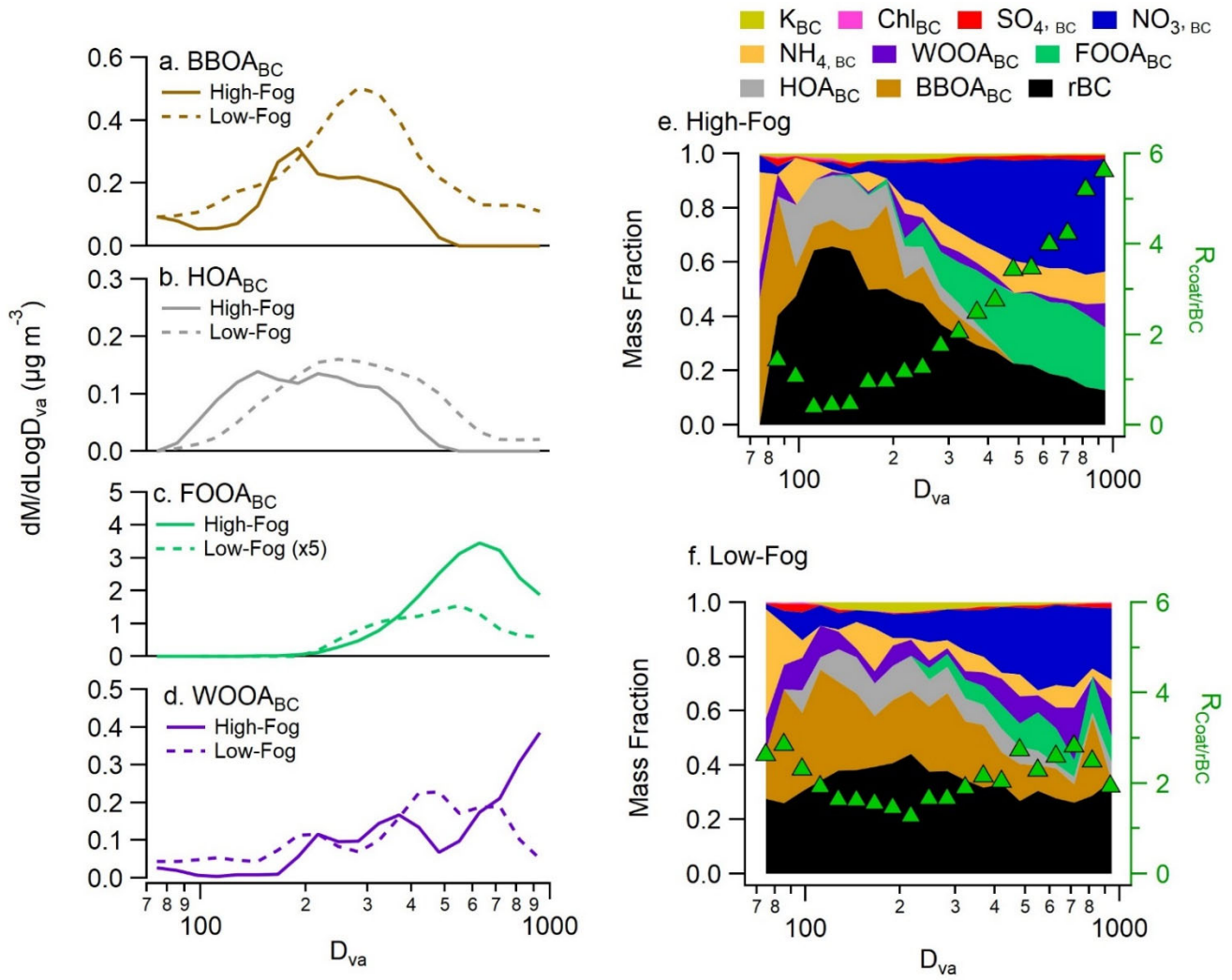


Figure 5: (a-d) Average size distributions of soot particle factors during both the high-fog period and low-fog period. Average aerosol composition as a function of size for the (e) high-fog period and (f) low-fog period. Size dependent coating thickness as a function of size is shown in the green triangles.

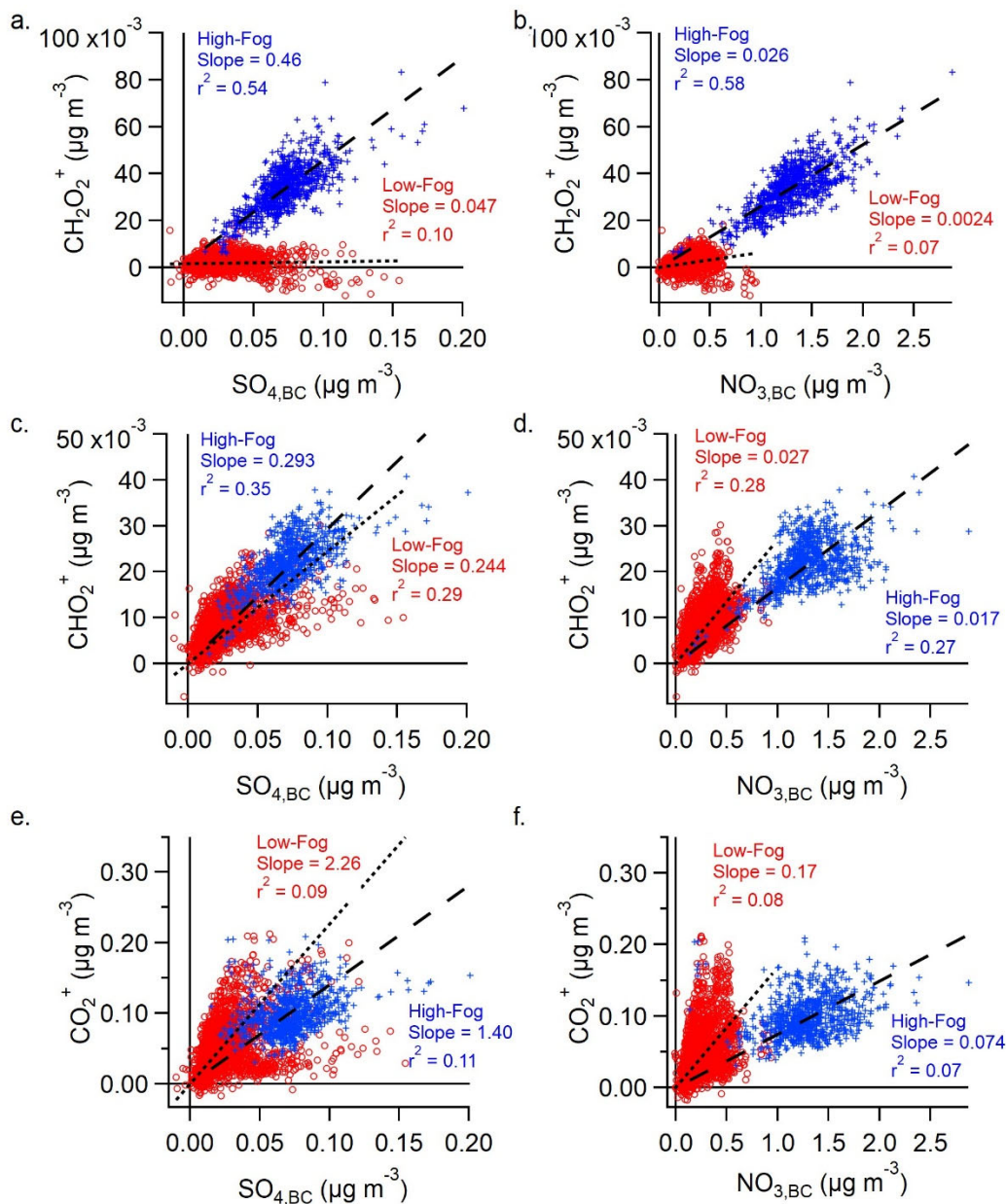


Figure 6: Correlations between carboxylic acid tracers and (a,c,e) sulfate or (b,d,f) nitrate. Data is separated between the low-fog period (Red circles, dotted line) and high-fog period (blue crosses, dashed line). Trend lines are orthogonal distance regressions and forced through the origin.

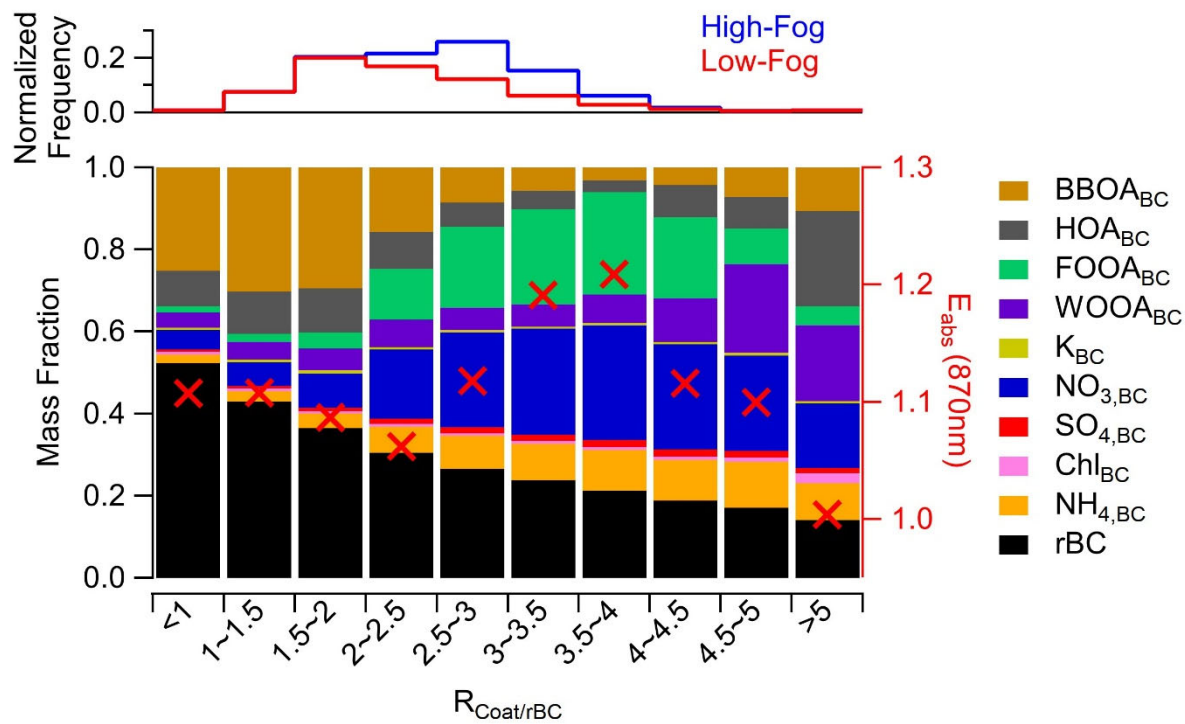


Figure 7: Fractional mass contribution of aerosol species binned by rBC coating thickness. Red crosses indicate the average absorption enhancement for each bin. The top panel shows the normalized frequency of the occurrence of different coating thicknesses, separated between the two periods.

Table 1: Comparison of average (\pm 1SD) concentration of relevant organic tracer ions during the high-fog period and low-fog period.

Fragment Ion	High-Fog (ng m ⁻³)	Low-Fog (ng m ⁻³)	Notes	Reference
CO ₂ ⁺	189 \pm 57.4	100. \pm 75.9	Organic acid tracer	Duplissy et al., 2011
CHO ₂ ⁺	30.9 \pm 7.37	11.9 \pm 6.53	Organic acid tracer	Jiang et al., 2021
CH ₂ O ₂ ⁺	47.5 \pm 14.2	3.06 \pm 4.34	Fog processing tracer	This work
CH ₃ SO ₂ ⁺	1.37 \pm 0.427	0.277 \pm 0.273	MSA tracer	Ge et al., 2012a
C ₂ H ₄ O ₂ ⁺	46.1 \pm 27.1	51.6 \pm 66.0	BBOA tracer	Cubison et al., 2011
C ₄ H ₉ ⁺	74.6 \pm 39.8	50.6 \pm 54.7	HOA tracer	Zhang et al., 2005