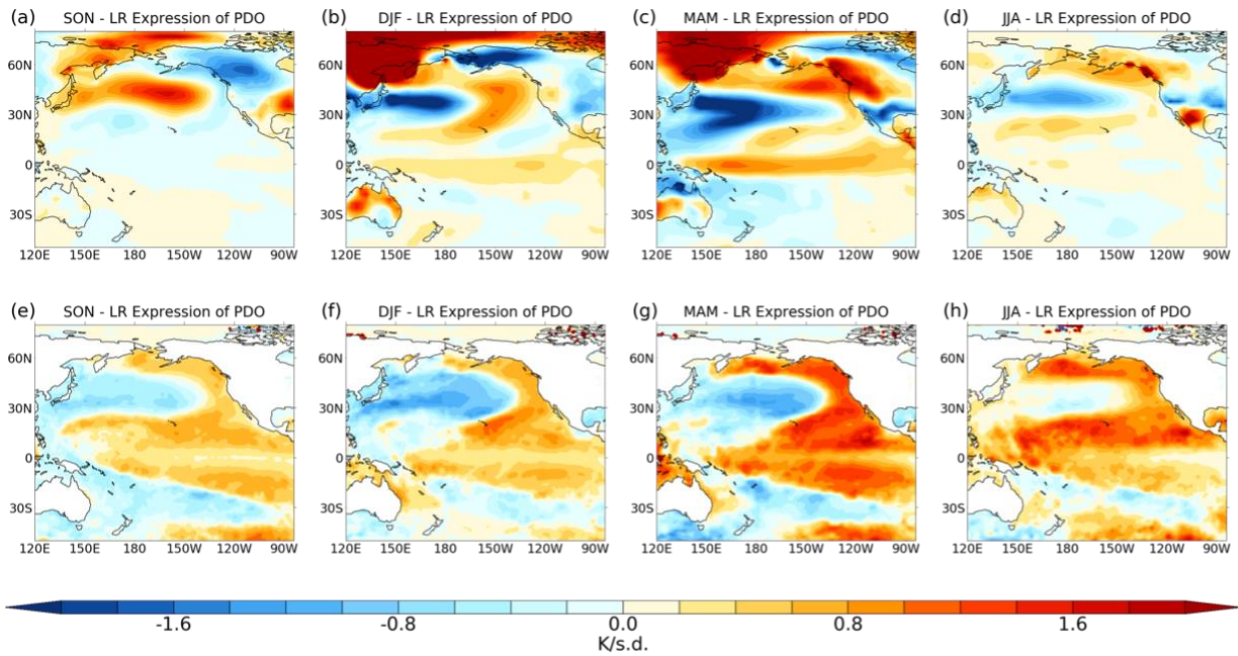


1 **Supporting Information for Intensified Aleutian Low induces weak Pacific Decadal**
2 **Variability by Dow et al. submitted to Environmental Research Letters**

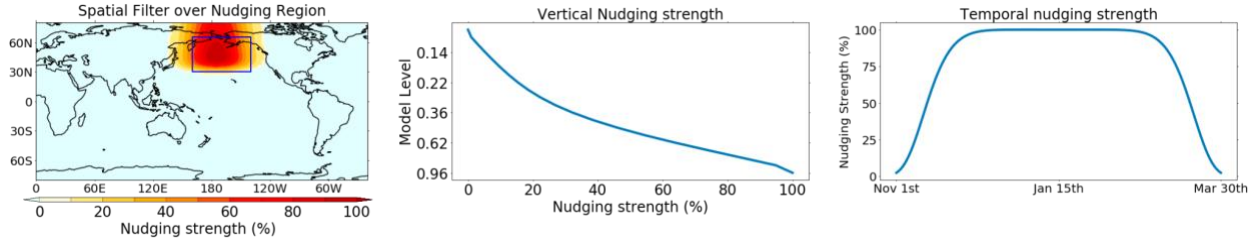
3
4
5
6
7
8



9
10 **Figure S1:** (a-d) Seasonal mean surface temperature anomalies regressed onto the PDO
11 index in CONTROL scaled by 5x for comparison with HadISST data (panels e-h). Units:
12 K per standard deviation.

13
14
15
16
17
18

19



20

21

22 **Figure S2:** Details of the nudging kernel used for the NUDGED experiment. (a) Horizontal
23 variation, (b) vertical variation and (c) temporal variation.

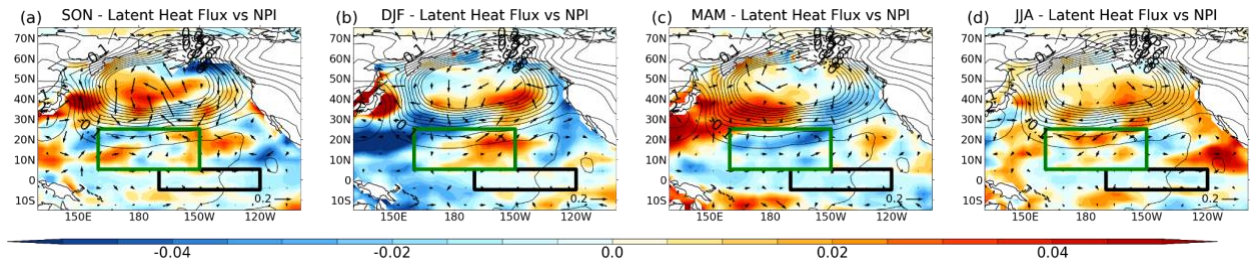
24

25

26

27

28



29

30 **Figure S3:** Seasonal 3-month mean of latent heat flux (shading; $W m^{-2} / \sigma$), sea level
31 pressure (contours; hPa / σ) and near-surface wind (vectors; $m s^{-1} / \sigma$) anomalies
32 regressed onto the NPI. Green and black boxes represent the two regions over which the
33 mixed layer heat budget analysis is conducted in Figure 3.

34