

Supplementary text

Interpreting ion count data from CIMS measurements

In this study, we compared the output of the model to the benzene oxidation product distribution measured with nitrate ion-based chemical ionization mass spectrometer (NO_3^- - CIMS, Jokinen et al., 2012). The product spectra for low- NO_x conditions were taken from Molteni et al., (2018), while for the high NO_x conditions from Garmash et al., (2020).

While NO_3^- - CIMS is known to be selectively sensitive towards highly oxygenated multifunctional molecules and radicals formed in volatile organic compound (VOC) oxidation, it is almost completely insensitive toward the least oxygenated species and there are further limitations associated with the CIMS data interpretation. Firstly, the quantification of the detected species is challenging, due to the absence of calibration standards. Secondly, in routine operation, mass spectrometers cannot separate isomers and only exact chemical composition can be resolved. In this section, the focus shall be on the interpretation of ion count data of multifunctional molecules from NO_3^- CIMS.

To be detected by the MS instrument, the molecules of interest are first charged, and the charging in CIMS is done via ion – molecule reactions (ion, here: NO_3^-). As described by Hyttinen et al., (2018), several processes occur in the ion-molecule reaction region within the CIMS:

SR1) Ionization may take place via deprotonation of the target molecule (RH) by the reagent ion (Q^-).


SR2) The reagent ion can attach to the RH to form ion-molecule clusters.

SR3) The reagent ions may form stable reagent ion “dimers” ($\text{QH}(\text{Q}^-)$) which may ionize the sample molecule via ligand exchange.

SR4) Clustering may also happen with the reagent ion dimer.

SR5) The ionization may also happen via ligand exchange reaction between the sample molecule and hydrates of the clustering ions.

SR6) Interaction of clustering ion and sampling molecule may also result in fragmentation.



As a given molecule or a radical can be detected as different ions (R^- , $\text{RH}(\text{Q}^-)$, $(\text{RH})\text{QH}(\text{Q}^-)$), it may be difficult to identify the composition of the parent species before it was ionized. Similarly, it is difficult to determine all signals related to one product. This problem is especially pronounced in high- NO_x experiments, where formed oxidation products will contain multiple nitrogen and oxygen atoms. As a result, oxidation products charged by reagent ion dimer (SR4) can be confused with another N-containing oxidation product charged by reagent ion monomer (SR2).

In the present work, products observed in high NO_x oxidation of benzene in JPAC chamber (Garmash et al. 2020) were interpreted based on their timing. If signals of those ions correlated with $R^2 > 0.9$, they were classified as the same sample molecule. For example, ions at m/z 201 and 264 were identified as $\text{C}_6\text{H}_5\text{NO}_2 \cdot \text{NO}_3^-$ and $\text{C}_6\text{H}_5\text{NO}_2 \cdot \text{HNO}_3 \cdot \text{NO}_3^-$ respectively. Signals of these ions varied closely during the experiments with $R^2 = 0.995$ (see Fig S17). In this case, these ions were classified as the same molecule (nitrophenol) detected via ionization reactions (SR3) and (SR4) (Garmash et al. 2020, Yan et al. 2016). Similar analysis was performed on other ions.

The CIMS-signal conversion to a mixing ratio or number concentration is approached in different ways: For the simulations of flow tube results (data obtained from Molteni et al., 2018) the original data is reported already in cm^{-3} , and thus no conversion is needed. For the simulations of JPAC chamber experiments, a conversion factor of $1.2 \cdot 10^{11} \text{ cm}^{-3}$ for “fraction of total signal” to cm^{-3} conversion is used. This conversion factor was derived from reproducing benzene oxidation mass spectra (under low NO_x conditions; see Garmash et al. - SI) in JPAC chamber by means of modelling. The conversion factor of $1.2 \cdot 10^{11} \text{ cm}^{-3}$ best converted from experimental data to the simulated spectra.

High NO_x conditions

Benzene OH oxidation in the presence of high levels of NO_x is summarized in Fig S15. Panel A depicts the simulated and experimental (nitrate CIMS) (Garmash et al., 2020) distribution of molecular mass. The experimental data set serves to constrain the branching ratio for reaction R3 to either form the closed shell RONO_2 species (R3a; see main manuscript) or the unstable alkoxy radical (R3b; see main manuscript). As recently reported (Xu et al., 2020) for the benzene system, the branching produces only a small share of nitrate species ($\sim 0.2\%$ for bicyclic peroxy radicals and $\sim 0.9\%$ for other peroxy radicals containing 6 carbon atoms). In the present work, nitrate yields from reaction R3 range from 0.1% (bicyclic peroxy radical) to 4%. Accordingly, unless the overall reaction rate constant $k_{\text{RO}_2\text{-NO}}$ for reaction of RO_2 species with NO is overestimated, a large amount of RO species are formed. We explored the potential of the latter path to explain experimentally observed mass spectra and, subsequently the impact on the SOA forming potential of the species formed that way. The reproduction of observed nitrate mass peaks is unproblematic, due to its small share in reaction R3. However, the computed dimer distribution (panel B) suggests underestimation of its main precursor, the RO_2 species. This problem cannot be overcome, even if the yield of reaction R2 clearly dominates over R6 and R8 and literally all alkoxy radicals are transformed to peroxy radicals via autoxidation.

Investigation of the partition to the particle phase is shown in (Fig 3, panel E). The predicted and observed SOA formation differ with increasing hydrocarbon reacted. While the simulated yield can be characterized as constant (roughly 7%), the experimental SOA formation seems to increase the more of the precursor hydrocarbon reacts. Note that the experimental SOA formation data from literature was cut at $100 \mu\text{g m}^{-3}$ as the OH precursor seems to be almost depleted. The additional oxidation and SOA formation is likely driven by NO_x/HO_x chemistry in the presence of UV light. This does not represent a well-defined chemical system which, accordingly, is not considered for analysis. Consequently, we further question the suggested mass yield of roughly 37% to be fully explained by the OH oxidation of benzene in the presence of NO_x .

Distribution of saturation vapor pressures from group contribution methods

Deriving the saturation vapor pressure function for a specific standard substance can be done experimentally. However, many atmospherically relevant species feature unknown structures, are short lived or highly reactive. Additionally, the number of molecular structures originating from oxidation of a single precursor VOC can be huge (Goldstein and Galbally, 2007; Lightfoot et al., 1992). Thus, in order to overcome these challenges, group contribution methods may be consulted. Many of these methods exist featuring differing accuracy (O’Meara et al., 2014).

In the present work, saturation vapor pressures were derived with three different group contribution methods for all species: EVAPORATION (Compernelle et al., 2011), NANNOOLAL (Nannoolal et al., 2008) and MYRDAL/YALKOWSKI (Myrdal and Yalkowsky, 1997). Resulting saturation vapor pressure values at fixed temperature are shown in Fig S13. The methods were chosen based on an assessment which suggested NANNOOLAL to predict the normal boiling point best while

EVAPORATION and MYRDAL/YALKOWSKI reproduce SOA mass loadings most accurately amongst all investigated methods (O’Meara et al., 2014).

Saturation vapor pressures of few selected species are additionally computed using COSMO-RS including closed shell monomers and dimers. Subsequently, they are compared with group contribution methods (Fig S14). There is a considerable variation in the prediction of p_{sat} depending on the method chosen. For the non-nitrates, EVAPORATION shows the closest agreement with COSMO-RS, followed by NANNOOLAL. In the cases of closed shell nitrogen containing species, EVAPORATION shows least deviation from COSMO-RS. In the case of dimers, only two species have been analyzed due to the significant computational effort required. For both molecules, EVAPORATION overestimates the saturation vapor pressure by roughly one order of magnitude compared to the COSMO-RS. However, this may not be relevant in the atmosphere as the species will irreversibly partition to the particle phase due to their extremely low vapor pressure. Thus, we conclude that EVAPORATION is, based on the limited set of comparison with COSMO-RS results, the best method in the present case of benzene oxidation.

Model input specifications

Main model inputs for the simulations reported are listed below for a) the flow tube simulations (table ST3), b) the JPAC chamber runs (table ST4 and ST5), c) the Caltech chamber runs (ST6) and d) the atmospheric yield study (ST2). The inputs for the atmospheric trajectory runs are less appropriate to be summarized in a table, however, it can be provided by the corresponding author (LP) upon request.

Description of parametric yield calculations

In order to approach atmospherically relevant conditions, methane, CO and sunlight are considered. The sunlight intensity, based on experimentally determined spectrum, was set to a value resulting in an OH level of $2 \cdot 10^6 \text{ cm}^{-3}$ in the presence of 200 ppb_v of CO and 2 ppm of methane, the two largest atmospheric OH sinks. When conducting the simulations, the OH level was fixed in order to avoid bias by changing the VOC level. Losses of seed aerosol particles, VOC species or their products are neglected in these simulations.

Benzene and NO_x concentrations are varied over a wide range covering observations from remote areas to strongly polluted regions (WHO, 2021; Sekar et al., 2019). OH concentrations are set to a moderate level and are kept constant for 10 hours. In case the mass yield, within this period, does not approach a constant or maximum value, respectively, OH is set to zero and simulations are continued for another 2 hours. Exemplary mass yield evolution simulations are depicted by Supplementary Fig S16. In panel A (“sim8”), the maximum mass yield is met at 2 h to 4.5 h after initiating the OH oxidation. Random fluctuations in the yield curve are numerical artifacts attributable to limited accuracy of integration time steps which were set to 5 s to limit computational costs. However, note that the final yield values are not affected. On the one hand, the fluctuations do not introduce a systematic offset, on the other hand yield values are averaged over a certain period, indicated by a purple square, to remove the fluctuations where necessary. Occasionally, no yield maximum is found within 10 hours of benzene oxidation, as shown by panel B. In this case, the yield value at $t = 10$ hours represents the maximum mass yield.

Clearly, the data generated does not cover all possible conditions. Though, the seed aerosol mass and diameter, as well as the O₃ concentration, under the studied conditions, do not largely impact the mass yield. However, the OH level strongly impacts the result. See supporting information for effects of varying O₃, seed aerosol mass, seed aerosol surface and OH for two conditions: one characterized by high mass yield (0.1 ppb_v NO_x/ 10 ppb_v benzene) and the other characterized by low mass yield (10 ppb_v NO_x and 0.1 ppb_v benzene).

Note that the NO_x values can be converted to NO levels by multiplication times 1/11 as NO₂:NO is set to 10:1.

Specifications of autoAPRAM-benzene species

Basic molecular properties (in a format: name /C/H/O/N/ structure) for all APRAM species used in the model simulations are listed in table ST7.

autoAPRAM-fw – benzene scheme

Reaction rate coefficients are given in cm³molecules⁻¹s⁻¹ if not stated differently. autoAPRAM-fw uses simple rate coefficients KDEC, KRO2NO and KRO2HO2 from MCM v3.3.1:

KDEC = 1E-6

KRO2NO = 2.7E-12*EXP(360/TEMP)

KRO2HO2 = 2.91E-13*EXP(1300/TEMP)

Reaction types marked by “Reaction (RX)” refer to reactions introduced in section “Setting up the gas phase chemistry”. Reactions {1} to {7} represent the initiation of autoAPRAM-fw RO2 species from MCM (i.e., the reactions where MCM species form autoAPRAM-fw peroxy radicals). The reactions {8} to {934} represent the autoxidation scheme for benzene created by the autoAPRAM-fw.

autoAPRAM-fw initiation from MCM

{1}	BZBIPERO2 -> BZo_RO2_O7	0.32
{2}	BZBIPERO -> BZeo_RO2_O6	0.1*KDEC
{3}	BZBIPERO2 -> C5_RO2_O6 + CO	0.022
{4}	BZEMUCO2 -> BZeo_RO2_O8	0.07
{5}	BZEMUCO2 -> C5_RO2_O7 + CO:	0.25
{6}	PHENO2 -> BZeo_RO2_O8	0.07
{7}	PHENO2 -> C5_RO2_O7 + CO:	0.25

Reaction (R1)

Autoxidation: RO₂ -> H-shift + O2 addition -> RO₂

{8}	BZo_RO2_O7 -> BZo_RO2_O9	1.5
{9}	BZo_RO2_O9 -> BZo_RO2_O11	0.45
{10}	BZeo_RO2_O6 -> BZeo_RO2_O8	0.1
{11}	BZeo_RO2_O8 -> BZeo_RO2_O10	0.01

Reaction (R2)

Alkoxy radical autoxidation: RO -> RO₂

{12}	BZo2_RO_O6 -> BZeo_RO2_O8	KDEC*0.90
{13}	BZo2_RO_O8 -> BZeo_RO2_O10	KDEC*0.85
{14}	BZeo2_RO_O5 -> BZo_RO2_O7	KDEC*0.90
{15}	BZeo2_RO_O7 -> BZo_RO2_O9	KDEC*0.90
{16}	BZeo2_RO_O9 -> BZo_RO2_O11	KDEC*0.40
{17}	BZo_RO_O6 -> BZeo_RO2_O8	KDEC*0.2
{18}	BZo_RO_O8 -> BZeo_RO2_O10	KDEC*0.1
{19}	BZeo_RO_O5 -> BZo_RO2_O7	KDEC*0.45
{20}	BZeo_RO_O7 -> BZo_RO2_O9	KDEC*0.35
{21}	BZeo_RO_O9 -> BZo_RO2_O11	KDEC*0.45
{22}	C5_RO_O5 -> C5_RO2_O7	KDEC*0.90
{23}	C5_RO_O6 -> C5_RO2_O8	KDEC*0.90
{24}	C5_RO_O7 -> C5_RO2_O9	KDEC*0.85

{25} C5_RO_O8 -> C5_RO2_O10 KDEC*0.70

Reaction (R3a)

Peroxy radicals reacting with NO to form RONO₂: RO₂ + NO -> RONO₂

{26} BZo_RO2_O7 + NO -> BZo_O5_NO3 KRO2NO*0.009
{27} BZo_RO2_O9 + NO -> BZo_O7_NO3 KRO2NO*0.005
{28} BZo_RO2_O11 + NO -> BZo_O9_NO3 KRO2NO*0.12
{29} BZeo_RO2_O6 + NO -> BZeo_O4_NO3 KRO2NO*0.002
{30} BZeo_RO2_O8 + NO -> BZeo_O6_NO3 KRO2NO*0.006
{31} BZeo_RO2_O10 + NO -> BZeo_O8_NO3 KRO2NO*0.01
{32} C5_RO2_O6 + NO -> C5e_O4_NO3 KRO2NO*0.04
{33} C5_RO2_O7 + NO -> C5_O5_NO3 KRO2NO*0.004
{34} C5_RO2_O8 + NO -> C5e_O6_NO3 KRO2NO*0.008
{35} C5_RO2_O9 + NO -> C5_O7_NO3 KRO2NO*0.02
{36} C5_RO2_O10 + NO -> C5e_O8_NO3 KRO2NO*0.02

Reaction (R3b)

Peroxy radicals reacting with NO to form RO: RO₂ + NO -> RO + NO₂

{37} BZo_RO2_O7 + NO -> BZo2_RO_O6 + NO2 KRO2NO*0.897
{38} BZo_RO2_O9 + NO -> BZo2_RO_O8 + NO2 KRO2NO*0.978
{39} BZo_RO2_O11 + NO -> BZo2_RO_O10 + NO2 KRO2NO*0.93
{40} BZeo_RO2_O6 + NO -> BZeo2_RO_O5 + NO2 KRO2NO*0.898
{41} BZeo_RO2_O8 + NO -> BZeo2_RO_O7 + NO2 KRO2NO*0.894
{42} BZeo_RO2_O10 + NO -> BZeo2_RO_O9 + NO2 KRO2NO*0.59
{43} C5_RO2_O6 + NO -> C5_RO_O5 + NO2 KRO2NO*0.96
{44} C5_RO2_O7 + NO -> C5_RO_O6 + NO2 KRO2NO*0.998
{45} C5_RO2_O8 + NO -> C5_RO_O7 + NO2 KRO2NO*0.996
{46} C5_RO2_O9 + NO -> C5_RO_O8 + NO2 KRO2NO*0.98
{47} C5_RO2_O10 + NO -> C5_RO_O9 + NO2 KRO2NO*0.98

Reaction (R3c)

Peroxy radicals reacting with NO to form RCHO: RO₂ + NO -> RCHO + NO₂ + HO₂

more detailed RO₂ + NO -> RO + NO₂ fast abstraction of H by O₂ eliminating of HO₂: RCHO + HO₂

{48} BZo_RO2_O7 + NO -> BZo_O5_O + NO2 + HO2 KRO2NO*0.1
{49} BZo_RO2_O9 + NO -> BZo_O7_O + NO2 + HO2 KRO2NO*0.02
{50} BZo_RO2_O11 + NO -> BZo_O9_O + NO2 + HO2 KRO2NO*0.03
{51} BZeo_RO2_O6 + NO -> BZeo_O4_O + NO2 + HO2 KRO2NO*0.1
{52} BZeo_RO2_O8 + NO -> BZeo_O6_O + NO2 + HO2 KRO2NO*0.1
{53} BZeo_RO2_O10 + NO -> BZeo_O8_O + NO2 + HO2 KRO2NO*0.4

Reaction (R4a)

Peroxy radicals reacting with HO₂ forming closed shell species: RO₂ + HO₂ -> ROOH

{54} BZo_RO2_O7 + HO2 -> BZo_O5_OOH KRO2HO2*0.77*0.01
{55} BZo_RO2_O9 + HO2 -> BZo_O7_OOH KRO2HO2*0.77*0.06
{56} BZo_RO2_O11 + HO2 -> BZo_O9_OOH KRO2HO2*0.77*0.2
{57} BZeo_RO2_O6 + HO2 -> BZeo_O4_OOH KRO2HO2*0.77*0.6
{58} BZeo_RO2_O8 + HO2 -> BZeo_O6_OOH KRO2HO2*0.77*0.04
{59} BZeo_RO2_O10 + HO2 -> BZeo_O8_OOH KRO2HO2*0.77*0.55
{60} C5_RO2_O6 + HO2 -> C5e_O4_OOH KRO2HO2*0.706*0.005

{61}	C5_RO2_O7 + HO2 -> C5_O5_OOH	KRO2HO2*0.706*0.3
{62}	C5_RO2_O8 + HO2 -> C5e_O6_OOH	KRO2HO2*0.706*0.6
{63}	C5_RO2_O9 + HO2 -> C5_O7_OOH	KRO2HO2*0.706*0.1
{64}	C5_RO2_O10 + HO2 -> C5e_O8_OOH	KRO2HO2*0.706*0.6

Reaction (R4b)

Peroxy radicals reacting with HO₂ forming RO + O₂ + OH:

{65}	BZo_RO2_O7 + HO2 -> BZo_RO_O6 + OH	KRO2HO2*0.99*0.77
{66}	BZo_RO2_O9 + HO2 -> BZo_RO_O8 + OH:	KRO2HO2*0.92*0.77
{67}	BZo_RO2_O11 + HO2 -> BZo_RO_O10 + OH:	KRO2HO2*0.85*0.77
{68}	BZeo_RO2_O6 + HO2 -> BZeo_RO_O5 + OH:	KRO2HO2*0.4*0.77
{69}	BZeo_RO2_O8 + HO2 -> BZeo_RO_O7 + OH:	KRO2HO2*0.98*0.77
{70}	BZeo_RO2_O10 + HO2 -> BZeo_RO_O9 + OH:	KRO2HO2*0.45*0.77
{71}	C5_RO2_O6 + HO2 -> MALDIAL + CO + HO2	KRO2HO2*0.995*0.77
{72}	C5_RO2_O7 + HO2 -> MALDIAL + CO + HO2	KRO2HO2*0.4*0.77
{73}	C5_RO2_O8 + HO2 -> MALDIAL + CO + HO2	KRO2HO2*0.4*0.77
{74}	C5_RO2_O9 + HO2 -> MALDIAL + CO + HO2	KRO2HO2*0.9*0.77
{75}	C5_RO2_O10 + HO2 -> MALDIAL + CO + HO2	KRO2HO2*0.4*0.77

Reaction (R5a)

Peroxy radical reacting with pool of RO₂s forming alkoxy radical by O removal:

{76}	BZo_RO2_O7 -> BZo_RO_O6	RO2*2.62e-11*0.6*0.4
{77}	BZo_RO2_O9 -> BZo_RO_O8	RO2*5.38e-11*0.6*0.4
{78}	BZo_RO2_O11 -> BZo_RO_O10	RO2*8.14e-11*0.6*0.4
{79}	BZeo_RO2_O6 -> BZeo_RO_O5	RO2*1.24e-11*0.6*0.4
{80}	BZeo_RO2_O8 -> BZeo_RO_O7	RO2*4e-11*0.6*0.4
{81}	BZeo_RO2_O10 -> BZeo_RO_O9	RO2*6.76e-11*0.6*0.4

Reaction (R5b)

Peroxy radicals forming the dimer ROOR (i.e., accretion product)

RO₂ dimer formation: RO₂ + RO₂" -> ROOR"

ROOR precursor BZo_RO2_O7

{82}	BZo_RO2_O7 + BZo_RO2_O7 -> BZoO6_BZoO6	4.17e-11*1.0
{83}	BZo_RO2_O7 + BZo_RO2_O9 -> BZoO6_BZoO8	1.e-10*1.0
{84}	BZo_RO2_O7 + BZo_RO2_O11 -> BZoO6_BZoO10	9.69e-11*1.0
{85}	BZo_RO2_O7 + BZeo_RO2_O6 -> BZoO6_BZeoO5	2.79e-11*1.0
{86}	BZo_RO2_O7 + BZeo_RO2_O8 -> BZoO6_BZeoO7	5.55e-11*1.0
{87}	BZo_RO2_O7 + BZeo_RO2_O10 -> BZoO6_BZeoO9	8.31e-11*1.0
{88}	BZo_RO2_O7 + C5_RO2_O6 -> BZoO6_C5eO5	4.51e-11*1.0
{89}	BZo_RO2_O7 + C5_RO2_O7 -> BZoO6_C5O6	5.89e-11*1.0
{90}	BZo_RO2_O7 + C5_RO2_O8 -> BZoO6_C5eO7	7.27e-11*1.0
{91}	BZo_RO2_O7 + C5_RO2_O9 -> BZoO6_C5O8	8.65e-11*1.0
{92}	BZo_RO2_O7 + C5_RO2_O10 -> BZoO6_C5eO9	1e-10*1.0
{93}	BZo_RO2_O7 + BZBIPERO2 -> BZoO6_BZBI	1.41e-11*0.15
{94}	BZo_RO2_O7 + BZEMUCCO3 -> BZoO6_BZMUa	1.24e-11*1.0
{95}	BZo_RO2_O7 + BZEMUCO2 -> BZoO6_BZMUb	2.79e-11*1.0
{96}	BZo_RO2_O7 + C5DIALO2 -> BZoO6_C5DI	3e-13*1.0
{97}	BZo_RO2_O7 + NPHEO2 -> BZoO6_NPHa	6.67e-11*1.0
{98}	BZo_RO2_O7 + PHENO2 -> BZoO6_PHEN	2.79e-11*1.0
{99}	BZo_RO2_O7 + MALDIALCO3 -> BZoO6_MALa	3e-13*1.0

{100}	BZo_RO2_07 + EPXDLCO3 -> BZoO6_EPX	3e-13*1.0
{101}	BZo_RO2_07 + C3DIALO2 -> BZoO6_C3DI	3e-13*1.0
{102}	BZo_RO2_07 + MALDIALO2 -> BZoO6_MALb	3e-13*1.0
{103}	BZo_RO2_07 + C6H5O2 -> BZoO6_C6a	3e-13*1.0
{104}	BZo_RO2_07 + NBZFUO2 -> BZoO6_NBZa	3.05e-11*1.0
{105}	BZo_RO2_07 + BZFUO2 -> BZoO6_BZFU	3e-13*1.0
{106}	BZo_RO2_07 + HCOCOHCOC3 -> BZoO6_C3a	3e-13*1.0
{107}	BZo_RO2_07 + CATEC1O2 -> BZoO6_CATE	3e-13*1.0
{108}	BZo_RO2_07 + HCOCO3 -> BZoO6_C2a	3e-13*1.0
{109}	BZo_RO2_07 + HCOCH2O2 -> BZoO6_C2b	3e-13*1.0
{110}	BZo_RO2_07 + NPHEN1O2 -> BZoO6_NPHb	9.78e-12*1.0
{111}	BZo_RO2_07 + NNCATECO2 -> BZoO6_NNC	1e-10*1.0
{112}	BZo_RO2_07 + NCATECO2 -> BZoO6_NCAT	8.05e-11*1.0
{113}	BZo_RO2_07 + NBZQO2 -> BZoO6_NBZb	5.12e-11*1.0
{114}	BZo_RO2_07 + PBZQO2 -> BZoO6_PBZ	1.24e-11*1.0
{115}	BZo_RO2_07 + MALANHYO2 -> BZoO6_MALc	3.75e-12*1.0
{116}	BZo_RO2_07 + NDNPHENO2 -> BZoO6_NDN	1e-10*1.0
{117}	BZo_RO2_07 + DNPHEO2 -> BZoO6_DNP	1e-10*1.0
{118}	BZo_RO2_07 + HOCH2CO3 -> BZoO6_C2c	3e-13*1.0
{119}	BZo_RO2_07 + C5CO2OHCO3 -> BZoO6_C5a	2.62e-11*1.0
{120}	BZo_RO2_07 + C4CO2DBCO3 -> BZoO6_C4a	3e-13*1.0
ROOR precursor BZo_RO2_09		
{121}	BZo_RO2_09 + BZo_RO2_09 -> BZoO8_BZoO8	9.69e-11*1.0
{122}	BZo_RO2_09 + BZo_RO2_011 -> BZoO8_BZoO10	1e-10*1.0
{123}	BZo_RO2_09 + BZeo_RO2_06 -> BZoO8_BZeoO5	5.55e-11*1.0
{124}	BZo_RO2_09 + BZeo_RO2_08 -> BZoO8_BZeoO7	8.31e-11*1.0
{125}	BZo_RO2_09 + BZeo_RO2_010 -> BZoO8_BZeoO9	1e-10*1.0
{126}	BZo_RO2_09 + C5_RO2_06 -> BZoO8_C5eO5	7.27e-11*1.0
{127}	BZo_RO2_09 + C5_RO2_07 -> BZoO8_C5O6	8.65e-11*1.0
{128}	BZo_RO2_09 + C5_RO2_08 -> BZoO8_C5eO7	1e-10*1.0
{129}	BZo_RO2_09 + C5_RO2_09 -> BZoO8_C5O8	1e-10*1.0
{130}	BZo_RO2_09 + C5_RO2_010 -> BZoO8_C5eO9	1e-10*1.0
{131}	BZo_RO2_09 + BZBIPERO2 -> BZoO8_BZBI	4.17e-11*0.5
{132}	BZo_RO2_09 + BZEMUCCO3 -> BZoO8_BZMUa	4e-11*1.0
{133}	BZo_RO2_09 + BZEMUCO2 -> BZoO8_BZMUb	5.55e-11*1.0
{134}	BZo_RO2_09 + C5DIALO2 -> BZoO8_C5DI	1.58e-11*1.0
{135}	BZo_RO2_09 + NPHEO2 -> BZoO8_NPHa	9.43e-11*1.0
{136}	BZo_RO2_09 + PHENO2 -> BZoO8_PHEN	5.55e-11*1.0
{137}	BZo_RO2_09 + MALDIALCO3 -> BZoO8_MALa	3.75e-12*1.0
{138}	BZo_RO2_09 + EPXDLCO3 -> BZoO8_EPX	1.75e-11*1.0
{139}	BZo_RO2_09 + C3DIALO2 -> BZoO8_C3DI	3e-13*1.0
{140}	BZo_RO2_09 + MALDIALO2 -> BZoO8_MALb	1.93e-11*1.0
{141}	BZo_RO2_09 + C6H5O2 -> BZoO8_C6a	3e-13*1.0
{142}	BZo_RO2_09 + NBZFUO2 -> BZoO8_NBZa	5.81e-11*1.0
{143}	BZo_RO2_09 + BZFUO2 -> BZoO8_BZFU	1.93e-11*1.0
{144}	BZo_RO2_09 + HCOCOHCOC3 -> BZoO8_C3a	7.2e-12*1.0
{145}	BZo_RO2_09 + CATEC1O2 -> BZoO8_CATE	1.24e-11*1.0
{146}	BZo_RO2_09 + HCOCO3 -> BZoO8_C2a	3e-13*1.0
{147}	BZo_RO2_09 + HCOCH2O2 -> BZoO8_C2b	3e-13*1.0
{148}	BZo_RO2_09 + NPHEN1O2 -> BZoO8_NPHb	3.74e-11*1.0

{149}	BZo_RO2_O9 + NNCATECO2 -> BZoO8_NNC	1e-10*1.0
{150}	BZo_RO2_O9 + NCATECO2 -> BZoO8_NCAT	1e-10*1.0
{151}	BZo_RO2_O9 + NBZQO2 -> BZoO8_NBZb	7.87e-11*1.0
{152}	BZo_RO2_O9 + PBZQO2 -> BZoO8_PBZ	4e-11*1.0
{153}	BZo_RO2_O9 + MALANHYO2 -> BZoO8_MALc	3.13e-11*1.0
{154}	BZo_RO2_O9 + NDNPHENO2 -> BZoO8_NDN	1e-10*1.0
{155}	BZo_RO2_O9 + DNPHEO2 -> BZoO8_DNP	1e-10*1.0
{156}	BZo_RO2_O9 + HOCH2CO3 -> BZoO8_C2c	3e-13*1.0
{157}	BZo_RO2_O9 + C5CO2OHCO3 -> BZoO8_C5a	5.37e-11*1.0
{158}	BZo_RO2_O9 + C4CO2DBCO3 -> BZoO8_C4a	2.79e-11*1.0
ROOR precursor BZo_RO2_O11		
{159}	BZo_RO2_O11 + BZo_RO2_O11 -> BZoO10_BZoO10	1e-10*1.0
{160}	BZo_RO2_O11 + BZeo_RO2_O6 -> BZoO10_BZeoO5	8.31e-11*1.0
{161}	BZo_RO2_O11 + BZeo_RO2_O8 -> BZoO10_BZeoO7	1e-10*1.0
{162}	BZo_RO2_O11 + BZeo_RO2_O10 -> BZoO10_BZeoO9	1e-10*1.0
{163}	BZo_RO2_O11 + C5_RO2_O6 -> BZoO10_C5eO5	1e-10*1.0
{164}	BZo_RO2_O11 + C5_RO2_O7 -> BZoO10_C5O6	1e-10*1.0
{165}	BZo_RO2_O11 + C5_RO2_O8 -> BZoO10_C5eO7	1e-10*1.0
{166}	BZo_RO2_O11 + C5_RO2_O9 -> BZoO10_C5O8	1e-10*1.0
{167}	BZo_RO2_O11 + C5_RO2_O10 -> BZoO10_C5eO9	1e-10*1.0
{168}	BZo_RO2_O11 + BZBIPERO2 -> BZoO10_BZBI	1.e-10*1.0
{169}	BZo_RO2_O11 + BZEMUCCO3 -> BZoO10_BZMUa	6.75e-11*1.0
{170}	BZo_RO2_O11 + BZEMUCO2 -> BZoO10_BZMUb	8.31e-11*1.0
{171}	BZo_RO2_O11 + C5DIALO2 -> BZoO10_C5DI	4.34e-11*1.0
{172}	BZo_RO2_O11 + NPHENO2 -> BZoO10_NPHa	1e-10*1.0
{173}	BZo_RO2_O11 + PHENO2 -> BZoO10_PHEN	8.31e-11*1.0
{174}	BZo_RO2_O11 + MALDIALCO3 -> BZoO10_MALa	3.13e-11*1.0
{175}	BZo_RO2_O11 + EPXDLCO3 -> BZoO10_EPX	4.51e-11*1.0
{176}	BZo_RO2_O11 + C3DIALO2 -> BZoO10_C3DI	2.1e-11*1.0
{177}	BZo_RO2_O11 + MALDIALO2 -> BZoO10_MALb	4.69e-11*1.0
{178}	BZo_RO2_O11 + C6H5O2 -> BZoO10_C6a	2.62e-11*1.0
{179}	BZo_RO2_O11 + NBZFUO2 -> BZoO10_NBZa	8.56e-11*1.0
{180}	BZo_RO2_O11 + BZFUO2 -> BZoO10_BZFU	4.69e-11*1.0
{181}	BZo_RO2_O11 + HCOCOHCOC3 -> BZoO10_C3a	3.48e-11*1.0
{182}	BZo_RO2_O11 + CATEC1O2 -> BZoO10_CATE	4e-11*1.0
{183}	BZo_RO2_O11 + HCOCO3 -> BZoO10_C2a	8.92e-12*1.0
{184}	BZo_RO2_O11 + HCOCH2O2 -> BZoO10_C2b	3e-13*1.0
{185}	BZo_RO2_O11 + NPHEN1O2 -> BZoO10_NPHb	6.5e-11*1.0
{186}	BZo_RO2_O11 + NNCATECO2 -> BZoO10_NNC	1e-10*1.0
{187}	BZo_RO2_O11 + NCATECO2 -> BZoO10_NCAT	1e-10*1.0
{188}	BZo_RO2_O11 + NBZQO2 -> BZoO10_NBZb	1e-10*1.0
{189}	BZo_RO2_O11 + PBZQO2 -> BZoO10_PBZ	6.75e-11*1.0
{190}	BZo_RO2_O11 + MALANHYO2 -> BZoO10_MALc	5.89e-11*1.0
{191}	BZo_RO2_O11 + NDNPHENO2 -> BZoO10_NDN	1e-10*1.0
{192}	BZo_RO2_O11 + DNPHEO2 -> BZoO10_DNP	1e-10*1.0
{193}	BZo_RO2_O11 + HOCH2CO3 -> BZoO10_C2c	1.06e-11*1.0
{194}	BZo_RO2_O11 + C5CO2OHCO3 -> BZoO10_C5a	8.13e-11*1.0
{195}	BZo_RO2_O11 + C4CO2DBCO3 -> BZoO10_C4a	5.55e-11*1.0
ROOR precursor BZeo_RO2_O6		
{196}	BZeo_RO2_O6 + BZeo_RO2_O6 -> BZeoO5_BZeoO5	1.41e-11*1.0

{197}	BZeo_RO2_O6 + BZeo_RO2_O8 -> BZeoO5_BZeoO7	4.17e-11*1.0
{198}	BZeo_RO2_O6 + BZeo_RO2_O10 -> BZeoO5_BZeoO9	1.e-10*1.0
{199}	BZeo_RO2_O6 + C5_RO2_O6 -> BZeoO5_C5eO5	3.13e-11*1.0
{200}	BZeo_RO2_O6 + C5_RO2_O7 -> BZeoO5_C5O6	4.51e-11*1.0
{201}	BZeo_RO2_O6 + C5_RO2_O8 -> BZeoO5_C5eO7	5.89e-11*1.0
{202}	BZeo_RO2_O6 + C5_RO2_O9 -> BZeoO5_C5O8	7.27e-11*1.0
{203}	BZeo_RO2_O6 + C5_RO2_O10 -> BZeoO5_C5eO9	8.65e-11*1.0
{204}	BZeo_RO2_O6 + BZBIPERO2 -> BZeoO5_BZBI	3e-13*1.0
{205}	BZeo_RO2_O6 + BZEMUCCO3 -> BZeoO5_BZMUa	3e-13*1.0
{206}	BZeo_RO2_O6 + BZEMUCO2 -> BZeoO5_BZMUb	1.41e-11*1.0
{207}	BZeo_RO2_O6 + C5DIALO2 -> BZeoO5_C5DI	3e-13*1.0
{208}	BZeo_RO2_O6 + NPHENO2 -> BZeoO5_NPHa	5.29e-11*1.0
{209}	BZeo_RO2_O6 + PHENO2 -> BZeoO5_PHEN	1.41e-11*1.0
{210}	BZeo_RO2_O6 + MALDIALCO3 -> BZeoO5_MALa	3e-13*1.0
{211}	BZeo_RO2_O6 + EPXDLCO3 -> BZeoO5_EPX	3e-13*1.0
{212}	BZeo_RO2_O6 + C3DIALO2 -> BZeoO5_C3DI	3e-13*1.0
{213}	BZeo_RO2_O6 + MALDIALO2 -> BZeoO5_MALb	3e-13*1.0
{214}	BZeo_RO2_O6 + C6H5O2 -> BZeoO5_C6a	3e-13*1.0
{215}	BZeo_RO2_O6 + NBZFUO2 -> BZeoO5_NBZa	1.67e-11*1.0
{216}	BZeo_RO2_O6 + BZFUO2 -> BZeoO5_BZFU	3e-13*1.0
{217}	BZeo_RO2_O6 + HCOCOHCOC3 -> BZeoO5_C3a	3e-13*1.0
{218}	BZeo_RO2_O6 + CATEC1O2 -> BZeoO5_CATE	3e-13*1.0
{219}	BZeo_RO2_O6 + HCOCO3 -> BZeoO5_C2a	3e-13*1.0
{220}	BZeo_RO2_O6 + HCOCH2O2 -> BZeoO5_C2b	3e-13*1.0
{221}	BZeo_RO2_O6 + NPHEN1O2 -> BZeoO5_NPHb	3e-13*1.0
{222}	BZeo_RO2_O6 + NNCATECO2 -> BZeoO5_NNC	1e-10*1.0
{223}	BZeo_RO2_O6 + NCATECO2 -> BZeoO5_NCAT	6.67e-11*1.0
{224}	BZeo_RO2_O6 + NBZQO2 -> BZeoO5_NBZb	3.74e-11*1.0
{225}	BZeo_RO2_O6 + PBZQO2 -> BZeoO5_PBZ	3e-13*1.0
{226}	BZeo_RO2_O6 + MALANHYO2 -> BZeoO5_MALc	3e-13*1.0
{227}	BZeo_RO2_O6 + NDNPHENO2 -> BZeoO5_NDN	1e-10*1.0
{228}	BZeo_RO2_O6 + DNPHEO2 -> BZeoO5_DNP	9.17e-11*1.0
{229}	BZeo_RO2_O6 + HOCH2CO3 -> BZeoO5_C2c	3e-13*1.0
{230}	BZeo_RO2_O6 + C5CO2OHCOC3 -> BZeoO5_C5a	1.24e-11*1.0
{231}	BZeo_RO2_O6 + C4CO2DBCOC3 -> BZeoO5_C4a	3e-13*1.0
ROOR precursor BZeo_RO2_O8		
{232}	BZeo_RO2_O8 + BZeo_RO2_O8 -> BZeoO7_BZeoO7	1.e-10*1.0
{233}	BZeo_RO2_O8 + BZeo_RO2_O10 -> BZeoO7_BZeoO9	9.69e-11*1.0
{234}	BZeo_RO2_O8 + C5_RO2_O6 -> BZeoO7_C5eO5	5.89e-11*1.0
{235}	BZeo_RO2_O8 + C5_RO2_O7 -> BZeoO7_C5O6	7.27e-11*1.0
{236}	BZeo_RO2_O8 + C5_RO2_O8 -> BZeoO7_C5eO7	8.65e-11*1.0
{237}	BZeo_RO2_O8 + C5_RO2_O9 -> BZeoO7_C5O8	1e-10*1.0
{238}	BZeo_RO2_O8 + C5_RO2_O10 -> BZeoO7_C5eO9	1e-10*1.0
{239}	BZeo_RO2_O8 + BZBIPERO2 -> BZeoO7_BZBI	2.79e-11*0.3
{240}	BZeo_RO2_O8 + BZEMUCCO3 -> BZeoO7_BZMUa	2.62e-11*1.0
{241}	BZeo_RO2_O8 + BZEMUCO2 -> BZeoO7_BZMUb	4.17e-11*1.0
{242}	BZeo_RO2_O8 + C5DIALO2 -> BZeoO7_C5DI	2.02e-12*1.0
{243}	BZeo_RO2_O8 + NPHENO2 -> BZeoO7_NPHa	8.05e-11*1.0
{244}	BZeo_RO2_O8 + PHENO2 -> BZeoO7_PHEN	4.17e-11*1.0
{245}	BZeo_RO2_O8 + MALDIALCO3 -> BZeoO7_MALa	3e-13*1.0

{246}	BZeo_RO2_O8 + EPXDLCO3 -> BZeoO7_EPX	3.75e-12*1.0
{247}	BZeo_RO2_O8 + C3DIALO2 -> BZeoO7_C3DI	3e-13*1.0
{248}	BZeo_RO2_O8 + MALDIALO2 -> BZeoO7_MALb	5.47e-12*1.0
{249}	BZeo_RO2_O8 + C6H5O2 -> BZeoO7_C6a	3e-13*1.0
{250}	BZeo_RO2_O8 + NBZFUO2 -> BZeoO7_NBZa	4.43e-11*1.0
{251}	BZeo_RO2_O8 + BZFUO2 -> BZeoO7_BZFU	5.47e-12*1.0
{252}	BZeo_RO2_O8 + HCOCOHCOC3 -> BZeoO7_C3a	3e-13*1.0
{253}	BZeo_RO2_O8 + CATEC1O2 -> BZeoO7_CATE	3e-13*1.0
{254}	BZeo_RO2_O8 + HCOCO3 -> BZeoO7_C2a	3e-13*1.0
{255}	BZeo_RO2_O8 + HCOCH2O2 -> BZeoO7_C2b	3e-13*1.0
{256}	BZeo_RO2_O8 + NPHEN1O2 -> BZeoO7_NPHb	2.36e-11*1.0
{257}	BZeo_RO2_O8 + NNCATECO2 -> BZeoO7_NNC	1e-10*1.0
{258}	BZeo_RO2_O8 + NCATECO2 -> BZeoO7_NCAT	9.43e-11*1.0
{259}	BZeo_RO2_O8 + NBZQO2 -> BZeoO7_NBZb	6.5e-11*1.0
{260}	BZeo_RO2_O8 + PBZQO2 -> BZeoO7_PBZ	2.62e-11*1.0
{261}	BZeo_RO2_O8 + MALANHYO2 -> BZeoO7_MALc	1.75e-11*1.0
{262}	BZeo_RO2_O8 + NDNPHENO2 -> BZeoO7_NDN	1e-10*1.0
{263}	BZeo_RO2_O8 + DNPHEO2 -> BZeoO7_DNP	1e-10*1.0
{264}	BZeo_RO2_O8 + HOCH2CO3 -> BZeoO7_C2c	3e-13*1.0
{265}	BZeo_RO2_O8 + C5CO2OHCOC3 -> BZeoO7_C5a	4e-11*1.0
{266}	BZeo_RO2_O8 + C4CO2DBCOC3 -> BZeoO7_C4a	1.41e-11*1.0
ROOR precursor BZeo_RO2_O10		
{267}	BZeo_RO2_O10 + BZeo_RO2_O10 -> BZeoO9_BZeoO9	1e-10*1.0
{268}	BZeo_RO2_O10 + C5_RO2_O6 -> BZeoO9_C5eO5	8.65e-11*1.0
{269}	BZeo_RO2_O10 + C5_RO2_O7 -> BZeoO9_C5O6	1e-10*1.0
{270}	BZeo_RO2_O10 + C5_RO2_O8 -> BZeoO9_C5eO7	1e-10*1.0
{271}	BZeo_RO2_O10 + C5_RO2_O9 -> BZeoO9_C5O8	1e-10*1.0
{272}	BZeo_RO2_O10 + C5_RO2_O10 -> BZeoO9_C5eO9	1e-10*1.0
{273}	BZeo_RO2_O10 + BZBIPERO2 -> BZeoO9_BZBI	5.55e-11*1.0
{274}	BZeo_RO2_O10 + BZEMUCCO3 -> BZeoO9_BZMUa	5.37e-11*1.0
{275}	BZeo_RO2_O10 + BZEMUCO2 -> BZeoO9_BZMUb	1.e-10*1.0
{276}	BZeo_RO2_O10 + C5DIALO2 -> BZeoO9_C5DI	2.96e-11*1.0
{277}	BZeo_RO2_O10 + NPHEO2 -> BZeoO9_NPHa	1e-10*1.0
{278}	BZeo_RO2_O10 + PHENO2 -> BZeoO9_PHEN	1.e-10*1.0
{279}	BZeo_RO2_O10 + MALDIALCO3 -> BZeoO9_MALa	1.75e-11*1.0
{280}	BZeo_RO2_O10 + EPXDLCO3 -> BZeoO9_EPX	3.13e-11*1.0
{281}	BZeo_RO2_O10 + C3DIALO2 -> BZeoO9_C3DI	7.2e-12*1.0
{282}	BZeo_RO2_O10 + MALDIALO2 -> BZeoO9_MALb	3.31e-11*1.0
{283}	BZeo_RO2_O10 + C6H5O2 -> BZeoO9_C6a	1.24e-11*1.0
{284}	BZeo_RO2_O10 + NBZFUO2 -> BZeoO9_NBZa	7.19e-11*1.0
{285}	BZeo_RO2_O10 + BZFUO2 -> BZeoO9_BZFU	3.31e-11*1.0
{286}	BZeo_RO2_O10 + HCOCOHCOC3 -> BZeoO9_C3a	2.1e-11*1.0
{287}	BZeo_RO2_O10 + CATEC1O2 -> BZeoO9_CATE	2.62e-11*1.0
{288}	BZeo_RO2_O10 + HCOCO3 -> BZeoO9_C2a	3e-13*1.0
{289}	BZeo_RO2_O10 + HCOCH2O2 -> BZeoO9_C2b	3e-13*1.0
{290}	BZeo_RO2_O10 + NPHEN1O2 -> BZeoO9_NPHb	5.12e-11*1.0
{291}	BZeo_RO2_O10 + NNCATECO2 -> BZeoO9_NNC	1e-10*1.0
{292}	BZeo_RO2_O10 + NCATECO2 -> BZeoO9_NCAT	1e-10*1.0
{293}	BZeo_RO2_O10 + NBZQO2 -> BZeoO9_NBZb	9.25e-11*1.0
{294}	BZeo_RO2_O10 + PBZQO2 -> BZeoO9_PBZ	5.37e-11*1.0

{295}	BZeo_RO2_O10 + MALANHYO2 -> BZeoO9_MALc	4.51e-11*1.0
{296}	BZeo_RO2_O10 + NDNPHENO2 -> BZeoO9_NDN	1e-10*1.0
{297}	BZeo_RO2_O10 + DNPHEO2 -> BZeoO9_DNP	1e-10*1.0
{298}	BZeo_RO2_O10 + HOCH2CO3 -> BZeoO9_C2c	3e-13*1.0
{299}	BZeo_RO2_O10 + C5CO2OHCO3 -> BZeoO9_C5a	6.75e-11*1.0
{300}	BZeo_RO2_O10 + C4CO2DBCO3 -> BZeoO9_C4a	4.17e-11*1.0
ROOR precursor C5_RO2_O6		
{301}	C5_RO2_O6 + C5_RO2_O6 -> C5eO5_C5eO5	4.86e-11*1.0
{302}	C5_RO2_O6 + C5_RO2_O7 -> C5eO5_C5O6	6.24e-11*1.0
{303}	C5_RO2_O6 + C5_RO2_O8 -> C5eO5_C5eO7	7.62e-11*1.0
{304}	C5_RO2_O6 + C5_RO2_O9 -> C5eO5_C5O8	9e-11*1.0
{305}	C5_RO2_O6 + C5_RO2_O10 -> C5eO5_C5eO9	1e-10*1.0
{306}	C5_RO2_O6 + BZBIPERO2 -> C5eO5_BZBI	1.75e-11*1.0
{307}	C5_RO2_O6 + BZEMUCCO3 -> C5eO5_BZMUa	1.58e-11*1.0
{308}	C5_RO2_O6 + BZEMUCO2 -> C5eO5_BZMUb	3.13e-11*1.0
{309}	C5_RO2_O6 + C5DIALO2 -> C5eO5_C5DI	3e-13*1.0
{310}	C5_RO2_O6 + NPHEO2 -> C5eO5_NPHa	7.01e-11*1.0
{311}	C5_RO2_O6 + PHENO2 -> C5eO5_PHEN	3.13e-11*1.0
{312}	C5_RO2_O6 + MALDIALCO3 -> C5eO5_MALa	3e-13*1.0
{313}	C5_RO2_O6 + EPXDLCO3 -> C5eO5_EPX	3e-13*1.0
{314}	C5_RO2_O6 + C3DIALO2 -> C5eO5_C3DI	3e-13*1.0
{315}	C5_RO2_O6 + MALDIALO2 -> C5eO5_MALb	3e-13*1.0
{316}	C5_RO2_O6 + C6H5O2 -> C5eO5_C6a	3e-13*1.0
{317}	C5_RO2_O6 + NBZFUO2 -> C5eO5_NBZa	3.39e-11*1.0
{318}	C5_RO2_O6 + BZFUO2 -> C5eO5_BZFU	3e-13*1.0
{319}	C5_RO2_O6 + HCOCOHCO3 -> C5eO5_C3a	3e-13*1.0
{320}	C5_RO2_O6 + CATEC1O2 -> C5eO5_CATE	3e-13*1.0
{321}	C5_RO2_O6 + HCOCO3 -> C5eO5_C2a	3e-13*1.0
{322}	C5_RO2_O6 + HCOCH2O2 -> C5eO5_C2b	3e-13*1.0
{323}	C5_RO2_O6 + NPHEN1O2 -> C5eO5_NPHb	1.32e-11*1.0
{324}	C5_RO2_O6 + NNCATECO2 -> C5eO5_NNC	1e-10*1.0
{325}	C5_RO2_O6 + NCATECO2 -> C5eO5_NCAT	8.39e-11*1.0
{326}	C5_RO2_O6 + NBZQO2 -> C5eO5_NBZb	5.46e-11*1.0
{327}	C5_RO2_O6 + PBZQO2 -> C5eO5_PBZ	1.58e-11*1.0
{328}	C5_RO2_O6 + MALANHYO2 -> C5eO5_MALc	7.2e-12*1.0
{329}	C5_RO2_O6 + NDNPHENO2 -> C5eO5_NDN	1e-10*1.0
{330}	C5_RO2_O6 + DNPHEO2 -> C5eO5_DNP	1e-10*1.0
{331}	C5_RO2_O6 + HOCH2CO3 -> C5eO5_C2c	3e-13*1.0
{332}	C5_RO2_O6 + C5CO2OHCO3 -> C5eO5_C5a	2.96e-11*1.0
{333}	C5_RO2_O6 + C4CO2DBCO3 -> C5eO5_C4a	3.75e-12*1.0
ROOR precursor C5_RO2_O7		
{334}	C5_RO2_O7 + C5_RO2_O7 -> C5O6_C5O6	7.62e-11*1.0
{335}	C5_RO2_O7 + C5_RO2_O8 -> C5O6_C5eO7	9e-11*1.0
{336}	C5_RO2_O7 + C5_RO2_O9 -> C5O6_C5O8	1e-10*1.0
{337}	C5_RO2_O7 + C5_RO2_O10 -> C5O6_C5eO9	1e-10*1.0
{338}	C5_RO2_O7 + BZBIPERO2 -> C5O6_BZBI	3.13e-11*1.0
{339}	C5_RO2_O7 + BZEMUCCO3 -> C5O6_BZMUa	2.96e-11*1.0
{340}	C5_RO2_O7 + BZEMUCO2 -> C5O6_BZMUb	4.51e-11*1.0
{341}	C5_RO2_O7 + C5DIALO2 -> C5O6_C5DI	5.47e-12*1.0
{342}	C5_RO2_O7 + NPHEO2 -> C5O6_NPHa	8.39e-11*1.0

{343}	C5_RO2_O7 + PHENO2 -> C5O6_PHEN	4.51e-11*1.0
{344}	C5_RO2_O7 + MALDIALCO3 -> C5O6_MALa	3e-13*1.0
{345}	C5_RO2_O7 + EPXDLCO3 -> C5O6_EPX	7.2e-12*1.0
{346}	C5_RO2_O7 + C3DIALO2 -> C5O6_C3DI	3e-13*1.0
{347}	C5_RO2_O7 + MALDIALO2 -> C5O6_MALb	8.92e-12*1.0
{348}	C5_RO2_O7 + C6H5O2 -> C5O6_C6a	3e-13*1.0
{349}	C5_RO2_O7 + NBZFUO2 -> C5O6_NBZa	4.77e-11*1.0
{350}	C5_RO2_O7 + BZFUO2 -> C5O6_BZFU	8.92e-12*1.0
{351}	C5_RO2_O7 + HCOCOHCO3 -> C5O6_C3a	3e-13*1.0
{352}	C5_RO2_O7 + CATEC1O2 -> C5O6_CATE	2.02e-12*1.0
{353}	C5_RO2_O7 + HCOCO3 -> C5O6_C2a	3e-13*1.0
{354}	C5_RO2_O7 + HCOCH2O2 -> C5O6_C2b	3e-13*1.0
{355}	C5_RO2_O7 + NPHEN1O2 -> C5O6_NPHb	2.7e-11*1.0
{356}	C5_RO2_O7 + NNCATECO2 -> C5O6_NNC	1e-10*1.0
{357}	C5_RO2_O7 + NCATECO2 -> C5O6_NCAT	9.77e-11*1.0
{358}	C5_RO2_O7 + NBZQO2 -> C5O6_NBZb	6.84e-11*1.0
{359}	C5_RO2_O7 + PBZQO2 -> C5O6_PBZ	2.96e-11*1.0
{360}	C5_RO2_O7 + MALANHYO2 -> C5O6_MALc	2.1e-11*1.0
{361}	C5_RO2_O7 + NDNPHENO2 -> C5O6_NDN	1e-10*1.0
{362}	C5_RO2_O7 + DNPHEO2 -> C5O6_DNP	1e-10*1.0
{363}	C5_RO2_O7 + HOCH2CO3 -> C5O6_C2c	3e-13*1.0
{364}	C5_RO2_O7 + C5CO2OHCOC3 -> C5O6_C5a	4.34e-11*1.0
{365}	C5_RO2_O7 + C4CO2DBCOC3 -> C5O6_C4a	1.75e-11*1.0
ROOR precursor C5_RO2_O8		
{366}	C5_RO2_O8 + C5_RO2_O8 -> C5eO7_C5eO7	1e-10*1.0
{367}	C5_RO2_O8 + C5_RO2_O9 -> C5eO7_C5O8	1e-10*1.0
{368}	C5_RO2_O8 + C5_RO2_O10 -> C5eO7_C5eO9	1e-10*1.0
{369}	C5_RO2_O8 + BZBIPERO2 -> C5eO7_BZBI	4.51e-11*0.3
{370}	C5_RO2_O8 + BZEMUCCO3 -> C5eO7_BZMUa	4.34e-11*1.0
{371}	C5_RO2_O8 + BZEMUCO2 -> C5eO7_BZMUb	5.89e-11*1.0
{372}	C5_RO2_O8 + C5DIALO2 -> C5eO7_C5DI	1.93e-11*1.0
{373}	C5_RO2_O8 + NPHEO2 -> C5eO7_NPHa	9.77e-11*1.0
{374}	C5_RO2_O8 + PHENO2 -> C5eO7_PHEN	5.89e-11*1.0
{375}	C5_RO2_O8 + MALDIALCO3 -> C5eO7_MALa	7.2e-12*1.0
{376}	C5_RO2_O8 + EPXDLCO3 -> C5eO7_EPX	2.1e-11*1.0
{377}	C5_RO2_O8 + C3DIALO2 -> C5eO7_C3DI	3e-13*1.0
{378}	C5_RO2_O8 + MALDIALO2 -> C5eO7_MALb	2.27e-11*1.0
{379}	C5_RO2_O8 + C6H5O2 -> C5eO7_C6a	2.02e-12*1.0
{380}	C5_RO2_O8 + NBZFUO2 -> C5eO7_NBZa	6.15e-11*1.0
{381}	C5_RO2_O8 + BZFUO2 -> C5eO7_BZFU	2.27e-11*1.0
{382}	C5_RO2_O8 + HCOCOHCO3 -> C5eO7_C3a	1.06e-11*1.0
{383}	C5_RO2_O8 + CATEC1O2 -> C5eO7_CATE	1.58e-11*1.0
{384}	C5_RO2_O8 + HCOCO3 -> C5eO7_C2a	3e-13*1.0
{385}	C5_RO2_O8 + HCOCH2O2 -> C5eO7_C2b	3e-13*1.0
{386}	C5_RO2_O8 + NPHEN1O2 -> C5eO7_NPHb	4.08e-11*1.0
{387}	C5_RO2_O8 + NNCATECO2 -> C5eO7_NNC	1e-10*1.0
{388}	C5_RO2_O8 + NCATECO2 -> C5eO7_NCAT	1e-10*1.0
{389}	C5_RO2_O8 + NBZQO2 -> C5eO7_NBZb	8.22e-11*1.0
{390}	C5_RO2_O8 + PBZQO2 -> C5eO7_PBZ	4.34e-11*1.0
{391}	C5_RO2_O8 + MALANHYO2 -> C5eO7_MALc	3.48e-11*1.0

{392}	C5_RO2_O8 + NDNPHENO2 -> C5eO7_NDN	1e-10*1.0
{393}	C5_RO2_O8 + DNPHEO2 -> C5eO7_DNP	1e-10*1.0
{394}	C5_RO2_O8 + HOCH2CO3 -> C5eO7_C2c	3e-13*1.0
{395}	C5_RO2_O8 + C5CO2OHC03 -> C5eO7_C5a	5.72e-11*1.0
{396}	C5_RO2_O8 + C4CO2DBC03 -> C5eO7_C4a	3.13e-11*1.0
ROOR precursor C5_RO2_O9		
{397}	C5_RO2_O9 + C5_RO2_O9 -> C5O8_C5O8	1e-10*1.0
{398}	C5_RO2_O9 + C5_RO2_O10 -> C5O8_C5eO9	1e-10*1.0
{399}	C5_RO2_O9 + BZBIPERO2 -> C5O8_BZBI	5.89e-11*1.0
{400}	C5_RO2_O9 + BZEMUCCO3 -> C5O8_BZMUa	5.72e-11*1.0
{401}	C5_RO2_O9 + BZEMUCO2 -> C5O8_BZMUb	7.27e-11*1.0
{402}	C5_RO2_O9 + C5DIALO2 -> C5O8_C5DI	3.31e-11*1.0
{403}	C5_RO2_O9 + NPHENO2 -> C5O8_NPHa	1e-10*1.0
{404}	C5_RO2_O9 + PHENO2 -> C5O8_PHEN	7.27e-11*1.0
{405}	C5_RO2_O9 + MALDIALCO3 -> C5O8_MALa	2.1e-11*1.0
{406}	C5_RO2_O9 + EPXDLCO3 -> C5O8_EPX	3.48e-11*1.0
{407}	C5_RO2_O9 + C3DIALO2 -> C5O8_C3DI	1.06e-11*1.0
{408}	C5_RO2_O9 + MALDIALO2 -> C5O8_MALb	3.65e-11*1.0
{409}	C5_RO2_O9 + C6H5O2 -> C5O8_C6a	1.58e-11*1.0
{410}	C5_RO2_O9 + NBZFUO2 -> C5O8_NBZa	7.53e-11*1.0
{411}	C5_RO2_O9 + BZFUO2 -> C5O8_BZFU	3.65e-11*1.0
{412}	C5_RO2_O9 + HCOCOHCO3 -> C5O8_C3a	2.44e-11*1.0
{413}	C5_RO2_O9 + CATEC1O2 -> C5O8_CATE	2.96e-11*1.0
{414}	C5_RO2_O9 + HCOCO3 -> C5O8_C2a	3e-13*1.0
{415}	C5_RO2_O9 + HCOCH2O2 -> C5O8_C2b	3e-13*1.0
{416}	C5_RO2_O9 + NPHEN1O2 -> C5O8_NPHb	5.46e-11*1.0
{417}	C5_RO2_O9 + NNCATECO2 -> C5O8_NNC	1e-10*1.0
{418}	C5_RO2_O9 + NCATECO2 -> C5O8_NCAT	1e-10*1.0
{419}	C5_RO2_O9 + NBZQO2 -> C5O8_NBZb	9.6e-11*1.0
{420}	C5_RO2_O9 + PBZQO2 -> C5O8_PBZ	5.72e-11*1.0
{421}	C5_RO2_O9 + MALANHYO2 -> C5O8_MALc	4.86e-11*1.0
{422}	C5_RO2_O9 + NDNPHENO2 -> C5O8_NDN	1e-10*1.0
{423}	C5_RO2_O9 + DNPHEO2 -> C5O8_DNP	1e-10*1.0
{424}	C5_RO2_O9 + HOCH2CO3 -> C5O8_C2c	3e-13*1.0
{425}	C5_RO2_O9 + C5CO2OHC03 -> C5O8_C5a	7.1e-11*1.0
{426}	C5_RO2_O9 + C4CO2DBC03 -> C5O8_C4a	4.51e-11*1.0
ROOR precursor C5_RO2_O10		
{427}	C5_RO2_O10 + C5_RO2_O10 -> C5eO9_C5eO9	1e-10*1.0
{428}	C5_RO2_O10 + BZBIPERO2 -> C5eO9_BZBI	7.27e-11*1.0
{429}	C5_RO2_O10 + BZEMUCCO3 -> C5eO9_BZMUa	7.1e-11*1.0
{430}	C5_RO2_O10 + BZEMUCO2 -> C5eO9_BZMUb	8.65e-11*1.0
{431}	C5_RO2_O10 + C5DIALO2 -> C5eO9_C5DI	4.69e-11*1.0
{432}	C5_RO2_O10 + NPHENO2 -> C5eO9_NPHa	1e-10*1.0
{433}	C5_RO2_O10 + PHENO2 -> C5eO9_PHEN	8.65e-11*1.0
{434}	C5_RO2_O10 + MALDIALCO3 -> C5eO9_MALa	3.48e-11*1.0
{435}	C5_RO2_O10 + EPXDLCO3 -> C5eO9_EPX	4.86e-11*1.0
{436}	C5_RO2_O10 + C3DIALO2 -> C5eO9_C3DI	2.44e-11*1.0
{437}	C5_RO2_O10 + MALDIALO2 -> C5eO9_MALb	5.03e-11*1.0
{438}	C5_RO2_O10 + C6H5O2 -> C5eO9_C6a	2.96e-11*1.0
{439}	C5_RO2_O10 + NBZFUO2 -> C5eO9_NBZa	8.91e-11*1.0

{440}	C5_RO2_O10 + BZFUO2 -> C5eO9_BZFU	5.03e-11*1.0
{441}	C5_RO2_O10 + HCOCO3 -> C5eO9_C3a	3.82e-11*1.0
{442}	C5_RO2_O10 + CATEC1O2 -> C5eO9_CATE	4.34e-11*1.0
{443}	C5_RO2_O10 + HCOCO3 -> C5eO9_C2a	1.24e-11*1.0
{444}	C5_RO2_O10 + HCOCH2O2 -> C5eO9_C2b	3e-13*1.0
{445}	C5_RO2_O10 + NPHEN1O2 -> C5eO9_NPHb	6.84e-11*1.0
{446}	C5_RO2_O10 + NNCATECO2 -> C5eO9_NNC	1e-10*1.0
{447}	C5_RO2_O10 + NCATECO2 -> C5eO9_NCAT	1e-10*1.0
{448}	C5_RO2_O10 + NBZQO2 -> C5eO9_NBZb	1e-10*1.0
{449}	C5_RO2_O10 + PBZQO2 -> C5eO9_PBZ	7.1e-11*1.0
{450}	C5_RO2_O10 + MALANHYO2 -> C5eO9_MALc	6.24e-11*1.0
{451}	C5_RO2_O10 + NDNPHENO2 -> C5eO9_NDN	1e-10*1.0
{452}	C5_RO2_O10 + DNPHEO2 -> C5eO9_DNP	1e-10*1.0
{453}	C5_RO2_O10 + HOCH2CO3 -> C5eO9_C2c	1.41e-11*1.0
{454}	C5_RO2_O10 + C5CO2OHCO3 -> C5eO9_C5a	8.48e-11*1.0
{455}	C5_RO2_O10 + C4CO2DBCO3 -> C5eO9_C4a	5.89e-11*1.0

ROOR precursor BZBIPERO2

{456}	BZBIPERO2 + BZBIPERO2 -> BZBI_BZBI	3e-13*0.7
{457}	BZBIPERO2 + BZEMUCCO3 -> BZBI_BZMUa	3e-13*1.0
{458}	BZBIPERO2 + BZEMUCO2 -> BZBI_BZMUb	3e-13*1.0
{459}	BZBIPERO2 + C5DIALO2 -> BZBI_C5DI	3e-13*1.0
{460}	BZBIPERO2 + NPHEO2 -> BZBI_NPHa	3.91e-11*1.0
{461}	BZBIPERO2 + PHENO2 -> BZBI_PHEN	3e-13*1.0
{462}	BZBIPERO2 + MALDIALCO3 -> BZBI_MALa	3e-13*1.0
{463}	BZBIPERO2 + EPXDLCO3 -> BZBI_EPX	3e-13*1.0
{464}	BZBIPERO2 + C3DIALO2 -> BZBI_C3DI	3e-13*1.0
{465}	BZBIPERO2 + MALDIALO2 -> BZBI_MALb	3e-13*1.0
{466}	BZBIPERO2 + C6H5O2 -> BZBI_C6a	3e-13*1.0
{467}	BZBIPERO2 + NBZFUO2 -> BZBI_NBZa	2.89e-12*1.0
{468}	BZBIPERO2 + BZFUO2 -> BZBI_BZFU	3e-13*1.0
{469}	BZBIPERO2 + HCOCO3 -> BZBI_C3a	3e-13*1.0
{470}	BZBIPERO2 + CATEC1O2 -> BZBI_CATE	3e-13*1.0
{471}	BZBIPERO2 + HCOCO3 -> BZBI_C2a	3e-13*1.0
{472}	BZBIPERO2 + HCOCH2O2 -> BZBI_C2b	3e-13*1.0
{473}	BZBIPERO2 + NPHEN1O2 -> BZBI_NPHb	3e-13*1.0
{474}	BZBIPERO2 + NNCATECO2 -> BZBI_NNC	9.17e-11*1.0
{475}	BZBIPERO2 + NCATECO2 -> BZBI_NCAT	5.29e-11*1.0
{476}	BZBIPERO2 + NBZQO2 -> BZBI_NBZb	2.36e-11*1.0
{477}	BZBIPERO2 + PBZQO2 -> BZBI_PBZ	3e-13*1.0
{478}	BZBIPERO2 + MALANHYO2 -> BZBI_MALc	3e-13*1.0
{479}	BZBIPERO2 + NDNPHENO2 -> BZBI_NDN	1e-10*1.0
{480}	BZBIPERO2 + DNPHEO2 -> BZBI_DNP	7.79e-11*1.0
{481}	BZBIPERO2 + HOCH2CO3 -> BZBI_C2c	3e-13*1.0
{482}	BZBIPERO2 + C5CO2OHCO3 -> BZBI_C5a	3e-13*1.0
{483}	BZBIPERO2 + C4CO2DBCO3 -> BZBI_C4a	3e-13*1.0

ROOR precursor BZEMUCCO3

{484}	BZEMUCCO3 + BZEMUCCO3 -> BZMUa_BZMUa	3e-13*1.0
{485}	BZEMUCCO3 + BZEMUCO2 -> BZMUa_BZMUb	3e-13*1.0
{486}	BZEMUCCO3 + C5DIALO2 -> BZMUa_C5DI	3e-13*1.0
{487}	BZEMUCCO3 + NPHEO2 -> BZMUa_NPHa	3.74e-11*1.0

{488}	BZEMUCCO3 + PHENO2 -> BZMUa_PHEN	3e-13*1.0
{489}	BZEMUCCO3 + MALDIALCO3 -> BZMUa_MALa	3e-13*1.0
{490}	BZEMUCCO3 + EPXDLCO3 -> BZMUa_EPX	3e-13*1.0
{491}	BZEMUCCO3 + C3DIALO2 -> BZMUa_C3DI	3e-13*1.0
{492}	BZEMUCCO3 + MALDIALO2 -> BZMUa_MALb	3e-13*1.0
{493}	BZEMUCCO3 + C6H5O2 -> BZMUa_C6a	3e-13*1.0
{494}	BZEMUCCO3 + NBZFUO2 -> BZMUa_NBZa	1.16e-12*1.0
{495}	BZEMUCCO3 + BZFUO2 -> BZMUa_BZFU	3e-13*1.0
{496}	BZEMUCCO3 + HCOCOHCO3 -> BZMUa_C3a	3e-13*1.0
{497}	BZEMUCCO3 + CATEC1O2 -> BZMUa_CATE	3e-13*1.0
{498}	BZEMUCCO3 + HCOCO3 -> BZMUa_C2a	3e-13*1.0
{499}	BZEMUCCO3 + HCOCH2O2 -> BZMUa_C2b	3e-13*1.0
{500}	BZEMUCCO3 + NPHEN1O2 -> BZMUa_NPHb	3e-13*1.0
{501}	BZEMUCCO3 + NNCATECO2 -> BZMUa_NNC	9e-11*1.0
{502}	BZEMUCCO3 + NCATECO2 -> BZMUa_NCAT	5.12e-11*1.0
{503}	BZEMUCCO3 + NBZQO2 -> BZMUa_NBZb	2.19e-11*1.0
{504}	BZEMUCCO3 + PBZQO2 -> BZMUa_PBZ	3e-13*1.0
{505}	BZEMUCCO3 + MALANHYO2 -> BZMUa_MALc	3e-13*1.0
{506}	BZEMUCCO3 + NDNPHENO2 -> BZMUa_NDN	1e-10*1.0
{507}	BZEMUCCO3 + DNPHEO2 -> BZMUa_DNP	7.62e-11*1.0
{508}	BZEMUCCO3 + HOCH2CO3 -> BZMUa_C2c	3e-13*1.0
{509}	BZEMUCCO3 + C5CO2OHCO3 -> BZMUa_C5a	3e-13*1.0
{510}	BZEMUCCO3 + C4CO2DBCO3 -> BZMUa_C4a	3e-13*1.0

ROOR precursor BZEMUCO2

{511}	BZEMUCO2 + BZEMUCO2 -> BZMUb_BZMUb	1.41e-11*1.0
{512}	BZEMUCO2 + C5DIALO2 -> BZMUb_C5DI	3e-13*1.0
{513}	BZEMUCO2 + NPHENO2 -> BZMUb_NPHa	5.29e-11*1.0
{514}	BZEMUCO2 + PHENO2 -> BZMUb_PHEN	1.41e-11*1.0
{515}	BZEMUCO2 + MALDIALCO3 -> BZMUb_MALa	3e-13*1.0
{516}	BZEMUCO2 + EPXDLCO3 -> BZMUb_EPX	3e-13*1.0
{517}	BZEMUCO2 + C3DIALO2 -> BZMUb_C3DI	3e-13*1.0
{518}	BZEMUCO2 + MALDIALO2 -> BZMUb_MALb	3e-13*1.0
{519}	BZEMUCO2 + C6H5O2 -> BZMUb_C6a	3e-13*1.0
{520}	BZEMUCO2 + NBZFUO2 -> BZMUb_NBZa	1.67e-11*1.0
{521}	BZEMUCO2 + BZFUO2 -> BZMUb_BZFU	3e-13*1.0
{522}	BZEMUCO2 + HCOCOHCO3 -> BZMUb_C3a	3e-13*1.0
{523}	BZEMUCO2 + CATEC1O2 -> BZMUb_CATE	3e-13*1.0
{524}	BZEMUCO2 + HCOCO3 -> BZMUb_C2a	3e-13*1.0
{525}	BZEMUCO2 + HCOCH2O2 -> BZMUb_C2b	3e-13*1.0
{526}	BZEMUCO2 + NPHEN1O2 -> BZMUb_NPHb	3e-13*1.0
{527}	BZEMUCO2 + NNCATECO2 -> BZMUb_NNC	1e-10*1.0
{528}	BZEMUCO2 + NCATECO2 -> BZMUb_NCAT	6.67e-11*1.0
{529}	BZEMUCO2 + NBZQO2 -> BZMUb_NBZb	3.74e-11*1.0
{530}	BZEMUCO2 + PBZQO2 -> BZMUb_PBZ	3e-13*1.0
{531}	BZEMUCO2 + MALANHYO2 -> BZMUb_MALc	3e-13*1.0
{532}	BZEMUCO2 + NDNPHENO2 -> BZMUb_NDN	1e-10*1.0
{533}	BZEMUCO2 + DNPHEO2 -> BZMUb_DNP	9.17e-11*1.0
{534}	BZEMUCO2 + HOCH2CO3 -> BZMUb_C2c	3e-13*1.0
{535}	BZEMUCO2 + C5CO2OHCO3 -> BZMUb_C5a	1.24e-11*1.0
{536}	BZEMUCO2 + C4CO2DBCO3 -> BZMUb_C4a	3e-13*1.0

ROOR precursor C5DIALO2

{537}	C5DIALO2 + C5DIALO2 -> C5DI_C5DI	3e-13*1.0
{538}	C5DIALO2 + NPHEO2 -> C5DI_NPHa	1.32e-11*1.0
{539}	C5DIALO2 + PHENO2 -> C5DI_PHEN	3e-13*1.0
{540}	C5DIALO2 + MALDIALCO3 -> C5DI_MALa	3e-13*1.0
{541}	C5DIALO2 + EPXDLCO3 -> C5DI_EPX	3e-13*1.0
{542}	C5DIALO2 + C3DIALO2 -> C5DI_C3DI	3e-13*1.0
{543}	C5DIALO2 + MALDIALO2 -> C5DI_MALb	3e-13*1.0
{544}	C5DIALO2 + C6H5O2 -> C5DI_C6a	3e-13*1.0
{545}	C5DIALO2 + NBZFUO2 -> C5DI_NBZa	3e-13*1.0
{546}	C5DIALO2 + BZFUO2 -> C5DI_BZFU	3e-13*1.0
{547}	C5DIALO2 + HCOCOHCOC3 -> C5DI_C3a	3e-13*1.0
{548}	C5DIALO2 + CATEC1O2 -> C5DI_CATE	3e-13*1.0
{549}	C5DIALO2 + HCOCO3 -> C5DI_C2a	3e-13*1.0
{550}	C5DIALO2 + HCOCH2O2 -> C5DI_C2b	3e-13*1.0
{551}	C5DIALO2 + NPHEN1O2 -> C5DI_NPHb	3e-13*1.0
{552}	C5DIALO2 + NNCATECO2 -> C5DI_NNC	6.58e-11*1.0
{553}	C5DIALO2 + NCATECO2 -> C5DI_NCAT	2.7e-11*1.0
{554}	C5DIALO2 + NBZQO2 -> C5DI_NBZb	3e-13*1.0
{555}	C5DIALO2 + PBZQO2 -> C5DI_PBZ	3e-13*1.0
{556}	C5DIALO2 + MALANHYO2 -> C5DI_MALc	3e-13*1.0
{557}	C5DIALO2 + NDNPHENO2 -> C5DI_NDN	9.08e-11*1.0
{558}	C5DIALO2 + DNPHEO2 -> C5DI_DNP	5.2e-11*1.0
{559}	C5DIALO2 + HOCH2CO3 -> C5DI_C2c	3e-13*1.0
{560}	C5DIALO2 + C5CO2OHCO3 -> C5DI_C5a	3e-13*1.0
{561}	C5DIALO2 + C4CO2DBCO3 -> C5DI_C4a	3e-13*1.0

ROOR precursor NPHEO2

{562}	NPHEO2 + NPHEO2 -> NPHa_NPHa	9.17e-11*1.0
{563}	NPHEO2 + PHENO2 -> NPHa_PHEN	5.29e-11*1.0
{564}	NPHEO2 + MALDIALCO3 -> NPHa_MALa	1.16e-12*1.0
{565}	NPHEO2 + EPXDLCO3 -> NPHa_EPX	1.5e-11*1.0
{566}	NPHEO2 + C3DIALO2 -> NPHa_C3DI	3e-13*1.0
{567}	NPHEO2 + MALDIALO2 -> NPHa_MALb	1.67e-11*1.0
{568}	NPHEO2 + C6H5O2 -> NPHa_C6a	3e-13*1.0
{569}	NPHEO2 + NBZFUO2 -> NPHa_NBZa	5.55e-11*1.0
{570}	NPHEO2 + BZFUO2 -> NPHa_BZFU	1.67e-11*1.0
{571}	NPHEO2 + HCOCOHCOC3 -> NPHa_C3a	4.61e-12*1.0
{572}	NPHEO2 + CATEC1O2 -> NPHa_CATE	9.78e-12*1.0
{573}	NPHEO2 + HCOCO3 -> NPHa_C2a	3e-13*1.0
{574}	NPHEO2 + HCOCH2O2 -> NPHa_C2b	3e-13*1.0
{575}	NPHEO2 + NPHEN1O2 -> NPHa_NPHb	3.48e-11*1.0
{576}	NPHEO2 + NNCATECO2 -> NPHa_NNC	1e-10*1.0
{577}	NPHEO2 + NCATECO2 -> NPHa_NCAT	1e-10*1.0
{578}	NPHEO2 + NBZQO2 -> NPHa_NBZb	7.62e-11*1.0
{579}	NPHEO2 + PBZQO2 -> NPHa_PBZ	3.74e-11*1.0
{580}	NPHEO2 + MALANHYO2 -> NPHa_MALc	2.87e-11*1.0
{581}	NPHEO2 + NDNPHENO2 -> NPHa_NDN	1e-10*1.0
{582}	NPHEO2 + DNPHEO2 -> NPHa_DNP	1e-10*1.0
{583}	NPHEO2 + HOCH2CO3 -> NPHa_C2c	3e-13*1.0
{584}	NPHEO2 + C5CO2OHCO3 -> NPHa_C5a	5.12e-11*1.0

{585}	NPHENO2 + C4CO2DBCO3 -> NPHa_C4a	2.53e-11*1.0
ROOR precursor PHENO2		
{586}	PHENO2 + PHENO2 -> PHEN_PHEN	1.41e-11*1.0
{587}	PHENO2 + MALDIALCO3 -> PHEN_MALa	3e-13*1.0
{588}	PHENO2 + EPXDLCO3 -> PHEN_EPX	3e-13*1.0
{589}	PHENO2 + C3DIALO2 -> PHEN_C3DI	3e-13*1.0
{590}	PHENO2 + MALDIALO2 -> PHEN_MALb	3e-13*1.0
{591}	PHENO2 + C6H5O2 -> PHEN_C6a	3e-13*1.0
{592}	PHENO2 + NBZFUO2 -> PHEN_NBZa	1.67e-11*1.0
{593}	PHENO2 + BZFUO2 -> PHEN_BZFU	3e-13*1.0
{594}	PHENO2 + HCOCOHCOC3 -> PHEN_C3a	3e-13*1.0
{595}	PHENO2 + CATEC1O2 -> PHEN_CATE	3e-13*1.0
{596}	PHENO2 + HCOCOC3 -> PHEN_C2a	3e-13*1.0
{597}	PHENO2 + HCOCH2O2 -> PHEN_C2b	3e-13*1.0
{598}	PHENO2 + NPHEN1O2 -> PHEN_NPHb	3e-13*1.0
{599}	PHENO2 + NNCATECO2 -> PHEN_NNC	1e-10*1.0
{600}	PHENO2 + NCATECO2 -> PHEN_NCAT	6.67e-11*1.0
{601}	PHENO2 + NBZQO2 -> PHEN_NBZb	3.74e-11*1.0
{602}	PHENO2 + PBZQO2 -> PHEN_PBZ	3e-13*1.0
{603}	PHENO2 + MALANHYO2 -> PHEN_MALc	3e-13*1.0
{604}	PHENO2 + NDNPHENO2 -> PHEN_NDN	1e-10*1.0
{605}	PHENO2 + DNPHEO2 -> PHEN_DNP	9.17e-11*1.0
{606}	PHENO2 + HOCH2CO3 -> PHEN_C2c	3e-13*1.0
{607}	PHENO2 + C5CO2OHCO3 -> PHEN_C5a	1.24e-11*1.0
{608}	PHENO2 + C4CO2DBCO3 -> PHEN_C4a	3e-13*1.0
ROOR precursor MALDIALCO3		
{609}	MALDIALCO3 + MALDIALCO3 -> MALa_MALa	3e-13*1.0
{610}	MALDIALCO3 + EPXDLCO3 -> MALa_EPX	3e-13*1.0
{611}	MALDIALCO3 + C3DIALO2 -> MALa_C3DI	3e-13*1.0
{612}	MALDIALCO3 + MALDIALO2 -> MALa_MALb	3e-13*1.0
{613}	MALDIALCO3 + C6H5O2 -> MALa_C6a	3e-13*1.0
{614}	MALDIALCO3 + NBZFUO2 -> MALa_NBZa	3e-13*1.0
{615}	MALDIALCO3 + BZFUO2 -> MALa_BZFU	3e-13*1.0
{616}	MALDIALCO3 + HCOCOHCOC3 -> MALa_C3a	3e-13*1.0
{617}	MALDIALCO3 + CATEC1O2 -> MALa_CATE	3e-13*1.0
{618}	MALDIALCO3 + HCOCOC3 -> MALa_C2a	3e-13*1.0
{619}	MALDIALCO3 + HCOCH2O2 -> MALa_C2b	3e-13*1.0
{620}	MALDIALCO3 + NPHEN1O2 -> MALa_NPHb	3e-13*1.0
{621}	MALDIALCO3 + NNCATECO2 -> MALa_NNC	5.37e-11*1.0
{622}	MALDIALCO3 + NCATECO2 -> MALa_NCAT	1.5e-11*1.0
{623}	MALDIALCO3 + NBZQO2 -> MALa_NBZb	3e-13*1.0
{624}	MALDIALCO3 + PBZQO2 -> MALa_PBZ	3e-13*1.0
{625}	MALDIALCO3 + MALANHYO2 -> MALa_MALc	3e-13*1.0
{626}	MALDIALCO3 + NDNPHENO2 -> MALa_NDN	7.87e-11*1.0
{627}	MALDIALCO3 + DNPHEO2 -> MALa_DNP	4e-11*1.0
{628}	MALDIALCO3 + HOCH2CO3 -> MALa_C2c	3e-13*1.0
{629}	MALDIALCO3 + C5CO2OHCO3 -> MALa_C5a	3e-13*1.0
{630}	MALDIALCO3 + C4CO2DBCO3 -> MALa_C4a	3e-13*1.0
ROOR precursor EPXDLCO3		
{631}	EPXDLCO3 + EPXDLCO3 -> EPX_EPX	3e-13*1.0

{632}	EPXDLCO3 + C3DIALO2 -> EPX_C3DI	3e-13*1.0
{633}	EPXDLCO3 + MALDIALO2 -> EPX_MALb	3e-13*1.0
{634}	EPXDLCO3 + C6H5O2 -> EPX_C6a	3e-13*1.0
{635}	EPXDLCO3 + NBZFUO2 -> EPX_NBZa	3e-13*1.0
{636}	EPXDLCO3 + BZFUO2 -> EPX_BZFU	3e-13*1.0
{637}	EPXDLCO3 + HCOCO3 -> EPX_C3a	3e-13*1.0
{638}	EPXDLCO3 + CATEC1O2 -> EPX_CATE	3e-13*1.0
{639}	EPXDLCO3 + HCOCO3 -> EPX_C2a	3e-13*1.0
{640}	EPXDLCO3 + HCOCH2O2 -> EPX_C2b	3e-13*1.0
{641}	EPXDLCO3 + NPHEN1O2 -> EPX_NPHb	3e-13*1.0
{642}	EPXDLCO3 + NNCATECO2 -> EPX_NNC	6.75e-11*1.0
{643}	EPXDLCO3 + NCATECO2 -> EPX_NCAT	2.87e-11*1.0
{644}	EPXDLCO3 + NBZQO2 -> EPX_NBZb	3e-13*1.0
{645}	EPXDLCO3 + PBZQO2 -> EPX_PBZ	3e-13*1.0
{646}	EPXDLCO3 + MALANHYO2 -> EPX_MALc	3e-13*1.0
{647}	EPXDLCO3 + NDNPHENO2 -> EPX_NDN	9.25e-11*1.0
{648}	EPXDLCO3 + DNPHEO2 -> EPX_DNP	5.37e-11*1.0
{649}	EPXDLCO3 + HOCH2CO3 -> EPX_C2c	3e-13*1.0
{650}	EPXDLCO3 + C5CO2OHCO3 -> EPX_C5a	3e-13*1.0
{651}	EPXDLCO3 + C4CO2DBCO3 -> EPX_C4a	3e-13*1.0
ROOR precursor C3DIALO2		
{652}	C3DIALO2 + C3DIALO2 -> C3DI_C3DI	3e-13*1.0
{653}	C3DIALO2 + MALDIALO2 -> C3DI_MALb	3e-13*1.0
{654}	C3DIALO2 + C6H5O2 -> C3DI_C6a	3e-13*1.0
{655}	C3DIALO2 + NBZFUO2 -> C3DI_NBZa	3e-13*1.0
{656}	C3DIALO2 + BZFUO2 -> C3DI_BZFU	3e-13*1.0
{657}	C3DIALO2 + HCOCO3 -> C3DI_C3a	3e-13*1.0
{658}	C3DIALO2 + CATEC1O2 -> C3DI_CATE	3e-13*1.0
{659}	C3DIALO2 + HCOCO3 -> C3DI_C2a	3e-13*1.0
{660}	C3DIALO2 + HCOCH2O2 -> C3DI_C2b	3e-13*1.0
{661}	C3DIALO2 + NPHEN1O2 -> C3DI_NPHb	3e-13*1.0
{662}	C3DIALO2 + NNCATECO2 -> C3DI_NNC	4.34e-11*1.0
{663}	C3DIALO2 + NCATECO2 -> C3DI_NCAT	4.61e-12*1.0
{664}	C3DIALO2 + NBZQO2 -> C3DI_NBZb	3e-13*1.0
{665}	C3DIALO2 + PBZQO2 -> C3DI_PBZ	3e-13*1.0
{666}	C3DIALO2 + MALANHYO2 -> C3DI_MALc	3e-13*1.0
{667}	C3DIALO2 + NDNPHENO2 -> C3DI_NDN	6.84e-11*1.0
{668}	C3DIALO2 + DNPHEO2 -> C3DI_DNP	2.96e-11*1.0
{669}	C3DIALO2 + HOCH2CO3 -> C3DI_C2c	3e-13*1.0
{670}	C3DIALO2 + C5CO2OHCO3 -> C3DI_C5a	3e-13*1.0
{671}	C3DIALO2 + C4CO2DBCO3 -> C3DI_C4a	3e-13*1.0
ROOR precursor MALDIALO2		
{672}	MALDIALO2 + MALDIALO2 -> MALb_MALb	3e-13*1.0
{673}	MALDIALO2 + C6H5O2 -> MALb_C6a	3e-13*1.0
{674}	MALDIALO2 + NBZFUO2 -> MALb_NBZa	3e-13*1.0
{675}	MALDIALO2 + BZFUO2 -> MALb_BZFU	3e-13*1.0
{676}	MALDIALO2 + HCOCO3 -> MALb_C3a	3e-13*1.0
{677}	MALDIALO2 + CATEC1O2 -> MALb_CATE	3e-13*1.0
{678}	MALDIALO2 + HCOCO3 -> MALb_C2a	3e-13*1.0
{679}	MALDIALO2 + HCOCH2O2 -> MALb_C2b	3e-13*1.0

{680}	MALDIALO2 + NPHEN1O2 -> MALb_NPHb	3e-13*1.0
{681}	MALDIALO2 + NNCATECO2 -> MALb_NNC	6.93e-11*1.0
{682}	MALDIALO2 + NCATECO2 -> MALb_NCAT	3.05e-11*1.0
{683}	MALDIALO2 + NBZQO2 -> MALb_NBZb	1.16e-12*1.0
{684}	MALDIALO2 + PBZQO2 -> MALb_PBZ	3e-13*1.0
{685}	MALDIALO2 + MALANHYO2 -> MALb_MALc	3e-13*1.0
{686}	MALDIALO2 + NDNPHENO2 -> MALb_NDN	9.43e-11*1.0
{687}	MALDIALO2 + DNPHEO2 -> MALb_DNP	5.55e-11*1.0
{688}	MALDIALO2 + HOCH2CO3 -> MALb_C2c	3e-13*1.0
{689}	MALDIALO2 + C5CO2OHCO3 -> MALb_C5a	3e-13*1.0
{690}	MALDIALO2 + C4CO2DBCO3 -> MALb_C4a	3e-13*1.0

ROOR precursor C6H5O2

{691}	C6H5O2 + C6H5O2 -> C6a_C6a	3e-13*1.0
{692}	C6H5O2 + NBZFUO2 -> C6a_NBZa	3e-13*1.0
{693}	C6H5O2 + BZFUO2 -> C6a_BZFU	3e-13*1.0
{694}	C6H5O2 + HCOCOHCO3 -> C6a_C3a	3e-13*1.0
{695}	C6H5O2 + CATEC1O2 -> C6a_CATE	3e-13*1.0
{696}	C6H5O2 + HCOCO3 -> C6a_C2a	3e-13*1.0
{697}	C6H5O2 + HCOCH2O2 -> C6a_C2b	3e-13*1.0
{698}	C6H5O2 + NPHEN1O2 -> C6a_NPHb	3e-13*1.0
{699}	C6H5O2 + NNCATECO2 -> C6a_NNC	4.86e-11*1.0
{700}	C6H5O2 + NCATECO2 -> C6a_NCAT	9.78e-12*1.0
{701}	C6H5O2 + NBZQO2 -> C6a_NBZb	3e-13*1.0
{702}	C6H5O2 + PBZQO2 -> C6a_PBZ	3e-13*1.0
{703}	C6H5O2 + MALANHYO2 -> C6a_MALc	3e-13*1.0
{704}	C6H5O2 + NDNPHENO2 -> C6a_NDN	7.36e-11*1.0
{705}	C6H5O2 + DNPHEO2 -> C6a_DNP	3.48e-11*1.0
{706}	C6H5O2 + HOCH2CO3 -> C6a_C2c	3e-13*1.0
{707}	C6H5O2 + C5CO2OHCO3 -> C6a_C5a	3e-13*1.0
{708}	C6H5O2 + C4CO2DBCO3 -> C6a_C4a	3e-13*1.0

ROOR precursor NBZFUO2

{709}	NBZFUO2 + NBZFUO2 -> NBZa_NBZa	1.93e-11*1.0
{710}	NBZFUO2 + BZFUO2 -> NBZa_BZFU	3e-13*1.0
{711}	NBZFUO2 + HCOCOHCO3 -> NBZa_C3a	3e-13*1.0
{712}	NBZFUO2 + CATEC1O2 -> NBZa_CATE	3e-13*1.0
{713}	NBZFUO2 + HCOCO3 -> NBZa_C2a	3e-13*1.0
{714}	NBZFUO2 + HCOCH2O2 -> NBZa_C2b	3e-13*1.0
{715}	NBZFUO2 + NPHEN1O2 -> NBZa_NPHb	3e-13*1.0
{716}	NBZFUO2 + NNCATECO2 -> NBZa_NNC	1e-10*1.0
{717}	NBZFUO2 + NCATECO2 -> NBZa_NCAT	6.93e-11*1.0
{718}	NBZFUO2 + NBZQO2 -> NBZa_NBZb	4e-11*1.0
{719}	NBZFUO2 + PBZQO2 -> NBZa_PBZ	1.16e-12*1.0
{720}	NBZFUO2 + MALANHYO2 -> NBZa_MALc	3e-13*1.0
{721}	NBZFUO2 + NDNPHENO2 -> NBZa_NDN	1e-10*1.0
{722}	NBZFUO2 + DNPHEO2 -> NBZa_DNP	9.43e-11*1.0
{723}	NBZFUO2 + HOCH2CO3 -> NBZa_C2c	3e-13*1.0
{724}	NBZFUO2 + C5CO2OHCO3 -> NBZa_C5a	1.5e-11*1.0
{725}	NBZFUO2 + C4CO2DBCO3 -> NBZa_C4a	3e-13*1.0

ROOR precursor BZFUO2

{726}	BZFUO2 + BZFUO2 -> BZFU_BZFU	3e-13*1.0
-------	------------------------------	-----------

{727}	BZFUO2 + HCOCOHCOC3 -> BZFU_C3a	3e-13*1.0
{728}	BZFUO2 + CATEC1O2 -> BZFU_CATE	3e-13*1.0
{729}	BZFUO2 + HCOCO3 -> BZFU_C2a	3e-13*1.0
{730}	BZFUO2 + HCOCH2O2 -> BZFU_C2b	3e-13*1.0
{731}	BZFUO2 + NPHEN1O2 -> BZFU_NPHb	3e-13*1.0
{732}	BZFUO2 + NNCATECO2 -> BZFU_NNC	6.93e-11*1.0
{733}	BZFUO2 + NCATECO2 -> BZFU_NCAT	3.05e-11*1.0
{734}	BZFUO2 + NBZQO2 -> BZFU_NBZb	1.16e-12*1.0
{735}	BZFUO2 + PBZQO2 -> BZFU_PBZ	3e-13*1.0
{736}	BZFUO2 + MALANHYO2 -> BZFU_MALc	3e-13*1.0
{737}	BZFUO2 + NDNPHENO2 -> BZFU_NDN	9.43e-11*1.0
{738}	BZFUO2 + DNPHEO2 -> BZFU_DNP	5.55e-11*1.0
{739}	BZFUO2 + HOCH2CO3 -> BZFU_C2c	3e-13*1.0
{740}	BZFUO2 + C5CO2OHCO3 -> BZFU_C5a	3e-13*1.0
{741}	BZFUO2 + C4CO2DBCO3 -> BZFU_C4a	3e-13*1.0
ROOR precursor HCOCOHCOC3		
{742}	HCOCOHCOC3 + HCOCOHCOC3 -> C3a_C3a	3e-13*1.0
{743}	HCOCOHCOC3 + CATEC1O2 -> C3a_CATE	3e-13*1.0
{744}	HCOCOHCOC3 + HCOCO3 -> C3a_C2a	3e-13*1.0
{745}	HCOCOHCOC3 + HCOCH2O2 -> C3a_C2b	3e-13*1.0
{746}	HCOCOHCOC3 + NPHEN1O2 -> C3a_NPHb	3e-13*1.0
{747}	HCOCOHCOC3 + NNCATECO2 -> C3a_NNC	5.72e-11*1.0
{748}	HCOCOHCOC3 + NCATECO2 -> C3a_NCAT	1.84e-11*1.0
{749}	HCOCOHCOC3 + NBZQO2 -> C3a_NBZb	3e-13*1.0
{750}	HCOCOHCOC3 + PBZQO2 -> C3a_PBZ	3e-13*1.0
{751}	HCOCOHCOC3 + MALANHYO2 -> C3a_MALc	3e-13*1.0
{752}	HCOCOHCOC3 + NDNPHENO2 -> C3a_NDN	8.22e-11*1.0
{753}	HCOCOHCOC3 + DNPHEO2 -> C3a_DNP	4.34e-11*1.0
{754}	HCOCOHCOC3 + HOCH2CO3 -> C3a_C2c	3e-13*1.0
{755}	HCOCOHCOC3 + C5CO2OHCO3 -> C3a_C5a	3e-13*1.0
{756}	HCOCOHCOC3 + C4CO2DBCO3 -> C3a_C4a	3e-13*1.0
ROOR precursor CATEC1O2		
{757}	CATEC1O2 + CATEC1O2 -> CATE_CATE	3e-13*1.0
{758}	CATEC1O2 + HCOCO3 -> CATE_C2a	3e-13*1.0
{759}	CATEC1O2 + HCOCH2O2 -> CATE_C2b	3e-13*1.0
{760}	CATEC1O2 + NPHEN1O2 -> CATE_NPHb	3e-13*1.0
{761}	CATEC1O2 + NNCATECO2 -> CATE_NNC	6.24e-11*1.0
{762}	CATEC1O2 + NCATECO2 -> CATE_NCAT	2.36e-11*1.0
{763}	CATEC1O2 + NBZQO2 -> CATE_NBZb	3e-13*1.0
{764}	CATEC1O2 + PBZQO2 -> CATE_PBZ	3e-13*1.0
{765}	CATEC1O2 + MALANHYO2 -> CATE_MALc	3e-13*1.0
{766}	CATEC1O2 + NDNPHENO2 -> CATE_NDN	8.74e-11*1.0
{767}	CATEC1O2 + DNPHEO2 -> CATE_DNP	4.86e-11*1.0
{768}	CATEC1O2 + HOCH2CO3 -> CATE_C2c	3e-13*1.0
{769}	CATEC1O2 + C5CO2OHCO3 -> CATE_C5a	3e-13*1.0
{770}	CATEC1O2 + C4CO2DBCO3 -> CATE_C4a	3e-13*1.0
ROOR precursor HCOCO3		
{771}	HCOCO3 + HCOCO3 -> C2a_C2a	3e-13*1.0
{772}	HCOCO3 + HCOCH2O2 -> C2a_C2b	3e-13*1.0
{773}	HCOCO3 + NPHEN1O2 -> C2a_NPHb	3e-13*1.0

{774}	HCOCO3 + NNCATECO2 -> C2a_NNC	3.13e-11*1.0
{775}	HCOCO3 + NCATECO2 -> C2a_NCAT	3e-13*1.0
{776}	HCOCO3 + NBZQO2 -> C2a_NBZb	3e-13*1.0
{777}	HCOCO3 + PBZQO2 -> C2a_PBZ	3e-13*1.0
{778}	HCOCO3 + MALANHYO2 -> C2a_MALc	3e-13*1.0
{779}	HCOCO3 + NDNPHENO2 -> C2a_NDN	5.63e-11*1.0
{780}	HCOCO3 + DNPHEO2 -> C2a_DNP	1.75e-11*1.0
{781}	HCOCO3 + HOCH2CO3 -> C2a_C2c	3e-13*1.0
{782}	HCOCO3 + C5CO2OHCO3 -> C2a_C5a	3e-13*1.0
{783}	HCOCO3 + C4CO2DBCO3 -> C2a_C4a	3e-13*1.0
ROOR precursor HCOCH2O2		
{784}	HCOCH2O2 + HCOCH2O2 -> C2b_C2b	3e-13*1.0
{785}	HCOCH2O2 + NPHEO2 -> C2b_NPHb	3e-13*1.0
{786}	HCOCH2O2 + NNCATECO2 -> C2b_NNC	1.93e-11*1.0
{787}	HCOCH2O2 + NCATECO2 -> C2b_NCAT	3e-13*1.0
{788}	HCOCH2O2 + NBZQO2 -> C2b_NBZb	3e-13*1.0
{789}	HCOCH2O2 + PBZQO2 -> C2b_PBZ	3e-13*1.0
{790}	HCOCH2O2 + MALANHYO2 -> C2b_MALc	3e-13*1.0
{791}	HCOCH2O2 + NDNPHENO2 -> C2b_NDN	4.43e-11*1.0
{792}	HCOCH2O2 + DNPHEO2 -> C2b_DNP	5.47e-12*1.0
{793}	HCOCH2O2 + HOCH2CO3 -> C2b_C2c	3e-13*1.0
{794}	HCOCH2O2 + C5CO2OHCO3 -> C2b_C5a	3e-13*1.0
{795}	HCOCH2O2 + C4CO2DBCO3 -> C2b_C4a	3e-13*1.0
ROOR precursor NPHEO2		
{796}	NPHEO2 + NPHEO2 -> NPHb_NPHb	3e-13*1.0
{797}	NPHEO2 + NNCATECO2 -> NPHb_NNC	8.74e-11*1.0
{798}	NPHEO2 + NCATECO2 -> NPHb_NCAT	4.86e-11*1.0
{799}	NPHEO2 + NBZQO2 -> NPHb_NBZb	1.93e-11*1.0
{800}	NPHEO2 + PBZQO2 -> NPHb_PBZ	3e-13*1.0
{801}	NPHEO2 + MALANHYO2 -> NPHb_MALc	3e-13*1.0
{802}	NPHEO2 + NDNPHENO2 -> NPHb_NDN	1e-10*1.0
{803}	NPHEO2 + DNPHEO2 -> NPHb_DNP	7.36e-11*1.0
{804}	NPHEO2 + HOCH2CO3 -> NPHb_C2c	3e-13*1.0
{805}	NPHEO2 + C5CO2OHCO3 -> NPHb_C5a	3e-13*1.0
{806}	NPHEO2 + C4CO2DBCO3 -> NPHb_C4a	3e-13*1.0
ROOR precursor NNCATECO2		
{807}	NNCATECO2 + NNCATECO2 -> NNC_NNC	1e-10*1.0
{808}	NNCATECO2 + NCATECO2 -> NNC_NCAT	1e-10*1.0
{809}	NNCATECO2 + NBZQO2 -> NNC_NBZb	1e-10*1.0
{810}	NNCATECO2 + PBZQO2 -> NNC_PBZ	9e-11*1.0
{811}	NNCATECO2 + MALANHYO2 -> NNC_MALc	8.13e-11*1.0
{812}	NNCATECO2 + NDNPHENO2 -> NNC_NDN	1e-10*1.0
{813}	NNCATECO2 + DNPHEO2 -> NNC_DNP	1e-10*1.0
{814}	NNCATECO2 + HOCH2CO3 -> NNC_C2c	3.31e-11*1.0
{815}	NNCATECO2 + C5CO2OHCO3 -> NNC_C5a	1e-10*1.0
{816}	NNCATECO2 + C4CO2DBCO3 -> NNC_C4a	7.79e-11*1.0
ROOR precursor NCATECO2		
{817}	NCATECO2 + NCATECO2 -> NCAT_NCAT	1e-10*1.0
{818}	NCATECO2 + NBZQO2 -> NCAT_NBZb	9e-11*1.0
{819}	NCATECO2 + PBZQO2 -> NCAT_PBZ	5.12e-11*1.0

{820}	NCATECO2 + MALANHYO2 -> NCAT_MALc	4.25e-11*1.0
{821}	NCATECO2 + NDNPHENO2 -> NCAT_NDN	1e-10*1.0
{822}	NCATECO2 + DNPHEO2 -> NCAT_DNP	1e-10*1.0
{823}	NCATECO2 + HOCH2CO3 -> NCAT_C2c	3e-13*1.0
{824}	NCATECO2 + C5CO2OHCO3 -> NCAT_C5a	6.5e-11*1.0
{825}	NCATECO2 + C4CO2DBCO3 -> NCAT_C4a	3.91e-11*1.0
ROOR precursor NBZQO2		
{826}	NBZQO2 + NBZQO2 -> NBZb_NBZb	6.06e-11*1.0
{827}	NBZQO2 + PBZQO2 -> NBZb_PBZ	2.19e-11*1.0
{828}	NBZQO2 + MALANHYO2 -> NBZb_MALc	1.32e-11*1.0
{829}	NBZQO2 + NDNPHENO2 -> NBZb_NDN	1e-10*1.0
{830}	NBZQO2 + DNPHEO2 -> NBZb_DNP	1e-10*1.0
{831}	NBZQO2 + HOCH2CO3 -> NBZb_C2c	3e-13*1.0
{832}	NBZQO2 + C5CO2OHCO3 -> NBZb_C5a	3.56e-11*1.0
{833}	NBZQO2 + C4CO2DBCO3 -> NBZb_C4a	9.78e-12*1.0
ROOR precursor PBZQO2		
{834}	PBZQO2 + PBZQO2 -> PBZ_PBZ	3e-13*1.0
{835}	PBZQO2 + MALANHYO2 -> PBZ_MALc	3e-13*1.0
{836}	PBZQO2 + NDNPHENO2 -> PBZ_NDN	1e-10*1.0
{837}	PBZQO2 + DNPHEO2 -> PBZ_DNP	7.62e-11*1.0
{838}	PBZQO2 + HOCH2CO3 -> PBZ_C2c	3e-13*1.0
{839}	PBZQO2 + C5CO2OHCO3 -> PBZ_C5a	3e-13*1.0
{840}	PBZQO2 + C4CO2DBCO3 -> PBZ_C4a	3e-13*1.0
ROOR precursor MALANHYO2		
{841}	MALANHYO2 + MALANHYO2 -> MALc_MALc	3e-13*1.0
{842}	MALANHYO2 + NDNPHENO2 -> MALc_NDN	1e-10*1.0
{843}	MALANHYO2 + DNPHEO2 -> MALc_DNP	6.75e-11*1.0
{844}	MALANHYO2 + HOCH2CO3 -> MALc_C2c	3e-13*1.0
{845}	MALANHYO2 + C5CO2OHCO3 -> MALc_C5a	3e-13*1.0
{846}	MALANHYO2 + C4CO2DBCO3 -> MALc_C4a	3e-13*1.0
ROOR precursor NDNPHENO2		
{847}	NDNPHENO2 + NDNPHENO2 -> NDN_NDN	1e-10*1.0
{848}	NDNPHENO2 + DNPHEO2 -> NDN_DNP	1e-10*1.0
{849}	NDNPHENO2 + HOCH2CO3 -> NDN_C2c	5.81e-11*1.0
{850}	NDNPHENO2 + C5CO2OHCO3 -> NDN_C5a	1e-10*1.0
{851}	NDNPHENO2 + C4CO2DBCO3 -> NDN_C4a	1e-10*1.0
ROOR precursor DNPHEO2		
{852}	DNPHEO2 + DNPHEO2 -> DNP_DNP	1e-10*1.0
{853}	DNPHEO2 + HOCH2CO3 -> DNP_C2c	1.93e-11*1.0
{854}	DNPHEO2 + C5CO2OHCO3 -> DNP_C5a	9e-11*1.0
{855}	DNPHEO2 + C4CO2DBCO3 -> DNP_C4a	6.41e-11*1.0
ROOR precursor HOCH2CO3		
{856}	HOCH2CO3 + HOCH2CO3 -> C2c_C2c	3e-13*1.0
{857}	HOCH2CO3 + C5CO2OHCO3 -> C2c_C5a	3e-13*1.0
{858}	HOCH2CO3 + C4CO2DBCO3 -> C2c_C4a	3e-13*1.0
ROOR precursor C5CO2OHCO3		
{859}	C5CO2OHCO3 + C5CO2OHCO3 -> C5a_C5a	1.06e-11*1.0
{860}	C5CO2OHCO3 + C4CO2DBCO3 -> C5a_C4a	3e-13*1.0
ROOR precursor C4CO2DBCO3		
{861}	C4CO2DBCO3 + C4CO2DBCO3 -> C4a_C4a	3e-13*1.0

Reaction (R5c)

Peroxy radical reacting with pool of RO₂s forming ROH by O removal and H addition:

{862}	BZo_RO2_O7 -> BZo_O4_2OH	RO2*2.62e-11*0.21*0.4
{863}	BZo_RO2_O9 -> BZo_O6_2OH	RO2*5.38e-11*0.21*0.4
{864}	BZo_RO2_O11 -> BZo_O8_2OH	RO2*8.14e-11*0.21*0.4
{865}	BZeo_RO2_O6 -> BZeo_O3_2OH	RO2*1.24e-11*0.21*0.4
{866}	BZeo_RO2_O8 -> BZeo_O5_2OH	RO2*4e-11*0.21*0.4
{867}	BZeo_RO2_O10 -> BZeo_O7_2OH	RO2*6.76e-11*0.21*0.4
{868}	C5_RO2_O6 -> C5e_O3_2OH	RO2*2.97e-11*0.21*0.4
{869}	C5_RO2_O7 -> C5_O4_2OH	RO2*4.34e-11*0.21*0.4
{870}	C5_RO2_O8 -> C5e_O5_2OH	RO2*5.72e-11*0.21*0.4
{871}	C5_RO2_O9 -> C5_O6_2OH	RO2*7.1e-11*0.21*0.4
{872}	C5_RO2_O10 -> C5e_O7_2OH	RO2*8.48e-11*0.21*0.4

Reaction (R5d)

Peroxy radical reacting with pool of RO₂s forming R=O by OH removal:

{873}	BZo_RO2_O7 -> BZo_O5_O	RO2*2.62e-11*0.2*0.4
{874}	BZo_RO2_O9 -> BZo_O7_O	RO2*5.38e-11*0.2*0.4
{875}	BZo_RO2_O11 -> BZo_O9_O	RO2*8.14e-11*0.2*0.4
{876}	BZeo_RO2_O6 -> BZeo_O4_O	RO2*1.24e-11*0.2*0.4
{877}	BZeo_RO2_O8 -> BZeo_O6_O	RO2*4e-11*0.2*0.4
{878}	BZeo_RO2_O10 -> BZeo_O8_O	RO2*6.76e-11*0.2*0.4
{879}	C5_RO2_O6 -> C5e_O4_O	RO2*2.97e-11*0.2*0.4
{880}	C5_RO2_O7 -> C5_O5_O	RO2*4.34e-11*0.2*0.4
{881}	C5_RO2_O8 -> C5e_O6_O	RO2*5.72e-11*0.2*0.4
{882}	C5_RO2_O9 -> C5_O7_O	RO2*7.1e-11*0.2*0.4
{883}	C5_RO2_O10 -> C5e_O8_O	RO2*8.48e-11*0.2*0.4

Reaction (R6)

Fragmentation of alkoxy radicals

{884}	BZo2_RO_O6 -> GLYOX + MALDIAL + HO2	KDEC*0.05
{885}	BZo2_RO_O8 -> GLYOX + MALDIAL + HO2	KDEC*0.05
{886}	BZo2_RO_O10 -> GLYOX + MALDIAL + HO2	KDEC*0.05
{887}	BZeo2_RO_O5 -> GLYOX + MALDIAL + HO2	KDEC*0.05
{888}	BZeo2_RO_O7 -> GLYOX + MALDIAL + HO2	KDEC*0.05
{889}	BZeo2_RO_O9 -> GLYOX + MALDIAL + HO2	KDEC*0.05
{890}	BZo_RO_O6 -> GLYOX + MALDIAL + HO2	KDEC*0.8
{891}	BZo_RO_O8 -> GLYOX + MALDIAL + HO2	KDEC*0.88
{892}	BZo_RO_O10 -> GLYOX + MALDIAL + HO2	KDEC*0.43
{893}	BZeo_RO_O5 -> GLYOX + MALDIAL + HO2	KDEC*0.1
{894}	BZeo_RO_O7 -> GLYOX + MALDIAL + HO2	KDEC*0.64
{895}	BZeo_RO_O9 -> GLYOX + MALDIAL + HO2	KDEC*0.1
{896}	C5_RO_O5 -> MALDIAL + CO + HO2	KDEC*0.05
{897}	C5_RO_O6 -> MALDIAL + CO + HO2	KDEC*0.05
{898}	C5_RO_O7 -> MALDIAL + CO + HO2	KDEC*0.05
{899}	C5_RO_O8 -> MALDIAL + CO + HO2	KDEC*0.05
{900}	C5_RO_O9 -> MALDIAL + CO + HO2	KDEC*0.05

Reaction (R7)

Closed shell formation from RO₂ via H-shift from alpha-hydro(per)oxyl position: RO₂ -> RC=O

{901}	BZo_RO2_O7 -> BZouni_O6_O + OH	0.01	
{902}	BZo_RO2_O9 -> BZouni_O8_O + OH	0.01	
{903}	BZo_RO2_O11 -> BZouni_O10_O + OH		0.01
{904}	BZeo_RO2_O6 -> BZeouni_O5_O + HO2		0.01
{905}	BZeo_RO2_O8 -> BZeouni_O7_O + HO2		0.01
{906}	BZeo_RO2_O10 -> BZeouni_O9_O + HO2		0.01
{907}	C5_RO2_O6 -> C5euni_O5_O + OH	0.3	
{908}	C5_RO2_O7 -> C5uni_O6_O + OH	0.8	
{909}	C5_RO2_O8 -> C5euni_O7_O + OH	0.8	
{910}	C5_RO2_O9 -> C5uni_O8_O + HO2	0.01	
{911}	C5_RO2_O10 -> C5euni_O9_O + HO2		0.01

Reaction (R8)

Closed shell formation from RO via H-shift from alpha-hydro(per)oxyl position: RO → RC=O

{912}	BZo2_RO_O6 -> ROCS_O5_O + HO2	KDEC*0.05	
{913}	BZo2_RO_O8 -> ROCS_O7_O + HO2	KDEC*0.10	
{914}	BZo2_RO_O10 -> ROCS_O9_O + HO2		KDEC*0.60
{915}	BZo2_RO_O10 -> ROCS_O8_O + HO2		KDEC*0.35
{916}	BZeo2_RO_O5 -> ROCS_O4_O + HO2		KDEC*0.05
{917}	BZeo2_RO_O7 -> ROCS_O6_O + HO2		KDEC*0.05
{918}	BZeo2_RO_O9 -> ROCS_O8_O + HO2		KDEC*0.55
{919}	BZo_RO_O6 -> ROCS_O5_O + HO2	KDEC*0.004	
{920}	BZo_RO_O8 -> ROCS_O7_O + HO2	KDEC*0.001	
{921}	BZo_RO_O10 -> ROCS_O9_O + HO2	KDEC*0.02	
{922}	BZeo_RO_O5 -> ROCS_O4_O + HO2	KDEC*0.45	
{923}	BZeo_RO_O7 -> ROCS_O6_O + HO2	KDEC*0.007	
{924}	BZeo_RO_O9 -> ROCS_O8_O + HO2	KDEC*0.45	
{925}	C5_RO_O5 -> C5e_O4_O + HO2	KDEC*0.05	
{926}	C5_RO_O6 -> C5_O5_O + HO2	KDEC*0.05	
{927}	C5_RO_O7 -> C5e_O6_O + HO2	KDEC*0.10	
{928}	C5_RO_O8 -> C5_O7_O + HO2	KDEC*0.25	
{929}	C5_RO_O9 -> C5e_O8_O + HO2	KDEC*0.50	
{930}	C5_RO_O9 -> C5_O7_O + HO2	KDEC*0.45	

Reaction (R9)

Peroxy radical undergoing H-shift and forming carbonyl radical (RC=O*)

RC=O* eliminates CO and adding O₂ to form C5RO2

{931}	BZo_RO2_O7 -> C5_RO2_O8 + CO	0.6	
{932}	BZo_RO2_O9 -> C5_RO2_O10 + CO	0.014	
{933}	BZeo_RO2_O6 -> C5_RO2_O7 + CO	0.8	
{934}	BZeo_RO2_O8 -> C5_RO2_O9 + CO	0.06	

References (SI-text)

- Compernolle, S., Ceulemans, K., and Müller, J.-F.: EVAPORATION: a new vapour pressure estimation method for organic molecules including non-additivity and intramolecular interactions, *Atmos. Chem. Phys.*, 11, 9431–9450, <https://doi.org/10.5194/acp-11-9431-2011>, 2011.
- Garmash, O., Rissanen, M. P., Pullinen, I., Schmitt, S., Kausiala, O., Tillmann, R., Zhao, D., Percival, C., Bannan, T. J., Priestley, M., Hallquist, Å. M., Kleist, E., Kiendler-Scharr, A., Hallquist, M., Berndt, T., McFiggans, G., Wildt, J., Mentel, T. F., and Ehn, M.: Multi-generation OH oxidation as a source for highly oxygenated organic molecules from aromatics, *Atmos. Chem. Phys.*, 20, 515–537, <https://doi.org/10.5194/acp-20-515-2020>, 2020.
- Goldstein, A. H. and Galbally, I. E.: Known and Unexplored Organic Constituents in the Earth's Atmosphere, *Environ. Sci. Technol.*, 41, 1514–1521, <https://doi.org/10.1021/es072476p>, 2007.
- Hyttinen, N., Otkjær, R. V., Iyer, S., Kjaergaard, H. G., Rissanen, M. P., Wennberg, P. O., and Kurtén, T.: Computational Comparison of Different Reagent Ions in the Chemical Ionization of Oxidized Multifunctional Compounds, *J. Phys. Chem. A*, 122, 269–279, <https://doi.org/10.1021/acs.jpca.7b10015>, 2018.
- Jokinen, T., Sipilä, M., Junninen, H., Ehn, M., Lönn, G., Hakala, J., Petäjä, T., Mauldin, R. L., Kulmala, M., and Worsnop, D. R.: Atmospheric sulphuric acid and neutral cluster measurements using CI-API-TOF, *Atmos. Chem. Phys.*, 12, 4117–4125, <https://doi.org/10.5194/acp-12-4117-2012>, 2012.
- Lightfoot, P. D., Cox, R. A., Crowley, J. N., Destriau, M., Hayman, G. D., Jenkin, M. E., Moortgat, G. K., and Zabel, F.: Organic peroxy radicals: Kinetics, spectroscopy and tropospheric chemistry, *Atmospheric Environment. Part A. General Topics*, 26, 1805–1961, [https://doi.org/10.1016/0960-1686\(92\)90423-I](https://doi.org/10.1016/0960-1686(92)90423-I), 1992.
- Molteni, U., Bianchi, F., Klein, F., El Haddad, I., Frege, C., Rossi, M. J., Dommen, J., and Baltensperger, U.: Formation of highly oxygenated organic molecules from aromatic compounds, *Atmos. Chem. Phys.*, 18, 1909–1921, <https://doi.org/10.5194/acp-18-1909-2018>, 2018.
- Myrdal, P. B. and Yalkowsky, S. H.: Estimating Pure Component Vapor Pressures of Complex Organic Molecules, *Ind. Eng. Chem. Res.*, 36, 2494–2499, <https://doi.org/10.1021/ie950242l>, 1997.
- Nannoolal, Y., Rarey, J., and Ramjugernath, D.: Estimation of pure component properties, *Fluid Phase Equilibria*, 269, 117–133, <https://doi.org/10.1016/j.fluid.2008.04.020>, 2008.
- O'Meara, S., Booth, A. M., Barley, M. H., Topping, D., and McFiggans, G.: An assessment of vapour pressure estimation methods, *Phys. Chem. Chem. Phys.*, 16, 19453–19469, <https://doi.org/10.1039/C4CP00857J>, 2014.
- Sekar, A., Varghese, G. K., and Ravi Varma, M. K.: Analysis of benzene air quality standards, monitoring methods and concentrations in indoor and outdoor environment, *Heliyon*, 5, e02918, <https://doi.org/10.1016/j.heliyon.2019.e02918>, 2019.
- WHO global air quality guidelines. Particulate matter (PM_{2.5} and PM₁₀), ozone, nitrogen dioxide, sulfur dioxide and carbon monoxide., World Health Organization, Geneva, 2021.

Xu, L., Møller, K. H., Crouse, J. D., Kjaergaard, H. G., and Wennberg, P. O.: New Insights into the Radical Chemistry and Product Distribution in the OH-Initiated Oxidation of Benzene, *Environ. Sci. Technol.*, 54, 13467–13477, <https://doi.org/10.1021/acs.est.0c04780>, 2020.

Supplementary Figures

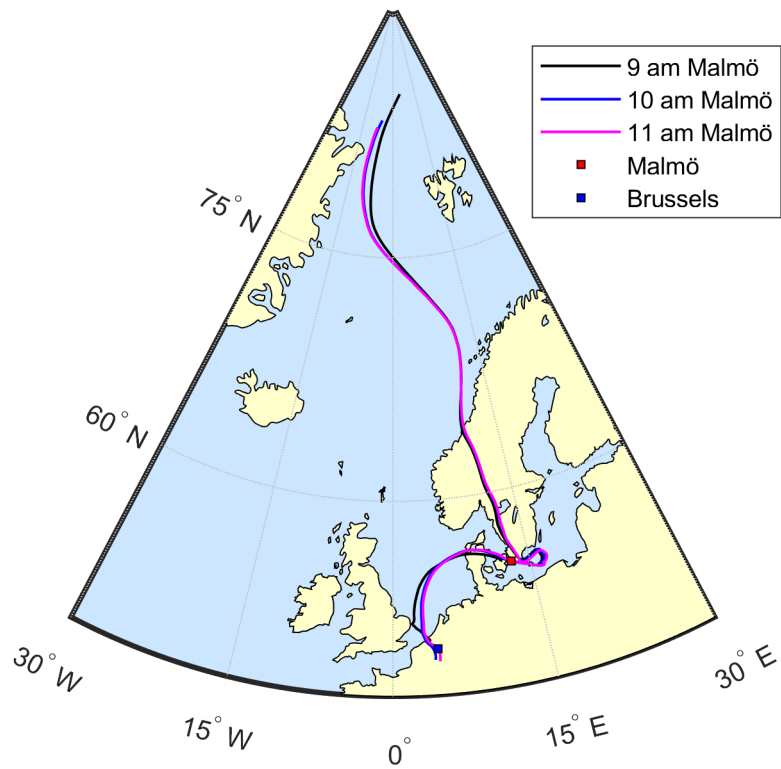


Fig S1 depicts the calculated air-mass trajectories for selected cases named after their local arriving time at Malmö, Sweden on April 28th (“9 am”, “10 am” and “11 am”; i.e. UTC + 1 hour).

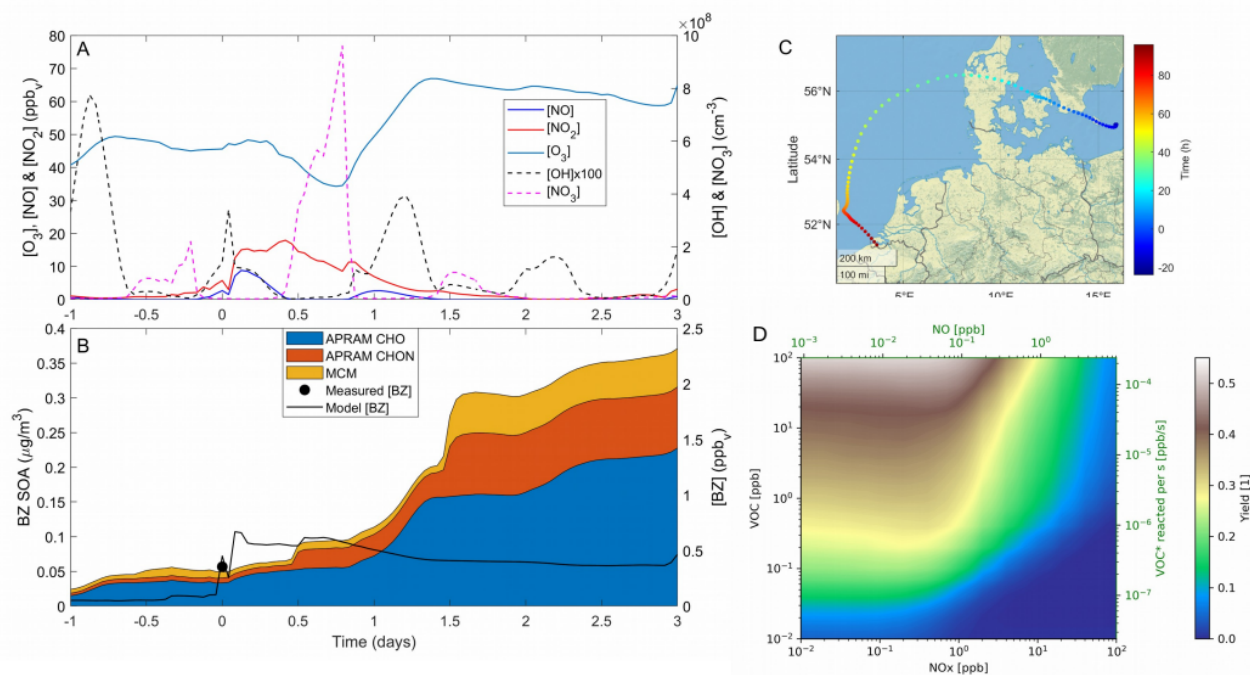


Fig. S2: ADCHEM results along the Case 1 (“9 am”) air mass trajectory. Panel A shows the modelled gas-phase concentrations of NO, NO₂, O₃, OH and NO₃ from 1 day upwind (-1 day) to 3 days downwind Malmö. Panel B shows the modelled benzene gas-phase concentrations ([BZ]) and the modelled benzene SOA mass concentrations of non-nitrate APRAM species, APRAM organonitrates and MCM species. The modelled [BZ] is also compared with the observed benzene concentrations at the measurement station Dalaplan in Malmö. The air mass trajectory path is displayed in panel C. Panel D illustrates the computed mass yield from OH oxidation in the presence of different levels of NO_x and VOC. Bottom and top abscissas depict NO_x and NO concentrations. VOC mixing ratio and VOC turnover are shown by the left- and the right-hand ordinate, respectively. The color code indicates the mass yield value.

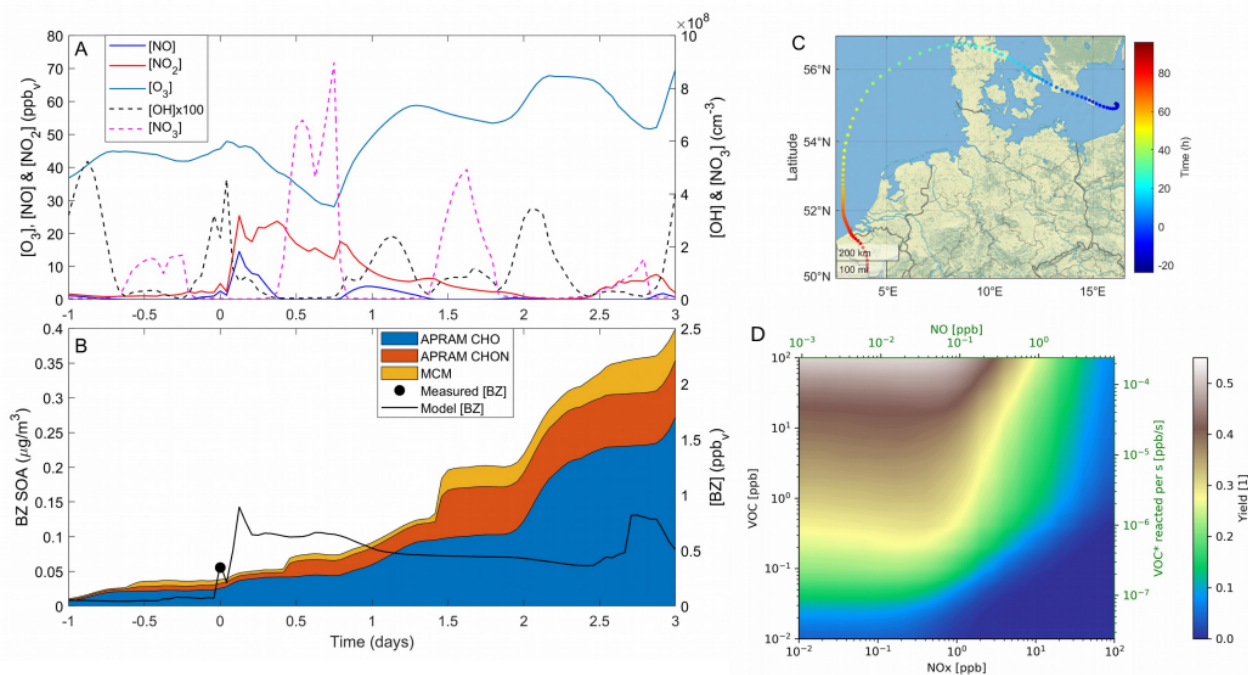


Fig. S3: ADCHEM results along the Case 2 ("10 am") air mass trajectory. Panel A shows the modelled gas-phase concentrations of NO, NO₂, O₃, OH and NO₃ from 1 day upwind (-1 day) to 3 days downwind Malmö. Panel B shows the modelled benzene gas-phase concentrations ([BZ]) and the modelled benzene SOA mass concentrations of non-nitrate APRAM species, APRAM organonitrates and MCM species. The modelled [BZ] is also compared with the observed benzene concentrations at the measurement station Dalaplan in Malmö. The air mass trajectory path is displayed in panel C. Panel D illustrates the computed mass yield from OH oxidation in the presence of different levels of NO_x and VOC. Bottom and top abscissas depict NO_x and NO concentrations. VOC mixing ratio and VOC turnover are shown by the left- and the right-hand ordinate, respectively. The color code indicates the mass yield value.

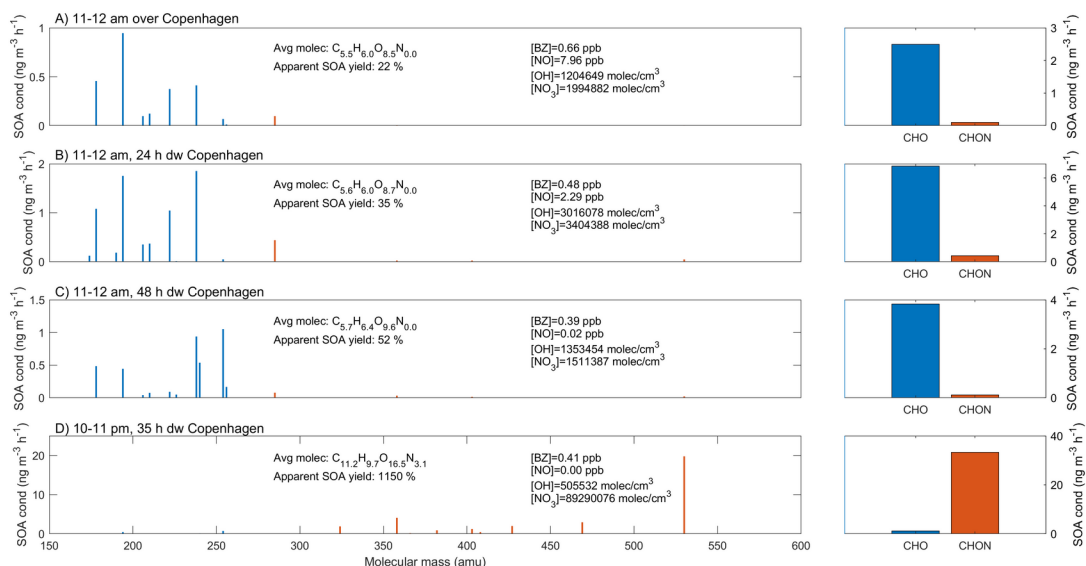


Fig S4: Modelled APRAM benzene SOA mass spectrum of the condensing species during selected 1 hour time slots along the air mass trajectory (Case 1 - “9 am”). Panel A, B and C shows daytime (11-12 am) mass spectrum over the Copenhagen region, 24 hours downwind Copenhagen and 48 hours downwind Copenhagen respectively. Panel D show the mass spectrum which represent the conditions shortly after the sunset (10-11 pm), 35 h downwind Copenhagen. The subpanels to the right show the integrated total APRAM benzene SOA non-nitrate and organonitrate SOA mass increase within the selected time slots. Additional information about the condensing SOA average molecular composition, the apparent SOA yields, the benzene, NO, OH and NO₃ concentrations, and molecular formulas of the major mass peaks are displayed in each panel.

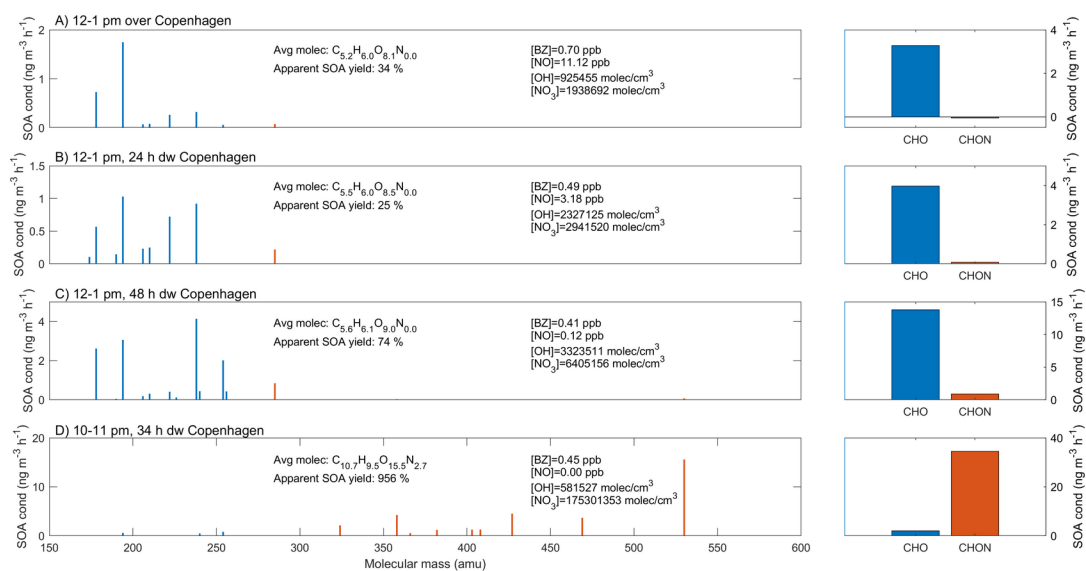


Fig S5: Modelled APRAM benzene SOA mass spectrum of the condensing species during selected 1 hour time slots along the air mass trajectory (Case 2, “10 am”). Panel A, B and C shows daytime (12-1 pm) mass spectrum over the Copenhagen region, 24 hours downwind Copenhagen and 48 hours downwind Copenhagen respectively. Panel D show the mass spectrum which represent the conditions shortly after the sunset (10-11 pm), 34 h downwind Copenhagen. The subpanels to the right show the integrated total APRAM benzene SOA non-nitrate and organonitrate SOA mass increase within the selected time slots. Additional information about the condensing SOA average

molecular composition, the apparent SOA yield, the benzene, NO, OH and NO₃ concentrations, and molecular formulas of the major mass peaks are displayed in each panel.

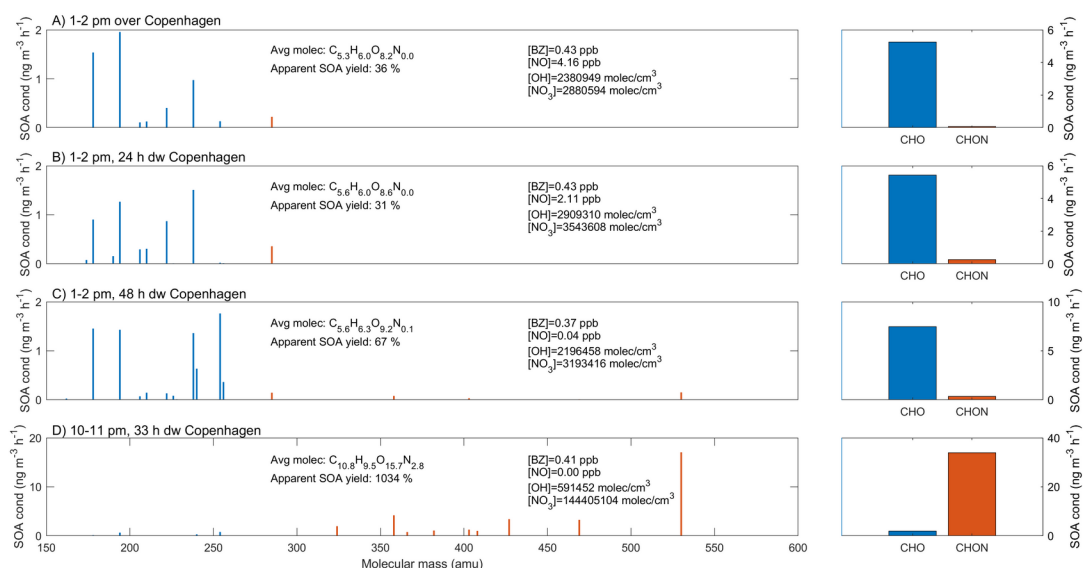


Fig S6: Modelled APRAM benzene SOA mass spectrum of the condensing species during selected 1 hour time slots along the air mass trajectory (Case 3, “11 am”). Panel A, B and C shows daytime (1-2 pm) mass spectrum over the Copenhagen region, 24 hours downwind Copenhagen and 48 hours downwind Copenhagen respectively. Panel D show the mass spectrum which represent the conditions shortly after the sunset (10-11 pm), 33 h downwind Copenhagen. The subpanels to the right show the integrated total APRAM benzene SOA non-nitrate and organonitrate SOA mass increase within the selected time slots. Additional information about the condensing SOA average molecular composition, the apparent SOA yield, the benzene, NO, OH and NO₃ concentrations, and molecular formulas of the major mass peaks are displayed in each panel.

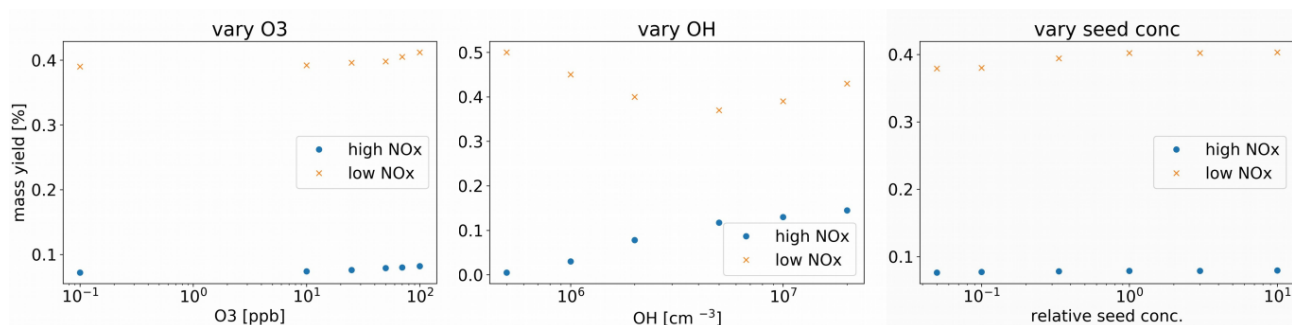


Fig S7: Variation of O₃, OH and relative seed aerosol concentration (base seed aerosol value refers to 10 μg m⁻³ seed aerosol of 55 nm in diameter; concentration is varied by keeping the mass concentration constant and varying seed aerosol diameter which results in a seed aerosol concentration change) relative to the values used in the parametric yield study and impact on the mass yield. Two different VOC/NO_x pairs are considered: “high NO_x” conditions comprise a benzene mixing ratio of 0.3 ppb and 10 ppb of NO_x. A benzene level of 10 ppb and 0.1 ppb NO_x forms the input for the “low NO_x” condition.

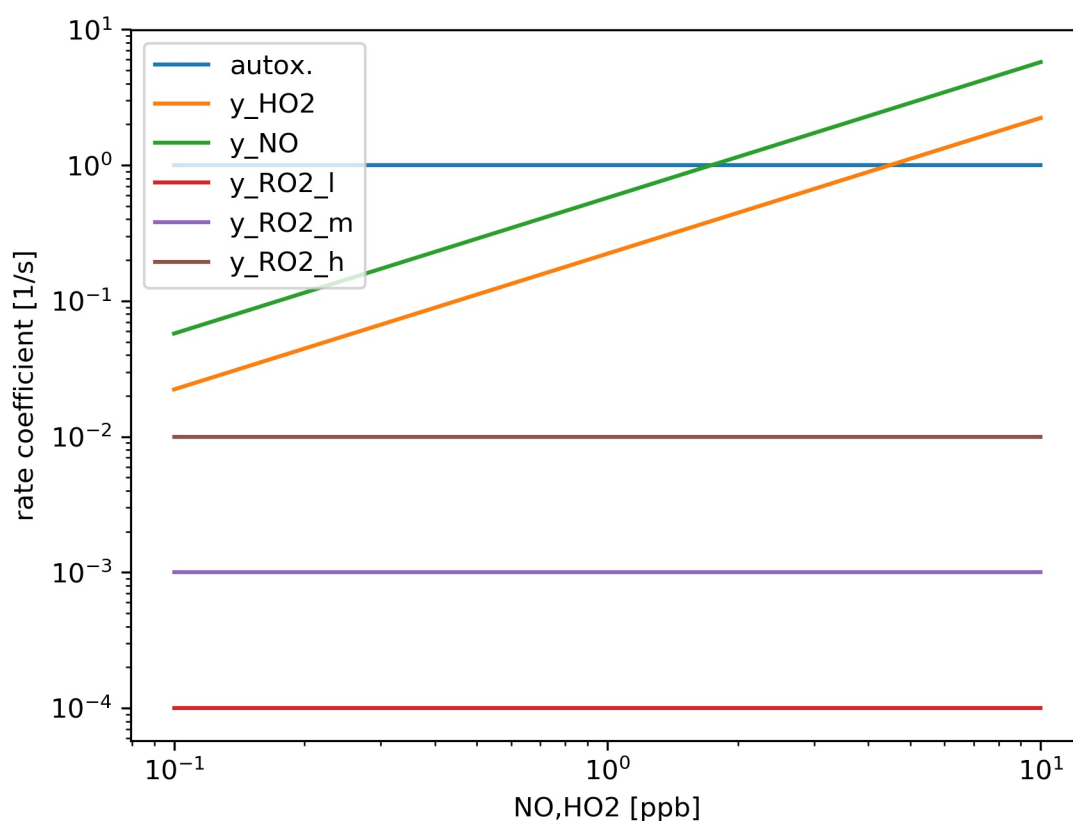


Fig S8: Peroxy radical loss rate (rate coefficient in s^{-1}) for peroxy radical reactions $\text{RO}_2 + \text{HO}_2$ (y_{HO_2}), $\text{RO}_2 + \text{NO}$ (y_{NO}), $\text{RO}_2 + \text{RO}_2^*$ ($y_{\text{RO}_2_l}$, $y_{\text{RO}_2_m}$, $y_{\text{RO}_2_h}$) and autoxidation reaction (assuming a H-shift rate of 1 s^{-1}) at a temperature of 296 K. RO_2^* represents the pool of peroxy radicals in the system (assumption $[\text{RO}_2^*] = 10^9 \text{ cm}^{-3}$) with three different rate coefficients ($k_{\text{RO}_2\text{RO}_2}$) for the $\text{RO}_2 - \text{RO}_2$ reaction ($y_{\text{RO}_2_l}$: 10^{-13} ; $y_{\text{RO}_2_m}$: 10^{-12} ; $y_{\text{RO}_2_h}$: 10^{-11} in s^{-1}cm^3 , respectively). Yields for the reaction of RO_2 with HO_2 ($k_{\text{RO}_2\text{HO}_2}$) and NO ($k_{\text{RO}_2\text{NO}}$) are obtained from MCM¹.

¹ See e.g. mcm webpage: <http://mcm.york.ac.uk/parameters/simple.htm> (visited Oct. 14th 2022)

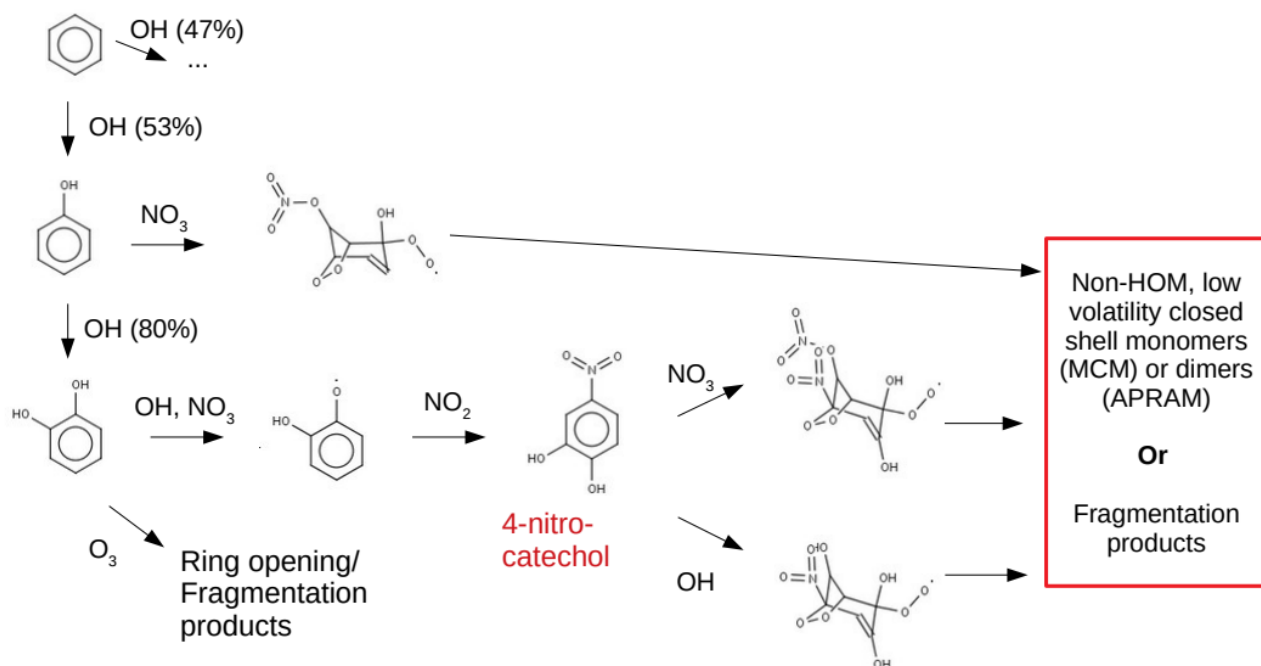


Fig S9: Reaction path in MCM leading to high apparent OH-mass yield at (nighttime) NO_3 radical-oxidation of benzene OH-oxidation products.

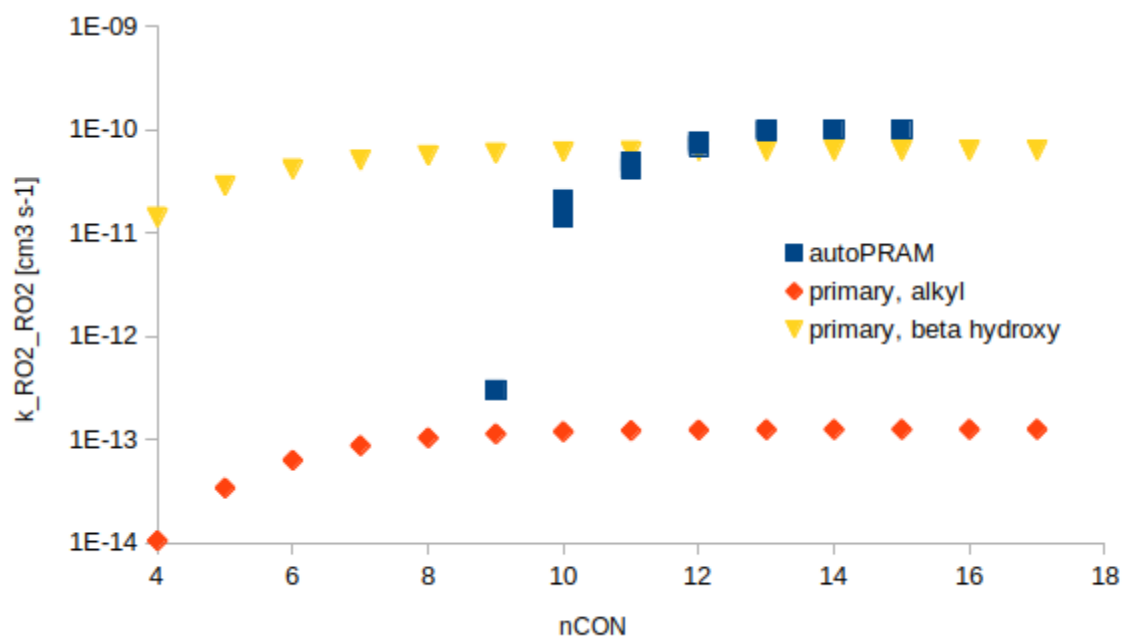
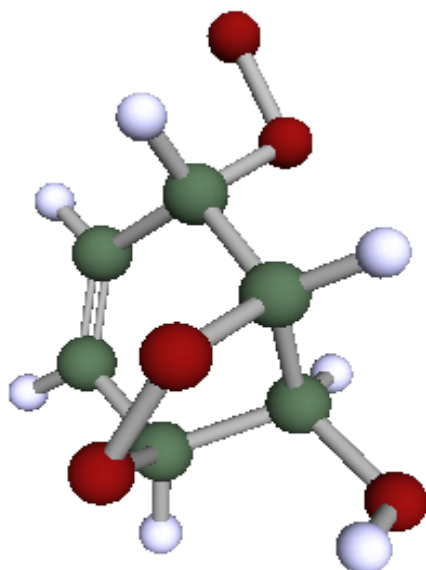


Fig S10: Dimer formation rates, as used in the benzene chemistry from autoAPRAMfw (“autoPRAM”), compared to SAR-based $\text{RO}_2\text{-RO}_2$ rate coefficients provided by Jenkin et al., (2019) for two different peroxy radical types. “nCON” depicts the number of carbon, oxygen and nitrogen atoms in the structure.



BZBI-orthosyn.sdf

Fig S11: likely peroxy radical structure amongst $C_6H_7O_5$ isomers.

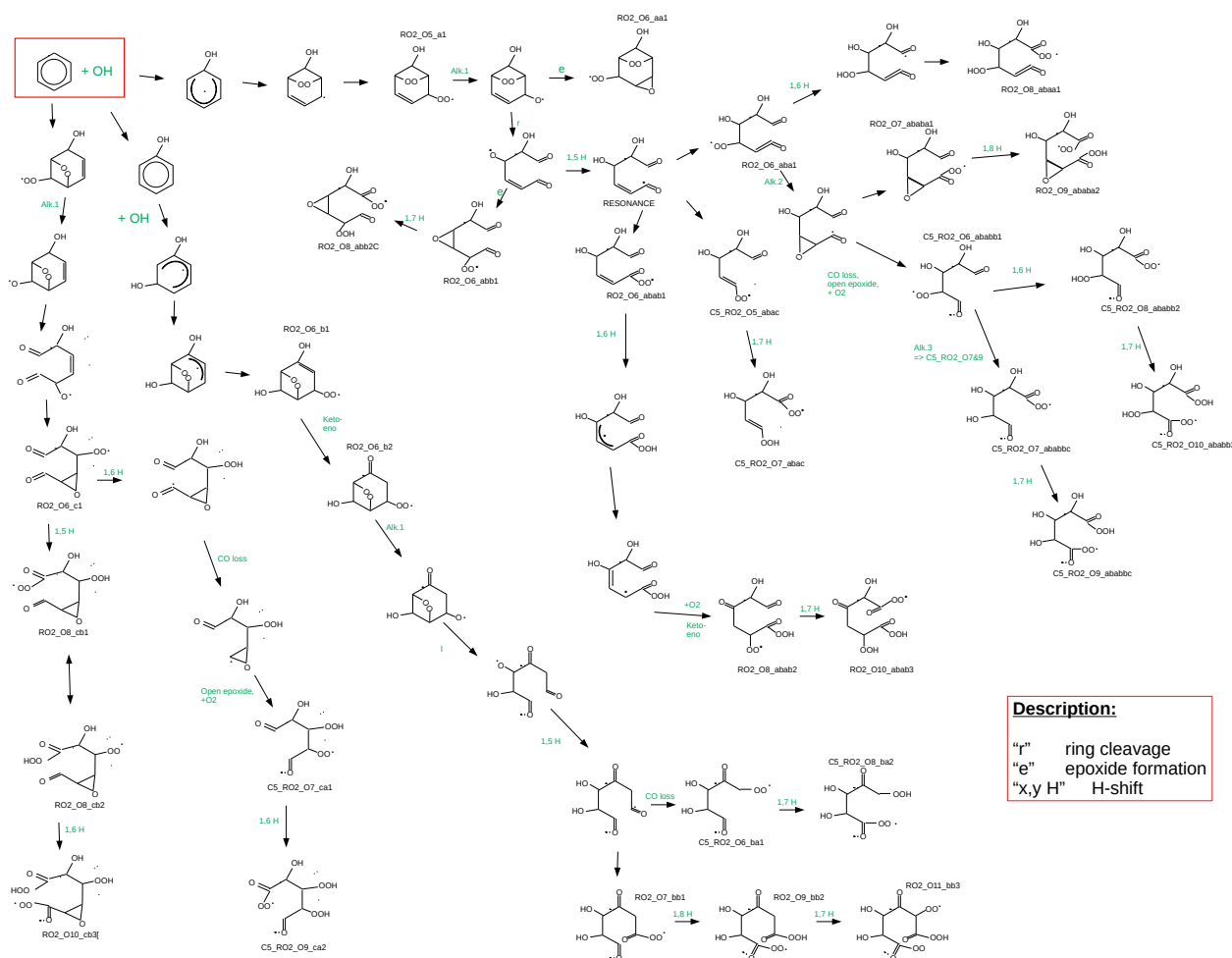


Fig S12/scheme: formation of potential radical structures and the respective reaction pathways. The aim is to suggest structures for the peroxy radicals observed in experiments. These structures serve as input for autoSMILES.

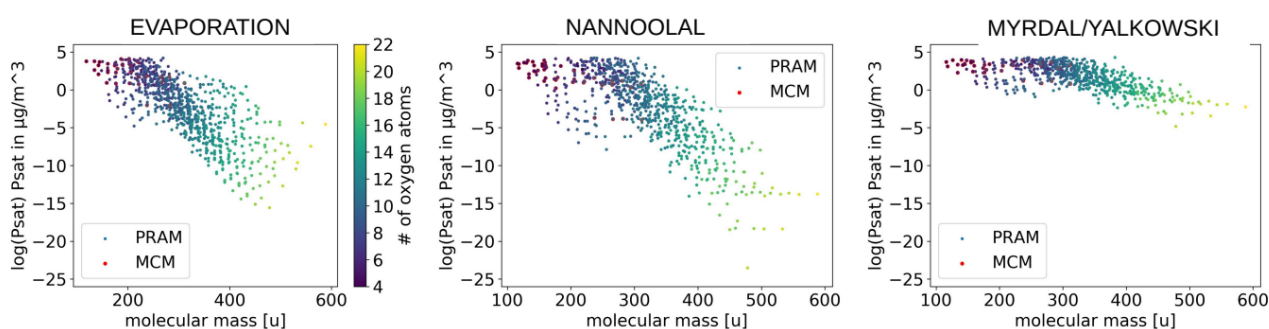


Fig S13: Saturation vapor pressure (ordinate) at room temperature as a function of molecular mass (abscissa) for three different group contribution methods. The colorbar indicates the number of oxygen atoms. Results are distinguished by whether the molecules are mainly formed by MCM (red signs) or autoxidation chemistry (i.e., autoAPRAM-fw species; all other colors).

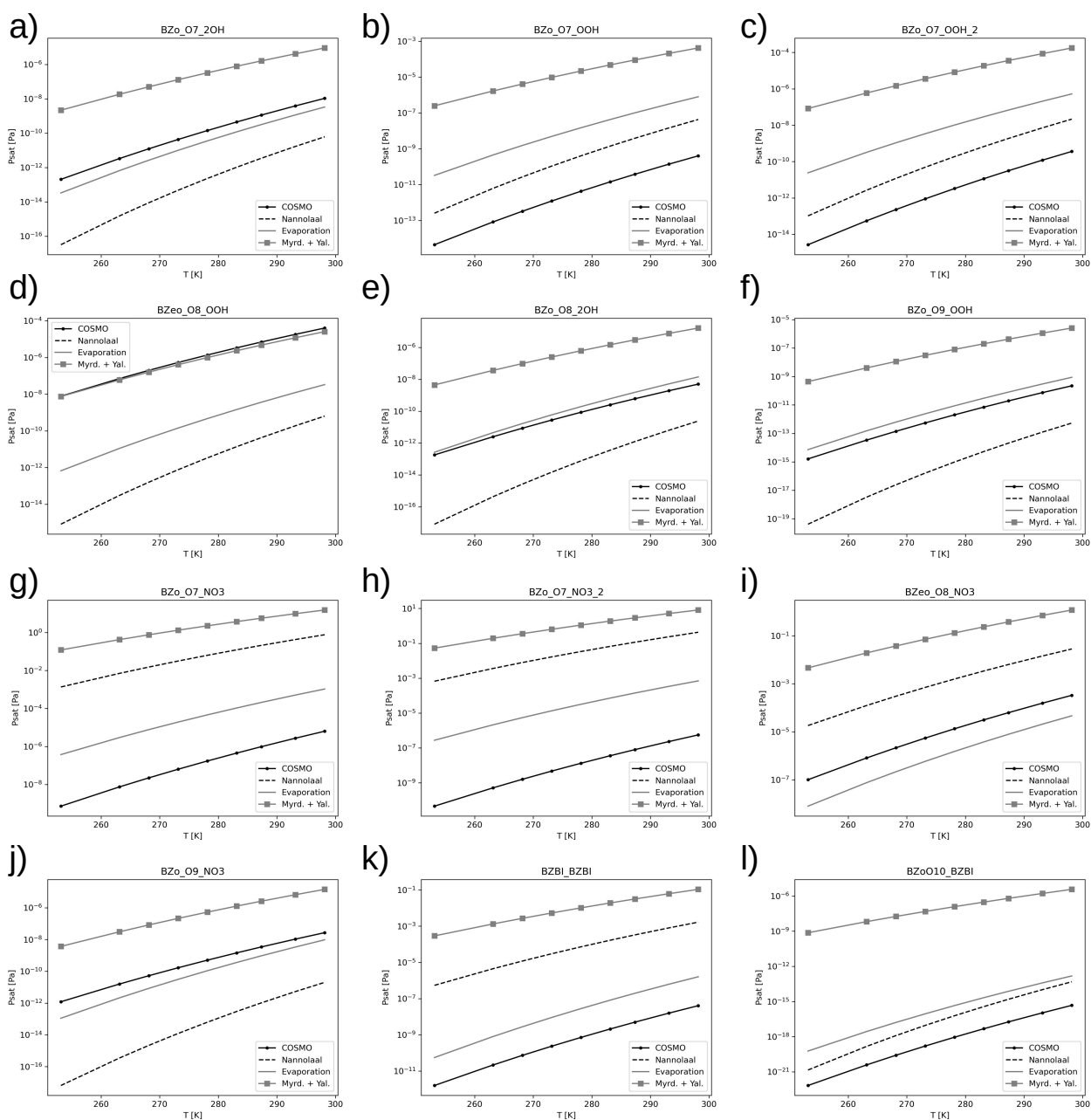


Fig S14: panels a to l depict the comparison of saturation vapor pressure estimates based on three group contribution methods (NANNOOLAL, EVAPORATION, MYRDAL/YALKOWSKI) and COSMO-RS for a temperature range from 250 K to 300 K. Each panel represents a chemical structure. The related SMILES strings defining the isomeric structures are listed in table ST1.

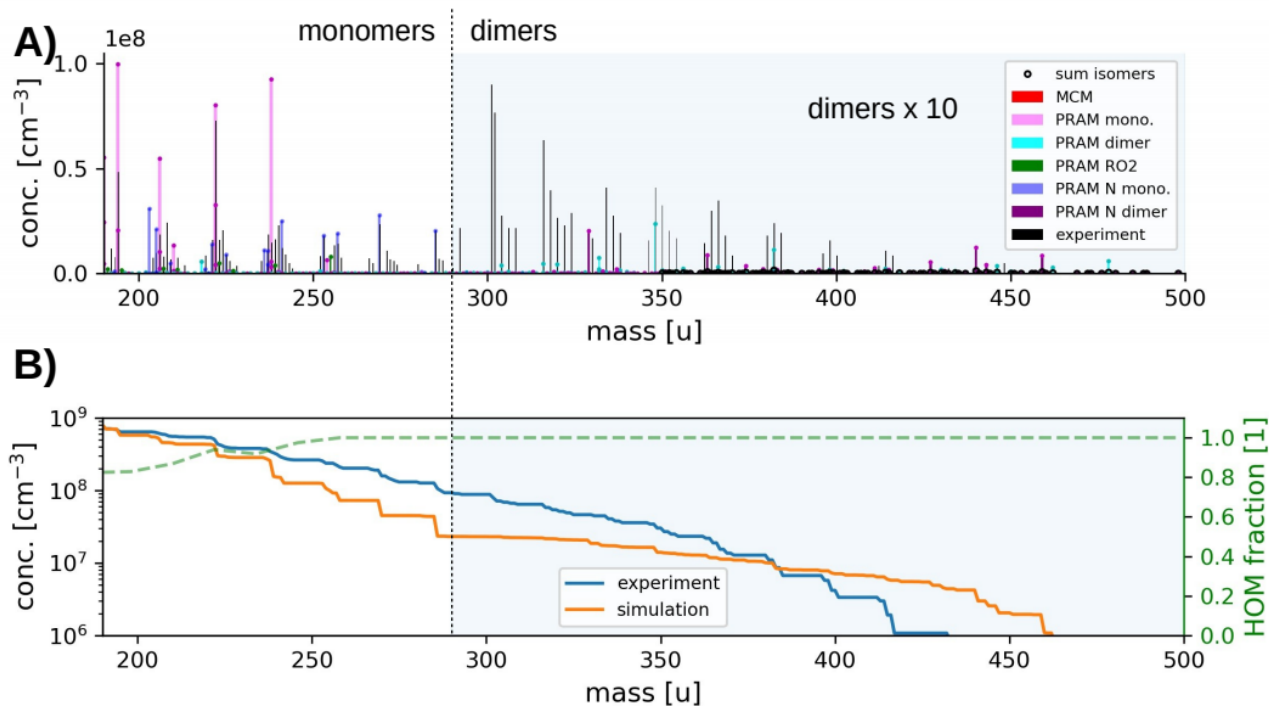


Fig S15: simulation of OH oxidation of benzene in the presence of high mixing ratios of NO_x (> 100 ppb) and UV light. Panel A) depicts the experimental results from chamber experiments (Garmash et al., 2020) (black bars) and the simulation results (colored bars). Nitrogen-containing molecules are marked with a “N”. The concentrations of experimentally determined and simulated dimers are raised by a factor 10 to improve readability. Cumulative representation of the model results, starting at the upper observed/simulated molecular mass limit, is shown in panel B). The secondary axis indicates the computed HOM fraction.

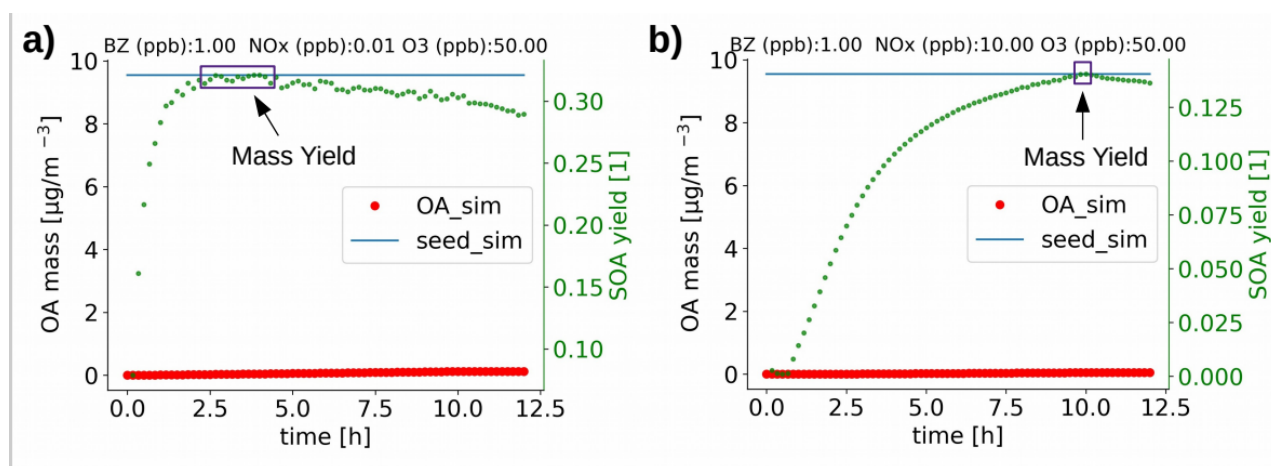


Fig S16: Examples of mass yield evolution curves. Panel a shows a situation where a maximum value is reached within 10 hours simulated. The purple square indicates the data points used for fitting the yield value. In panel b, no maximum is derived after 10 h simulated time. The left hand ordinate depicts the organic aerosol formed in the simulation (OA_sim) as well as the seed aerosol mass (seed_sim); the right hand ordinate represents the according mass yield. Note that the yield is defined as a function of benzene and secondary benzene (OH oxidation of MCM species “BZEPOXMUC” and phenol) consumption, respectively.

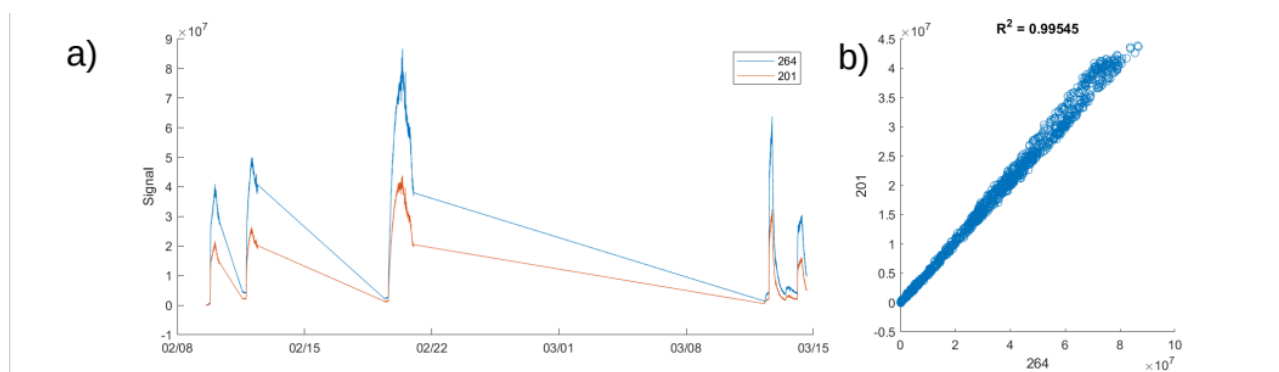


Fig S17 depicts the correlation of species of atomic mass 264 and 201. Panel a) illustrates the evolution of the two species' CIMS signals during experiments conducted at several days. Panel b) shows the correlation of the signals.

References (SI-Figures):

Garmash, O., Rissanen, M. P., Pullinen, I., Schmitt, S., Kausiala, O., Tillmann, R., Zhao, D., Percival, C., Bannan, T. J., Priestley, M., Hallquist, Å. M., Kleist, E., Kiendler-Scharr, A., Hallquist, M., Berndt, T., McFiggans, G., Wildt, J., Mentel, T. F., and Ehn, M.: Multi-generation OH oxidation as a source for highly oxygenated organic molecules from aromatics, *Atmos. Chem. Phys.*, 20, 515–537, <https://doi.org/10.5194/acp-20-515-2020>, 2020.

Jenkin, M. E., Valorso, R., Aumont, B., and Rickard, A. R.: Estimation of rate coefficients and branching ratios for reactions of organic peroxy radicals for use in automated mechanism construction, *Atmos. Chem. Phys.*, 19, 7691–7717, <https://doi.org/10.5194/acp-19-7691-2019>, 2019.

Supplementary Tables

PRAM Name	Suggested structure	MM
BZBI_BZBI	<chem>O(C1C=CC2OOC1C2O)OC1C=CC2OOC1C2O</chem>	286.23516
BZo_07_2OH	<chem>O=C(O)C(O)C(=O)CC(OO)C(=O)OO</chem>	224.12052
BZo_07_NO3	<chem>O=C(ON(=O)=O)C(O)C(O)C1OC1C(OO)=O</chem>	253.11858
BZo_07_NO3_2	<chem>O=C(ON(=O)=O)C(O)C(O)C(=O)CC(=O)OO</chem>	253.11858
BZo_07_OOH	<chem>O=C(OO)C(O)C(O)C1OC1C(OO)=O</chem>	224.12052
BZo_07_OOH_2	<chem>O=C(OO)C(O)C(O)C(=O)CC(=O)OO</chem>	224.12052
BZo_08_2OH	<chem>O=C(OO)C(O)C(O)C(=O)C(O)C(=O)OO</chem>	240.11952
BZo_09_OOH	<chem>O=C(OO)C(O)C(O)C(=O)C(OO)C(=O)OO</chem>	256.11852
BZoO10_BZBI	<chem>O=C(OO)C(O)C(O)C(=O)C(OOC1C=CC2OOC1C2O)C(=O)OO</chem>	382.22916
BZeo_08_OOH	<chem>O=C(OO)C(O)C(=O)CC(OO)C(=O)OO</chem>	240.11952
BZo_09_NO3	<chem>O=C(OO)C(O)C(O)C(=O)C(ON(=O)=O)C(=O)OO</chem>	285.11658
BZeo_08_NO3	<chem>O=C(ON(=O)=O)C(O)C(=O)CC(OO)C(=O)OO</chem>	269.11758

Table ST1: List of exemplary structures that is investigated with all saturation vapor pressure methods (COSMO-RS, EVAPORATION, NANNOOLAL, MYRDAL/YALKOWSKI) including the species name, the SMILES description of the structure and the molecular mass (MM).

benzene (ppb)	$10^{-2} - 10^2$ ppb _v
NO _x (ppb)	$10^{-2} - 10^2$ ppb _v
methane	2 ppm _v
CO	200 ppb _v
NO	0.1 * NO ₂
SO ₂	10 ppt _v
sunlight Intensity	Equiv. to const. OH of 10^6 cm ⁻³
temperature	293.15 K
relative humidity	60%
pressure	10^5 Pa
model Δt [s]	5

Table ST2: overview of input parameters for the parametric yield study under atmospheric conditions. Benzene and NO_x levels are varied in the given range while other parameters remain constant.

OH [cm ⁻³]	8.5E+11
HO ₂ [cm ⁻³]	1.7E+12
Benzene [cm ⁻³]	9.85E+13
O ₃ [cm ⁻³]	3.36E+12
Temp. [K]	298.13
RH [%]	40
residence time [s]	20
tube diameter [cm]	7.4

model Δt [s]	0.1
----------------------	-----

Table ST3: initial values for gas phase species entering the flow tube. Temperature (Temp.) and relative humidity (RH) are considered constant while traveling through the tube, while the gas phase chemical species are allowed to evolve.

Chamber Vol. [m ³]	1.45
inflow [l/min]	30
model Δt [s]	10
RH [%]	65
T [K]	287.35
simulation time [h]	20
Benzene [ppb _v]	15.4
O ₃ [ppb _v]	58
NO [ppb _v]	1.075
NO ₂ [ppb _v]	3.225
SO ₂ [ppb _v]	0.01
CO [ppb _v]	1

Table ST4: inputs for simulating gas phase chemistry experiments in JPAC chamber under high NO_x conditions. The mean residence time is 45 min. Concentration of species listed in the table are considered constant throughout the simulation (i.e. flow reactor experiment).

Chamber Vol. [m ³]	1.45
in-/outflow [l/min]	30
model Δt [s]	10
RH [%]	65
T [K]	287.35
simulation time [h]	20
Benzene [ppb _v]	15.7
O ₃ [ppb _v]	42
NO [ppb _v]	0.0001
NO ₂ [ppb _v]	0.001
SO ₂ [ppb _v]	0.01
CO [ppb _v]	1
seed addition time [h]	12.4 – 16.1
d _{p,m} [nm]	100
σ_g	1.2
double charged fraction [%]	25

Table ST5: inputs for simulating SOA formation experiments in JPAC chamber. The mean residence time is 45 min. Seed aerosol is added for a period of roughly 3.7 hours, 12.4 hours after the start of the experiment. Concentration of species listed in the table are considered constant throughout the simulation (i.e. flow reactor experiment).

	low NO _x	High NO _x
Chamber Vol. [m ³]	28	28

outflow [l/min]	5	5
model Δt [s]	10	10
RH [%]	5	5
T [K]	295	295
simulation time [h]	7	7
Benzene [ppb _v]	395	337
O ₃ [ppb _v]	15	simulated
H ₂ O ₂ [ppm _v]	4	--
HONO [ppb _v]	--	350
NO [ppb _v]	0.0001	83
NO ₂ [ppb _v]	0.001	86
SO ₂ [ppb _v]	0.01	0.01
CO [ppb _v]	1	1
d _{p,m} [nm]	55	55
σ_g	1.2	1.2
double charged fraction [%]	25	25

Table ST6: summary of model inputs for simulations of CALTECH chamber under low and high NO_x conditions, respectively. The chemical species and seed aerosol are added at the start of the experiment/simulation (i.e. batch-mode experiment). Oxidants form from photolysing precursors (H₂O₂ and HONO). The light spectrum was obtained from Cocker et al., (2001).

autoAPRAM-fw name	C	H	O	N	Structure (SMILES-format)
BZo_RO2_O7	6	7	7	0	<chem>O=CC(O)C(O)C1OC1C(O[O])=O</chem>
BZo_RO2_O9	6	7	9	0	<chem>O=C(O[O])C(O)C(O)C1OC1C(OO)=O</chem>
BZo_RO2_O11	6	7	11	0	<chem>O=C(OO)C(O)C(O)C(=O)C(O[O])C(=O)OO</chem>
BZeo_RO2_O6	6	7	6	0	<chem>[O]OC1C2OC2C3OOC1C3(O)</chem>
BZeo_RO2_O8	6	7	8	0	<chem>O=C=CC(OO)C(O)C(O)C(=O)O[O]</chem>
BZeo_RO2_O10	6	7	10	0	<chem>O=C(O[O])C(O)C(=O)CC(OO)C(=O)OO</chem>
C5_RO2_O6	5	7	6	0	<chem>O=CC(O[O])C(O)C(O)C=O</chem>
C5_RO2_O7	5	7	7	0	<chem>OOC=CC(O)C(O)C(=O)O[O]</chem>
C5_RO2_O8	5	7	8	0	<chem>O=CC(OO)C(O)C(O)C(O[O])=O</chem>
C5_RO2_O9	5	7	9	0	<chem>O=C(O[O])C(O)C(O)C(O)C(=O)OO</chem>
C5_RO2_O10	5	7	10	0	<chem>O=C(O[O])C(OO)C(O)C(O)C(OO)=O</chem>
BZo_O4_2OH	6	8	6	0	<chem>O=CC(O)C(O)C1OC1C(O)=O</chem>
BZo_O6_2OH	6	8	8	0	<chem>O=C(O)C(O)C(O)C1OC1C(OO)=O</chem>
BZo_O8_2OH	6	8	10	0	<chem>O=C(OO)C(O)C(O)C(=O)C(O)C(=O)OO</chem>
BZeo_O3_2OH	6	8	5	0	<chem>OC1C2OC2C3OOC1C3(O)</chem>
BZeo_O5_2OH	6	8	7	0	<chem>O=C=CC(OO)C(O)C(O)C(=O)O</chem>
BZeo_O7_2OH	6	8	9	0	<chem>O=C(O)C(O)C(=O)CC(OO)C(=O)OO</chem>
C5e_O3_2OH	5	8	5	0	<chem>O=CC(O)C(O)C(O)C=O</chem>
C5_O4_2OH	5	8	6	0	<chem>OOC=CC(O)C(O)C(=O)O</chem>
C5e_O5_2OH	5	8	7	0	<chem>O=CC(OO)C(O)C(O)C(O)=O</chem>
C5_O6_2OH	5	8	8	0	<chem>O=C(O)C(O)C(O)C(O)C(=O)OO</chem>
C5e_O7_2OH	5	8	9	0	<chem>O=C(O)C(OO)C(O)C(O)C(OO)=O</chem>
BZo_O5_O	6	6	6	0	<chem>O=CC(=O)C(O)C1OC1C(O)=O</chem>
BZo_O7_O	6	6	8	0	<chem>O=C(O)C(=O)C(O)C1OC1C(OO)=O</chem>
BZo_O9_O	6	6	10	0	<chem>O=C(OO)C(O)C(O)C(=O)C(=O)C(=O)OO</chem>
BZeo_O4_O	6	6	5	0	<chem>O=C1C2OC2C3OOC1C3(O)</chem>
BZeo_O6_O	6	6	7	0	<chem>O=C=CC(OO)C(=O)C(O)C(=O)O</chem>
BZeo_O8_O	6	6	9	0	<chem>O=C(O)C(=O)C(=O)CC(OO)C(=O)OO</chem>
C5e_O4_O	5	6	5	0	<chem>O=CC(=O)C(O)C(O)C=O</chem>
C5_O5_O	5	6	6	0	<chem>OOC=CC(=O)C(O)C(=O)O</chem>
C5e_O6_O	5	6	7	0	<chem>O=CC(OO)C(=O)C(O)C(O)=O</chem>
C5_O7_O	5	6	8	0	<chem>O=C(O)C(=O)C(O)C(O)C(=O)OO</chem>
C5e_O8_O	5	6	9	0	<chem>O=C(O)C(OO)C(=O)C(O)C(OO)=O</chem>
BZouni_O6_O	6	6	7	0	<chem>O=CC(=O)C(O)C1OC1C(OO)=O</chem>
BZouni_O8_O	6	6	9	0	<chem>O=C(OO)C(=O)C(O)C1OC1C(OO)=O</chem>
BZouni_O10_O	6	6	11	0	<chem>O=C(OO)C(=O)C(O)C(=O)C(OO)C(=O)OO</chem>
BZeouni_O5_O	6	6	6	0	<chem>OOC1C2OC2C3OOC1C3(=O)</chem>
BZeouni_O7_O	6	6	8	0	<chem>O=C=CC(OO)C(=O)C(O)C(=O)OO</chem>
BZeouni_O9_O	6	6	10	0	<chem>O=C(OO)C(=O)C(=O)CC(OO)C(=O)OO</chem>

C5euni_05_O	5	6	6	0	O=CC(OO)C(=O)C(O)C=O
C5uni_06_O	5	6	7	0	OOC=CC(=O)C(O)C(=O)OO
C5euni_07_O	5	6	8	0	O=CC(OO)C(=O)C(O)C(OO)=O
C5uni_08_O	5	6	9	0	O=C(OO)C(=O)C(O)C(O)C(=O)OO
C5euni_09_O	5	6	10	0	O=C(OO)C(OO)C(=O)C(O)C(OO)=O
BZo_RO_06	6	7	6	0	O=CC(O)C(O)C1OC1C([O])=O
BZo_RO_08	6	7	8	0	O=C([O])C(O)C(O)C1OC1C(OO)=O
BZo_RO_010	6	7	10	0	O=C(OO)C(O)C(O)C(=O)C([O])C(=O)OO
BZeo_RO_05	6	7	5	0	[O]C1C2OC2C3OOC1C3(O)
BZeo_RO_07	6	7	7	0	O=C=CC(OO)C(O)C(O)C(=O)[O]
BZeo_RO_09	6	7	9	0	O=C([O])C(O)C(=O)CC(OO)C(=O)OO
BZo06_BZo06	12	14	12	0	O=CC(O)C(O)C1OC1C(=O)(OO(C(=O)C1OC1C(O)C(O)C=O))
BZo06_BZo08	12	14	14	0	O=CC(O)C(O)C1OC1C(=O)(OO(C(C(O)C(O)C1OC1C(OO)=O)=O))
BZo06_BZo010	12	14	16	0	O=CC(O)C(O)C1OC1C(=O)(OO(C(C(=O)OO)C(=O)C(O)C(O)C(OO)=O))
BZo06_BZeo05	12	14	11	0	O=CC(O)C(O)C1OC1C(=O)(OOC1C2OC2C3OOC1C3(O))
BZo06_BZeo07	12	14	13	0	O=CC(O)C(O)C1OC1C(=O)(OO(C(=O)C(O)C(O)C(OO)C=C=O))
BZo06_BZeo09	12	14	15	0	O=CC(O)C(O)C1OC1C(=O)(OO(C(C(O)C(=O)CC(OO)C(=O)OO)=O))
BZo06_C5e05	11	14	11	0	O=CC(O)C(O)C1OC1C(=O)(OO(C(C(O)C(O)C=O)C=O))
BZo06_C5O6	11	14	12	0	O=CC(O)C(O)C1OC1C(=O)(OO(C(=O)C(O)C(O)C=COO))
BZo06_C5e07	11	14	13	0	O=CC(O)C(O)C1OC1C(=O)(OO(C(=O)C(O)C(O)C(OO)C=O))
BZo06_C5O8	11	14	14	0	O=CC(O)C(O)C1OC1C(=O)(OO(C(C(O)C(O)C(O)C(=O)OO)=O))
BZo06_C5e09	11	14	15	0	O=CC(O)C(O)C1OC1C(=O)(OO(C(C(OO)C(O)C(O)C(OO)=O)=O))
BZo06_BZBI	12	14	10	0	O=CC(O)C(O)C1OC1C(=O)(OOC1C=CC2OOC1C2O)
BZo06_BZMUa	12	12	10	0	O=CC(O)C(O)C1OC1C(=O)(OOC(=O)C1OC1C=CC=O)
BZo06_BZMUb	12	14	11	0	O=CC(O)C(O)C1OC1C(=O)(OO(C(C1OC1C=O)C(O)C=O))
BZo06_C5DI	11	12	9	0	O=CC(O)C(O)C1OC1C(=O)(OO(C(C=O)C=CC=O))
BZo06_NPHa	12	13	13	1	O=CC(O)C(O)C1OC1C(=O)(OOC1(O)C=CC2OOC1C2ON(=O)=O)
BZo06_PHEN	12	14	11	0	O=CC(O)C(O)C1OC1C(=O)(OOC1(O)C=CC2OOC1C2O)
BZo06_MALa	10	10	9	0	O=CC(O)C(O)C1OC1C(=O)(OOC(=O)C=CC=O)
BZo06_EPX	10	10	10	0	O=CC(O)C(O)C1OC1C(=O)(OOC(=O)C1OC1C=O)
BZo06_C3DI	9	10	9	0	O=CC(O)C(O)C1OC1C(=O)(OOC(C=O)C=O)
BZo06_MALb	10	12	10	0	O=CC(O)C(O)C1OC1C(=O)(OOC(C=O)C(O)C=O)
BZo06_C6a	12	12	7	0	O=CC(O)C(O)C1OC1C(=O)(OOc1cccc1)
BZo06_NBZa	10	11	12	1	O=CC(O)C(O)C1OC1C(=O)(OOC1C(=O)OCC1ON(=O)=O)
BZo06_BZFU	10	12	10	0	O=CC(O)C(O)C1OC1C(=O)(OOC1C(O)COC1=O)
BZo06_C3a	9	10	10	0	O=CC(O)C(O)C1OC1C(=O)(OO(C(=O)C(C=O)O))
BZo06_CATE	12	12	8	0	O=CC(O)C(O)C1OC1C(=O)(OOc1cccc1O)
BZo06_C2a	8	8	9	0	O=CC(O)C(O)C1OC1C(=O)(OOC(=O)C=O)
BZo06_C2b	8	10	8	0	O=CC(O)C(O)C1OC1C(=O)(OOC=O)
BZo06_NPHb	12	11	9	1	O=CC(O)C(O)C1OC1C(=O)(OOc1cccc1N(=O)=O)
BZo06_NNC	12	12	16	2	O=CC(O)C(O)C1OC1C(=O)(OOC1(O)C(=CC2(OOC1C2ON(=O)=O)N(=O)=O)O)
BZo06_NCAT	12	13	14	1	O=CC(O)C(O)C1OC1C(=O)(OOC1(O)C(=CC2(OOC1C2O)N(=O)=O)O)
BZo06_NBZb	12	11	12	1	O=CC(O)C(O)C1OC1C(=O)(OOC1C(=O)C=CC(=O)C1ON(=O)=O)
BZo06_PBZ	12	12	10	0	O=CC(O)C(O)C1OC1C(=O)(OOC1C(=O)C=CC(=O)C1O)
BZo06_MALc	10	10	11	0	O=CC(O)C(O)C1OC1C(=O)(OOC1C(=O)OC(=O)C1O)
BZo06_NDN	12	11	17	3	O=CC(O)C(O)C1OC1C(=O)(OOC1(O)C(=CC2(OOC1C2ON(=O)=O)N(=O)=O)N(=O)=O)
BZo06_DNP	12	12	15	2	O=CC(O)C(O)C1OC1C(=O)(OOC1(O)C(=CC2(OOC1C2O)N(=O)=O)N(=O)=O)
BZo06_C2c	8	10	9	0	O=CC(O)C(O)C1OC1C(=O)(OO(C(=O)CO))
BZo06_C5a	12	12	11	0	O=CC(O)C(O)C1OC1C(=O)(OO(C(=O)C=CC(=O)C(C=O)O))
BZo06_C4a	11	10	10	0	O=CC(O)C(O)C1OC1C(=O)(OOC(=O)C=CC(=O)C=O)
BZo08_BZo08	12	14	16	0	O=C(OO(C(C(O)C(O)C1OC1C(OO)=O)=O))C(O)C(O)C1OC1C(OO)=O
BZo08_BZo010	12	14	18	0	O=C(OO(C(C(=O)OO)C(=O)C(O)C(O)C(OO)=O))C(O)C(O)C1OC1C(OO)=O
BZo08_BZeo05	12	14	13	0	O=C(OOC1C2OC2C3OOC1C3(O))C(O)C(O)C1OC1C(OO)=O
BZo08_BZeo07	12	14	15	0	O=C(OO(C(=O)C(O)C(O)C(O)C=C=O))C(O)C(O)C1OC1C(OO)=O
BZo08_BZeo09	12	14	17	0	O=C(OO(C(C(O)C(=O)CC(OO)C(=O)OO)=O))C(O)C(O)C1OC1C(OO)=O
BZo08_C5e05	11	14	13	0	O=C(OO(C(C(O)C(O)C=O)C=O))C(O)C(O)C1OC1C(OO)=O
BZo08_C5O6	11	14	14	0	O=C(OO(C(=O)C(O)C(O)C=COO))C(O)C(O)C1OC1C(OO)=O
BZo08_C5e07	11	14	15	0	O=C(OO(C(=O)C(O)C(O)C(OO)C=O))C(O)C(O)C1OC1C(OO)=O
BZo08_C5O8	11	14	16	0	O=C(OO(C(C(O)C(O)C(=O)OO)=O))C(O)C(O)C1OC1C(OO)=O
BZo08_C5e09	11	14	17	0	O=C(OO(C(C(OO)C(O)C(O)C(OO)=O))C(O)C(O)C1OC1C(OO)=O
BZo08_BZBI	12	14	12	0	O=C(OOC1C=CC2OOC1C2O)C(O)C(O)C1OC1C(OO)=O
BZo08_BZMUa	12	12	12	0	O=C(OOC(=O)C1OC1C=CC=O)C(O)C(O)C1OC1C(OO)=O
BZo08_BZMUb	12	14	13	0	O=C(OO(C(C1OC1C=O)C(O)C=O))C(O)C(O)C1OC1C(OO)=O
BZo08_C5DI	11	12	11	0	O=C(OO(C(C=O)C=CC=O))C(O)C(O)C1OC1C(OO)=O
BZo08_NPHa	12	13	15	1	O=C(OOC1(O)C=CC2OOC1C2ON(=O)=O)C(O)C(O)C1OC1C(OO)=O
BZo08_PHEN	12	14	13	0	O=C(OOC1(O)C=CC2OOC1C2O)C(O)C(O)C1OC1C(OO)=O
BZo08_MALa	10	10	11	0	O=C(OOC(=O)C=CC=O)C(O)C(O)C1OC1C(OO)=O
BZo08_EPX	10	10	12	0	O=C(OOC(=O)C1OC1C=O)C(O)C(O)C1OC1C(OO)=O
BZo08_C3DI	9	10	11	0	O=C(OOC(C=O)C=O)C(O)C(O)C1OC1C(OO)=O
BZo08_MALb	10	12	12	0	O=C(OOC(C=O)C(O)C=O)C(O)C(O)C1OC1C(OO)=O
BZo08_C6a	12	12	9	0	O=C(OOC1cccc1)C(O)C(O)C1OC1C(OO)=O
BZo08_NBZa	10	11	14	1	O=C(OOC1C(=O)OCC1ON(=O)=O)C(O)C(O)C1OC1C(OO)=O
BZo08_BZFU	10	12	12	0	O=C(OOC1C(O)COC1=O)C(O)C(O)C1OC1C(OO)=O
BZo08_C3a	9	10	12	0	O=C(OO(C(=O)C(C=O)O))C(O)C(O)C1OC1C(OO)=O
BZo08_CATE	12	12	10	0	O=C(OOC1cccc1O)C(O)C(O)C1OC1C(OO)=O

BZo08_C2a	8	8	11	0	O=C(OOC(=O)C(=O)C(O)C(O)C1OC1C(OO)=O
BZo08_C2b	8	10	10	0	O=C(OOCC=O)C(O)C(O)C1OC1C(OO)=O
BZo08_NPHb	12	11	11	1	O=C(OOC1cccc1N(=O)=O)C(O)C(O)C1OC1C(OO)=O
BZo08_NNC	12	12	18	2	O=C(OOC1(O)C(=CC2(OOC1C2ON(=O)=O)N(=O)=O)O)C(O)C(O)C1OC1C(OO)=O
BZo08_NCAT	12	13	16	1	O=C(OOC1(O)C(=CC2(OOC1C2O)N(=O)=O)O)C(O)C(O)C1OC1C(OO)=O
BZo08_NBZb	12	11	14	1	O=C(OOC1C(=O)C=CC(=O)C1ON(=O)=O)C(O)C(O)C1OC1C(OO)=O
BZo08_PBZ	12	12	12	0	O=C(OOC1C(=O)C=CC(=O)C1O)C(O)C(O)C1OC1C(OO)=O
BZo08_MALc	10	10	13	0	O=C(OOC1C(=O)OC(=O)C1O)C(O)C(O)C1OC1C(OO)=O
BZo08_NDN	12	11	19	3	O=C(OOC1(O)C(=CC2(OOC1C2ON(=O)=O)N(=O)=O)N(=O)=O)C(O)C(O)C1OC1C(OO)=O
BZo08_DNP	12	12	17	2	O=C(OOC1(O)C(=CC2(OOC1C2O)N(=O)=O)N(=O)=O)C(O)C(O)C1OC1C(OO)=O
BZo08_C2c	8	10	11	0	O=C(OOC(=O)CO)C(O)C(O)C1OC1C(OO)=O
BZo08_C5a	12	12	13	0	O=C(OOC(=O)C=CC(=O)C(C=O)O)C(O)C(O)C1OC1C(OO)=O
BZo08_C4a	11	10	12	0	O=C(OOC(=O)C=CC(=O)C(=O)C(O)C(O)C1OC1C(OO)=O
BZo010_BZo010	12	14	20	0	O=C(OOC(O)C(O)C(O)C(=O)C(OOC(C(=O)OO)C(=O)C(O)C(O)C(OO)=O))C(=O)OO
BZo010_BZeo05	12	14	15	0	O=C(OOC(O)C(O)C(O)C(=O)C(OOC1C2OC2C3OOC1C3(O))C(=O)OO
BZo010_BZeo07	12	14	17	0	O=C(OOC(O)C(O)C(O)C(=O)C(OOC(C(=O)C(O)C(O)C(OO)C=C=O))C(=O)OO
BZo010_BZeo09	12	14	19	0	O=C(OOC(O)C(O)C(O)C(=O)C(OOC(C(C(O)C(=O)CC(OO)C(=O)OO)=O))C(=O)OO
BZo010_C5e05	11	14	15	0	O=C(OOC(O)C(O)C(O)C(=O)C(OOC(C(C(O)C(O)C(=O)C(=O)C(=O)OO)C(=O)OO
BZo010_C5O6	11	14	16	0	O=C(OOC(O)C(O)C(O)C(=O)C(OOC(C(=O)C(O)C(O)C=COO))C(=O)OO
BZo010_C5e07	11	14	17	0	O=C(OOC(O)C(O)C(O)C(=O)C(OOC(C(=O)C(O)C(O)C(OO)C=O))C(=O)OO
BZo010_C5O8	11	14	18	0	O=C(OOC(O)C(O)C(O)C(=O)C(OOC(C(C(O)C(O)C(O)C(=O)OO)=O))C(=O)OO
BZo010_C5e09	11	14	19	0	O=C(OOC(O)C(O)C(O)C(=O)C(OOC(C(OO)C(O)C(O)C(OO)=O)=O))C(=O)OO
BZo010_BZBI	12	14	14	0	O=C(OOC(O)C(O)C(O)C(=O)C(OOC1C=CC2OOC1C2O)C(=O)OO
BZo010_BZMUa	12	12	14	0	O=C(OOC(O)C(O)C(O)C(=O)C(OOC(=O)C1OC1C=CC=O)C(=O)OO
BZo010_BZMUb	12	14	15	0	O=C(OOC(O)C(O)C(O)C(=O)C(OOC(C1OC1C=O)C(O)C=O))C(=O)OO
BZo010_C5DI	11	12	13	0	O=C(OOC(O)C(O)C(O)C(=O)C(OOC(C(=O)C=CC=O))C(=O)OO
BZo010_NPHa	12	13	17	1	O=C(OOC(O)C(O)C(O)C(=O)C(OOC1(O)C=CC2OOC1C2ON(=O)=O)C(=O)OO
BZo010_PHEN	12	14	15	0	O=C(OOC(O)C(O)C(O)C(=O)C(OOC1(O)C=CC2OOC1C2O)C(=O)OO
BZo010_MALa	10	10	13	0	O=C(OOC(O)C(O)C(O)C(=O)C(OOC(=O)C=CC=O)C(=O)OO
BZo010_EPX	10	10	14	0	O=C(OOC(O)C(O)C(O)C(=O)C(OOC(=O)C1OC1C=O)C(=O)OO
BZo010_C3DI	9	10	13	0	O=C(OOC(O)C(O)C(O)C(=O)C(OOC(C=O)C=O)C(=O)OO
BZo010_MALb	10	12	14	0	O=C(OOC(O)C(O)C(O)C(=O)C(OOC(C=O)C(O)C=O)C(=O)OO
BZo010_C6a	12	12	11	0	O=C(OOC(O)C(O)C(O)C(=O)C(OOC1cccc1)C(=O)OO
BZo010_NBZa	10	11	16	1	O=C(OOC(O)C(O)C(O)C(=O)C(OOC1C(=O)OCC1ON(=O)=O)C(=O)OO
BZo010_BZFU	10	12	14	0	O=C(OOC(O)C(O)C(O)C(=O)C(OOC1C(O)COC1=O)C(=O)OO
BZo010_C3a	9	10	14	0	O=C(OOC(O)C(O)C(O)C(=O)C(OOC(C(=O)C(C=O)O))C(=O)OO
BZo010_CATE	12	12	12	0	O=C(OOC(O)C(O)C(O)C(=O)C(OOC1cccc1O)C(=O)OO
BZo010_C2a	8	8	13	0	O=C(OOC(O)C(O)C(O)C(=O)C(OOC(=O)C=O)C(=O)OO
BZo010_C2b	8	10	12	0	O=C(OOC(O)C(O)C(O)C(=O)C(OOCC=O)C(=O)OO
BZo010_NPHb	12	11	13	1	O=C(OOC(O)C(O)C(O)C(=O)C(OOC1cccc1N(=O)=O)C(=O)OO
BZo010_NNC	12	12	20	2	O=C(OOC(O)C(O)C(O)C(=O)C(OOC1(O)C(=CC2(OOC1C2ON(=O)=O)N(=O)=O)O)C(=O)OO
BZo010_NCAT	12	13	18	1	O=C(OOC(O)C(O)C(O)C(=O)C(OOC1(O)C(=CC2(OOC1C2O)N(=O)=O)O)C(=O)OO
BZo010_NBZb	12	11	16	1	O=C(OOC(O)C(O)C(O)C(=O)C(OOC1C(=O)C=CC(=O)C1ON(=O)=O)C(=O)OO
BZo010_PBZ	12	12	14	0	O=C(OOC(O)C(O)C(O)C(=O)C(OOC1C(=O)C=CC(=O)C1O)C(=O)OO
BZo010_MALc	10	10	15	0	O=C(OOC(O)C(O)C(O)C(=O)C(OOC1C(=O)OC(=O)C1O)C(=O)OO
BZo010_NDN	12	11	21	3	O=C(OOC(O)C(O)C(O)C(=O)C(OOC1(O)C(=CC2(OOC1C2ON(=O)=O)N(=O)=O)N(=O)=O)C(=O)OO
BZo010_DNP	12	12	19	2	O=C(OOC(O)C(O)C(O)C(=O)C(OOC1(O)C(=CC2(OOC1C2O)N(=O)=O)N(=O)=O)C(=O)OO
BZo010_C2c	8	10	13	0	O=C(OOC(O)C(O)C(O)C(=O)C(OOC(C(=O)CO)C(=O)OO
BZo010_C5a	12	12	15	0	O=C(OOC(O)C(O)C(O)C(=O)C(OOC(C(=O)C=CC(=O)C(C=O)O))C(=O)OO
BZo010_C4a	11	10	14	0	O=C(OOC(O)C(O)C(O)C(=O)C(OOC(=O)C=CC(=O)C=O)C(=O)OO
BZeo05_BZeo05	12	14	10	0	O(C1C2OC2C3OOC1C3(O))OC1C2OC2C3OOC1C3(O)
BZeo05_BZeo07	12	14	12	0	O=C=CC(OO)C(O)C(O)C(=O)(OOC1C2OC2C3OOC1C3(O))
BZeo05_BZeo09	12	14	14	0	O=C(OOC1C2OC2C3OOC1C3(O))C(O)C(=O)CC(OO)C(=O)OO
BZeo05_C5e05	11	14	10	0	O=CC(OOC1C2OC2C3OOC1C3(O))C(O)C(O)C=O
BZeo05_C5O6	11	14	11	0	OOC=CC(O)C(O)C(=O)(OOC1C2OC2C3OOC1C3(O))
BZeo05_C5e07	11	14	12	0	O=CC(OO)C(O)C(O)C(=O)(OOC1C2OC2C3OOC1C3(O))
BZeo05_C5O8	11	14	13	0	O=C(OOC1C2OC2C3OOC1C3(O))C(O)C(O)C(O)C(=O)OO
BZeo05_C5e09	11	14	14	0	O=C(OOC1C2OC2C3OOC1C3(O))C(OO)C(O)C(O)C(OO)=O
BZeo05_BZBI	12	14	9	0	O(C1C2OC2C3OOC1C3(O))OC1C=CC2OOC1C2O
BZeo05_BZMUa	12	12	9	0	O(C1C2OC2C3OOC1C3(O))OC(=O)C1OC1C=CC=O
BZeo05_BZMUb	12	14	10	0	O=CC(O)C(OOC1C2OC2C3OOC1C3(O))C1OC1C=O
BZeo05_C5DI	11	12	8	0	O=CC=CC(OOC1C2OC2C3OOC1C3(O))C=O
BZeo05_NPHa	12	13	12	1	O(C1C2OC2C3OOC1C3(O))OC1(O)C(=CC2OOC1C2ON(=O)=O)
BZeo05_PHEN	12	14	10	0	O(C1C2OC2C3OOC1C3(O))OC1(O)C(=CC2OOC1C2O
BZeo05_MALa	10	10	8	0	O(C1C2OC2C3OOC1C3(O))OC(=O)C=CC=O
BZeo05_EPX	10	10	9	0	O(C1C2OC2C3OOC1C3(O))OC(=O)C1OC1C=O
BZeo05_C3DI	9	10	8	0	O(C1C2OC2C3OOC1C3(O))OC(C=O)C=O
BZeo05_MALb	10	12	9	0	O(C1C2OC2C3OOC1C3(O))OC(C=O)C(O)C=O
BZeo05_C6a	12	12	6	0	O(C1C2OC2C3OOC1C3(O))Oc1cccc1
BZeo05_NBZa	10	11	11	1	O(C1C2OC2C3OOC1C3(O))OC1C(=O)OCC1ON(=O)=O
BZeo05_BZFU	10	12	9	0	O(C1C2OC2C3OOC1C3(O))OC1C(O)COC1=O
BZeo05_C3a	9	10	9	0	OC(C=O)C(=O)(OOC1C2OC2C3OOC1C3(O))
BZeo05_CATE	12	12	7	0	O(C1C2OC2C3OOC1C3(O))Oc1cccc1O
BZeo05_C2a	8	8	8	0	O(C1C2OC2C3OOC1C3(O))OC(=O)C=O
BZeo05_C2b	8	10	7	0	O(C1C2OC2C3OOC1C3(O))OCC=O

BZeo05_NPHb	12	11	8	1	O(C1C2OC2C3OOC1C3(O))Oc1ccccc1N(=O)=O
BZeo05_NNC	12	12	15	2	O(C1C2OC2C3OOC1C3(O))OC1(O)C(=CC2(OOC1C2ON(=O)=O)N(=O)=O)O
BZeo05_NCAT	12	13	13	1	O(C1C2OC2C3OOC1C3(O))OC1(O)C(=CC2(OOC1C2O)N(=O)=O)O
BZeo05_NBZb	12	11	11	1	O(C1C2OC2C3OOC1C3(O))OC1C(=O)C=CC(=O)C1ON(=O)=O
BZeo05_PBZ	12	12	9	0	O(C1C2OC2C3OOC1C3(O))OC1C(=O)C=CC(=O)C1O
BZeo05_MALc	10	10	10	0	O(C1C2OC2C3OOC1C3(O))OC1C(=O)OC(=O)C1O
BZeo05_NDN	12	11	16	3	O(C1C2OC2C3OOC1C3(O))OC1(O)C(=CC2(OOC1C2ON(=O)=O)N(=O)=O)N(=O)=O
BZeo05_DNP	12	12	14	2	O(C1C2OC2C3OOC1C3(O))OC1(O)C(=CC2(OOC1C2O)N(=O)=O)N(=O)=O
BZeo05_C2c	8	10	8	0	OCC(=O)(OOC1C2OC2C3OOC1C3(O))
BZeo05_C5a	12	12	10	0	OC(C=O)C(=O)C=CC(=O)(OOC1C2OC2C3OOC1C3(O))
BZeo05_C4a	11	10	9	0	O(C1C2OC2C3OOC1C3(O))OC(=O)C=CC(=O)C=O
BZeo07_BZeo07	12	14	14	0	O=C=CC(OO)C(O)C(O)C(=O)(OO(C(=O)C(O)C(O)C(O)C(O)C=O))
BZeo07_BZeo09	12	14	16	0	O=C=CC(OO)C(O)C(O)C(=O)(OO(C(C(O)C(=O)CC(OO)C(=O)OO)=O))
BZeo07_C5e05	11	14	12	0	O=C=CC(OO)C(O)C(O)C(=O)(OO(C(C(O)C(O)C=O)C=O))
BZeo07_C5O6	11	14	13	0	O=C=CC(OO)C(O)C(O)C(=O)(OO(C(=O)C(O)C(O)C=CO))
BZeo07_C5e07	11	14	14	0	O=C=CC(OO)C(O)C(O)C(=O)(OO(C(=O)C(O)C(O)C(OO)C=O))
BZeo07_C5O8	11	14	15	0	O=C=CC(OO)C(O)C(O)C(=O)(OO(C(C(O)C(O)C(O)C(=O)OO)=O))
BZeo07_C5e09	11	14	16	0	O=C=CC(OO)C(O)C(O)C(=O)(OO(C(C(OO)C(O)C(O)C(OO)=O)=O))
BZeo07_BZBI	12	14	11	0	O=C=CC(OO)C(O)C(O)C(=O)(OOC1C=CC2OOC1C2O)
BZeo07_BZMuA	12	12	11	0	O=C=CC(OO)C(O)C(O)C(=O)(OOC(=O)C1OC1C=CC=O)
BZeo07_BZMuB	12	14	12	0	O=C=CC(OO)C(O)C(O)C(=O)(OO(C(C1OC1C=O)C(O)C=O))
BZeo07_C5DI	11	12	10	0	O=C=CC(OO)C(O)C(O)C(=O)(OO(C(C=O)C=CC=O))
BZeo07_NPHa	12	13	14	1	O=C=CC(OO)C(O)C(O)C(=O)(OOC1(O)C=CC2OOC1C2ON(=O)=O)
BZeo07_PHEN	12	14	12	0	O=C=CC(OO)C(O)C(O)C(=O)(OOC1(O)C=CC2OOC1C2O)
BZeo07_MALa	10	10	10	0	O=C=CC(OO)C(O)C(O)C(=O)(OOC(=O)C=CC=O)
BZeo07_EPX	10	10	11	0	O=C=CC(OO)C(O)C(O)C(=O)(OOC(=O)C1OC1C=O)
BZeo07_C3DI	9	10	10	0	O=C=CC(OO)C(O)C(O)C(=O)(OOC(C=O)C=O)
BZeo07_MALb	10	12	11	0	O=C=CC(OO)C(O)C(O)C(=O)(OOC(C=O)C(O)C=O)
BZeo07_C6a	12	12	8	0	O=C=CC(OO)C(O)C(O)C(=O)(Ooc1ccccc1)
BZeo07_NBZa	10	11	13	1	O=C=CC(OO)C(O)C(O)C(=O)(OOC1C(=O)OCC1ON(=O)=O)
BZeo07_BZFU	10	12	11	0	O=C=CC(OO)C(O)C(O)C(=O)(OOC1C(O)COC1=O)
BZeo07_C3a	9	10	11	0	O=C=CC(OO)C(O)C(O)C(=O)(OO(C(=O)C(C=O)O))
BZeo07_CATE	12	12	9	0	O=C=CC(OO)C(O)C(O)C(=O)(Ooc1ccccc1O)
BZeo07_C2a	8	8	10	0	O=C=CC(OO)C(O)C(O)C(=O)(OOC(=O)C=O)
BZeo07_C2b	8	10	9	0	O=C=CC(OO)C(O)C(O)C(=O)(OOC(=O)C=O)
BZeo07_NPHb	12	11	10	1	O=C=CC(OO)C(O)C(O)C(=O)(Ooc1ccccc1N(=O)=O)
BZeo07_NNC	12	12	17	2	O=C=CC(OO)C(O)C(O)C(=O)(OOC1(O)C(=CC2(OOC1C2ON(=O)=O)N(=O)=O)O)
BZeo07_NCAT	12	13	15	1	O=C=CC(OO)C(O)C(O)C(=O)(OOC1(O)C(=CC2(OOC1C2O)N(=O)=O)O)
BZeo07_NBZb	12	11	13	1	O=C=CC(OO)C(O)C(O)C(=O)(OOC1C(=O)C=CC(=O)C1ON(=O)=O)
BZeo07_PBZ	12	12	11	0	O=C=CC(OO)C(O)C(O)C(=O)(OOC1C(=O)C=CC(=O)C1O)
BZeo07_MALc	10	10	12	0	O=C=CC(OO)C(O)C(O)C(=O)(OOC1C(=O)OC(=O)C1O)
BZeo07_NDN	12	11	18	3	O=C=CC(OO)C(O)C(O)C(=O)(OOC1(O)C(=CC2(OOC1C2ON(=O)=O)N(=O)=O)N(=O)=O)
BZeo07_DNP	12	12	16	2	O=C=CC(OO)C(O)C(O)C(=O)(OOC1(O)C(=CC2(OOC1C2O)N(=O)=O)N(=O)=O)
BZeo07_C2c	8	10	10	0	O=C=CC(OO)C(O)C(O)C(=O)(OO(C(=O)CO))
BZeo07_C5a	12	12	12	0	O=C=CC(OO)C(O)C(O)C(=O)(OO(C(=O)C=CC(=O)C(C=O)O))
BZeo07_C4a	11	10	11	0	O=C=CC(OO)C(O)C(O)C(=O)(OOC(=O)C=CC(=O)C=O)
BZeo09_BZeo09	12	14	18	0	O=C(OO(C(C(O)C(=O)CC(OO)C(=O)OO)=O))C(O)C(=O)CC(OO)C(=O)OO
BZeo09_C5e05	11	14	14	0	O=C(OO(C(C(O)C(O)C(=O)C=O))C(O)C(=O)CC(OO)C(=O)OO
BZeo09_C5O6	11	14	15	0	O=C(OO(C(=O)C(O)C(O)C=CO))C(O)C(=O)CC(OO)C(=O)OO
BZeo09_C5e07	11	14	16	0	O=C(OO(C(=O)C(O)C(O)C(OO)C=O))C(O)C(=O)CC(OO)C(=O)OO
BZeo09_C5O8	11	14	17	0	O=C(OO(C(C(O)C(O)C(O)C(=O)OO)=O))C(O)C(=O)CC(OO)C(=O)OO
BZeo09_C5e09	11	14	18	0	O=C(OO(C(C(OO)C(O)C(O)C(OO)=O)=O))C(O)C(=O)CC(OO)C(=O)OO
BZeo09_BZBI	12	14	13	0	O=C(OOC1C=CC2OOC1C2O)C(O)C(=O)CC(OO)C(=O)OO
BZeo09_BZMuA	12	12	13	0	O=C(OOC(=O)C1OC1C=CC=O)C(O)C(=O)CC(OO)C(=O)OO
BZeo09_BZMuB	12	14	14	0	O=C(OO(C(C1OC1C=O)C(O)C=O))C(O)C(=O)CC(OO)C(=O)OO
BZeo09_C5DI	11	12	12	0	O=C(OO(C(C=O)C=CC=O))C(O)C(=O)CC(OO)C(=O)OO
BZeo09_NPHa	12	13	16	1	O=C(OOC1(O)C=CC2OOC1C2ON(=O)=O)C(O)C(=O)CC(OO)C(=O)OO
BZeo09_PHEN	12	14	14	0	O=C(OOC1(O)C=CC2OOC1C2O)C(O)C(=O)CC(OO)C(=O)OO
BZeo09_MALa	10	10	12	0	O=C(OOC(=O)C=CC=O)C(O)C(=O)CC(OO)C(=O)OO
BZeo09_EPX	10	10	13	0	O=C(OOC(=O)C1OC1C=O)C(O)C(=O)CC(OO)C(=O)OO
BZeo09_C3DI	9	10	12	0	O=C(OOC(C=O)C=O)C(O)C(=O)CC(OO)C(=O)OO
BZeo09_MALb	10	12	13	0	O=C(OOC(C=O)C(O)C=O)C(O)C(=O)CC(OO)C(=O)OO
BZeo09_C6a	12	12	10	0	O=C(Ooc1ccccc1)C(O)C(=O)CC(OO)C(=O)OO
BZeo09_NBZa	10	11	15	1	O=C(OOC1C(=O)OCC1ON(=O)=O)C(O)C(=O)CC(OO)C(=O)OO
BZeo09_BZFU	10	12	13	0	O=C(OOC1C(O)COC1=O)C(O)C(=O)CC(OO)C(=O)OO
BZeo09_C3a	9	10	13	0	O=C(OO(C(=O)C(C=O)O))C(O)C(=O)CC(OO)C(=O)OO
BZeo09_CATE	12	12	11	0	O=C(Ooc1ccccc1O)C(O)C(=O)CC(OO)C(=O)OO
BZeo09_C2a	8	8	12	0	O=C(OOC(=O)C=O)C(O)C(=O)CC(OO)C(=O)OO
BZeo09_C2b	8	10	11	0	O=C(OOCC=O)C(O)C(=O)CC(OO)C(=O)OO
BZeo09_NPHb	12	11	12	1	O=C(Ooc1ccccc1N(=O)=O)C(O)C(=O)CC(OO)C(=O)OO
BZeo09_NNC	12	12	19	2	O=C(OOC1(O)C(=CC2(OOC1C2ON(=O)=O)N(=O)=O)O)C(O)C(=O)CC(OO)C(=O)OO
BZeo09_NCAT	12	13	17	1	O=C(OOC1(O)C(=CC2(OOC1C2O)N(=O)=O)O)C(O)C(=O)CC(OO)C(=O)OO
BZeo09_NBZb	12	11	15	1	O=C(OOC1C(=O)C=CC(=O)C1ON(=O)=O)C(O)C(=O)CC(OO)C(=O)OO
BZeo09_PBZ	12	12	13	0	O=C(OOC1C(=O)C=CC(=O)C1O)C(O)C(=O)CC(OO)C(=O)OO
BZeo09_MALc	10	10	14	0	O=C(OOC1C(=O)OC(=O)C1O)C(O)C(=O)CC(OO)C(=O)OO

BZeo09_NDN	12	11	20	3	O=C(OOC1(O)C(=CC2(OOC1C2ON(=O)=O)N(=O)=O)N(=O)=O)C(O)C(=O)CC(OO)C(=O)OO
BZeo09_DNP	12	12	18	2	O=C(OOC1(O)C(=CC2(OOC1C2O)N(=O)=O)N(=O)=O)C(O)C(=O)CC(OO)C(=O)OO
BZeo09_C2c	8	10	12	0	O=C(OO(C(=O)CO))C(O)C(=O)CC(OO)C(=O)OO
BZeo09_C5a	12	12	14	0	O=C(OO(C(=O)C=CC(=O)C(=O)O))C(O)C(=O)CC(OO)C(=O)OO
BZeo09_C4a	11	10	13	0	O=C(OOC(=O)C=CC(=O)C=O)C(O)C(=O)CC(OO)C(=O)OO
C5e05_C5e05	10	14	10	0	O=CC(OO(C(C(O)C(O)C=O)C=O)C(O)C(O)C=O
C5e05_C5O6	10	14	11	0	O=CC(OO(C(=O)C(O)C(O)C=C(OO))C(O)C(O)C=O
C5e05_C5e07	10	14	12	0	O=CC(OO(C(=O)C(O)C(O)C(OO)C=O)C(O)C(O)C=O
C5e05_C5O8	10	14	13	0	O=CC(OO(C(C(O)C(O)C(O)C(=O)OO)=O)C(O)C(O)C=O
C5e05_C5e09	10	14	14	0	O=CC(OO(C(C(OO)C(O)C(O)C(OO)=O)=O)C(O)C(O)C=O
C5e05_BZBI	11	14	9	0	O=CC(OOC1C=CC2OOC1C2O)C(O)C(O)C=O
C5e05_BZMUa	11	12	9	0	O=CC(OOC(=O)C1OC1C=CC=O)C(O)C(O)C=O
C5e05_BZMUb	11	14	10	0	O=CC(OO(C(C1OC1C=O)C(O)C=O))C(O)C(O)C=O
C5e05_C5DI	10	12	8	0	O=CC(OO(C(C=O)C=CC=O)C(O)C(O)C=O
C5e05_NPHa	11	13	12	1	O=CC(OOC1(O)C=CC2OOC1C2ON(=O)=O)C(O)C(O)C=O
C5e05_PHEN	11	14	10	0	O=CC(OOC1(O)C=CC2OOC1C2O)C(O)C(O)C=O
C5e05_MALa	9	10	8	0	O=CC(OOC(=O)C=CC=O)C(O)C(O)C=O
C5e05_EPX	9	10	9	0	O=CC(OOC(=O)C1OC1C=O)C(O)C(O)C=O
C5e05_C3DI	8	10	8	0	O=CC(OOC(C=O)C=O)C(O)C(O)C=O
C5e05_MALb	9	12	9	0	O=CC(OOC(C=O)C(O)C=O)C(O)C(O)C=O
C5e05_C6a	11	12	6	0	O=CC(OOc1cccc1)C(O)C(O)C=O
C5e05_NBZa	9	11	11	1	O=CC(OOC1C(=O)OCC1ON(=O)=O)C(O)C(O)C=O
C5e05_BZFU	9	12	9	0	O=CC(OOC1C(O)COC1=O)C(O)C(O)C=O
C5e05_C3a	8	10	9	0	O=CC(OO(C(=O)C(C=O)O))C(O)C(O)C=O
C5e05_CATE	11	12	7	0	O=CC(OOc1cccc1O)C(O)C(O)C=O
C5e05_C2a	7	8	8	0	O=CC(OOC(=O)C=O)C(O)C(O)C=O
C5e05_C2b	7	10	7	0	O=CC(OOCC=O)C(O)C(O)C=O
C5e05_NPHb	11	11	8	1	O=CC(OOc1cccc1N(=O)=O)C(O)C(O)C=O
C5e05_NNC	11	12	15	2	O=CC(OOC1(O)C(=CC2(OOC1C2ON(=O)=O)N(=O)=O)O)C(O)C(O)C=O
C5e05_NCAT	11	13	13	1	O=CC(OOC1(O)C(=CC2(OOC1C2O)N(=O)=O)O)C(O)C(O)C=O
C5e05_NBZb	11	11	11	1	O=CC(OOC1C(=O)C=CC(=O)C1ON(=O)=O)C(O)C(O)C=O
C5e05_PBZ	11	12	9	0	O=CC(OOC1C(=O)C=CC(=O)C1O)C(O)C(O)C=O
C5e05_MALc	9	10	10	0	O=CC(OOC1C(=O)OC(=O)C1O)C(O)C(O)C=O
C5e05_NDN	11	11	16	3	O=CC(OOC1(O)C(=CC2(OOC1C2ON(=O)=O)N(=O)=O)N(=O)=O)C(O)C(O)C=O
C5e05_DNP	11	12	14	2	O=CC(OOC1(O)C(=CC2(OOC1C2O)N(=O)=O)N(=O)=O)C(O)C(O)C=O
C5e05_C2c	7	10	8	0	O=CC(OO(C(=O)CO))C(O)C(O)C=O
C5e05_C5a	11	12	10	0	O=CC(OO(C(=O)C=CC(=O)C(C=O)O))C(O)C(O)C=O
C5e05_C4a	10	10	9	0	O=CC(OOC(=O)C=CC(=O)C=O)C(O)C(O)C=O
C5O6_C5O6	10	14	12	0	OOC=CC(O)C(O)C(=O)(OO(C(=O)C(O)C(O)C=C(OO)))
C5O6_C5e07	10	14	13	0	OOC=CC(O)C(O)C(=O)(OO(C(=O)C(O)C(O)C(OO)C=O))
C5O6_C5O8	10	14	14	0	OOC=CC(O)C(O)C(=O)(OO(C(C(O)C(O)C(=O)OO)=O))
C5O6_C5e09	10	14	15	0	OOC=CC(O)C(O)C(=O)(OOC(C(OO)C(O)C(O)C(OO)=O))
C5O6_BZBI	11	14	10	0	OOC=CC(O)C(O)C(=O)(OOC1C=CC2OOC1C2O)
C5O6_BZMUa	11	12	10	0	OOC=CC(O)C(O)C(=O)(OOC(=O)C1OC1C=CC=O)
C5O6_BZMUb	11	14	11	0	OOC=CC(O)C(O)C(=O)(OO(C(C1OC1C=O)C(O)C=O))
C5O6_C5DI	10	12	9	0	OOC=CC(O)C(O)C(=O)(OOC(C=O)C=CC=O)
C5O6_NPHa	11	13	13	1	OOC=CC(O)C(O)C(=O)(OOC1(O)C=CC2OOC1C2ON(=O)=O)
C5O6_PHEN	11	14	11	0	OOC=CC(O)C(O)C(=O)(OOC1(O)C=CC2OOC1C2O)
C5O6_MALa	9	10	9	0	OOC=CC(O)C(O)C(=O)(OOC(=O)C=CC=O)
C5O6_EPX	9	10	10	0	OOC=CC(O)C(O)C(=O)(OOC(=O)C1OC1C=O)
C5O6_C3DI	8	10	9	0	OOC=CC(O)C(O)C(=O)(OOC(C=O)C=O)
C5O6_MALb	9	12	10	0	OOC=CC(O)C(O)C(=O)(OOC(C=O)C(O)C=O)
C5O6_C6a	11	12	7	0	OOC=CC(O)C(O)C(=O)(OOc1cccc1)
C5O6_NBZa	9	11	12	1	OOC=CC(O)C(O)C(=O)(OOC1C(=O)OCC1ON(=O)=O)
C5O6_BZFU	9	12	10	0	OOC=CC(O)C(O)C(=O)(OOC1C(O)COC1=O)
C5O6_C3a	8	10	10	0	OOC=CC(O)C(O)C(=O)(OO(C(=O)C(C=O)O))
C5O6_CATE	11	12	8	0	OOC=CC(O)C(O)C(=O)(OOc1cccc1O)
C5O6_C2a	7	8	9	0	OOC=CC(O)C(O)C(=O)(OOC(=O)C=O)
C5O6_C2b	7	10	8	0	OOC=CC(O)C(O)C(=O)(OOC=O)
C5O6_NPHb	11	11	9	1	OOC=CC(O)C(O)C(=O)(OOc1cccc1N(=O)=O)
C5O6_NNC	11	12	16	2	OOC=CC(O)C(O)C(=O)(OOC1(O)C(=CC2(OOC1C2ON(=O)=O)N(=O)=O)O)
C5O6_NCAT	11	13	14	1	OOC=CC(O)C(O)C(=O)(OOC1(O)C(=CC2(OOC1C2O)N(=O)=O)O)
C5O6_NBZb	11	11	12	1	OOC=CC(O)C(O)C(=O)(OOC1C(=O)C=CC(=O)C1ON(=O)=O)
C5O6_PBZ	11	12	10	0	OOC=CC(O)C(O)C(=O)(OOC1C(=O)C=CC(=O)C1O)
C5O6_MALc	9	10	11	0	OOC=CC(O)C(O)C(=O)(OOC1C(=O)OC(=O)C1O)
C5O6_NDN	11	11	17	3	OOC=CC(O)C(O)C(=O)(OOC1(O)C(=CC2(OOC1C2ON(=O)=O)N(=O)=O)N(=O)=O)
C5O6_DNP	11	12	15	2	OOC=CC(O)C(O)C(=O)(OOC1(O)C(=CC2(OOC1C2O)N(=O)=O)N(=O)=O)
C5O6_C2c	7	10	9	0	OOC=CC(O)C(O)C(=O)(OOC(C(=O)CO))
C5O6_C5a	11	12	11	0	OOC=CC(O)C(O)C(=O)(OO(C(=O)C=CC(=O)C(C=O)O))
C5O6_C4a	10	10	10	0	OOC=CC(O)C(O)C(=O)(OOC(=O)C=CC(=O)C=O)
C5e07_C5e07	10	14	14	0	O=CC(OO)C(O)C(O)C(=O)(OO(C(=O)C(O)C(O)C(OO)C=O))
C5e07_C5O8	10	14	15	0	O=CC(OO)C(O)C(O)C(=O)(OO(C(C(O)C(O)C(O)C(=O)OO)=O))
C5e07_C5e09	10	14	16	0	O=CC(OO)C(O)C(O)C(=O)(OO(C(C(OO)C(O)C(O)C(OO)=O))
C5e07_BZBI	11	14	11	0	O=CC(OO)C(O)C(O)C(=O)(OOC1C=CC2OOC1C2O)
C5e07_BZMUa	11	12	11	0	O=CC(OO)C(O)C(O)C(=O)(OOC(=O)C1OC1C=CC=O)

C5e07_BZMUb	11	14	12	0	O=CC(OO)C(O)C(O)C(=O)(OO(C(C1OC1C=O)C(O)C=O))
C5e07_C5DI	10	12	10	0	O=CC(OO)C(O)C(O)C(=O)(OO(C(C=O)C=CC=O))
C5e07_NPHa	11	13	14	1	O=CC(OO)C(O)C(O)C(=O)(OOC1(O)C=CC2OOC1C2ON(=O)=O)
C5e07_PHEN	11	14	12	0	O=CC(OO)C(O)C(O)C(=O)(OOC1(O)C=CC2OOC1C2O)
C5e07_MALa	9	10	10	0	O=CC(OO)C(O)C(O)C(=O)(OOC(=O)C=CC=O)
C5e07_EPX	9	10	11	0	O=CC(OO)C(O)C(O)C(=O)(OOC(=O)C1OC1C=O)
C5e07_C3DI	8	10	10	0	O=CC(OO)C(O)C(O)C(=O)(OOC(C=O)C=O)
C5e07_MALb	9	12	11	0	O=CC(OO)C(O)C(O)C(=O)(OOC(C=O)C(O)C=O)
C5e07_C6a	11	12	8	0	O=CC(OO)C(O)C(O)C(=O)(OOC1cccc1)
C5e07_NBZa	9	11	13	1	O=CC(OO)C(O)C(O)C(=O)(OOC1C(=O)OCC1ON(=O)=O)
C5e07_BZFU	9	12	11	0	O=CC(OO)C(O)C(O)C(=O)(OOC1C(O)COC1=O)
C5e07_C3a	8	10	11	0	O=CC(OO)C(O)C(O)C(=O)(OOC(C=O)C(C=O)O))
C5e07_CATE	11	12	9	0	O=CC(OO)C(O)C(O)C(=O)(OOC1cccc1O)
C5e07_C2a	7	8	10	0	O=CC(OO)C(O)C(O)C(=O)(OOC(=O)C=O)
C5e07_C2b	7	10	9	0	O=CC(OO)C(O)C(O)C(=O)(OOC=O)
C5e07_NPHb	11	11	10	1	O=CC(OO)C(O)C(O)C(=O)(OOC1cccc1N(=O)=O)
C5e07_NNC	11	12	17	2	O=CC(OO)C(O)C(O)C(=O)(OOC1(O)C(=CC2(OOC1C2ON(=O)=O)N(=O)=O)O)
C5e07_NCAT	11	13	15	1	O=CC(OO)C(O)C(O)C(=O)(OOC1(O)C(=CC2(OOC1C2O)N(=O)=O)O)
C5e07_NBZb	11	11	13	1	O=CC(OO)C(O)C(O)C(=O)(OOC1C(=O)C=CC(=O)C1ON(=O)=O)
C5e07_PBZ	11	12	11	0	O=CC(OO)C(O)C(O)C(=O)(OOC1C(=O)C=CC(=O)C1O)
C5e07_MALc	9	10	12	0	O=CC(OO)C(O)C(O)C(=O)(OOC1C(=O)OC(=O)C1O)
C5e07_NDN	11	11	18	3	O=CC(OO)C(O)C(O)C(=O)(OOC1(O)C(=CC2(OOC1C2ON(=O)=O)N(=O)=O)N(=O)=O)
C5e07_DNP	11	12	16	2	O=CC(OO)C(O)C(O)C(=O)(OOC1(O)C(=CC2(OOC1C2O)N(=O)=O)N(=O)=O)
C5e07_C2c	7	10	10	0	O=CC(OO)C(O)C(O)C(=O)(OOC(C=O)CO)
C5e07_C5a	11	12	12	0	O=CC(OO)C(O)C(O)C(=O)(OOC(C=O)C=CC(=O)C(C=O)O))
C5e07_C4a	10	10	11	0	O=CC(OO)C(O)C(O)C(=O)(OOC(=O)C=CC(=O)C=O)
C508_C5O8	10	14	16	0	O=C(OOC(C(C(O)C(O)C(O)C(=O)OO)=O))C(O)C(O)C(O)C(=O)OO
C508_C5eO9	10	14	17	0	O=C(OOC(C(OOC)C(O)C(O)C(OO)=O))C(O)C(O)C(O)C(=O)OO
C508_BZBI	11	14	12	0	O=C(OOC1C=CC2OOC1C2O)C(O)C(O)C(O)C(=O)OO
C508_BZMUa	11	12	12	0	O=C(OOC(=O)C1OC1C=CC=O)C(O)C(O)C(O)C(=O)OO
C508_BZMUb	11	14	13	0	O=C(OOC(C(C1OC1C=O)C(O)C=O))C(O)C(O)C(O)C(=O)OO
C508_C5DI	10	12	11	0	O=C(OOC(C(C=O)C=CC=O))C(O)C(O)C(O)C(=O)OO
C508_NPHa	11	13	15	1	O=C(OOC1(O)C=CC2OOC1C2ON(=O)=O)C(O)C(O)C(O)C(=O)OO
C508_PHEN	11	14	13	0	O=C(OOC1(O)C=CC2OOC1C2O)C(O)C(O)C(O)C(=O)OO
C508_MALa	9	10	11	0	O=C(OOC(=O)C=CC=O)C(O)C(O)C(O)C(=O)OO
C508_EPX	9	10	12	0	O=C(OOC(=O)C1OC1C=O)C(O)C(O)C(O)C(=O)OO
C508_C3DI	8	10	11	0	O=C(OOC(C=O)C=O)C(O)C(O)C(O)C(=O)OO
C508_MALb	9	12	12	0	O=C(OOC(C=O)C(O)C=O)C(O)C(O)C(O)C(=O)OO
C508_C6a	11	12	9	0	O=C(OOC1cccc1)C(O)C(O)C(O)C(=O)OO
C508_NBZa	9	11	14	1	O=C(OOC1C(=O)OCC1ON(=O)=O)C(O)C(O)C(O)C(=O)OO
C508_BZFU	9	12	12	0	O=C(OOC1C(O)COC1=O)C(O)C(O)C(O)C(=O)OO
C508_C3a	8	10	12	0	O=C(OOC(C(=O)C(C=O)O))C(O)C(O)C(O)C(=O)OO
C508_CATE	11	12	10	0	O=C(OOC1cccc1O)C(O)C(O)C(O)C(=O)OO
C508_C2a	7	8	11	0	O=C(OOC(=O)C=O)C(O)C(O)C(O)C(=O)OO
C508_C2b	7	10	10	0	O=C(OOCC=O)C(O)C(O)C(O)C(=O)OO
C508_NPHb	11	11	11	1	O=C(OOC1cccc1N(=O)=O)C(O)C(O)C(O)C(=O)OO
C508_NNC	11	12	18	2	O=C(OOC1(O)C(=CC2(OOC1C2ON(=O)=O)N(=O)=O)O)C(O)C(O)C(O)C(=O)OO
C508_NCAT	11	13	16	1	O=C(OOC1(O)C(=CC2(OOC1C2O)N(=O)=O)O)C(O)C(O)C(O)C(=O)OO
C508_NBZb	11	11	14	1	O=C(OOC1C(=O)C=CC(=O)C1ON(=O)=O)C(O)C(O)C(O)C(=O)OO
C508_PBZ	11	12	12	0	O=C(OOC1C(=O)C=CC(=O)C1O)C(O)C(O)C(O)C(=O)OO
C508_MALc	9	10	13	0	O=C(OOC1C(=O)OC(=O)C1O)C(O)C(O)C(O)C(=O)OO
C508_NDN	11	11	19	3	O=C(OOC1(O)C(=CC2(OOC1C2ON(=O)=O)N(=O)=O)N(=O)=O)C(O)C(O)C(O)C(=O)OO
C508_DNP	11	12	17	2	O=C(OOC1(O)C(=CC2(OOC1C2O)N(=O)=O)N(=O)=O)C(O)C(O)C(O)C(=O)OO
C508_C2c	7	10	11	0	O=C(OOC(C(=O)CO))C(O)C(O)C(O)C(=O)OO
C508_C5a	11	12	13	0	O=C(OOC(C(=O)C=CC(=O)C(C=O)O))C(O)C(O)C(O)C(=O)OO
C508_C4a	10	10	12	0	O=C(OOC(=O)C=CC(=O)C=O)C(O)C(O)C(O)C(=O)OO
C5e09_C5eO9	10	14	18	0	O=C(OOC(C(C(OOC)C(O)C(O)C(OO)=O))C(OO)C(O)C(O)C(OO)=O
C5e09_BZBI	11	14	13	0	O=C(OOC1C=CC2OOC1C2O)C(OO)C(O)C(O)C(OO)=O
C5e09_BZMUa	11	12	13	0	O=C(OOC(=O)C1OC1C=CC=O)C(OO)C(O)C(O)C(OO)=O
C5e09_BZMUb	11	14	14	0	O=C(OOC(C(C1OC1C=O)C(O)C=O))C(OO)C(O)C(O)C(OO)=O
C5e09_C5DI	10	12	12	0	O=C(OOC(C(C=O)C=CC=O))C(OO)C(O)C(O)C(OO)=O
C5e09_NPHa	11	13	16	1	O=C(OOC1(O)C=CC2OOC1C2ON(=O)=O)C(OO)C(O)C(O)C(OO)=O
C5e09_PHEN	11	14	14	0	O=C(OOC1(O)C=CC2OOC1C2O)C(OO)C(O)C(O)C(OO)=O
C5e09_MALa	9	10	12	0	O=C(OOC(=O)C=CC=O)C(OO)C(O)C(O)C(OO)=O
C5e09_EPX	9	10	13	0	O=C(OOC(=O)C1OC1C=O)C(OO)C(O)C(O)C(OO)=O
C5e09_C3DI	8	10	12	0	O=C(OOC(C=O)C=O)C(OO)C(O)C(O)C(OO)=O
C5e09_MALb	9	12	13	0	O=C(OOC(C=O)C(O)C=O)C(OO)C(O)C(O)C(OO)=O
C5e09_C6a	11	12	10	0	O=C(OOC1cccc1)C(OO)C(O)C(O)C(OO)=O
C5e09_NBZa	9	11	15	1	O=C(OOC1C(=O)OCC1ON(=O)=O)C(OO)C(O)C(O)C(OO)=O
C5e09_BZFU	9	12	13	0	O=C(OOC1C(O)COC1=O)C(OO)C(O)C(O)C(OO)=O
C5e09_C3a	8	10	13	0	O=C(OOC(C(=O)C(C=O)O))C(OO)C(O)C(O)C(OO)=O
C5e09_CATE	11	12	11	0	O=C(OOC1cccc1O)C(OO)C(O)C(O)C(OO)=O
C5e09_C2a	7	8	12	0	O=C(OOC(=O)C=O)C(OO)C(O)C(O)C(OO)=O
C5e09_C2b	7	10	11	0	O=C(OOCC=O)C(OO)C(O)C(O)C(OO)=O
C5e09_NPHb	11	11	12	1	O=C(OOC1cccc1N(=O)=O)C(OO)C(O)C(O)C(OO)=O

C5e09_NNC	11	12	19	2	O=C(OOC1(O)C(=CC2(OOC1C2ON(=O)=O)N(=O)=O)O)C(OO)C(O)C(O)C(OO)=O
C5e09_NCAT	11	13	17	1	O=C(OOC1(O)C(=CC2(OOC1C2O)N(=O)=O)O)C(OO)C(O)C(O)C(OO)=O
C5e09_NBZb	11	11	15	1	O=C(OOC1C(=O)C=CC(=O)C1ON(=O)=O)C(OO)C(O)C(O)C(OO)=O
C5e09_PBZ	11	12	13	0	O=C(OOC1C(=O)C=CC(=O)C1O)C(OO)C(O)C(O)C(OO)=O
C5e09_MALc	9	10	14	0	O=C(OOC1C(=O)OC(=O)C1O)C(OO)C(O)C(O)C(OO)=O
C5e09_NDN	11	11	20	3	O=C(OOC1(O)C(=CC2(OOC1C2ON(=O)=O)N(=O)=O)N(=O)=O)C(OO)C(O)C(O)C(OO)=O
C5e09_DNP	11	12	18	2	O=C(OOC1(O)C(=CC2(OOC1C2O)N(=O)=O)N(=O)=O)C(OO)C(O)C(O)C(OO)=O
C5e09_C2c	7	10	12	0	O=C(OO(C(=O)CO)C(OO)C(O)C(O)C(OO)=O
C5e09_C5a	11	12	14	0	O=C(OO(C(=O)C=CC(=O)C(C=O)O))C(OO)C(O)C(O)C(OO)=O
C5e09_C4a	10	10	13	0	O=C(OOC(=O)C=CC(=O)C=O)C(OO)C(O)C(O)C(OO)=O
BZBI_BZBI	12	14	8	0	O(C1C=CC2OOC1C2O)OC1C=CC2OOC1C2O
BZBI_BZMUa	12	12	8	0	O(C1C=CC2OOC1C2O)OC(=O)C1OC1C=CC=O
BZBI_BZMUb	12	14	9	0	O=CC(O)C(OOC1C=CC2OOC1C2O)C1OC1C=O
BZBI_C5DI	11	12	7	0	O=CC=CC(OOC1C=CC2OOC1C2O)C=O
BZBI_NPHa	12	13	11	1	O(C1C=CC2OOC1C2O)OC1(O)C=CC2OOC1C2ON(=O)=O
BZBI_PHEN	12	14	9	0	O(C1C=CC2OOC1C2O)OC1(O)C=CC2OOC1C2O
BZBI_MALa	10	10	7	0	O(C1C=CC2OOC1C2O)OC(=O)C=CC=O
BZBI_EPX	10	10	8	0	O(C1C=CC2OOC1C2O)OC(=O)C1OC1C=O
BZBI_C3DI	9	10	7	0	O(C1C=CC2OOC1C2O)OC(C=O)C=O
BZBI_MALb	10	12	8	0	O(C1C=CC2OOC1C2O)OC(C=O)C(O)C=O
BZBI_C6a	12	12	5	0	O(C1C=CC2OOC1C2O)Oc1cccc1
BZBI_NBZa	10	11	10	1	O(C1C=CC2OOC1C2O)OC1C(=O)OCC1ON(=O)=O
BZBI_BZFU	10	12	8	0	O(C1C=CC2OOC1C2O)OC1C(O)COC1=O
BZBI_C3a	9	10	8	0	OC(C=O)C(=O)(OOC1C=CC2OOC1C2O)
BZBI_CATE	12	12	6	0	O(C1C=CC2OOC1C2O)Oc1cccc1O
BZBI_C2a	8	8	7	0	O(C1C=CC2OOC1C2O)OC(=O)C=O
BZBI_C2b	8	10	6	0	O(C1C=CC2OOC1C2O)OCC=O
BZBI_NPHb	12	11	7	1	O(C1C=CC2OOC1C2O)Oc1cccc1N(=O)=O
BZBI_NNC	12	12	14	2	O(C1C=CC2OOC1C2O)OC1(O)C(=CC2(OOC1C2ON(=O)=O)N(=O)=O)O
BZBI_NCAT	12	13	12	1	O(C1C=CC2OOC1C2O)OC1(O)C(=CC2(OOC1C2O)N(=O)=O)O
BZBI_NBZb	12	11	10	1	O(C1C=CC2OOC1C2O)OC1C(=O)C=CC(=O)C1ON(=O)=O
BZBI_PBZ	12	12	8	0	O(C1C=CC2OOC1C2O)OC1C(=O)C=CC(=O)C1O
BZBI_MALc	10	10	9	0	O(C1C=CC2OOC1C2O)OC1C(=O)OC(=O)C1O
BZBI_NDN	12	11	15	3	O(C1C=CC2OOC1C2O)OC1(O)C(=CC2(OOC1C2ON(=O)=O)N(=O)=O)N(=O)=O
BZBI_DNP	12	12	13	2	O(C1C=CC2OOC1C2O)OC1(O)C(=CC2(OOC1C2O)N(=O)=O)N(=O)=O
BZBI_C2c	8	10	7	0	OCC(=O)(OOC1C=CC2OOC1C2O)
BZBI_C5a	12	12	9	0	OC(C=O)C(=O)C=CC(=O)(OOC1C=CC2OOC1C2O)
BZBI_C4a	11	10	8	0	O(C1C=CC2OOC1C2O)OC(=O)C=CC(=O)C=O
BZMUa_BZMUa	12	10	8	0	O(C(=O)C1OC1C=CC=O)OC(=O)C1OC1C=CC=O
BZMUa_BZMUb	12	12	9	0	O=CC(O)C(OOC(=O)C1OC1C=CC=O)C1OC1C=O
BZMUa_C5DI	11	10	7	0	O=CC=CC(OOC(=O)C1OC1C=CC=O)C=O
BZMUa_NPHa	12	11	11	1	O(C(=O)C1OC1C=CC=O)OC1(O)C=CC2OOC1C2ON(=O)=O
BZMUa_PHEN	12	12	9	0	O(C(=O)C1OC1C=CC=O)OC1(O)C=CC2OOC1C2O
BZMUa_MALa	10	8	7	0	O(C(=O)C1OC1C=CC=O)OC(=O)C=CC=O
BZMUa_EPX	10	8	8	0	O(C(=O)C1OC1C=CC=O)OC(=O)C1OC1C=O
BZMUa_C3DI	9	8	7	0	O(C(=O)C1OC1C=CC=O)OC(C=O)C=O
BZMUa_MALb	10	10	8	0	O(C(=O)C1OC1C=CC=O)OC(C=O)C(O)C=O
BZMUa_C6a	12	10	5	0	O(C(=O)C1OC1C=CC=O)Oc1cccc1
BZMUa_NBZa	10	9	10	1	O(C(=O)C1OC1C=CC=O)OC1C(=O)OCC1ON(=O)=O
BZMUa_BZFU	10	10	8	0	O(C(=O)C1OC1C=CC=O)OC1C(O)COC1=O
BZMUa_C3a	9	8	8	0	OC(C=O)C(=O)(OOC(=O)C1OC1C=CC=O)
BZMUa_CATE	12	10	6	0	O(C(=O)C1OC1C=CC=O)Oc1cccc1O
BZMUa_C2a	8	6	7	0	O(C(=O)C1OC1C=CC=O)OC(=O)C=O
BZMUa_C2b	8	8	6	0	O(C(=O)C1OC1C=CC=O)OCC=O
BZMUa_NPHb	12	9	7	1	O(C(=O)C1OC1C=CC=O)Oc1cccc1N(=O)=O
BZMUa_NNC	12	10	14	2	O(C(=O)C1OC1C=CC=O)OC1(O)C(=CC2(OOC1C2ON(=O)=O)N(=O)=O)O
BZMUa_NCAT	12	11	12	1	O(C(=O)C1OC1C=CC=O)OC1(O)C(=CC2(OOC1C2O)N(=O)=O)O
BZMUa_NBZb	12	9	10	1	O(C(=O)C1OC1C=CC=O)OC1C(=O)C=CC(=O)C1ON(=O)=O
BZMUa_PBZ	12	10	8	0	O(C(=O)C1OC1C=CC=O)OC1C(=O)C=CC(=O)C1O
BZMUa_MALc	10	8	9	0	O(C(=O)C1OC1C=CC=O)OC1C(=O)OC(=O)C1O
BZMUa_NDN	12	9	15	3	O(C(=O)C1OC1C=CC=O)OC1(O)C(=CC2(OOC1C2ON(=O)=O)N(=O)=O)N(=O)=O
BZMUa_DNP	12	10	13	2	O(C(=O)C1OC1C=CC=O)OC1(O)C(=CC2(OOC1C2O)N(=O)=O)N(=O)=O
BZMUa_C2c	8	8	7	0	OCC(=O)(OOC(=O)C1OC1C=CC=O)
BZMUa_C5a	12	10	9	0	OC(C=O)C(=O)C=CC(=O)(OOC(=O)C1OC1C=CC=O)
BZMUa_C4a	11	8	8	0	O(C(=O)C1OC1C=CC=O)OC(=O)C=CC(=O)C=O
BZMUb_BZMUb	12	14	10	0	O=CC(O)C(OO(C1OC1C=O)C(O)C(O))C1OC1C=O
BZMUb_C5DI	11	12	8	0	O=CC(O)C(OO(C(C=O)C=CC(O))C1OC1C=O
BZMUb_NPHa	12	13	12	1	O=CC(O)C(OOC1(O)C=CC2OOC1C2ON(=O)=O)C1OC1C=O
BZMUb_PHEN	12	14	10	0	O=CC(O)C(OOC1(O)C=CC2OOC1C2O)C1OC1C=O
BZMUb_MALa	10	10	8	0	O=CC(O)C(OOC(=O)C=CC=O)C1OC1C=O
BZMUb_EPX	10	10	9	0	O=CC(O)C(OOC(=O)C1OC1C=O)C1OC1C=O
BZMUb_C3DI	9	10	8	0	O=CC(O)C(OOC(C=O)C=O)C1OC1C=O
BZMUb_MALb	10	12	9	0	O=CC(O)C(OOC(C=O)C(O)C=O)C1OC1C=O
BZMUb_C6a	12	12	6	0	O=CC(O)C(OOc1cccc1)C1OC1C=O
BZMUb_NBZa	10	11	11	1	O=CC(O)C(OOC1C(=O)OCC1ON(=O)=O)C1OC1C=O

BZMUb_BZFU	10	12	9	0	O=CC(O)C(OOC1C(O)COC1=O)C1OC1C=O
BZMUb_C3a	9	10	9	0	O=CC(O)C(OO(C(=O)C(C=O)O))C1OC1C=O
BZMUb_CATE	12	12	7	0	O=CC(O)C(OOc1cccc1O)C1OC1C=O
BZMUb_C2a	8	8	8	0	O=CC(O)C(OOC(=O)C=O)C1OC1C=O
BZMUb_C2b	8	10	7	0	O=CC(O)C(OOCC=O)C1OC1C=O
BZMUb_NPHb	12	11	8	1	O=CC(O)C(OOc1cccc1N(=O)=O)C1OC1C=O
BZMUb_NNC	12	12	15	2	O=CC(O)C(OOC1(O)C(=CC2(OOC1C2ON(=O)=O)N(=O)=O)O)C1OC1C=O
BZMUb_NCAT	12	13	13	1	O=CC(O)C(OOC1(O)C(=CC2(OOC1C2O)N(=O)=O)O)C1OC1C=O
BZMUb_NBZb	12	11	11	1	O=CC(O)C(OOC1C(=O)C=CC(=O)C1ON(=O)=O)C1OC1C=O
BZMUb_PBZ	12	12	9	0	O=CC(O)C(OOC1C(=O)C=CC(=O)C1O)C1OC1C=O
BZMUb_MALc	10	10	10	0	O=CC(O)C(OOC1C(=O)OC(=O)C1O)C1OC1C=O
BZMUb_NDN	12	11	16	3	O=CC(O)C(OOC1(O)C(=CC2(OOC1C2ON(=O)=O)N(=O)=O)N(=O)=O)C1OC1C=O
BZMUb_DNP	12	12	14	2	O=CC(O)C(OOC1(O)C(=CC2(OOC1C2O)N(=O)=O)N(=O)=O)C1OC1C=O
BZMUb_C2c	8	10	8	0	O=CC(O)C(OO(C(=O)CO))C1OC1C=O
BZMUb_C5a	12	12	10	0	O=CC(O)C(OO(C(=O)C=CC(=O)C(C=O)O))C1OC1C=O
BZMUb_C4a	11	10	9	0	O=CC(O)C(OOC(=O)C=CC(=O)C=O)C1OC1C=O
C5DI_C5DI	10	10	6	0	O=CC=CC(OO(C(C=O)C=CC=O))C=O
C5DI_NPHa	11	11	10	1	O=CC=CC(OOC1(O)C=CC2OOC1C2ON(=O)=O)C=O
C5DI_PHEN	11	12	8	0	O=CC=CC(OOC1(O)C=CC2OOC1C2O)C=O
C5DI_MALa	9	8	6	0	O=CC=CC(OOC(=O)C=CC=O)C=O
C5DI_EPX	9	8	7	0	O=CC=CC(OOC(=O)C1OC1C=O)C=O
C5DI_C3DI	8	8	6	0	O=CC=CC(OOC(C=O)C=O)C=O
C5DI_MALb	9	10	7	0	O=CC=CC(OOC(C=O)C(O)C=O)C=O
C5DI_C6a	11	10	4	0	O=CC=CC(OOc1cccc1)C=O
C5DI_NBZa	9	9	9	1	O=CC=CC(OOC1C(=O)OCC1ON(=O)=O)C=O
C5DI_BZFU	9	10	7	0	O=CC=CC(OOC1C(O)COC1=O)C=O
C5DI_C3a	8	8	7	0	O=CC=CC(OO(C(=O)C(C=O)O))C=O
C5DI_CATE	11	10	5	0	O=CC=CC(OOc1cccc1O)C=O
C5DI_C2a	7	6	6	0	O=CC=CC(OOC(=O)C=O)C=O
C5DI_C2b	7	8	5	0	O=CC=CC(OOCC=O)C=O
C5DI_NPHb	11	9	6	1	O=CC=CC(OOc1cccc1N(=O)=O)C=O
C5DI_NNC	11	10	13	2	O=CC=CC(OOC1(O)C(=CC2(OOC1C2ON(=O)=O)N(=O)=O)O)C=O
C5DI_NCAT	11	11	11	1	O=CC=CC(OOC1(O)C(=CC2(OOC1C2O)N(=O)=O)O)C=O
C5DI_NBZb	11	9	9	1	O=CC=CC(OOC1C(=O)C=CC(=O)C1ON(=O)=O)C=O
C5DI_PBZ	11	10	7	0	O=CC=CC(OOC1C(=O)C=CC(=O)C1O)C=O
C5DI_MALc	9	8	8	0	O=CC=CC(OOC1C(=O)OC(=O)C1O)C=O
C5DI_NDN	11	9	14	3	O=CC=CC(OOC1(O)C(=CC2(OOC1C2ON(=O)=O)N(=O)=O)N(=O)=O)C=O
C5DI_DNP	11	10	12	2	O=CC=CC(OOC1(O)C(=CC2(OOC1C2O)N(=O)=O)N(=O)=O)C=O
C5DI_C2c	7	8	6	0	O=CC=CC(OO(C(=O)CO))C=O
C5DI_C5a	11	10	8	0	O=CC=CC(OO(C(=O)C=CC(=O)C(C=O)O))C=O
C5DI_C4a	10	8	7	0	O=CC=CC(OOC(=O)C=CC(=O)C=O)C=O
NPHa_NPHa	12	12	14	2	O(C1(O)C=CC2OOC1C2ON(=O)=O)OC1(O)C=CC2OOC1C2ON(=O)=O
NPHa_PHEN	12	13	12	1	O(C1(O)C=CC2OOC1C2ON(=O)=O)OC1(O)C=CC2OOC1C2O
NPHa_MALa	10	9	10	1	O(C1(O)C=CC2OOC1C2ON(=O)=O)OC(=O)C=CC=O
NPHa_EPX	10	9	11	1	O(C1(O)C=CC2OOC1C2ON(=O)=O)OC(=O)C1OC1C=O
NPHa_C3DI	9	9	10	1	O(C1(O)C=CC2OOC1C2ON(=O)=O)OC(C=O)C=O
NPHa_MALb	10	11	11	1	O(C1(O)C=CC2OOC1C2ON(=O)=O)OC(C=O)C(O)C=O
NPHa_C6a	12	11	8	1	O(C1(O)C=CC2OOC1C2ON(=O)=O)Oc1cccc1
NPHa_NBZa	10	10	13	2	O(C1(O)C=CC2OOC1C2ON(=O)=O)OC1C(=O)OCC1ON(=O)=O
NPHa_BZFU	10	11	11	1	O(C1(O)C=CC2OOC1C2ON(=O)=O)OC1C(O)COC1=O
NPHa_C3a	9	9	11	1	OC(C=O)C(=O)(OOC1(O)C=CC2OOC1C2ON(=O)=O)
NPHa_CATE	12	11	9	1	O(C1(O)C=CC2OOC1C2ON(=O)=O)Oc1cccc1O
NPHa_C2a	8	7	10	1	O(C1(O)C=CC2OOC1C2ON(=O)=O)OC(=O)C=O
NPHa_C2b	8	9	9	1	O(C1(O)C=CC2OOC1C2ON(=O)=O)OCC=O
NPHa_NPHb	12	10	10	2	O(C1(O)C=CC2OOC1C2ON(=O)=O)Oc1cccc1N(=O)=O
NPHa_NNC	12	11	17	3	O(C1(O)C=CC2OOC1C2ON(=O)=O)OC1(O)C(=CC2(OOC1C2ON(=O)=O)N(=O)=O)O
NPHa_NCAT	12	12	15	2	O(C1(O)C=CC2OOC1C2ON(=O)=O)OC1(O)C(=CC2(OOC1C2O)N(=O)=O)O
NPHa_NBZb	12	10	13	2	O(C1(O)C=CC2OOC1C2ON(=O)=O)OC1C(=O)C=CC(=O)C1ON(=O)=O
NPHa_PBZ	12	11	11	1	O(C1(O)C=CC2OOC1C2ON(=O)=O)OC1C(=O)C=CC(=O)C1O
NPHa_MALc	10	9	12	1	O(C1(O)C=CC2OOC1C2ON(=O)=O)OC1C(=O)OC(=O)C1O
NPHa_NDN	12	10	18	4	O(C1(O)C=CC2OOC1C2ON(=O)=O)OC1(O)C(=CC2(OOC1C2ON(=O)=O)N(=O)=O)N(=O)=O
NPHa_DNP	12	11	16	3	O(C1(O)C=CC2OOC1C2ON(=O)=O)OC1(O)C(=CC2(OOC1C2O)N(=O)=O)N(=O)=O
NPHa_C2c	8	9	10	1	OCC(=O)(OOC1(O)C=CC2OOC1C2ON(=O)=O)
NPHa_C5a	12	11	12	1	OC(C=O)C(=O)C=CC(=O)(OOC1(O)C=CC2OOC1C2ON(=O)=O)
NPHa_C4a	11	9	11	1	O(C1(O)C=CC2OOC1C2ON(=O)=O)OC(=O)C=CC(=O)C=O
PHEN_PHEN	12	14	10	0	O(C1(O)C=CC2OOC1C2O)OC1(O)C=CC2OOC1C2O
PHEN_MALa	10	10	8	0	O(C1(O)C=CC2OOC1C2O)OC(=O)C=CC=O
PHEN_EPX	10	10	9	0	O(C1(O)C=CC2OOC1C2O)OC(=O)C1OC1C=O
PHEN_C3DI	9	10	8	0	O(C1(O)C=CC2OOC1C2O)OC(C=O)C=O
PHEN_MALb	10	12	9	0	O(C1(O)C=CC2OOC1C2O)OC(C=O)C(O)C=O
PHEN_C6a	12	12	6	0	O(C1(O)C=CC2OOC1C2O)Oc1cccc1
PHEN_NBZa	10	11	11	1	O(C1(O)C=CC2OOC1C2O)OC1C(=O)OCC1ON(=O)=O
PHEN_BZFU	10	12	9	0	O(C1(O)C=CC2OOC1C2O)OC1C(O)COC1=O
PHEN_C3a	9	10	9	0	OC(C=O)C(=O)(OOC1(O)C=CC2OOC1C2O)
PHEN_CATE	12	12	7	0	O(C1(O)C=CC2OOC1C2O)Oc1cccc1O

PHEN_C2a	8	8	8	0	O(C1(O)C=CC2OOC1C2O)OC(=O)C=O
PHEN_C2b	8	10	7	0	O(C1(O)C=CC2OOC1C2O)OCC=O
PHEN_NPHb	12	11	8	1	O(C1(O)C=CC2OOC1C2O)Oc1cccc1N(=O)=O
PHEN_NNC	12	12	15	2	O(C1(O)C=CC2OOC1C2O)OC1(O)C(=CC2(OOC1C2ON(=O)=O)N(=O)=O)O
PHEN_NCAT	12	13	13	1	O(C1(O)C=CC2OOC1C2O)OC1(O)C(=CC2(OOC1C2O)N(=O)=O)O
PHEN_NBZb	12	11	11	1	O(C1(O)C=CC2OOC1C2O)OC1C(=O)C=CC(=O)C1ON(=O)=O
PHEN_PBZ	12	12	9	0	O(C1(O)C=CC2OOC1C2O)OC1C(=O)C=CC(=O)C1O
PHEN_MALc	10	10	10	0	O(C1(O)C=CC2OOC1C2O)OC1C(=O)OC(=O)C1O
PHEN_NDN	12	11	16	3	O(C1(O)C=CC2OOC1C2O)OC1(O)C(=CC2(OOC1C2ON(=O)=O)N(=O)=O)N(=O)=O
PHEN_DNP	12	12	14	2	O(C1(O)C=CC2OOC1C2O)OC1(O)C(=CC2(OOC1C2O)N(=O)=O)N(=O)=O
PHEN_C2c	8	10	8	0	OCC(=O)(OOC1(O)C=CC2OOC1C2O)
PHEN_C5a	12	12	10	0	OC(C=O)C(=O)C=CC(=O)(OOC1(O)C=CC2OOC1C2O)
PHEN_C4a	11	10	9	0	O(C1(O)C=CC2OOC1C2O)OC(=O)C=CC(=O)C=O
MALa_MALa	8	6	6	0	O(C(=O)C=CC(=O)OC(=O)C=CC=O
MALa_EPX	8	6	7	0	O(C(=O)C=CC(=O)OC(=O)C1OC1C=O
MALa_C3DI	7	6	6	0	O(C(=O)C=CC(=O)OC(C=O)C=O
MALa_MALb	8	8	7	0	O(C(=O)C=CC(=O)OC(C=O)C(O)C=O
MALa_C6a	10	8	4	0	O(C(=O)C=CC(=O)Oc1cccc1
MALa_NBZa	8	7	9	1	O(C(=O)C=CC(=O)OC1C(=O)OCC1ON(=O)=O
MALa_BZFU	8	8	7	0	O(C(=O)C=CC(=O)OC1C(O)COC1=O
MALa_C3A	7	6	7	0	OC(C=O)C(=O)(OOC(=O)C=CC=O)
MALa_CATE	10	8	5	0	O(C(=O)C=CC(=O)Oc1cccc1O
MALa_C2a	6	4	6	0	O(C(=O)C=CC(=O)OC(=O)C=O
MALa_C2b	6	6	5	0	O(C(=O)C=CC(=O)OCC=O
MALa_NPHb	10	7	6	1	O(C(=O)C1OC1C=O)Oc1cccc1N(=O)=O
MALa_NNC	10	8	13	2	O(C(=O)C=CC(=O)OC1(O)C(=CC2(OOC1C2ON(=O)=O)N(=O)=O)O
MALa_NCAT	10	9	11	1	O(C(=O)C=CC(=O)OC1(O)C(=CC2(OOC1C2O)N(=O)=O)O
MALa_NBZb	10	7	9	1	O(C(=O)C=CC(=O)OC1C(=O)C=CC(=O)C1ON(=O)=O
MALa_PBZ	10	8	7	0	O(C(=O)C=CC(=O)OC1C(=O)C=CC(=O)C1O
MALa_MALc	8	6	8	0	O(C(=O)C=CC(=O)OC1C(=O)OC(=O)C1O
MALa_NDN	10	7	14	3	O(C(=O)C=CC(=O)OC1(O)C(=CC2(OOC1C2ON(=O)=O)N(=O)=O)N(=O)=O
MALa_DNP	10	8	12	2	O(C(=O)C=CC(=O)OC1(O)C(=CC2(OOC1C2O)N(=O)=O)N(=O)=O
MALa_C2c	6	6	6	0	OCC(=O)(OOC(=O)C=CC=O)
MALa_C5a	10	8	8	0	OC(C=O)C(=O)C=CC(=O)(OOC(=O)C=CC=O)
MALa_C4a	9	6	7	0	O(C(=O)C=CC(=O)OC(=O)C=CC(=O)C=O
EPX_EPX	8	6	8	0	O(C(=O)C1OC1C=O)OC(=O)C1OC1C=O
EPX_C3DI	7	6	7	0	O(C(=O)C1OC1C=O)OC(C=O)C=O
EPX_MALb	8	8	8	0	O(C(=O)C1OC1C=O)OC(C=O)C(O)C=O
EPX_C6a	10	8	5	0	O(C(=O)C1OC1C=O)Oc1cccc1
EPX_NBZa	8	7	10	1	O(C(=O)C1OC1C=O)OC1C(=O)OCC1ON(=O)=O
EPX_BZFU	8	8	8	0	O(C(=O)C1OC1C=O)OC1C(O)COC1=O
EPX_C3a	7	6	8	0	OC(C=O)C(=O)(OOC(=O)C1OC1C=O)
EPX_CATE	10	8	6	0	O(C(=O)C1OC1C=O)Oc1cccc1O
EPX_C2a	6	4	7	0	O(C(=O)C1OC1C=O)OC(=O)C=O
EPX_C2b	6	6	6	0	O(C(=O)C1OC1C=O)OCC=O
EPX_NPHb	10	7	7	1	O(C(=O)C1OC1C=O)Oc1cccc1N(=O)=O
EPX_NNC	10	8	14	2	O(C(=O)C1OC1C=O)OC1(O)C(=CC2(OOC1C2ON(=O)=O)N(=O)=O)O
EPX_NCAT	10	9	12	1	O(C(=O)C1OC1C=O)OC1(O)C(=CC2(OOC1C2O)N(=O)=O)O
EPX_NBZb	10	7	10	1	O(C(=O)C1OC1C=O)OC1C(=O)C=CC(=O)C1ON(=O)=O
EPX_PBZ	10	8	8	0	O(C(=O)C1OC1C=O)OC1C(=O)C=CC(=O)C1O
EPX_MALc	8	6	9	0	O(C(=O)C1OC1C=O)OC1C(=O)OC(=O)C1O
EPX_NDN	10	7	15	3	O(C(=O)C1OC1C=O)OC1(O)C(=CC2(OOC1C2ON(=O)=O)N(=O)=O)N(=O)=O
EPX_DNP	10	8	13	2	O(C(=O)C1OC1C=O)OC1(O)C(=CC2(OOC1C2O)N(=O)=O)N(=O)=O
EPX_C2c	6	6	7	0	OCC(=O)(OOC(=O)C1OC1C=O)
EPX_C5a	10	8	9	0	OC(C=O)C(=O)C=CC(=O)(OOC(=O)C1OC1C=O)
EPX_C4a	9	6	8	0	O(C(=O)C1OC1C=O)OC(=O)C=CC(=O)C=O
C3DI_C3DI	6	6	6	0	O(C(C=O)C=O)OC(C=O)C=O
C3DI_MALb	7	8	7	0	O(C(C=O)C=O)OC(C=O)C(O)C=O
C3DI_C6a	9	8	4	0	O(C(C=O)C=O)Oc1cccc1
C3DI_NBZa	7	7	9	1	O(C(C=O)C=O)OC1C(=O)OCC1ON(=O)=O
C3DI_BZFU	7	8	7	0	O(C(C=O)C=O)OC1C(O)COC1=O
C3DI_C3a	6	6	7	0	OC(C=O)C(=O)(OOC(C=O)C=O)
C3DI_CATE	9	8	5	0	O(C(C=O)C=O)Oc1cccc1O
C3DI_C2a	5	4	6	0	O(C(C=O)C=O)OC(=O)C=O
C3DI_C2b	5	6	5	0	O(C(C=O)C=O)OCC=O
C3DI_NPHb	9	7	6	1	O(C(C=O)C=O)Oc1cccc1N(=O)=O
C3DI_NNC	9	8	13	2	O(C(C=O)C=O)OC1(O)C(=CC2(OOC1C2ON(=O)=O)N(=O)=O)O
C3DI_NCAT	9	9	11	1	O(C(C=O)C=O)OC1(O)C(=CC2(OOC1C2O)N(=O)=O)O
C3DI_NBZb	9	7	9	1	O(C(C=O)C=O)OC1C(=O)C=CC(=O)C1ON(=O)=O
C3DI_PBZ	9	8	7	0	O(C(C=O)C=O)OC1C(=O)C=CC(=O)C1O
C3DI_MALc	7	6	8	0	O(C(C=O)C=O)OC1C(=O)OC(=O)C1O
C3DI_NDN	9	7	14	3	O(C(C=O)C=O)OC1(O)C(=CC2(OOC1C2ON(=O)=O)N(=O)=O)N(=O)=O
C3DI_DNP	9	8	12	2	O(C(C=O)C=O)OC1(O)C(=CC2(OOC1C2O)N(=O)=O)N(=O)=O
C3DI_C2c	5	6	6	0	OCC(=O)(OOC(C=O)C=O)
C3DI_C5a	9	8	8	0	OC(C=O)C(=O)C=CC(=O)(OOC(C=O)C=O)

C3DI_C4a	8	6	7	0	O(C(C=O)C=O)OC(=O)C=CC(=O)C=O
MALb_MALb	8	10	8	0	O(C(C=O)C(O)C=O)OC(C=O)C(O)C=O
MALb_C6a	10	10	5	0	O(C(C=O)C(O)C=O)Oc1ccccc1
MALb_NBZa	8	9	10	1	O(C(C=O)C(O)C=O)OC1C(=O)OCC1ON(=O)=O
MALb_BZFU	8	10	8	0	O(C(C=O)C(O)C=O)OC1C(O)COC1=O
MALb_C3a	7	8	8	0	OC(C=O)C(=O)(OOC(C=O)C(O)C=O)
MALb_CATE	10	10	6	0	O(C(C=O)C(O)C=O)Oc1ccccc1O
MALb_C2a	6	6	7	0	O(C(C=O)C(O)C=O)OC(=O)C=O
MALb_C2b	6	8	6	0	O(C(C=O)C(O)C=O)OCC=O
MALb_NPHb	10	9	7	1	O(C(C=O)C(O)C=O)Oc1ccccc1N(=O)=O
MALb_NNC	10	10	14	2	O(C(C=O)C(O)C=O)OC1(O)C(=CC2(OOC1C2ON(=O)=O)N(=O)=O)O
MALb_NCAT	10	11	12	1	O(C(C=O)C(O)C=O)OC1(O)C(=CC2(OOC1C2O)N(=O)=O)O
MALb_NBZb	10	9	10	1	O(C(C=O)C(O)C=O)OC1C(=O)C=CC(=O)C1ON(=O)=O
MALb_PBZ	10	10	8	0	O(C(C=O)C(O)C=O)OC1C(=O)C=CC(=O)C1O
MALb_MALc	8	8	9	0	O(C(C=O)C(O)C=O)OC1C(=O)OC(=O)C1O
MALb_NDN	10	9	15	3	O(C(C=O)C(O)C=O)OC1(O)C(=CC2(OOC1C2ON(=O)=O)N(=O)=O)N(=O)=O
MALb_DNP	10	10	13	2	O(C(C=O)C(O)C=O)OC1(O)C(=CC2(OOC1C2O)N(=O)=O)N(=O)=O
MALb_C2c	6	8	7	0	OCC(=O)(OOC(C=O)C(O)C=O)
MALb_C5a	10	10	9	0	OC(C=O)C(=O)C=CC(=O)(OOC(C=O)C(O)C=O)
MALb_C4a	9	8	8	0	O(C(C=O)C(O)C=O)OC(=O)C=CC(=O)C=O
C6a_C6a	12	10	2	0	O(c1ccccc1)Oc1ccccc1
C6a_NBZa	10	9	7	1	O(c1ccccc1)OC1C(=O)OCC1ON(=O)=O
C6a_BZFU	10	10	5	0	O(c1ccccc1)OC1C(O)COC1=O
C6a_C3a	9	8	5	0	OC(C=O)C(=O)(Ooc1ccccc1)
C6a_CATE	12	10	3	0	O(c1ccccc1)Oc1ccccc1O
C6a_C2a	8	6	4	0	O(c1ccccc1)OC(=O)C=O
C6a_C2b	8	8	3	0	O(c1ccccc1)OCC=O
C6a_NPHb	12	9	4	1	O(c1ccccc1)Oc1ccccc1N(=O)=O
C6a_NNC	12	10	11	2	O(c1ccccc1)OC1(O)C(=CC2(OOC1C2ON(=O)=O)N(=O)=O)O
C6a_NCAT	12	11	9	1	O(c1ccccc1)OC1(O)C(=CC2(OOC1C2O)N(=O)=O)O
C6a_NBZb	12	9	7	1	O(c1ccccc1)OC1C(=O)C=CC(=O)C1ON(=O)=O
C6a_PBZ	12	10	5	0	O(c1ccccc1)OC1C(=O)C=CC(=O)C1O
C6a_MALc	10	8	6	0	O(c1ccccc1)OC1C(=O)OC(=O)C1O
C6a_NDN	12	9	12	3	O(c1ccccc1)OC1(O)C(=CC2(OOC1C2ON(=O)=O)N(=O)=O)N(=O)=O
C6a_DNP	12	10	10	2	O(c1ccccc1)OC1(O)C(=CC2(OOC1C2O)N(=O)=O)N(=O)=O
C6a_C2c	8	8	4	0	OCC(=O)(Ooc1ccccc1)
C6a_C5a	12	10	6	0	OC(C=O)C(=O)C=CC(=O)(Ooc1ccccc1)
C6a_C4a	11	8	5	0	O(c1ccccc1)OC(=O)C=CC(=O)C=O
NBZa_NBZa	8	8	12	2	O(C1C(=O)OCC1ON(=O)=O)OC1C(=O)OCC1ON(=O)=O
NBZa_BZFU	8	9	10	1	O(C1C(=O)OCC1ON(=O)=O)OC1C(O)COC1=O
NBZa_C3a	7	7	10	1	OC(C=O)C(=O)(OOC1C(=O)OCC1ON(=O)=O)
NBZa_CATE	10	9	8	1	O(C1C(=O)OCC1ON(=O)=O)Oc1ccccc1O
NBZa_C2a	6	5	9	1	O(C1C(=O)OCC1ON(=O)=O)OC(=O)C=O
NBZa_C2b	6	7	8	1	O(C1C(=O)OCC1ON(=O)=O)OCC=O
NBZa_NPHb	10	8	9	2	O(C1C(=O)OCC1ON(=O)=O)Oc1ccccc1N(=O)=O
NBZa_NNC	10	9	16	3	O(C1C(=O)OCC1ON(=O)=O)OC1(O)C(=CC2(OOC1C2ON(=O)=O)N(=O)=O)O
NBZa_NCAT	10	10	14	2	O(C1C(=O)OCC1ON(=O)=O)OC1(O)C(=CC2(OOC1C2O)N(=O)=O)O
NBZa_NBZb	10	8	12	2	O(C1C(=O)OCC1ON(=O)=O)OC1C(=O)C=CC(=O)C1ON(=O)=O
NBZa_PBZ	10	9	10	1	O(C1C(=O)OCC1ON(=O)=O)OC1C(=O)C=CC(=O)C1O
NBZa_MALc	8	7	11	1	O(C1C(=O)OCC1ON(=O)=O)OC1C(=O)OC(=O)C1O
NBZa_NDN	10	8	17	4	O(C1C(=O)OCC1ON(=O)=O)OC1(O)C(=CC2(OOC1C2ON(=O)=O)N(=O)=O)N(=O)=O
NBZa_DNP	10	9	15	3	O(C1C(=O)OCC1ON(=O)=O)OC1(O)C(=CC2(OOC1C2O)N(=O)=O)N(=O)=O
NBZa_C2c	6	7	9	1	OCC(=O)(OOC1C(=O)OCC1ON(=O)=O)
NBZa_C5a	10	9	11	1	OC(C=O)C(=O)C=CC(=O)(OOC1C(=O)OCC1ON(=O)=O)
NBZa_C4a	9	7	10	1	O(C1C(=O)OCC1ON(=O)=O)OC(=O)C=CC(=O)C=O
BZFU_BZFU	8	10	8	0	O(C1C(O)COC1=O)OC1C(O)COC1=O
BZFU_C3a	7	8	8	0	OC(C=O)C(=O)(OOC1C(O)COC1=O)
BZFU_CATE	10	10	6	0	O(C1C(O)COC1=O)Oc1ccccc1O
BZFU_C2a	6	6	7	0	O(C1C(O)COC1=O)OC(=O)C=O
BZFU_C2b	6	8	6	0	O(C1C(O)COC1=O)OCC=O
BZFU_NPHb	10	9	7	1	O(C1C(O)COC1=O)Oc1ccccc1N(=O)=O
BZFU_NNC	10	10	14	2	O(C1C(O)COC1=O)OC1(O)C(=CC2(OOC1C2ON(=O)=O)N(=O)=O)O
BZFU_NCAT	10	11	12	1	O(C1C(O)COC1=O)OC1(O)C(=CC2(OOC1C2O)N(=O)=O)O
BZFU_NBZb	10	9	10	1	O(C1C(O)COC1=O)OC1C(=O)C=CC(=O)C1ON(=O)=O
BZFU_PBZ	10	10	8	0	O(C1C(O)COC1=O)OC1C(=O)C=CC(=O)C1O
BZFU_MALc	8	8	9	0	O(C1C(O)COC1=O)OC1C(=O)OC(=O)C1O
BZFU_NDN	10	9	15	3	O(C1C(O)COC1=O)OC1(O)C(=CC2(OOC1C2ON(=O)=O)N(=O)=O)N(=O)=O
BZFU_DNP	10	10	13	2	O(C1C(O)COC1=O)OC1(O)C(=CC2(OOC1C2O)N(=O)=O)N(=O)=O
BZFU_C2c	6	8	7	0	OCC(=O)(OOC1C(O)COC1=O)
BZFU_C5a	10	10	9	0	OC(C=O)C(=O)C=CC(=O)(OOC1C(O)COC1=O)
BZFU_C4a	9	8	8	0	O(C1C(O)COC1=O)OC(=O)C=CC(=O)C=O
C3a_C3a	6	6	8	0	OC(C=O)C(=O)(OOC(C(=O)C(C=O)O))
C3a_CATE	9	8	6	0	OC(C=O)C(=O)(Ooc1ccccc1O)
C3a_C2a	5	4	7	0	OC(C=O)C(=O)(OOC(=O)C=O)
C3a_C2b	5	6	6	0	OC(C=O)C(=O)(OCC=O)

C3a_NPHb	9	7	7	1	OC(C=O)C(=O)(OOC1CCCC1N(=O)=O)
C3a_NNC	9	8	14	2	OC(C=O)C(=O)(OOC1(O)C(=CC2(OOC1C2ON(=O)=O)N(=O)=O)O)
C3a_NCAT	9	9	12	1	OC(C=O)C(=O)(OOC1(O)C(=CC2(OOC1C2O)N(=O)=O)O)
C3a_NBZb	9	7	10	1	OC(C=O)C(=O)(OOC1C(=O)C=CC(=O)C1ON(=O)=O)
C3a_PBZ	9	8	8	0	OC(C=O)C(=O)(OOC1C(=O)C=CC(=O)C1O)
C3a_MALc	7	6	9	0	OC(C=O)C(=O)(OOC1C(=O)OC(=O)C1O)
C3a_NDN	9	7	15	3	OC(C=O)C(=O)(OOC1(O)C(=CC2(OOC1C2ON(=O)=O)N(=O)=O)N(=O)=O)
C3a_DNP	9	8	13	2	OC(C=O)C(=O)(OOC1(O)C(=CC2(OOC1C2O)N(=O)=O)N(=O)=O)
C3a_C2c	5	6	7	0	OC(C=O)C(=O)(OC(C(=O)CO))
C3a_C5a	9	8	9	0	OC(C=O)C(=O)(OC(C(=O)C=CC(=O)C(C=O)O))
C3a_C4a	8	6	8	0	OC(C=O)C(=O)(OOC(=O)C=CC(=O)C=O)
CATE_CATE	12	10	4	0	O(c1cccc1O)Oc1cccc1O
CATE_C2a	8	6	5	0	O(c1cccc1O)OC(=O)C=O
CATE_C2b	8	8	4	0	O(c1cccc1O)OCC=O
CATE_NPHb	12	9	5	1	O(c1cccc1O)Oc1cccc1N(=O)=O
CATE_NNC	12	10	12	2	O(c1cccc1O)OC1(O)C(=CC2(OOC1C2ON(=O)=O)N(=O)=O)O
CATE_NCAT	12	11	10	1	O(c1cccc1O)OC1(O)C(=CC2(OOC1C2O)N(=O)=O)O
CATE_NBZb	12	9	8	1	O(c1cccc1O)OC1C(=O)C=CC(=O)C1ON(=O)=O
CATE_PBZ	12	10	6	0	O(c1cccc1O)OC1C(=O)C=CC(=O)C1O
CATE_MALc	10	8	7	0	O(c1cccc1O)OC1C(=O)OC(=O)C1O
CATE_NDN	12	9	13	3	O(c1cccc1O)OC1(O)C(=CC2(OOC1C2ON(=O)=O)N(=O)=O)N(=O)=O
CATE_DNP	12	10	11	2	O(c1cccc1O)OC1(O)C(=CC2(OOC1C2O)N(=O)=O)N(=O)=O
CATE_C2c	8	8	5	0	OCC(=O)(OOC1CCCC1O)
CATE_C5a	12	10	7	0	OC(C=O)C(=O)C=CC(=O)(OOC1CCCC1O)
CATE_C4a	11	8	6	0	O(c1cccc1O)OC(=O)C=CC(=O)C=O
C2a_C2a	4	2	6	0	O(C(=O)C=O)OC(=O)C=O
C2a_C2b	4	4	5	0	O(C(=O)C=O)OCC=O
C2a_NPHb	8	5	6	1	O(C(=O)C=O)Oc1cccc1N(=O)=O
C2a_NNC	8	6	13	2	O(C(=O)C=O)OC1(O)C(=CC2(OOC1C2ON(=O)=O)N(=O)=O)O
C2a_NCAT	8	7	11	1	O(C(=O)C=O)OC1(O)C(=CC2(OOC1C2O)N(=O)=O)O
C2a_NBZb	8	5	9	1	O(C(=O)C=O)OC1C(=O)C=CC(=O)C1ON(=O)=O
C2a_PBZ	8	6	7	0	O(C(=O)C=O)OC1C(=O)C=CC(=O)C1O
C2a_MALc	6	4	8	0	O(C(=O)C=O)OC1C(=O)OC(=O)C1O
C2a_NDN	8	5	14	3	O(C(=O)C=O)OC1(O)C(=CC2(OOC1C2ON(=O)=O)N(=O)=O)N(=O)=O
C2a_DNP	8	6	12	2	O(C(=O)C=O)OC1(O)C(=CC2(OOC1C2O)N(=O)=O)N(=O)=O
C2a_C2c	4	4	6	0	OCC(=O)(OOC(=O)C=O)
C2a_C5a	8	6	8	0	OC(C=O)C(=O)C=CC(=O)(OOC(=O)C=O)
C2a_C4a	7	4	7	0	O(C(=O)C=O)OC(=O)C=CC(=O)C=O
C2b_C2b	4	6	4	0	O(CC=O)OCC=O
C2b_NPHb	8	7	5	1	O(CC=O)Oc1cccc1N(=O)=O
C2b_NNC	8	8	12	2	O(CC=O)OC1(O)C(=CC2(OOC1C2ON(=O)=O)N(=O)=O)O
C2b_NCAT	8	9	10	1	O(CC=O)OC1(O)C(=CC2(OOC1C2O)N(=O)=O)O
C2b_NBZb	8	7	8	1	O(CC=O)OC1C(=O)C=CC(=O)C1ON(=O)=O
C2b_PBZ	8	8	6	0	O(CC=O)OC1C(=O)C=CC(=O)C1O
C2b_MALc	6	6	7	0	O(CC=O)OC1C(=O)OC(=O)C1O
C2b_NDN	8	7	13	3	O(CC=O)OC1(O)C(=CC2(OOC1C2ON(=O)=O)N(=O)=O)N(=O)=O
C2b_DNP	8	8	11	2	O(CC=O)OC1(O)C(=CC2(OOC1C2O)N(=O)=O)N(=O)=O
C2b_C2c	4	6	5	0	OCC(=O)(OOC=O)
C2b_C5a	8	8	7	0	OC(C=O)C(=O)C=CC(=O)(OOC=O)
C2b_C4a	7	6	6	0	O(CC=O)OC(=O)C=CC(=O)C=O
NPHb_NPHb	12	8	6	2	O(c1cccc1N(=O)=O)Oc1cccc1N(=O)=O
NPHb_NNC	12	9	13	3	O(c1cccc1N(=O)=O)OC1(O)C(=CC2(OOC1C2ON(=O)=O)N(=O)=O)O
NPHb_NCAT	12	10	11	2	O(c1cccc1N(=O)=O)OC1(O)C(=CC2(OOC1C2O)N(=O)=O)O
NPHb_NBZb	12	8	9	2	O(c1cccc1N(=O)=O)OC1C(=O)C=CC(=O)C1ON(=O)=O
NPHb_PBZ	12	9	7	1	O(c1cccc1N(=O)=O)OC1C(=O)C=CC(=O)C1O
NPHb_MALc	10	7	8	1	O(c1cccc1N(=O)=O)OC1C(=O)OC(=O)C1O
NPHb_NDN	12	8	14	4	O(c1cccc1N(=O)=O)OC1(O)C(=CC2(OOC1C2ON(=O)=O)N(=O)=O)N(=O)=O
NPHb_DNP	12	9	12	3	O(c1cccc1N(=O)=O)OC1(O)C(=CC2(OOC1C2O)N(=O)=O)N(=O)=O
NPHb_C2c	8	7	6	1	OCC(=O)(OOC1CCCC1N(=O)=O)
NPHb_C5a	12	9	8	1	OC(C=O)C(=O)C=CC(=O)(OOC1CCCC1N(=O)=O)
NPHb_C4a	11	7	7	1	O(c1cccc1N(=O)=O)OC(=O)C=CC(=O)C=O
NNC_NNC	12	10	20	4	O(C1(O)C(=CC2(OOC1C2ON(=O)=O)N(=O)=O)O)OC1(O)C(=CC2(OOC1C2ON(=O)=O)N(=O)=O)O
NNC_NCAT	12	11	18	3	O(C1(O)C(=CC2(OOC1C2ON(=O)=O)N(=O)=O)O)OC1(O)C(=CC2(OOC1C2O)N(=O)=O)O
NNC_NBZb	12	9	16	3	O(C1(O)C(=CC2(OOC1C2ON(=O)=O)N(=O)=O)O)OC1C(=O)C=CC(=O)C1ON(=O)=O
NNC_PBZ	12	10	14	2	O(C1(O)C(=CC2(OOC1C2ON(=O)=O)N(=O)=O)O)OC1C(=O)C=CC(=O)C1O
NNC_MALc	10	8	15	2	O(C1(O)C(=CC2(OOC1C2ON(=O)=O)N(=O)=O)O)OC1C(=O)OC(=O)C1O
NNC_NDN	12	9	21	5	O(C1(O)C(=CC2(OOC1C2ON(=O)=O)N(=O)=O)O)OC1(O)C(=CC2(OOC1C2ON(=O)=O)N(=O)=O)N(=O)=O
NNC_DNP	12	10	19	4	O(C1(O)C(=CC2(OOC1C2ON(=O)=O)N(=O)=O)O)OC1(O)C(=CC2(OOC1C2O)N(=O)=O)N(=O)=O
NNC_C2c	8	8	13	2	OCC(=O)(OOC1(O)C(=CC2(OOC1C2ON(=O)=O)N(=O)=O)O)
NNC_C5a	12	10	15	2	OC(C=O)C(=O)C=CC(=O)(OOC1(O)C(=CC2(OOC1C2ON(=O)=O)N(=O)=O)O)
NNC_C4a	11	8	14	2	O(C1(O)C(=CC2(OOC1C2ON(=O)=O)N(=O)=O)O)OC(=O)C=CC(=O)C=O
NCAT_NCAT	12	12	16	2	O(C1(O)C(=CC2(OOC1C2O)N(=O)=O)O)OC1(O)C(=CC2(OOC1C2O)N(=O)=O)O
NCAT_NBZb	12	10	14	2	O(C1(O)C(=CC2(OOC1C2O)N(=O)=O)O)OC1C(=O)C=CC(=O)C1ON(=O)=O
NCAT_PBZ	12	11	12	1	O(C1(O)C(=CC2(OOC1C2O)N(=O)=O)O)OC1C(=O)C=CC(=O)C1O
NCAT_MALc	10	9	13	1	O(C1(O)C(=CC2(OOC1C2O)N(=O)=O)O)OC1C(=O)OC(=O)C1O

NCAT_NDN	12	10	19	4	O(C1(O)C(=CC2(OOC1C2O)N(=O)=O)O)OC1(O)C(=CC2(OOC1C2ON(=O)=O)N(=O)=O)N(=O)=O
NCAT_DNP	12	11	17	3	O(C1(O)C(=CC2(OOC1C2O)N(=O)=O)O)OC1(O)C(=CC2(OOC1C2O)N(=O)=O)N(=O)=O
NCAT_C2c	8	9	11	1	OCC(=O)(OOC1(O)C(=CC2(OOC1C2O)N(=O)=O)O)
NCAT_C5a	12	11	13	1	OC(C=O)C(=O)C=CC(=O)(OOC1(O)C(=CC2(OOC1C2O)N(=O)=O)O)
NCAT_C4a	11	9	12	1	O(C1(O)C(=CC2(OOC1C2O)N(=O)=O)O)OC(=O)C=CC(=O)C=O
NBZb_NBZb	12	8	12	2	O(C1C(=O)C=CC(=O)C1ON(=O)=O)OC1C(=O)C=CC(=O)C1ON(=O)=O
NBZb_PBZ	12	9	10	1	O(C1C(=O)C=CC(=O)C1ON(=O)=O)OC1C(=O)C=CC(=O)C1O
NBZb_MALc	10	7	11	1	O(C1C(=O)C=CC(=O)C1ON(=O)=O)OC1C(=O)OC(=O)C1O
NBZb_NDN	12	8	17	4	O(C1C(=O)C=CC(=O)C1ON(=O)=O)OC1(O)C(=CC2(OOC1C2ON(=O)=O)N(=O)=O)N(=O)=O
NBZb_DNP	12	9	15	3	O(C1C(=O)C=CC(=O)C1ON(=O)=O)OC1(O)C(=CC2(OOC1C2O)N(=O)=O)N(=O)=O
NBZb_C2c	8	7	9	1	OCC(=O)(OOC1C(=O)C=CC(=O)C1ON(=O)=O)
NBZb_C5a	12	9	11	1	OC(C=O)C(=O)C=CC(=O)(OOC1C(=O)C=CC(=O)C1ON(=O)=O)
NBZb_C4a	11	7	10	1	O(C1C(=O)C=CC(=O)C1ON(=O)=O)OC(=O)C=CC(=O)C=O
PBZ_PBZ	12	10	8	0	O(C1C(=O)C=CC(=O)C1O)OC1C(=O)C=CC(=O)C1O
PBZ_MALc	10	8	9	0	O(C1C(=O)C=CC(=O)C1O)OC1C(=O)OC(=O)C1O
PBZ_NDN	12	9	15	3	O(C1C(=O)C=CC(=O)C1ON(=O)=O)OC1(O)C(=CC2(OOC1C2ON(=O)=O)N(=O)=O)N(=O)=O
PBZ_DNP	12	10	13	2	O(C1C(=O)C=CC(=O)C1O)OC1(O)C(=CC2(OOC1C2O)N(=O)=O)N(=O)=O
PBZ_C2c	8	8	7	0	OCC(=O)(OOC1C(=O)C=CC(=O)C1O)
PBZ_C5a	12	10	9	0	OC(C=O)C(=O)C=CC(=O)(OOC1C(=O)C=CC(=O)C1O)
PBZ_C4a	11	8	8	0	O(C1C(=O)C=CC(=O)C1O)OC(=O)C=CC(=O)C=O
MALc_MALc	8	6	10	0	O(C1C(=O)OC(=O)C1O)OC1C(=O)OC(=O)C1O
MALc_NDN	10	7	16	3	O(C1C(=O)OC(=O)C1O)OC1(O)C(=CC2(OOC1C2ON(=O)=O)N(=O)=O)N(=O)=O
MALc_DNP	10	8	14	2	O(C1C(=O)OC(=O)C1O)OC1(O)C(=CC2(OOC1C2O)N(=O)=O)N(=O)=O
MALc_C2c	6	6	8	0	OCC(=O)(OOC1C(=O)OC(=O)C1O)
MALc_C5a	10	8	10	0	OC(C=O)C(=O)C=CC(=O)(OOC1C(=O)OC(=O)C1O)
MALc_C4a	9	6	9	0	O(C1C(=O)OC(=O)C1O)OC(=O)C=CC(=O)C=O
NDN_NDN	12	8	22	6	O(C1(O)C(=CC2(OOC1C2ON(=O)=O)N(=O)=O)N(=O)=O)OC1(O)C(=CC2(OOC1C2ON(=O)=O)N(=O)=O)N(=O)=O
NDN_DNP	12	9	20	5	O(C1(O)C(=CC2(OOC1C2ON(=O)=O)N(=O)=O)N(=O)=O)OC1(O)C(=CC2(OOC1C2O)N(=O)=O)N(=O)=O
NDN_C2c	8	7	14	3	OCC(=O)(OOC1(O)C(=CC2(OOC1C2ON(=O)=O)N(=O)=O)N(=O)=O)
NDN_C5a	12	9	16	3	OC(C=O)C(=O)C=CC(=O)(OOC1(O)C(=CC2(OOC1C2ON(=O)=O)N(=O)=O)N(=O)=O)
NDN_C4a	11	7	15	3	O(C1(O)C(=CC2(OOC1C2ON(=O)=O)N(=O)=O)N(=O)=O)OC(=O)C=CC(=O)C=O
DNP_DNP	12	10	18	4	O(C1(O)C(=CC2(OOC1C2O)N(=O)=O)N(=O)=O)OC1(O)C(=CC2(OOC1C2O)N(=O)=O)N(=O)=O
DNP_C2c	8	8	12	2	OCC(=O)(OOC1(O)C(=CC2(OOC1C2ON(=O)=O)N(=O)=O)N(=O)=O)
DNP_C5a	12	10	14	2	OC(C=O)C(=O)C=CC(=O)(OOC1(O)C(=CC2(OOC1C2O)N(=O)=O)N(=O)=O)
DNP_C4a	11	8	13	2	O(C1(O)C(=CC2(OOC1C2O)N(=O)=O)N(=O)=O)OC(=O)C=CC(=O)C=O
C2c_C2c	4	6	6	0	OCC(=O)(OO(C(=O)CO))
C2c_C5a	8	8	8	0	OCC(=O)(OO(C(=O)C=CC(=O)C(C=O)O))
C2c_C4a	7	6	7	0	OCC(=O)(OO(C(=O)C=CC(=O)C=O))
C5a_C5a	12	10	10	0	OC(C=O)C(=O)C=CC(=O)(OO(C(=O)C=CC(=O)C(C=O)O))
C5a_C4a	11	8	9	0	OC(C=O)C(=O)C=CC(=O)(OOC(=O)C=CC(=O)C=O)
C4a_C4a	10	6	8	0	O(C(=O)C=CC(=O)C=O)OC(=O)C=CC(=O)C=O
BZo_O5_OOH	6	8	7	0	O=CC(O)C(O)C1OC1C(OO)=O
BZo_O7_OOH	6	8	9	0	O=C(OO)C(O)C(O)C1OC1C(OO)=O
BZo_O9_OOH	6	8	11	0	O=C(OO)C(O)C(O)C(=O)C(OO)C(=O)OO
BZeo_O4_OOH	6	8	6	0	OOC1C2OC2C3OOC1C3(O)
BZeo_O6_OOH	6	8	8	0	O=C=CC(OO)C(O)C(O)C(=O)OO
BZeo_O8_OOH	6	8	10	0	O=C(OO)C(O)C(=O)CC(OO)C(=O)OO
C5e_O4_OOH	5	8	6	0	O=CC(OO)C(O)C(O)C=O
C5_O5_OOH	5	8	7	0	OOC=CC(O)C(O)C(=O)OO
C5e_O6_OOH	5	8	8	0	O=CC(OO)C(O)C(O)C(OO)=O
C5_O7_OOH	5	8	9	0	O=C(OO)C(O)C(O)C(O)C(=O)OO
C5e_O8_OOH	5	8	10	0	O=C(OO)C(OO)C(O)C(O)C(OO)=O
BZo_O5_NO3	6	7	8	1	O=CC(O)C(O)C1OC1C(ON(=O)=O)=O
BZo_O7_NO3	6	7	10	1	O=C(ON(=O)=O)C(O)C(O)C1OC1C(OO)=O
BZo_O9_NO3	6	7	12	1	O=C(OO)C(O)C(O)C(=O)C(ON(=O)=O)C(=O)OO
BZeo_O4_NO3	6	7	7	1	O=N(=O)OC1C2OC2C3OOC1C3(O)
BZeo_O6_NO3	6	7	9	1	O=C=CC(OO)C(O)C(O)C(=O)ON(=O)=O
BZeo_O8_NO3	6	7	11	1	O=C(ON(=O)=O)C(O)C(=O)CC(OO)C(=O)OO
C5e_O4_NO3	5	7	7	1	O=CC(ON(=O)=O)C(O)C(O)C=O
C5_O5_NO3	5	7	8	1	OOC=CC(O)C(O)C(=O)ON(=O)=O
C5e_O6_NO3	5	7	9	1	O=CC(OO)C(O)C(O)C(ON(=O)=O)=O
C5_O7_NO3	5	7	10	1	O=C(ON(=O)=O)C(O)C(O)C(O)C(=O)OO
C5e_O8_NO3	5	7	11	1	O=C(ON(=O)=O)C(OO)C(O)C(O)C(OO)=O
ROCS_O5_O	6	6	6	0	O=CC(=O)C(O)C1OC1C(O)=O
ROCS_O7_O	6	6	8	0	O=C(O)C(=O)C(O)C1OC1C(OO)=O
ROCS_O9_O	6	6	10	0	O=C(OO)C(O)C(O)C(=O)C(=O)C(=O)OO
ROCS_O4_O	6	6	5	0	O=C1C2OC2C3OOC1C3(O)
ROCS_O6_O	6	6	7	0	O=C=CC(OO)C(=O)C(O)C(=O)O
ROCS_O8_O	6	6	9	0	O=C(O)C(=O)C(=O)CC(OO)C(=O)OO

Table ST7: basic properties of the autoAPRAM species for benzene, including species name, atomic composition and the molecular structure in SMILES format.

References (SI Tables):

Cocker, D. R., Flagan, R. C., and Seinfeld, J. H.: State-of-the-Art Chamber Facility for Studying Atmospheric Aerosol Chemistry, *Environ. Sci. Technol.*, 35, 2594–2601, <https://doi.org/10.1021/es0019169>, 2001.