

1 **Opinion: Stratospheric Ozone – Depletion, Recovery and New**

2 **Challenges**

3 Martyn P. Chipperfield^{1,2} and Slimane Bekki³

4 ¹School of Earth and Environment, University of Leeds, LS2 9JT, UK

5 ²National Centre for Earth Observation, University of Leeds, Leeds LS2 9JT, UK

6 ³LATMOS/IPSL Sorbonne Université, UVSQ, CNRS, 75005 Paris, France

7 *Correspondence to:* Martyn P. Chipperfield (M.Chipperfield@leeds.ac.uk)

8 **Abstract.** We summarise current important and well-established open issues related to the depletion of stratospheric ozone
9 and discuss some newly emerging challenges. The ozone layer is recovering from the effects of halogenated source gases due
10 to the continued success of the Montreal Protocol despite recent renewed production of controlled substances and the impact
11 of uncontrolled very short-lived substances. The increasing atmospheric concentrations of greenhouse gases such as carbon
12 dioxide, methane (CH₄) and nitrous oxide (N₂O) have large potentials to perturb stratospheric ozone but their future evolutions,
13 and hence impacts, are uncertain. Ozone depletion through injection of smoke particles has been observed following recent
14 Australian wildfires. Further perturbations to the ozone layer are currently occurring through the unexpected injection of
15 massive amounts of water vapour from the Hunga Tonga-Hunga Ha`apai volcano in 2022. Open research questions emphasise
16 the critical need to maintain, if not expand, the observational network and to address the impending ‘satellite data gap’ in
17 global, height-resolved observations of stratospheric trace gases and aerosols. We will, in effect, be largely blind to the
18 stratospheric effects of similar wildfire and volcanic events in the near future. Complex Earth System Models (ESMs) being
19 developed for climate projections have the stratosphere as an important component. However, the huge computational
20 requirement of these models must not result in an oversimplification of the many processes affecting the ozone layer. Regardless,
21 a hierarchy of simpler process models will continue to be important for testing our evolving understanding of the ozone layer
22 and for providing policy-relevant information.

23
24

25 **1 Introduction**

26 Depletion of the stratospheric ozone layer has been a major environmental issue of the past few decades, especially since the
27 discovery of the Antarctic ozone hole in 1985 (Farman et al., 1985). The observed depletion at middle and high latitudes has
28 been caused by increasing abundances of chlorine and bromine species, which are derived from long-lived surface-emitted
29 halogenated gases, so-called ozone-depleting substances (ODSs) (see e.g. Solomon, 1999). A primary reason for concern is
30 that the ozone layer prevents harmful, biologically damaging ultraviolet (UV) radiation (wavelengths below about 300 nm)
31 from reaching the surface. UV radiation can, among other impacts, cause skin cancer in humans and can be damaging to plants
32 (Barnes et al., 2019). Ozone not only absorbs UV radiation, heating up the stratosphere, but also interacts with terrestrial
33 infrared (IR) radiation (e.g. Riese et al., 2012). As such, it plays a key role in determining the temperature structure of the
34 atmosphere. Hence, changes in the ozone layer can also affect surface climate, and moreover the long-lived ODSs, such as
35 chlorofluorocarbons (CFCs), themselves are also potent greenhouse gases (Velders et al., 2007).

36

37 The Montreal Protocol on Substances that Deplete the Ozone Layer was signed in 1987 and ratified two years later. With
38 several subsequent amendments, the Protocol now controls (limits) the production and consumption of all major long-lived
39 ODSs, which are ultimately emitted to the atmosphere. The atmospheric abundances of these species have responded to these
40 controls; the stratospheric levels of chlorine and bromine peaked in the 1990s and are now slowly declining (e.g. Newman et
41 al., 2007; Engel et al. 2018). In consequence, an increase ('recovery') of stratospheric ozone has been detected in the upper
42 stratosphere and the Antarctic, although the signal is currently small and is difficult to separate from other atmospheric
43 influences (e.g. Chipperfield et al., 2017). Nevertheless, the Protocol can therefore be considered on track in its aim of
44 protecting the ozone layer from the effects of halogenated ODSs (see Section 3). A common measure of recovery is the date
45 at which stratospheric ozone values are predicted to return to 1980 levels, before the occurrence of large depletion. This return
46 will also be affected by factors other than ODSs, notably climate change (see Section 4). Models predict that this will occur
47 around the middle of this century (e.g. Dhomse et al., 2018), although there are limitations using this simple measure of the
48 timing of a specific event for quantifying the ongoing process of recovery (e.g. Pyle et al., 2022). Accordingly, the Montreal
49 Protocol (MP) is arguably the most successful international environmental treaty to date. Recent discoveries related to
50 increased emissions of controlled ODSs (Monzka et al., 2018) and uncontrolled short-lived halogenated source gases (e.g.
51 Hossaini et al., 2017) had raised some concerns on the continued success of the treaty and the outlook for ozone recovery.
52 However, the success of dealing with the CFC-11 issue (see Section 3.1) has demonstrated the resilience of the protocol, the
53 effectiveness of its provisions, and the importance of continued vigilance regarding atmospheric trace gases.

54

55 This Opinion paper gives our personal view of some long-standing and recently emerging issues in ozone layer science. It is
56 not a review of the subject; there are many excellent text books and the 4-yearly WMO/UNEP assessments (e.g. WMO, 2022)
57 which serve that purpose. Section 2 gives a brief summary of ozone layer research, with emphasis on the contribution of Paul
58 Crutzen, to whom selected papers in this issue are dedicated. Section 3 addresses the long-standing issue of ozone depletion
59 driven by halogenated species. Section 4 discusses the impact increasing greenhouse gas loadings on stratospheric ozone and
60 the new research areas of wildfire smoke and the expanding topic of volcanic impacts. Section 5 gives some thoughts on issues
61 related to the availability of observations necessary to follow the evolution of the ozone layer and understand its changes.
62 Section 6 discusses the range of modelling tools available, some further developments that are still needed, and how these
63 tools can be best employed. Finally, an outlook is provided in Section 7.

64 **2 A Century of Ozone Layer Research**

65 Active research into stratospheric ozone dates back around 100 years. Dobson pioneered the detection and quantification of
66 ozone in the stratosphere using a UV spectrometer (Dobson and Harrison, 1926) following earlier work by Fabry and Buisson
67 (see historical summary in Brasseur, 2020). A theoretical model for creation of a stratospheric ozone layer, based solely on
68 oxygen chemistry, was first proposed by Chapman (1930). This was based on the slow production and destruction of 'odd
69 oxygen' ($Ox = O_3 + O(^3P)$) along with fast interconversion of O_3 and $O(^3P)$ within the Ox family. This oxygen-only model
70 appeared to suffice until the 1960s when improved observations and laboratory measurements of key rate coefficients revealed
71 a major quantitative discrepancy. The Chapman cycle included the only significant chemical source of Ox, i.e. photolysis of
72 O_2 , but ignored around 80% of stratospheric Ox loss via catalytic cycles that destroy ozone through reactions involving HOx
73 (e.g. Nicolet, 1970), NOx and halogen radicals.

74

75 Here, as part of this special issue, we highlight the contribution of the late Paul Crutzen (1933 – 2021) to ozone layer science.
76 For a comprehensive summary of his whole career please see Müller et al. (2022), and references therein, Solomon (2021a),
77 Fishman et al. (2023) and Müller et al. (2023). Paul Crutzen started contributing to our understanding of the ozone layer very

78 early in his scientific career. In 1965, at Stockholm University, Crutzen helped visiting US scientist J.R. Blankenship to
79 develop a numerical model of different forms of oxygen in the stratosphere, mesosphere and lower thermosphere. This marked
80 the start of his scientific career and gave him his first paper (Blankenship and Crutzen, 1965). Following this work Crutzen
81 chose to study for a PhD in stratospheric ozone as it appeared, at that time, to be a topic of “pure science related to natural
82 processes” rather than one about human impact. Clearly, that situation later changed! In due course Crutzen submitted his PhD
83 thesis ‘On the photochemistry of ozone in the stratosphere and troposphere and pollution of the stratosphere by high-flying
84 aircraft’ to Stockholm University in May 1973.

85
86 In his PhD work (Crutzen 1970, 1971, 1972, 1973), Crutzen was the first to suggest that reactions catalysed by NO and NO₂
87 control the abundance of ozone in the middle stratosphere (around 25-35 km). This is summarised by the cycle:



90 Where the sum of NO and NO₂ is termed NO_x. This discovery was a major achievement and helped to pave the way for a
91 quantitative understanding of stratospheric ozone whereby catalytic cycles driven by radical species from various chemical
92 families (HO_x, NO_x, Cl_x, Br_x) are added to the original oxygen-only model of Chapman (1930). This work formed part of the
93 basis for Crutzen being awarded the 1995 Nobel Prize for Chemistry jointly with Mario J. Molina and F. Sherwood Rowland
94 "for their work in atmospheric chemistry, particularly concerning the formation and decomposition of ozone".

95
96 Prior to submitting his PhD thesis Crutzen spent two years (1969-1971) as a visitor to the University of Oxford. Here he
97 developed his ideas on the importance of NO_x in controlling ozone in order to address the issue of human-induced perturbations
98 to the ozone layer caused by emissions from high flying supersonic transport (SST) aircraft. The debate on the atmospheric
99 impacts of SST had begun in the early 1970s when it was envisaged that large fleets of around 500 aircraft such as the Anglo-
100 French Concorde might be flown within the lower stratosphere (e.g. Johnston, 1971). Through his modelling work Crutzen
101 was aware of inherent model uncertainties which prompted him to make the statement that the “minimum requirement is
102 therefore that extensive supersonic air traffic should not take place in the stratosphere before reliable predictions can be made
103 of the possible environmental consequences of such operations” (Crutzen, 1972). This is an insightful lesson that would be
104 equally applicable to many other past and present areas of atmospheric science and therefore one well worth remembering.

105
106 During the 1970s Crutzen’s scientific interests extended into other areas, though he did maintain a link with the stratosphere
107 through the study of the impact of NO_x produced from solar proton events on the ozone layer (Solomon and Crutzen, 1981).
108 He also addressed the budget of stratospheric NO_y (reactive odd nitrogen) from the perspective of surface sources, highlighting
109 the human impact on stratospheric ozone of increased fertilizer and associated increased emissions of N₂O, the main source of
110 stratospheric NO_y (Crutzen and Ehalt, 1977). Following the same reasoning as for N₂O, he also worked out that the dominant
111 non-volcanic source of stratospheric sulfur was the surface emissions of carbonyl sulfide (COS), the long-lived atmospheric
112 sulfur compound (Crutzen, 1976).

113
114 Before his works on N₂O and COS, Crutzen had also keenly followed the publication of seminal papers on chlorofluorocarbons
115 (CFCs) (Molina and Rowland, 1974) and stratospheric chlorine (Stolarski and Cicerone, 1974), prompting him to publish a
116 contribution on this topic (Crutzen, 1974). Similarly, following the surprise discovery of the Antarctic Ozone Hole (Farman et
117 al., 1985) Crutzen was quick to think about the possible implications of co-condensation of HNO₃ and H₂O (at temperatures
118 above that at which pure ice clouds form) as a mechanism for widespread formation of polar stratospheric clouds (PSCs) and
119 the initiation of key ozone-destroying halogen chemistry (Solomon et al., 1986) via heterogeneous reactions on PSCs (Crutzen
120 and Arnold, 1986). In this way Crutzen made important scientific contributions to the early research into the causes of polar

121 ozone depletion. His later work on describing the epoch of the Anthropocene still has ongoing relevance to protecting the
122 Earth's ozone layer shield (see Solomon et al., 2021b). His multi-faceted scientific legacy for stratospheric ozone is assured.
123

124 **3 Ozone Depletion and the Montreal Protocol**

126 **3.1 Montreal Protocol**

127 The signing of the Montreal Protocol on Substances that Deplete the Ozone Layer in 1987 and its subsequent amendments
128 have had a major impact on the anthropogenic halogen source to the stratosphere. The Protocol now controls (limits) the
129 production and consumption of all major long-lived ODSs, which are ultimately emitted to the atmosphere. Controls on ODS
130 production have caused a net reduction in the tropospheric source gases (**Figure 1a**) that transport chlorine and bromine to the
131 stratosphere.

132
133 A very important recent development in the Montreal Protocol was the inclusion of hydrofluorocarbons (HFCs) in the Kigali
134 Amendment of 2016 (WMO, 2018). HFCs do not contain any chlorine or bromine and hence do not lead directly to ozone
135 depletion. However, they are potent greenhouse gases and are only present in the atmosphere as replacements for CFCs and
136 HCFCs, hence the need to control these gases and to do so within the MP.

137
138 The majority of long-lived halocarbon source gases are now controlled by the Protocol. Further, or more rapid, reductions in
139 stratospheric chlorine (and bromine) would depend on extension of the Protocol to chlorinated very short-lived substances
140 (VSLS), defined as having an atmospheric lifetime of less than 6 months. The prime example of this is dichloromethane
141 (CH_2Cl_2) (Hossaini et al., 2017) which is mainly of anthropogenic origin and, although largely removed in the troposphere,
142 does deliver a large fraction of the estimated 130 ± 20 pptv of VSLS chlorine to the stratosphere both directly (source gas
143 injection, SGI) and through decay products (product gas injection, PGI) (see WMO, 2022). Although this is only around 4%
144 of the current stratospheric chlorine loading, its contribution is expected to increase (Section 3.3).

145
146 The history of the MP since its signing in 1987 (and ratification in 1989) is one of continued success – as evidenced by the
147 decreasing loading of ODSs and stratospheric chlorine and bromine (WMO, 2022). Indeed, the former UN Secretary General,
148 Kofi Annan, described the Protocol to be not only “the most successful environmental treaty in history”, but also “perhaps the
149 most successful international agreement to date” of any kind. However, that success appeared to be challenged for the first
150 time by the observation of an unexpected slowdown in the atmospheric CFC-11 decay (Montzka et al., 2018), which implied
151 renewed emissions. A large fraction (at least) of these emissions were traced to eastern China (Rigby et al., 2019). It must be
152 emphasised that this detection of apparent contravention of the MP was only possible through continued observations by the
153 distributed ground-based monitoring networks (see Section 5). Following this discovery, alarm was raised by policy makers
154 involved in the MP process that these renewed emissions could cause a delay in recovery of the ozone layer (e.g. Dhomse et
155 al., 2019). Extensions of these observations for a further three years (Montzka et al., 2021; Park et al., 2021) show that these
156 renewed emissions of CFC-11 appeared to have greatly declined. Therefore, we can argue that this episode has been further
157 evidence of the success of the MP and of the effective combination of monitoring observations, science and policy. We
158 emphasise that a key component of these interconnected activities is communicating ODS and ozone layer science and findings
159 to policy makers to guide future decision making to protect ozone and climate. Despite the undoubted progress in our
160 understanding of the atmospheric abundance of the major ODSs, some important and persistent uncertainties remain. In

161 particular, this is the case for carbon tetrachloride (CCl₄) (Sherry et al., 2018), which is produced in large quantities for
162 feedstock use (e.g. Chipperfield et al., 2020) and also has soil and oceanic sinks (e.g. Butler et al., 2016). It has proved
163 challenging to pin down the atmospheric budget of this species and explain the apparently slower atmospheric decay than
164 expected based on its estimated lifetime (e.g. Park et al., 2018). The continued observation of these controlled ODSs, and
165 further improved understanding of their atmospheric budgets, is important to ensure the ongoing success of the MP.
166

167 **3.2 Ozone Recovery**

168 The undoubted success of the Montreal Protocol in halting and turning around the increasing trend in stratospheric chlorine
169 and bromine is clearly expected to lead to ozone recovery, e.g. an increase in global ozone. However, the detection of ozone
170 recovery, and even maintaining consistency on the definition of what recovery is within the community, has proven difficult.
171 There is now a general consensus that recovery means ‘recovery from the effects of depletion caused by halogen (chlorine and
172 bromine) species’ (e.g. WMO, 2011). Stratospheric ozone amounts clearly depend on many other varying factors (e.g. solar
173 radiation, temperature, dynamics) which can also lead to an increase or a decrease in its concentration. These ‘non-halogen’
174 influences need to be removed if the ozone recovery from halogens is to be quantified. Thus, recovery cannot generally be
175 detected directly from observations of ozone alone and a statistical or physical model is needed to isolate the effects of halogen
176 chemistry from other effects in the ozone evolution.
177

178 Given that recovery is from the effects of halogen-catalysed chemical depletion, the clearest signal of recovery might be
179 expected in regions where this chemistry exerts the strongest influence on ozone. Newchurch et al. (2003) first claimed the
180 detection of ozone recovery in the upper stratosphere where the classical ClO + O cycle (Molina and Rowland, 1974; Stolarki
181 and Cicerone 1974) has its maximum efficiency. In this region there are also non-halogen effects; in particular the contribution
182 of ozone increase from stratospheric cooling need to be removed, which is done by model attribution studies of the different
183 processes (noting that the stratospheric temperature changes can be due to both increased longwave cooling by CO₂ and
184 reduced shortwave heating by O₃ itself). It proved more elusive to detect recovery in the other atmospheric regions subject to
185 large halogen-catalysed loss - namely the polar lower stratospheres. Solomon et al. (2016) succeeded in detecting Antarctic
186 recovery (or ‘healing’) by focussing on the period of rapid chemical loss in September, rather than the period of lowest ozone
187 in October which is subject to saturation of the ozone loss and variability in breakdown of the polar vortex. As expected, the
188 larger interannual variability in Arctic ozone loss has made detection of any trends in this region difficult. However, using
189 long-term ground-based UV-visible observations, Pazmino et al. (2023) recently claimed some measure of Arctic ozone
190 recovery. These studies show that when searching for the signal of ozone recovery in a variable atmosphere it is important to
191 bear in mind that the different metrics used for the same phenomenon may indicate different behaviours for the recovery.
192

193 At extrapolar latitudes, observations confirm that the ozone decline in 1990s and earlier, caused by increasing atmospheric
194 concentrations of ODSs, has now transitioned to a slow ozone increase in both hemispheres (**Figure 2**, WMO (2022)). This is
195 consistent among the ground- and satellite-based measurements and chemistry-climate model simulations in the middle and
196 upper stratosphere, despite the larger variability of the ground-based measurements. This is apparent in the evolution of
197 observed and modelled annual mean deseasonalized ozone anomalies, relative to the 1998–2008 climatology for each
198 individual dataset in **Figure 2**, in the upper stratosphere (42 km or 2 hPa) and in the lower stratosphere (19 km or 70 hPa).
199 Upper stratospheric ozone anomalies averaged over 2017–2020 from most datasets are positive relative to the 1998–2008
200 average, which is consistent with expectations from the chemistry-climate model (CCM) simulations. In contrast, lower-
201 stratospheric ozone anomalies over 2017–2020 continue to be about the same as for the 1998–2008 average. Interestingly, in
202 2019 and 2020, stratospheric ozone values were lower than in previous years and below the level expected from model

203 simulations (Weber et al., 2020). The particularly low 2020 annual mean is the result of a very weak Brewer Dobson circulation
204 (BDC) and a large and stable Antarctic ozone hole (Klekociuk et al., 2021; Weber et al., 2021). Such large interannual
205 variability, driven by variations in meteorology and transport (e.g. Chipperfield et al., 2018), is typical for the lower
206 stratosphere and limits our ability to drawing definite conclusions about long-term trends, especially for the mid-latitudes (30°–
207 60°) in both hemispheres (see WMO, 2022). Evidently, longer observational time series should reduce the uncertainty due to
208 this variability, again reinforcing the need for continued atmospheric monitoring.

209

210 While we can see that stratospheric halogen levels are decreasing, and therefore their impact on ozone is decreasing, there are
211 a number of concerns about the extent and rate of ozone recovery. Clearly, ongoing emissions of chlorine and bromine from
212 ODSs or VSLS that are not already accounted for will act to slow down this recovery (Sections 3.1 and 3.3). However, there
213 are other factors which are not controlled by the MP and which may also lead to decreases in column ozone, ultimately the
214 parameter of primary concern for protecting the biosphere. There are many studies (e.g. Ball et al., 2018, see also **Figure 2**)
215 which point to an ongoing decrease in ozone in the mid-latitude lower stratosphere. This may be related to dynamical changes,
216 which are predicted to decrease tropical column ozone in the future (Section 6). The model simulations of Chipperfield et al.
217 (2018) supported this cause and showed a negligible impact of assumed trends on VSLS bromine and chlorine. In contrast,
218 Villemayor et al. (2023) have suggested a role for the combined effects of chlorine, bromine and iodine VSLS acting together.
219 This is a region where further work is needed to determine the extent of ozone depletion/recovery and to quantify its driving
220 factors.

221

222 **3.3 Other Issues Related to Halogen Chemistry**

223 As noted in Section 2.2, VSLS deliver important amounts of chlorine and bromine to the stratosphere. VSLS bromine is largely
224 of natural oceanic origin and contributes 5 ± 2 pptv to stratospheric bromine, which is around 27% of the total (WMO, 2022).
225 There is currently no suggestion of a trend in this VSLS bromine contribution but this could potentially occur due to climate
226 feedbacks on the strengths of the emission sources. In contrast, VSLS chlorine is largely of anthropogenic origin. Although
227 the total VSLS chlorine injection of 130 ± 20 pptv is only 4% of the total stratospheric chlorine (WMO, 2022), it is showing a
228 small increasing trend notably through increases in the atmospheric abundances of CH_2Cl_2 and CHCl_3 (e.g. Fang et al., 2019;
229 Claxton et al., 2020). Far larger local stratospheric chlorine inputs from VSLS have recently been observed in regions where
230 strong convection and emissions co-locate, notably the Asian Summer Monsoon (Adcock et al., 2020), pointing to the
231 importance of observing chlorine species directly in the lower stratosphere.

232

233 Solomon et al. (1994) pointed out that iodine depletes ozone more efficiently than chlorine, and thus could be responsible for
234 significant contribution to past and future ozone changes. However, there are still large uncertainties in the main gas- and
235 condensed-phase iodine photochemical processes (see e.g. Saiz-Lopez et al., 2012; Feng et al. 2023) and observations of
236 inorganic iodine (Iy) species in the upper troposphere – lower stratosphere (UTLS) are sparse. So far, only a few global 3-D
237 models have included iodine chemistry (e.g., atmospheric chemistry-climate models such as CAM by Ordóñez et al., 2012;
238 SOCOL-AERv2-I by Karagodin-Doyennel et al., 2021; WACCM by Cuevas et al., 2022; LMDZ-INCA by Caramet et al., 2023;
239 Chemical transport models MOZART by Youn et al., 2010; TOMCAT/SLIMCAT by Hossaini et al., 2015 and GEOS-Chem
240 by Sherwen et al., 2016). These models have included the major sources of iodine from the ocean, including short-lived
241 iodocarbons (e.g. CH_3I , CH_2I_2) and primary HOI and I_2 emissions (e.g., Carpenter, 2003; Jones et al., 2010, Saiz-Lopez et al.,
242 2012; Carpenter et al., 2013). Recent measurements have indicated that up to 0.77 ± 0.10 parts per trillion by volume (pptv)
243 total inorganic iodine reaches the stratosphere from ocean emissions (Koenig et al., 2020). Modelling studies have indicated
244 that iodine may play an important role in stratospheric ozone depletion. However, large uncertainties remain over the

245 contribution of iodine to stratospheric ozone levels, ranging from a few percent reduction (e.g., Hossaini et al., 2015;
246 Karagodin-Doyennel et al., 2021) to 10% (Cuevas et al., 2022) and up to 30% (e.g., Ordóñez et al., 2012). Indeed, the
247 contribution of iodine could become more pronounced in the future (Cuevas et al., 2022; Villemayor et al., 2023) with the
248 decreasing amounts of stratospheric chlorine and bromine brought about by the Montreal Protocol (Feng et al., 2021).

249
250 It is worth pointing out that volcanoes are also a potentially significant source of halogens to the atmosphere (Bobrowski et
251 al., 2003; Pyle and Mather, 2009). Large halogen-rich eruptions could in principle inject large amounts of halogens, notably
252 bromine, directly into the stratosphere, causing massive ozone destruction (Kutterolf et al., 2013; Cadoux et al., 2015).
253 However, this phenomenon has not been observed during the current satellite era.

255 **4 Other Challenges**

256 The MP has been focused on reducing ozone depletion by anthropogenic halogens. However, there are other well-known
257 causes of global ozone perturbations, notably natural ones such as the 11-year solar variability (for which the recent solar cycle
258 23 showed decreased flux) and stratospheric sulfur injections by large volcanic eruptions (e.g. El Chichon in 1982 and Mt
259 Pinatubo in 1991) (WMO, 2022). So far, since the start of satellite observations around 1980, these natural factors have had a
260 relatively limited impact on global ozone and, unlike the anthropogenic halogen emissions, are only expected to cause short-
261 term (decadal timescale at most) fluctuations in stratospheric ozone.

262
263 Climate change represents a pressing and long-term issue for stratospheric ozone. The overall impacts of climate change
264 (largely driven by the increase in CO₂ levels) on stratospheric ozone are complex with uncertainties ranging from transport to
265 chemistry effects and their couplings (e.g. changes in the strength of the stratospheric BDC, changes in the tropospheric water
266 flux into the stratosphere, temperature-dependent chemistry effects, chemistry changes linked to the increasing levels in
267 stratospheric source gases such as CH₄ and N₂O that are also major greenhouse gases) (e.g. WMO, 2018; 2022). Many of these
268 effects are coupled and some of the resulting stratospheric perturbations can, in return, influence the surface climate. For
269 example, the projected increasing speed of the stratospheric BDC will decrease column ozone in the tropics – a region which
270 has so far not been subject to substantial column depletion (Eyring et al., 2007). Increasing levels of N₂O will lead to enhanced
271 NO_x-catalysed ozone depletion in the middle atmosphere (Revell et al., 2012). The impact of increasing CH₄ is more complex,
272 it could lead to increased ozone depletion through increased HO_x but less chlorine-catalysed depletion through deactivation
273 of Cl to HCl (Revell et al., 2012). These effects will increase as GHG levels increase but the details will depend on the relative
274 changes in CO₂, N₂O and CH₄. Therefore, the chemical details of the different prescribed scenarios are important for the ozone
275 impact. Understanding and forecasting the effects of climate change on stratospheric ozone has been a major outstanding
276 challenge for several decades now and will remain one for years to come. While our knowledge of relevant atmospheric
277 processes will improve, there will remain the issue of uncertainty in GHG scenarios which are based on societal decisions.

278
279 More recently, other new challenges have emerged. The stratosphere contains aerosol particles which are mostly located in its
280 lower altitude region. This stratospheric aerosol load is usually dominated by supercooled sulfuric acid particles whose main
281 sources are stratospheric oxidation of volcanic SO₂ and of OCS, a long-lived sulfur species emitted at the surface (Crutzen,
282 1976). Sulfuric acid aerosols play an important role in stratospheric chemistry and in the radiative balance of the atmosphere,
283 notably when it is enhanced volcanically. They provide surfaces for key heterogeneous reactions (Hofmann and Solomon,
284 1989), cool the surface by scattering incident sunlight back to space and can heat the stratosphere by absorbing near-infrared
285 radiation (Stenchikov et al., 1998; Robock, 2000). Until quite recently, almost all the observed global enhancements in

286 stratospheric aerosols and resulting ozone perturbations were linked to sulfur injections by large volcanic eruptions (e.g. El
287 Chichon in 1983, Mt Pinatubo in 1991). As the stratospheric aerosol variability appeared to be essentially driven by volcanic
288 sulfur inputs, only sulfur-induced perturbations of stratospheric aerosols have usually been considered significant for the global
289 stratosphere and climate. This focus on sulfur has also led to the development of sophisticated stratospheric sulfate aerosol
290 microphysical modules which are now implemented in several global climate models (e.g. Zanchettin et al., 2016). These
291 models are able to reproduce observed features of the stratospheric aerosol layer rather well, especially the large enhancements
292 by volcanic eruptions (Zanchettin et al., 2022) and associated ozone losses (e.g. Bekki and Pyle, 1994; Mills et al., 2017).
293 These models are also used to assess the impacts of other stratospheric sulfur injections on stratospheric ozone, for example
294 from aircraft or potential stratospheric geoengineering (Pitari et al., 2014).

295

296 Aircraft measurements in the lowermost stratosphere have already revealed that the nature and composition of stratospheric
297 aerosols are more variable and complex than assumed in most stratospheric aerosol-climate models. These usually only
298 consider sulfur and ignore the substantial components of meteoritic and organic material, dust, and metallic particles from
299 space activities (Murphy et al., 2014; Martinsson et al., 2019; Murphy et al., 2021; Schneider et al., 2021; Murphy et al., 2023).
300 Two recent events have further challenged the dominant view that sulfur is the only aerosol component relevant for the global
301 stratosphere, ozone layer and climate. The first event was the massive Australian wildfires at the turn of 2020, the so-called
302 Australian New Year's (ANY) event (Khaykin et al., 2020; Peterson et al., 2021); the second event was the eruption of the
303 Hunga Tonga – Hunga Ha`apai (HTHH) volcano in January 2022 (Carr et al., 2022; Zuo et al., 2022). The nature and
304 magnitude of the various stratospheric impacts of these two events have been unexpected and sometimes unprecedented in the
305 historical records. After extensive research on the stratosphere since the discovery of the Antarctic Ozone Hole in 1985, these
306 two recent events represent extreme but valuable testbeds of our understanding and modelling of stratospheric physics and
307 chemistry.

308

309 **4.1 Australian Wildfires**

310

311 **4.1.1 Injections of Carbonaceous Particles and Resulting Aerosol Changes**

312 Wildfires can trigger the formation of pyrocumulonimbus (PyroCb) towers that can, depending on the meteorological
313 conditions and intensity of the fires, rise high enough to transport biomass-burning material into the UTLS (Peterson et al.,
314 2018). The Australian ‘Black Summer’ wildfires of 2019–2020 were exceptional in terms of scale, intensity and stratospheric
315 impacts according to historical records (Damany-Pearce et al., 2022). The strongest set of PyroCb outbreaks (ANY) occurred
316 at the turn of 2020, injecting massive amounts of gaseous and particulate biomass-burning products above the tropopause. For
317 instance, ~1 Tg of carbonaceous aerosols and ~25 Tg of H₂O were released into the lower stratosphere during the main ANY
318 event (Khaykin et al., 2020; Damany-Pearce et al., 2022; Ohneiser et al., 2022), resulting in a sharp increase in global
319 stratospheric aerosol optical depth (SAOD). The rise in SAOD was comparable to the increases produced by the strongest
320 volcanic eruptions since Mt Pinatubo in 1991, namely Calbuco in 2015 and Raikoke in 2019 (see **Figure 3**). Stratospheric
321 aerosol levels remained enhanced in the Southern Hemisphere throughout 2020. Note that the radiative properties and
322 heterogeneous chemistry of carbonaceous aerosols are different from those of sulfate aerosols (Yu et al., 2022). As a result,
323 the impacts of ANY aerosols on the stratosphere and surface climate are expected to differ from those of volcanic sulfate
324 aerosols.

325

326 4.1.2 Gaseous Composition Changes

327 ANY stratospheric aerosol changes were accompanied by very unusual large-scale perturbations in gaseous composition. For
328 example, in the months following the ANY aerosol dispersion, unexpected partitioning between radicals and reservoir species
329 in the chlorine and nitrogen families were observed at southern mid-latitudes at relatively warm stratospheric temperatures
330 (Santee et al., 2022). The main stratospheric chlorine reservoir species HCl was found to be largely depleted while the other
331 chlorine reservoir, ClONO₂, and the ozone-destroying chlorine radical ClO, were enhanced. The anomalous partitioning is
332 somewhat reminiscent of the effects of ozone-depleting heterogeneous chemistry on other stratospheric aerosols (sulfuric acid
333 particles, PSCs) and was probably initiated by some heterogeneous processing on ANY particles (Bernarth et al., 2022;
334 Solomon et al., 2023). Overall, the enhanced ClO concentrations likely caused some, albeit weak, chemical ozone depletion.
335 A mini ozone hole (depletion of up to 100 DU) was also apparent early on within the largest plume vortex (Section 4.1.3;
336 Khaykin et al., 2020) and the Antarctic ozone hole was particularly long-lasting in 2020 (Klekociuk et al., 2022). Several
337 aerosol-driven mechanisms have been proposed to explain these ozone changes, invoking changes in stratospheric dynamics
338 and/or heterogeneous chemistry (e.g. Ansmann et al., 2022).

339
340 It has to be stressed that, at this stage, we do not know exactly the physical state (e.g. liquid, glassy, solid) and composition of
341 such wildfire particles in the conditions prevailing in the stratosphere, all the more so when internally mixed with sulfuric acid
342 (Solomon et al., 2023). As a result, the types and rates of heterogeneous reactions occurring on them can only be hypothesised.
343 Further laboratory studies and, as importantly, detailed chemical composition measurements are certainly our best means to
344 characterise unequivocally the physico-chemistry of these aerosols.

345

346 4.1.3 Dynamics and Radiative Forcing

347 In the early phase when aerosol concentrations within the ANY plumes were extremely high, the intense solar heating by the
348 highly absorptive ANY aerosol plumes led to very peculiar dynamical feedbacks and the formation of self-maintained
349 anticyclonic vortices. This included one with a size of ~1000 km, which contained extremely high concentrations of wildfire
350 gases and aerosols. The massive and remarkably compact vortex persisted for several months while rising diabatically to ~35
351 km (Khaykin et al., 2020). The aerosol lofting opposed the effect of gravitational settling, prolonging the residence time of
352 ANY aerosols in the stratosphere. Interestingly, after the discovery of heating and self-lofting by ANY carbonaceous aerosols,
353 an analysis of high-resolution satellite observations has showed that the Raikoke volcanic eruption in 2019 also generated a
354 stratospheric anticyclonic vortex which rose to 27 km and persisted for more than 3 months (Khaykin et al., 2022). Since
355 sulfate aerosols absorb radiation only weakly, the heating must have been generated by absorption from another volcanic
356 aerosol component, likely to be volcanic ash. Currently, most stratospheric aerosol models only consider sulfate aerosols and
357 hence cannot reproduce the observed dynamical confinement and ascent of concentrated carbonaceous plumes or ash-rich
358 plumes and hence the extended residence time in the stratosphere. Once the ANY aerosol plumes were dispersed and spread,
359 the aerosol heating led to a pronounced large-scale warming of the southern lower stratosphere (Stocker et al., 2021; Damany-
360 Pearce et al., 2022) which was stronger than any warmings from recent volcanic eruptions.

361

362 The climate forcing by ANY aerosols is more difficult to estimate than the forcing by sulfate aerosols. Sulfate aerosols cool
363 the surface by efficiently scattering incoming sunlight back to space and this effect readily dominates the surface-warming
364 tendency from their absorption of longwave radiation. Carbonaceous aerosols not only scatter solar radiation but also absorb
365 it, and this absorption is strongly dependent on the aerosol composition. ANY aerosols are thought to have been mostly
366 composed of a small fraction of black carbon (BC, soot-like component) and a vastly dominant fraction of organic material
367 (OM, including the so-called brown carbon (BrC) component) (Liu et al., 2022). BC absorbs across the entire solar spectrum

368 and hence is by far the most efficient source of heating. Most OM compounds absorb strongly in the IR and UV wavelengths,
369 but are relatively transparent in the visible and near-IR wavelengths. This is not the case for BrC which can also absorb in the
370 blue and near-UV spectral regions, albeit with a much weaker efficiency than BC (Laskin et al., 2015; Yu et al., 2021). Given
371 the poor observational constraints on the composition, physical and mixing state, and size distribution of ANY carbonaceous
372 aerosols (all key parameters of aerosol radiative properties), the radiative impact of ANY aerosol remains as difficult to assess
373 as their heterogeneous chemistry. Estimations of ANY aerosol surface radiative forcing (RF) vary from negligible to about -1
374 W m^{-2} ; this range can be compared to the RF of small to moderate volcanic eruptions during the last 3 decades, estimated at
375 between -0.1 and -0.2 W m^{-2} (Sellitto et al., 2022a; Liu et al., 2022). An additional complication in the ANY RF estimation is
376 the effect of the aerosol-driven stratospheric warming on the longwave radiation budget (Liu et al., 2022).

377
378 It is worth pointing out that, as global surface warming intensifies, massive wildfires and associated pyro-convective injections
379 of carbonaceous particles in the stratosphere are expected to become more frequent. Pyro-convection could turn into a
380 significant source of large-scale perturbations of stratospheric aerosols, ozone, and climate. Therefore, it might be necessary
381 to account for stratospheric wildfire particle processes in CCMs and comprehensive Earth system models (ESMs) in the future.
382

383 **4.2 Hunga Tonga – Hunga Ha`apai Volcanic Eruption of January 2022**

384

385 **4.2.1 Injection of H₂O and Sulfur**

386 The eruption of the Hunga Tonga– Hunga Ha`apai volcano with an underwater caldera occurred on January 15th 2022. Several
387 features of this eruption were unique in the record of stratospheric observations. First, it generated a very powerful blast that
388 injected volcanic material up to an altitude of nearly 58 km (Proud et al., 2022; Carr et al., 2022). A volcanic plume reaching
389 the lower mesosphere was barely conceivable until this event, especially when the plume of the Mt Pinatubo eruption in 1991
390 with an explosivity index larger than the HTHH eruption reached at most an altitude of ~ 40 km (McCormick et al., 1995).
391 Second, the HTHH eruption injected a very small amount of SO₂ (0.4-0.5 Tg) but a massive quantity of H₂O, between 120 and
392 150 Tg (Carn et al., 2022; Millan et al., 2022; Xu et al., 2022; Khaykin et al., 2022), into the middle atmosphere, resulting in
393 very large increases in stratospheric water vapour (see **Figure 4**). Again, such a volcanic emission scenario had not been
394 generally considered previously. H₂O isotopic ratio data strongly indicate that sea water was a major source of stratospheric
395 hydration by the HTHH eruption (Khaykin et al., 2022), which is consistent with the high concentrations of sea salts found in
396 HTHH tephra (volcanic ash) collected shortly after deposition at the surface (Colombier et al., 2023).

397

398 **4.2.2 H₂O and Sulfate Aerosol Changes**

399 The HTHH eruption increased the mean global stratospheric water content by approximately 10%, which is unprecedented in
400 the entire observational record dating back to 1985. Note that, as there are no significant sinks of H₂O within the stratosphere,
401 this excess H₂O should persist at least several years during which time the water vapour is slowly transported to the troposphere.
402 In contrast, volcanic sulfate particles have a shorter residence time in the stratosphere, with typically an e-folding decay time
403 of a year, because of the effect of gravitational sedimentation. This difference between the gaseous and aerosol components
404 has led to an increasing vertical decoupling of the HTHH enhanced water vapour and aerosol layers in the stratosphere (Millan
405 et al., 2022; Khaykin et al., 2022).

406

407 Most of the HTHH SO₂ was oxidised to sulfate aerosols within a month because of the H₂O-driven OH enhancement (Zhu et
408 al., 2022). The SAOD (averaged between 60°S and 60°N above 380 K) increased rapidly and reached a peak 5 months after
409 the eruption (Khaykin et al., 2022). Surprisingly, the magnitude of the SAOD increment did not follow at all the common
410 relationship between SAOD and volcanic SO₂ mass injected in the stratosphere. For instance, the HTHH SAOD enhancement,
411 which easily outweighed all the volcanic and wildfire aerosol perturbations in the last three decades, exceeded by a factor 4
412 the SAOD peak caused by 2015 Calbuco eruption that injected roughly the same amount of sulphur, and by a factor 2 the
413 SAOD peak caused by the 2019 Raikoke eruption that injected two times more SO₂ than the HTHH eruption (Khaykin et al.,
414 2022). This unexpected increase in SAOD in the case of the HTHH could not be linked to the possible presence of volcanic
415 ash because that was apparently removed within days after the eruption and, according to satellite data, HTHH aerosols were
416 essentially liquid sulfate droplets (Legras et al., 2022; Bernath et al., 2023). The highly enhanced SAOD must have been due
417 to the excess humidity in the stratosphere, possibly through aerosol hygroscopic growth or coagulation. Indeed, in sulfate
418 aerosol microphysical model simulations of the HTHH eruption, the SAOD generated by a ~0.4 Tg SO₂ injection is
419 approximately doubled by the co-injection of 150 Tg of water (Zhu et al., 2022). Nonetheless, the model still underestimates
420 the observed SAOD by a factor 2, suggesting that the effect of water vapour on sulfate aerosols is yet not fully understood or
421 that the HTHH aerosols were not just composed of sulfuric acid and water, possibly with sea salts affecting the aerosol
422 hygroscopicity.

423

424 Satellite observations of trace gases have also provided strong evidence for heterogeneous chemical processing on HTHH
425 aerosols with unambiguous signatures of substantial chlorine and nitrogen repartitioning in the regions of aerosol
426 enhancements almost immediately after the eruption (Santee et al., 2023). Model simulations indicate that stratospheric ozone
427 has been significantly impacted by the eruption through not only heterogeneous chemistry but also other chemical and
428 dynamical mechanisms (e.g. H₂O-enhanced gas-phase radical chemistry, and circulation changes) (Lu et al., 2023).

429

430 **4.2.3 Dynamics and Radiative Forcing**

431 The first radiative forcing (RF) model calculations for HTHH took only into account the sulfur injection, ignoring the water
432 injection, and, as expected, concluded that the HTHH sulfate aerosols would slightly cool the surface (Zuo et al., 2022).
433 However, enhancements in lower stratospheric H₂O and sulfate aerosols generally have opposite radiative impacts. A H₂O
434 increment tends to cool the stratosphere and warm the surface while a sulfate aerosol increment tends to warm the stratosphere
435 and cool the surface. The water vapour content within the HTHH plume was initially so high that the H₂O radiative cooling
436 led to a descent of the volcanic plume during the first weeks after the eruption (Sellitto et al., 2022b). After this initial phase,
437 negative temperature anomalies were found to be correlated with H₂O-rich layers (Schoeberl et al., 2022). The decrease in
438 global temperatures was rather extreme in the mid-stratosphere during 2022, deviating markedly from all the previous 42 years
439 of meteorological data (Coy et al., 2022). The sign of the stratospheric temperature response confirms that the H₂O cooling
440 clearly dominated the sulfate aerosol warming in the stratosphere. These temperature perturbations were also accompanied by
441 circulation adjustments.

442

443 The effect of the HTHH event on surface climate is not as clear-cut as in the stratosphere. RF model calculations suggest that
444 ultimately the eruption warmed the surface; i.e. that the H₂O warming was slightly dominant over sulfate cooling (Sellitto et
445 al., 2022b; Jenkins et al., 2023).

446

447 **5 Maintaining Observational Capacity**

448 Our understanding of the ozone layer, and of the processes which control its evolution including those outlined here, depends
449 on the availability of high-quality observations. In recent years we have benefitted from a wealth of observations from
450 instruments in ground-based networks and on balloon, aircraft and satellite platforms. However, there are several indications
451 that future progress will be impeded by fewer observations in the future.

452

453

454 **5.1 Gaseous Composition**

455 Several currently operational spaceborne instruments are well beyond their design lifetimes, and some are scheduled to be
456 decommissioned in the next few years. Instruments whose data have been cited above or regularly used as part of the 4-yearly
457 WMO/UNEP Ozone Assessments (e.g. WMO, 2022) will likely cease operations within the next few years, including the Aura
458 Microwave Limb Sounder (MLS), the SciSat Atmospheric Chemistry Experiment Fourier Transform Spectrometer (ACE-
459 FTS), the Odin Optical Spectrograph and Infrared Imager System (OSIRIS), and the Odin Sub-Millimetre Radiometer (SMR).
460 With the loss of these current limb-viewing capabilities, vertically resolved global measurements of many trace gases relevant
461 for studies of stratospheric chemistry and dynamics will no longer be available. These trace gases include ozone-destroying
462 reactive (ClO) and reservoir (HCl, ClONO₂) chlorine species, water vapour, nitric acid (HNO₃), and long-lived tracers of
463 transport (e.g., nitrous oxide, N₂O; methane, CH₄; carbon monoxide, CO). As noted in WMO (2022), the 2021 Report of the
464 Ozone Research Managers of the Parties to the Vienna Convention (ORM, 2021a) identified the need to “continue limb
465 emission and infrared solar occultation observations from space” that are “necessary for global vertical profiles of many ozone
466 and climate-related trace gases” as one of the “key systematic observations recommendations.” Indeed, the impending loss of
467 these measurements, many of which have been taken continuously over the last several decades, will hamper our ability to
468 appreciate and address key gaps and uncertainties in our understanding of stratospheric ozone depletion, including the lack of
469 emergence of a clear signature of recovery in the Arctic, the influences of volcanic and wildfire emissions, the role of VSLs,
470 and the impact of strengthening of the Brewer-Dobson circulation. Ultimately, this will risk weakening the scientific
471 framework of the Montreal Protocol including the decision-making process. It may take many years for the next generation of
472 improved limb sounders to become operational and provide us with the observational capacity that has been so essential to
473 understanding the evolution of the ozone layer over the past three decades. For example, the novel, high resolution Changing
474 Atmosphere Infra-Red Tomography Explorer (CAIRT) (<https://www.cairt.eu/>) is currently a candidate mission for the
475 European Space Agency Earth Explorer 11 mission but, if selected, will not start operating before 2033 at best.

476

477 Ground-based networks have also proved essential for the ozone layer research. Examples are the Network for the Detection
478 of Atmospheric Composition Change (NDACC, De Mazière et al., 2018), and the National Oceanic and Atmospheric
479 Administration (NOAA, e.g. Montzka et al., 2018) and Advanced Global Atmospheric Gases Experiment (AGAGE, e.g. Rigby
480 et al., 2019) surface networks. While these networks have an important monitoring function, the data acquired have proved
481 central to trend analyses, to the validation of satellite measurements, and to the identification of many of the new scientific
482 challenges discussed here. The benefit of these data sets increases greatly as the time series extend so that longer term variations
483 can be characterised and studied. Therefore, it is crucial to maintain their continuity as discussed, for example, in ORM (2021a,
484 b).

485

486 5.2 Aerosol Composition

487 As for trace gases, the much reduced availability of satellite limb-viewing observations in the future is concern for research on
488 stratospheric aerosols, an important driver of stratospheric ozone. Several spaceborne instruments arriving towards the end of
489 their lifetimes have been providing critical information on stratospheric aerosol properties. It is not ideal to reduce stratospheric
490 aerosol observations with their global coverage, especially when it is becoming increasingly clear that large-scale ozone
491 perturbations from stratospheric aerosol changes are not limited to volcanic sulfur injections. The chemical composition of
492 stratospheric aerosols is more variable and complex than often assumed. In addition to sulfuric acid and water, stratospheric
493 aerosols contain significant fractions of carbonaceous, meteoritic, and space activity material but the impacts of some of these
494 components on stratospheric ozone are more or less unknown. As a result of poor observational constraints, large uncertainties
495 pertain to the sources, size distribution, heterogeneous chemical reactivity, possibly polar stratospheric cloud activation ability,
496 or/and radiative properties of these components. This incomplete knowledge hinders our ability to foresee the state of the
497 ozone layer under the effect of a range of potential aerosol perturbations such as massive wildfires expected to be favoured by
498 global warming, the anticipated increase in space activities within the next few decades (e.g. Ryan et al., 2022), the impact of
499 meteoritic particles (Plane et al., 2023) or stratospheric geoengineering (i.e. deliberate injection aerosols or/and gaseous
500 precursors in the stratosphere in order to counteract climate warming (e.g. Tilmes et al., 2022)).

501
502 It is worth pointing out that satellite observations cannot alone constrain unambiguously key aerosol parameters, in particular
503 chemical composition and size distribution. Satellite data have to be confronted and combined with in-situ detailed composition
504 and size measurements from balloon and aircraft; in addition, laboratory studies help to characterise the primary processes
505 relevant to the aerosol physico-chemistry (Burkholder et al., 2017). All these types of measurements are needed to advance
506 our understanding of stratospheric aerosol processes and impacts, and thus improve their representations in models.

507

508 6 Chemistry-Climate Modelling and Ozone Projections

509 Our understanding of the chemical, dynamic and radiative processes and of their couplings which control stratospheric ozone
510 is encapsulated in mathematical form in numerical models. These models are powerful tools in tackling a range of scientific
511 and societal challenges. Obviously, they can only include known processes (as the surprise discovery of the Antarctic ozone
512 hole clearly demonstrated) and even for these there can be significant uncertainties. Overall, progress in our understanding of
513 the ozone layer will depend on the improvement and careful application of a hierarchy of models from detailed chemical-
514 aerosol box models, through 3-D chemical transport models (CTMs) to complex chemistry-climate models (CCMs).

515

516 Computationally inexpensive 3-D CTMs will continue to play an important role in interpreting observations on a range of
517 spatial and temporal scales, testing our understanding and developing parameterisations for new processes. These models
518 contain detailed chemistry-aerosol schemes but are forced by off-line meteorological analyses making them ideal tools for
519 comparing with observations and for many sensitivity studies. CCMs are needed to study chemical-radiative-dynamical
520 interactions but these models are relatively very computationally expensive to run. Continuing advances in computing
521 resources allow ever more complex processes to be added which can help understanding of feedback pathways but can mean
522 that simulations are often at the limit of what is practical. For example, the stratospheric impact of halogenated VSLS will
523 ideally require detailed tropospheric chemistry in order to accurately model the transport of product gases to the stratosphere.
524 This ‘whole atmosphere’ chemistry is also desirable for many other reasons, but it adds to the cost of all stratospheric
525 simulations, and to the amount of model output generated. A set of ensemble CCM simulations (needed to characterise the
526 model internal variability) can take many months of real time even on a powerful High Performance Computing (HPC) system

527 Moreover, the costs increase greatly as other modules, such as ocean, cryosphere and biosphere, are added to build a full ESM.
528 Within an ESM framework there is, we think, a danger that the treatment of the stratosphere is simplified to such an extent
529 that the model will not capture many of the important processes discussed above (e.g. VLSL, wildfire smoke) and thus will
530 not produce the best estimate for processes such as ozone layer recovery. For example, the standard UKESM (Archibald et al.,
531 2020) only treats three ODSs (2 CFCs and CH₃Br) with other simplifications for PSCs. In practice, other versions of the ESM
532 may be available (in effect a ‘CCM’ if other modules are not used to save time) but these will likely not be used for flagship
533 climate simulations in major international assessments. This is important not only for simulating the stratosphere itself but
534 because changes in the stratosphere are known to exert important impacts on the troposphere and the surface (e.g. Thompson
535 et al., 2011).

536
537 Given the computational challenges simulations with CCMs (and ESMs) need to be planned carefully. Results from any given
538 model will have various causes of uncertainty: (1) internal variability; (2) structural uncertainty – related to the model grid and
539 parameterisations used to represent known processes and (3) scenario uncertainty – related for example to the ODS and GHG
540 scenarios used to force the model. To address (1) each CCM needs to perform an ensemble of simulations. To address (2) a
541 selection of models are needed to perform a given experiment in order to obtain a robust result (in the sense that the result is
542 not, or at least only weakly, model-dependent). To address (3) the models must be computationally cheap enough to simulate
543 a range of possible scenarios. For example, as discussed above, an important use of CCMs is to predict recovery of the ozone
544 layer from chlorine and bromine-catalysed loss, and the dependence of that recovery on climate change. These results are
545 obtained from projects such as the Chemistry-Climate Modelling Initiative (CCMI, <https://igacproject.org/activities/CCMI>)
546 and feed into the WMO/UNEP Assessments. It is important that the participating models have been thoroughly evaluated and
547 that they perform sufficient experiments (with ensemble members). For example, as noted by Dhomse et al. (2018), robust
548 estimates of sensitivity to GHG scenarios are better achieved when all (well evaluated) models perform all experiments and
549 these results from around 20 models fed into the projections used in WMO (2018) (see **Figure 1b**). In comparison, projections
550 used in WMO (2022) were based on only 5 or 6 models (depending on region) and from simulations that were performed for
551 the wide-ranging Coupled Model Intercomparison Project 6 (CMIP6, <https://pcmdi.llnl.gov/CMIP6/>) which were not focussed
552 on the stratosphere. While all models used for assessment purposes should ideally have comprehensive stratospheric processes,
553 their projections of ozone recovery will always have some caveats. Clearly the models cannot contain unknown processes –
554 and the recent example of chlorine activation on wildfire smoke particles (Section 4.1) is one example. Even for known
555 processes, we do not know how external forcings, such as volcanic eruptions, will vary. Therefore, there will always be an
556 important role for additional, focussed studies of chemistry-climate interactions and projections outside of the main assessment
557 process in order to explore detailed interactions and accommodate new knowledge.

558
559 Given the increasing computational cost of the CCM/ESM simulations then it is desirable that other approaches are used to
560 update projections of ozone layer recovery which do not depend on extensive new sets of model runs. A commonly used metric
561 is the ‘ozone return date’ (see **Figure 1b**). This is the date at which modelled ozone levels return to a reference value, which
562 is often taken to be 1960 or 1980. These return dates are, for example, typically around 2040 for global mean column ozone
563 and 2066 for the Antarctic in October, but with large uncertainty due to e.g. GHG scenarios (WMO, 2022). Although an
564 apparently simple metric, there are a number of obvious shortcomings with return dates. The return date measures recovery as
565 a single event and does not take account the trajectory of ozone prior to that date, noting that the impact of increased surface
566 UV will depend on time history of ozone depletion. Furthermore, small shifts in the extent of ozone depletion around the return
567 date can cause a large ‘delay’ in when ozone recovery is deemed to have occurred. Performing simulations to update these
568 estimates is also expensive with possibly only a small benefit if the ODS and GHG scenarios have only changed slightly.

569 Therefore, alternative approaches should be investigated for estimating, for example, the dependence of the ozone return date
570 on the chlorine and bromine return dates, and the sensitivity of this to different GHGs.

571
572 Recently, Pyle et al. (2022) proposed the Integrated Ozone Depletion (IOD) metric and showed how it applies to similar long-
573 lived ODSs. IOD is an absolute measure of the time-integrated column ozone depletion for different halocarbon scenarios
574 which, for long-lived ODSs, reduces to a simple empirical formula with a model-derived scaling factor. As noted above,
575 application of ODPs to VSLS depends on the distribution of the surface emissions, which leads to a range of IOD values.
576 Because VSLS can cause ozone changes in the troposphere, Zhang et al. (2020) proposed the use of ‘stratospheric ODP’
577 (SODP) as a simpler and more direct measure of only stratospheric column changes. Further work from the modelling
578 community is needed to derive a robust range of (S)ODPs for VSLS, and to also extend the work of Pyle et al. (2022) to
579 investigate how to apply the IOD metric to VSLS. In particular, we need to test the sensitivity of simulated ozone depletion to
580 emissions (i.e. IOD scaling factor) in a range of models.

581

582 **7 Future Outlook**

583 This Opinion article demonstrates that after 100 years of research, and nearly 4 decades after the discovery of the Antarctic
584 ozone hole, the stratospheric ozone layer is still producing surprises and new research challenges. Clearly we cannot lower our
585 guard on this global environmental issue. The great progress that we have made in ozone layer science has been achieved
586 through the combination of laboratory studies, observations from a range of platforms, and modelling. All of these components
587 are essential for continued progress in research and policymaking concerning the preservation of the ozone layer.

588

589 Our reflections of the long-standing and new challenges presented in this paper can, we think, be summarised in the following
590 overarching research needs:

- 591 • Maintaining and expanding the observational monitoring networks to ensure compliance with the Montreal Protocol
592 for the controlled gases and to understand the distribution and emissions of important uncontrolled gases. This
593 monitoring should cover the important ODSs, the replacements of the ODSs and VSLS, and be of high enough
594 coverage that emissions can be traced to specific regional sources.
- 595 • Addressing the critical issue of the impending satellite gap in observational capacity of the stratosphere which will
596 greatly reduce our ability to study processes globally. In order to understand changes in stratospheric ozone, for
597 example to track recovery or understand new perturbations, we need height-resolved profiles of related chemical and
598 aerosol species. Other targeted observational campaigns from aircraft and balloons in the low-mid stratosphere are
599 critical for increasing the observational database to more species and providing observations at high spatial resolution.
- 600 • Supporting the development, testing and application of process models. This will also require relevant laboratory
601 studies to measure key parameters. CTMs will continue to be important tools to test understanding and interpret
602 observations. This development can feed into the chemistry-aerosol modules used in more complex CCMs.
- 603 • Ensuring that ESMs being developed worldwide treat the stratosphere in sufficient detail. Use of ESMs for assessment
604 simulations should be based on well-tested models, a sufficiently large number of ensemble members to account for
605 model internal variability and include provision for a range of scenarios and sensitivity runs. If the full ESM is too
606 costly for this then regular CCMs should be used. New metrics need to be explored, e.g. to quantify ozone recovery,
607 which provide direct measure of the impact of the process being considered and to reduce the need for a large number
608 of repeated expensive model runs as external forcings change only slightly.

609

610 Our personal experience has also convinced us of the great importance of collaborative international programmes and
611 campaigns which have been truly instrumental in advancing our knowledge on the topic. Ultimately, society's interest in the
612 ozone layer is due to the impact of ozone depletion on surface UV and climate. As this article has shown, although the ozone
613 layer is demonstrating recovery from the effects of long-lived ODSs, other processes such as uncontrolled short-lived species,
614 changing dynamics, and wildfire smoke, could cause further perturbations.

615

616 In summary, study of the stratospheric ozone layer continues to uncover novel research challenges and to reveal yet more
617 processes and mechanisms that can perturb this essential component of the Earth system. Global monitoring of stratospheric
618 ozone and of its gaseous and particulate drivers, combined with numerical modelling, remains absolutely vital if these
619 challenges are to be met. This is a prerequisite for reliable future projections.

620

621 **List of Acronyms**

622 ANY – Australia New Year
623 CCM – Chemistry-climate model
624 CMIP – Coupled Model Intercomparison Project
625 CTM – Chemical Transport Model
626 EECI – Equivalent effective chlorine
627 ESM – Earth system model
628 GHG – Greenhouse gas
629 HTHH – Hunga Tunga – Hunga Ha’apai
630 IOD – Integrated ozone depletion
631 IR - Infrared
632 MP – Montreal Protocol
633 ODP – Ozone depletion potential
634 ODS – Ozone depleting substance
635 PGI – Product gas injection
636 PSC – Polar stratospheric cloud
637 RF – Radiative forcing
638 SAOD – Stratospheric aerosol optical depth
639 SGI – Source gas injection
640 SODP – Stratospheric ODP
641 UTLS – Upper troposphere – lower stratosphere
642 UV – Ultraviolet
643 VSLS – Very short-lived substance
644 WMO – World Meteorological Organisation

645 **Author Contributions**

646 Both authors contributed to the writing of this article.
647

648 **Competing Interests**

649 The authors declare that they have no conflicts of interest.
650

651 **Acknowledgements**

652 MPC and SB thank numerous colleagues for past discussions on the topics described here. In particular, MPC thanks the co-
653 lead authors of the recent WMO assessment ozone chapters: Michelle Santee, Birgit Hassler and Paul Young. MPC also thanks
654 Ryan Hossaini, Sandip Dhomse and Xin Zhou for specific comments. SB thanks Sergey Khaykin, Gwenaél Berthet, and Jean-
655 Paul Vernier. MPC is grateful for support through the NERC LSO3 (NE/V011863/1) and ESA OREGANO (contract No.
656 4000137112/22/I-A) projects. SB thanks the support of the French Agence Nationale de la Recherche (ANR) PyroStrat project
657 (Grant No: 21-CE01-0028-01) and Centre National d’Etudes Spatiales (CNES) BeSAFE project. We thank the two anonymous
658 reviewers for their constructive criticism which has improved the final version of this paper.

- 660 Adcock, K. E., Fraser, P. J., Hall, B. D., Langenfelds, R. L., Lee, G., Montzka, S. A., et al.: Aircraft-based observations of
661 ozone-depleting substances in the upper troposphere and lower stratosphere in and above the Asian summer monsoon, *J.*
662 *Geophys. Res.*, 126, e2020JD033137. <https://doi.org/10.1029/2020JD033137>, 2020.
- 663 Ansmann, A., Ohneiser, K., Chudnovsky, A., Knopf, D. A., Eloranta, E. W., Villanueva, D., Seifert, P., Radenz, M., Barja, B.,
664 Zamorano, F., Jimenez, C., Engelmann, R., Baars, H., Griesche, H., Hofer, J., Althausen, D., and Wandinger, U.: Ozone
665 depletion in the Arctic and Antarctic stratosphere induced by wildfire smoke, *Atmos. Chem. Phys.*, 22, 11701–11726,
666 <https://doi.org/10.5194/acp-22-11701-2022>, 2022.
- 667 Archibald, A. T., O'Connor, F. M., Abraham, N. L., Archer-Nicholls, S., Chipperfield, M. P., Dalvi, M., Folberth, G. A.,
668 Dennison, F., Dhomse, S. S., Griffiths, P. T., Hardacre, C., Hewitt, A. J., Hill, R. S., Johnson, C. E., Keeble, J., Köhler, M.
669 O., Morgenstern, O., Mulcahy, J. P., Ordóñez, C., Pope, R. J., Rumbold, S. T., Russo, M. R., Savage, N. H., Sellar, A.,
670 Stringer, M., Turnock, S. T., Wild, O., and Zeng, G.: Description and evaluation of the UKCA stratosphere–troposphere
671 chemistry scheme (StratTrop vn 1.0) implemented in UKESM1, *Geosci. Model Dev.*, 13, 1223–1266,
672 <https://doi.org/10.5194/gmd-13-1223-2020>, 2020.
- 673 Arosio, C., A. Rozanov, E. Malinina, K.-U. Eichmann, T. von Clarmann, and J.P. Burrows, Retrieval of ozone profiles from
674 OMPS limb scattering observations, *Atmos. Meas. Tech.*, 11, 2135–2149, doi:10.5194/amt-11-2135-2018, 2018.
- 675 Ball, W.T., Alsing, J., Mortlock, D.J., Staehelin, J., Haigh, J.D., Peter, T., Tummon, F., Stuebi, R., Stenke, A., Anderson, J.,
676 Bourassa, A., Davis, S., Degenstein, D., Frith, S., Froidevaux, L., Roth, C., Sofieva, V., Wang, R., Wild, P. Yu, J., Ziemke,
677 J., Rozanov, E.V.: Evidence for a continuous decline in lower stratospheric ozone offsetting ozone layer recovery, *Atmos.*
678 *Chem. Phys.*, 18, 1379-1394, 10.5194/acp-18-1379-2018, 2018.
- 679 Barnes, P.W., et al.: Ozone depletion, ultraviolet radiation, climate change and prospects for a sustainable future, *Nature*
680 *Sustainability*, 2, 569-579, <https://www.nature.com/articles/s41893-019-0314-2>, 2019.
- 681 Bekki, S., and Pyle, J. A.: A two-dimensional study of the volcanic eruption of Mount Pinatubo, *Geophys. Res. Lett.*, 99,
682 18861-18869, <https://doi.org/10.5194/acp-17-2229-2017>, 1994.
- 683 Bernath, P., Boone, C., and Crouse, J.: Wildfire smoke destroys stratospheric ozone. *Science*, 375(6586), 1292–1295.
684 <https://doi.org/10.1126/science.abm5611>, 2022.
- 685 Bernath, P., Boone, C., Pastorek, A., Cameron, D., and Lecours, M.: Satellite characterization of global stratospheric sulfate
686 aerosols released by Tonga volcano, *J. Quant. Spectrosc. Rad. Transf.*, 299, 108520,
687 <https://doi.org/10.1016/j.jqsrt.2023.108520>, 2023.
- 688 Blankenship, J.R., and Crutzen P.J.: A photochemical model for the space-time variations of the oxygen allotropes in the 20
689 to 100 km later, *Tellus* 18, 160-176, 1965.
- 690 Bobrowski, N., Hönninger, G., Galle, B., and Platt, U.: Detection of bromine monoxide in a volcanic plume, *Nature*, 423, 273–
691 276, <https://doi.org/10.1038/nature01625>, 2003.
- 692 Brasseur, G.: The ozone layer from discovery to recovery, American Meteorological Society, ISBN1944970541,
693 9781944970543, 2020.
- 694 Burkholder, J. B., Abbatt, J. P., Barnes, I., Roberts, J. M., Melamed, M. L., Ammann, M., Bertram, A. K., Cappa, C. D.,
695 Carlton, et al.: The Essential Role for Laboratory Studies in Atmospheric Chemistry, *Environ. Sci. Technol.*, 51, 2519–2528,
696 <https://doi.org/10.1021/acs.est.6b04947>, 2017.
- 697 Butler, J. H., Yvon-Lewis, S. A., Lobert, J. M., King, D. B., Montzka, S. A., Bullister, J. L., Koropalov, V., Elkins, J. W., Hall,
698 B. D., Hu, L., and Liu, Y.: A comprehensive estimate for loss of atmospheric carbon tetrachloride (CCl₄) to the ocean,
699 *Atmos. Chem. Phys.*, 16, 10899–10910, <https://doi.org/10.5194/acp-16-10899-2016>, 2016.
- 700 Cadoux, A., Scaillet, B., Bekki, S., Oppenheimer, C., and Druitt, T. H.: Stratospheric Ozone destruction by the Bronze-Age
701 Minoan eruption (Santorini Volcano, Greece), *Sci. Rep.-UK*, 5, 12243, <https://doi.org/10.1038/srep12243>, 2015.

702 Caram, C., Szopa, S., Cozic, A., Bekki, S., Cuevas, C. A., and Saiz-Lopez, A.: Sensitivity of tropospheric ozone to halogen
703 chemistry in the chemistry–climate model LMDZ-INCA vNMHC, *Geosci. Model Dev.*, 16, 4041–4062,
704 <https://doi.org/10.5194/gmd-16-4041-2023>, 2023.

705 Carpenter, L. J.: Iodine in the marine boundary layer. *Chemical Reviews*, 103(12), 4953–4962. doi:10.1021/cr0206465, 2003.

706 Carpenter, L. J., MacDonald, S. M., Shaw, M. D., Kumar, R., Saunders, R. W., Parthipan, R., et al.: Atmospheric iodine levels
707 influenced by sea surface emissions of inorganic iodine. *Nature Geoscience*, 6(2), 108–111.
708 <https://doi.org/10.1038/ngeo1687>, 2013.

709 Carr, J. L., Horváth, Á., Wu, D. L. & Friberg, M. D.: Stereo plume height and motion retrievals for the record-setting Hunga
710 Tonga-Hunga Ha’apai eruption of 15 January 2022, *Geophys. Res. Lett.*, 49, e2022GL098131, 2022.

711 Carn, S.A., Krotkov, N.A., Fisher, B.L., and Li C.: Out of the blue: Volcanic SO₂ emissions during the 2021–2022 eruptions
712 of Hunga Tonga-Hunga Ha’apai (Tonga), *Front. Earth Sci.*, 10:976962, doi: 10.3389/feart.2022.976962, 2022.

713 Chapman, S.: A theory of upper-atmospheric ozone, *Memoirs of the Royal Meteorological Society*, 3, 103-125, 1930.

714 Chipperfield, M.P., S. Bekki, S. Dhomse, N.R.P. Harris, B. Hassler, R. Hossaini, W. Steinbrecht, R. Thieblemont and M.
715 Weber: Detecting recovery of the stratospheric ozone layer, *Nature*, 549, 211-218, doi:10.1038/nature23681, 2017.

716 Chipperfield, M.P., S. Dhomse, R. Hossaini, W. Feng, M.L. Santee, M. Weber, J.P. Burrows, J.D. Wild, D. Loyola, and M.
717 Coldewey-Egbers: On the cause of recent variations in lower stratospheric ozone, *Geophys. Res. Lett.*, 45, 5718–5726,
718 doi:10.1029/2018gl078071, 2018.

719 Chipperfield, M.P., R. Hossaini, S.A. Montzka, S. Reimann, D. Sherry, and S. Tegtmeier: Renewed and emerging concerns
720 over the production and emission of ozone-depleting substances, *Nat. Rev. Earth Environ.*, 1 (5), 251–263,
721 doi:10.1038/s43017-020-0048-8, 2020.

722 Claxton, T., R. Hossaini, C. Wilson, S.A. Montzka, M.P. Chipperfield, O. Wild, E.M. Bednarz, L.J. Carpenter, S.J. Andrews,
723 S.C. Hackenberg, J. Mühle, D. Oram, S. Park, M. Park, E. Atlas, M. Navarro, S. Schauffler, D. Sherry, M. Vollmer, T.
724 Schuck, A. Engel, P.B. Krummel, M. Maione, J. Arduini, T. Saito, Y. Yokouchi, S. O’Doherty, D. Young, and C. Lunder,
725 A synthesis inversion to constrain global emissions of two very short lived chlorocarbons: dichloromethane, and
726 perchloroethylene, *J. Geophys. Res. Atmos.*, 125, e2019JD031818, doi:10.1029/2019JD031818, 2020.

727 Colombier, M., Ukstins, I.A., Tegtmeier, S. et al. Atmosphere injection of sea salts during large explosive submarine volcanic
728 eruptions. *Sci Rep* 13, 14435, <https://doi.org/10.1038/s41598-023-41639-8>, 2023.

729 Coy, L., Newman, P. A., Wargan, K., Partyka, G., Strahan, S., and Pawson, S.: Stratospheric Circulation Changes Associated
730 with the Hunga Tonga-Hunga Ha’apai Eruption, *Geophys. Res. Lett.*, 49, e2022GL100982,
731 <https://doi.org/10.1029/2022GL100982>, 2022.

732 Crutzen, P.J.: The influence of nitrogen oxides on the atmospheric ozone content, *Q. J. R. Meteorol. Soc.*, 96, 320-325, 1970.

733 Crutzen, P.J.: Ozone production rates in oxygen-hydrogen-nitrogen oxide atmosphere, *J. Geophys. Res.* 76, 7311–7327,
734 doi:10.1029/JC076i030p07311, 1971.

735 Crutzen, P.J.: SSTs: a threat to the Earth’s ozone shield, *Ambio* 1, 41–51, <http://www.jstor.org/stable/4311946>, 1972.

736 Crutzen, P.J.: A discussion of the chemistry of some minor constituents in the stratosphere and troposphere, *Pure App Geophys.*,
737 106-10, 1385-1399, 1973.

738 Crutzen, P.J.: Estimates of possible future ozone reductions from continued use of fluorochloromethanes (CF₂Cl₂, CFCl₃),
739 *Geophys. Res. Lett.*, 1, 205–208, doi:10.1029/GL001i005p00205, 1974.

740 Crutzen, P.J.: The possible importance of CSO for the sulphate layer of the stratosphere, *Geophys. Res. Lett.*, 3(2), 73– 76,
741 doi:10.1029/GL003i002p00073, 1976.

742 Crutzen, P.J. and Arnold, F.: Nitric acid cloud formation in the cold Antarctic stratosphere: a major cause for the springtime
743 ‘ozone hole’, *Nature*, 324, 651–655, doi:10.1038/324651a0, 1986.

744 Crutzen, P.J. and Ehalt D.H.: Effects of nitrogen fertilizers and combustion on the stratospheric ozone layer, *Ambio*, 6, 1-3,
745 112-117, 1977.

746 Cuevas, C.A., Fernandez, R.P., Kinnison, D.E., Li, Q., Lamarque, J.-F., Trabelsi, T., Francisco, J.S., Solomon, S., and Saiz-
747 Lopez, A., The influence of iodine on the Antarctic stratospheric ozone hole, *Proceedings of the National Academy of*
748 *Sciences*, 119, doi:10.1073/pnas.2110864119, 2022.

749 Damany-Pearce, L., Johnson, B., Wells, A., Osborne, M., Allan, J., Belcher, C., et al.: Australian wildfires cause the largest
750 stratospheric warming since Pinatubo and extends the lifetime of the Antarctic ozone hole, *Nat. Sci. Rep.*, 12(1), 1-15.
751 <https://doi.org/10.1038/s41598-022-15794-3>, 2022.

752 De Mazière, M., Thompson, A. M., Kurylo, M. J., Wild, J. D., Bernhard, G., Blumenstock, T., Braathen, G. O., Hannigan, J.
753 W., Lambert, J.-C., Leblanc, T., McGee, T. J., Nedoluha, G., Petropavlovskikh, I., Seckmeyer, G., Simon, P. C., Steinbrecht,
754 W., and Strahan, S. E.: The Network for the Detection of Atmospheric Composition Change (NDACC): history, status and
755 perspectives, *Atmos. Chem. Phys.*, 18, 4935–4964, doi:10.5194/acp-18-4935-2018, 2018.

756 Dhomse, S.S., W. Feng, S.A. Montzka, R. Hossaini, J. Keeble, J.A. Pyle, J.S. Daniel and M.P. Chipperfield: Delay in recovery
757 of the Antarctic ozone hole from unexpected CFC-11 emissions, *Nature Communications*, 10, 5781, doi:10.1038/s41467-
758 019-13717-x, 2019.

759 Dhomse, S.S., D. Kinnison, M.P. Chipperfield, R.J. Salawitch, I. Cionni, M. Heglin, N.L. Abraham, H. Akiyoshi, A.T.
760 Archibald, E.M. Bednarz, S. Bekki, P. Braesicke, N. Butchart, M. Dameris, M. Deushi, S. Frith, S.C. Hardiman, B. Hassler,
761 L.W. Horowitz, R.-M. Hu, P. Joeckel, B. Josse, O. Kirner, S. Kremser, U. Langematz, J. Lewis, M. Marchand, M. Lin, E.
762 Mancini, V. Marecal, M. Michou, O. Morgenstern, F. O'Connor, L. Oman, G. Pitari, D.A. Plummer, J.A. Pyle, L.E. Revell,
763 E. Rozanov, R. Schofield, A. Stenke, K. Stone, K. Sudo, S. Tilmes, D. Visioni, Y. Yamashita and G. Zeng, Estimates of
764 ozone return dates from Chemistry-Climate Model Initiative simulations, *Atmos. Chem. Phys.*, **18**, 8409-8438,
765 doi:10.5194/acp-18-8409-2018, 2018.

766 Dobson, G.M.B., and D.H. Harrison, Measurements of the amount of ozone in the Earth's atmosphere and its relation to other
767 geophysical conditions, *Proc. R. Soc. Lond. A*, 110, 662-693, doi:10.1098/rspa.1926.0040, 1926.

768 Engel, A., H. Bönisch, J. Ostermüller, M.P. Chipperfield, S. Dhomse, and P. Jöckel, A refined method for calculating
769 equivalent effective stratospheric chlorine, *Atmos. Chem. Phys.*, 18(2), 601–609, doi:10.5194/acp-18-601-2018, 2018.

770 Eyring, V., D.W. Waugh, G.E. Bodeker, E. Cordero, H. Akiyoshi, J. Austin, S.R. Beagley, B. Boville, P. Braesicke, C. Bruehl,
771 N. Butchart, M.P. Chipperfield, M. Dameris, R. Deckert, M. Deushi, S.M. Frith, R.R. Garcia, A. Gettelman, M. Giorgetta,
772 D.E. Kinnison, E. Mancini, E. Manzini, D.R. Marsh, S. Matthes, T. Nagashima, P.A. Newman, J.E. Nielsen, S. Pawson, G.
773 Pitari, D.A. Plummer, E. Rozanov, M. Schraner, J. F. Scinocca, K. Semeniuk, T.G. Shepherd, K. Shibata, B. Steil, R.
774 Stolarski, W. Tian and M. Yoshiki, Multimodel projections of stratospheric ozone in the 21st century, *J. Geophys. Res.*, 112,
775 D16303, doi:10.1029/2006JD008332, 2007.

776 Fang, X., Park, S., Saito, T. et al. Rapid increase in ozone-depleting chloroform emissions from China. *Nature Geosci* 12, 89–
777 93, <https://doi.org/10.1038/s41561-018-0278-2>, 2019.

778 Farman, J. C., Gardiner, B. G. & Shanklin, J. D.: Large losses of total ozone in Antarctica reveal seasonal ClOx/NOx
779 interaction, *Nature*, 315, 207–210, doi:10.1038/315207a0, 1985.

780 Feng, W., Dhomse, S. S., Arosio, C., Weber, M., Burrows, J. P., Santee, M. L., & Chipperfield, M. P., Arctic ozone depletion
781 in 2019/20: Roles of chemistry, dynamics and the Montreal Protocol. *Geophys. Res. Lett.*, 48, e2020GL091911.
782 doi:10.1029/2020GL091911, 2021.

783 Feng, W., Plane, J. M. C., Chipperfield, M. P., Saiz-Lopez, A., and Booth, J.-P., Potential stratospheric ozone depletion due
784 to iodine injection from small satellites. *Geophys. Res. Lett.*, 50, e2022GL102300. doi:10.1029/2022GL102300, 2023.

785 Fishman, J., Birks, J.W., Graedel, T.E., Steffen, W., Burrows, J.P., Howard, C.J., and Wayne, R.P., A Tribute to Paul Crutzen
786 (1933–2021): The Pioneering Atmospheric Chemist Who Provided New Insight into the Concept of Climate Change, *BAMS*,
787 104, 1, E77-E95, <https://doi.org/10.1175/BAMS-D-21-0311.1>, 2023.

788 Hofmann, D.J., and Solomon, S.: Ozone destruction through heterogeneous chemistry following the eruption of El Chichon.
789 *J. Geophys. Res. Atmos.*, 94, 5029–5041, <https://doi.org/10.1029/JD094iD04p05029>, 1989.

790 Hossaini, R., M.P. Chipperfield, S.A. Montzka, A.A. Leeson, S.S. Dhomse and J.A. Pyle, The increasing threat to stratospheric
791 ozone from dichloromethane, *Nature Communications*, 8, 15962, doi:10.1038/ncomms15962, 2017.

792 Hossaini, R., Chipperfield, M.P., Montzka, S., Rap, A., Dhomse, S. and Feng, W., Efficiency of short-lived halogens at
793 influencing climate through depletion of stratospheric ozone, *Nature Geoscience*, doi:10.1038/ngeo2363, 2015.

794 Jenkins, S, Smith, C., Allen, M., and Grainger, R., Tonga eruption increases chance of temporary surface temperature anomaly
795 above 1.5 °C, *Nature Climate Change*, 13. pp. 127-129, <https://doi.org/10.1038/s41558-022-01568-2>, 2023.

796 Johnston, H.: Reduction of stratospheric ozone by nitrogen oxide catalysts from supersonic transport exhaust, *Science*, 173,
797 517–522, doi:10.1126/science.173.3996.517, 1971.

798 Jones, C. E., Hornsby, K. E., Sommariva, R., Dunk, R. M., von Glasow, R., McFiggans, G., & Carpenter, L. J.: Quantifying
799 the contribution of marine organic gases to atmospheric iodine. *Geophysical Research Letters*, 37(18), L18804.
800 <https://doi.org/10.1029/2010GL043990>, 2010.

801 Karagodin-Dovennel, A., Rozanov, E., Sukhodolov, T., Egorova, T., Saiz-Lopez, A., Cuevas, C.A., Fernandez, R.P., Sherwen,
802 T., Volkamer, R., Koenig, T.K., Giroud, T., and Peter, T., Iodine chemistry in the chemistry-climate model SOCOL-
803 A VErV2-I, *Geosci. Model Dev.*, 14, 6623-6645, <https://doi.org/10.5194/gmd-14-6623-2021>, 2021.

804 Khaykin, S., Legras, B., Bucci, S., Sellitto, P., Isaksen, I., Tencé, L., Bekki, S., Bourassa, A., Rieger, L., Zawada, D., Jumelet,
805 J., and Godin-Beekmann, S.: The 2019/20 Australian wildfires generated a persistent smoke-charged vortex rising up to
806 35km altitude, *Nat. Commun. Earth Environ.*, 1, 22, doi:10.1038/s43247-020-00022-5, 2020.

807 Khaykin, S., Podglajen, A., Ploeger, F., Groß, J.-U., Tence, F., Bekki, S., et al.: Global perturbation of stratospheric water
808 and aerosol burden by Hunga eruption, *Nat. Commun. Earth Environ.*, 3(1), 1–15, doi:10.1038/s43247-022-00652-x, 2022.

809 Klekociuk, A.R., M.B. Tully, P.B. Krummel, S.I. Henderson, D. Smale, R. Querel, S. Nichol, S.P. Alexander, P.J. Fraser, and
810 G. Nedoluha, The Antarctic ozone hole during 2018 and 2019, *J. South. Hemisphere Earth Syst. Sci.*, 71, 66–91,
811 doi:10.1071/ES20010, 2021.

812 Klekociuk A.R., M.B. Tully, P.B. Krummel, S.I. Henderson, D. Smale, R. Querel, S. Nichol, S.P. Alexander, P.J. Fraser, and
813 G. Nedoluha, The Antarctic ozone hole during 2018 and 2020, *J. South. Hemisphere Earth Syst. Sci.*, 72, 19–37.
814 doi:10.1071/ES21015, 2022.

815 Koenig, T.K., Baidar, S., Campuzano-Jost, P. Cuevas, C.A., Dix, B., Fernandez, R.P., Guo, H., amuel, R.H., Kinnison, D.,
816 Nault, B.A., Ullmann, K., Jimenez, J.L., Saiz-Lopez, A., and Volkamer, R., Quantitative detection of iodine in the
817 stratosphere, *Proc. Natl. Acad. Sci.*, 117, 1860-1866, doi:10.1073/pnas.1916828117, 2020.

818 Kutterolf, S., Hansteen, T., Appel, K., Freundt, A., Kruger, K., Pérez, W., and Wehrmann, H.: Combined bromine and chlorine
819 release from large explosive volcanic eruptions: A threat to stratospheric ozone?, *Geology*, 41, 707–710,
820 <https://doi.org/10.1130/G34044.1>, 2013.

821 Laskin, A., Laskin, J., and Nizkorodov, S. A.: Chemistry of atmospheric brown carbon, *Chem. Rev.*, 115, 4335–4382,
822 <https://doi.org/10.1021/cr5006167>, 2015.

823 Legras, B., Duchamp, C., Sellitto, P., Podglajen, A., Carboni, E., Siddans, R., et al. : The evolution and dynamics of the Hunga
824 Tonga– Hunga Ha’apai sulfate aerosol plume in the stratosphere, *Atmos. Chem. Phys.*, 22(22), 14957–14970.
825 <https://doi.org/10.5194/acp-22-14957-2022>, 2022.

826 Liu, C.-C., Portmann, R. W., Liu, S., Rosenlof, K. H., Peng, Y., & Yu, P.: Significant effective radiative forcing of stratospheric
827 wildfire smoke, *Geophys. Res. Lett.*, 49, e2022GL100175. doi:10.1029/2022GL100175, 2022.

828 Lu, J., Lou, S., Huang, X., Xue, L., Ding, K., Liu, T., et al: Stratospheric aerosol and ozone responses to the Hunga Tonga-
829 Hunga Ha'apai volcanic eruption. *Geophysical Research Letters*, 50, e2022GL102315.
830 <https://doi.org/10.1029/2022GL102315>, 2023.

831 Martinsson, B. G., Friberg, J., Sandvik, O. S., Hermann, M., van Velthoven, P. F. J., and Zahn, A.: Formation and composition
832 of the UTLS aerosol, *Npj Climate and Atmospheric Science*, 2, 1–6, <https://doi.org/10.1038/s41612-019-0097-1>, 2019.

833 McCormick, M.P., L.W Thomason and C.R. Trepte, Atmospheric effects of the Mt Pinatubo eruption, *Nature*, 373, 399-404,
834 doi:10.1038/373399a0, 1995.

835 Millan, L., Santee, M.L., Lambert A., Livesey N.J., Werner F., Schwartz, MJ, Pumphrey, H, Manney, GL, Wang, Y, Su, H,
836 Wu, L, Read, WG & Froidevaux, L., 'Hunga Tonga-Hunga Ha'apai Hydration of the Stratosphere', *Geophys. Res. Lett.*, vol
837 49, no. 13, e2022GL099381. <https://doi.org/10.1029/2022GL099381>, 2022.

838 Mills, M. J., Richter, J. H., Tilmes, S., Kravitz, B., MacMartin, D. G., Glanville, A. A., Tribbia, J. J., Lamarque, J.-F., Vitt, F.,
839 Schmidt, A., Gettelman, A., Hannay, C., Bacmeister, J. T., and Kinnison, D. E.: Radiative and chemical response to
840 interactive stratospheric sulfate aerosols in fully coupled CESM1(WACCM), *J. Geophys. Res.*, 122, 13061-13078,
841 doi:10.1002/2017JD027006, 2017.

842 Molina, M. J. and Rowland, F. S.: Stratospheric sink for chlorofluoromethanes: chlorine atom-catalysed destruction of ozone,
843 *Nature*, 249, 810–812, doi:10.1038/249810a0, 1974.

844 Montzka, S., G. Dutton, P. Yu, E. Ray, R. Portmann, J. Daniel, L. Kuijpers, B. Hall, D. Mondeel, C. Siso, J. Nance, M. Rigby,
845 A. Manning, L. Hu, F. Moore, B. Miller, and J. Elkins, An unexpected and persistent increase in global emissions of ozone-
846 depleting CFC-11, *Nature*, 557, 413–417, doi:10.1038/s41586-018-0106-2, 2018.

847 Montzka, S.A., G.S. Dutton, R.W. Portmann, M.P. Chipperfield, S. Davis, W. Feng, A.J. Manning, E. Ray, M. Rigby, B.D.
848 Hall, C. Siso, J.D. Nance, P.B. Krummel, J. Mühle, D. Young, S. O'Doherty, P.K. Salameh, C.M. Harth, R.G. Prinn, R.F.
849 Weiss, J.W. Elkins, H. Walter-Terrinoni, and C. Theodoridi, A decline in global CFC-11 emissions during 2018–2019,
850 *Nature*, 590, 428–432, doi:10.1038/s41586-021-03260-5, 2021.

851 Morgenstern, O., M.I. Hegglin, E. Rozanov, F.M. O'Connor, N.L. Abraham, H. Akiyoshi, A.T. Archibald, S. Bekki, N.
852 Butchart, M.P. Chipperfield, M. Deushi, S.S. Dhomse, R.R. Garcia, S.C. Hardiman, L.W. Horowitz, P. Jöckel, B. Josse, D.
853 Kinnison, M. Lin, E. Mancini, M.E. Manyin, M. Marchand, V. Marécal, M. Michou, L.D. Oman, G. Pitari, D.A. Plummer,
854 L.E. Revell, D. Saint-Martin, R. Schofield, A. Stenke, K. Stone, K. Sudo, T.Y. Tanaka, S. Tilmes, Y. Yamashita, K. Yoshida,
855 and G. Zeng, Review of the global models used within phase 1 of the Chemistry–Climate Model Initiative (CCMI), *Geosci.
856 Model Dev.*, 10, 639–671, doi:10.5194/gmd-10-639-2017, 2017.

857 Müller, R.: Paul Jozef Crutzen, *Biogr. Mem. Fell. R. Soc.*, 73, 127-156, doi:10.1098/rsbm.2022.0011, 2022.

858 Müller, R., Pöschl, U., Koop, T., Peter, T., and Carslaw, K.: Paul J. Crutzen – a pioneer in Earth systems science and a founding
859 member of the journal “Atmospheric Chemistry and Physics”, *EGU sphere* [preprint], [https://doi.org/10.5194/egusphere-](https://doi.org/10.5194/egusphere-2023-1467)
860 [2023-1467](https://doi.org/10.5194/egusphere-2023-1467), 2023.

861 Murphy, D.M., K. D. Froyd, J. P. Schwarz, J. C. Wilson, Observations of the chemical composition of stratospheric aerosol
862 particles. *Q. J. R. Meteorol. Soc.* 140, 1269–1278, 2014.

863 Murphy, D.M., et al., Radiative and chemical implications of the size and composition of aerosol particles in the existing or
864 modified global stratosphere. *Atmos. Chem. Phys.* 21, 8915–8932, 2021.

865 Murphy, D.M., et al., Metals from spacecraft reentry in stratospheric aerosol particles, *Proceedings of the National Academy
866 of Sciences*, 120, doi:10.1073/pnas.2313374120, 2023.

867 Newchurch, M. J., Yang, E.-S., Cunnold, D. M., Reinsel, G. C., Zawodny, J. M., and Russell, J. M.: Evidence for slowdown
868 in stratospheric ozone loss: First stage of ozone recovery, *J. Geophys. Res.*, 108, 4507,
869 <https://doi.org/10.1029/2003JD003471>, 2003.

870 Newman, P.A., J.S. Daniel, D.W. Waugh, and E.R. Nash, A new formulation of equivalent effective stratospheric chlorine
871 (EESC), *Atmos. Chem. Phys.*, 7(17), 4537–4552, doi:10.5194/acp-7-4537-2007, 2007.

872 Nicolet, M., Ozone and hydrogen reactions, *Ann. Geophys.*, 26, 531–546, 1970.

873 Ohneiser, K., Ansmann, A., Kaifler, B., Chudnovsky, A., Barja, B., Knopf, D. A., Kaifler, N., Baars, H., Seifert, P., Villanueva,
874 D., Jimenez, C., Radenz, M., Engelmann, R., Veselovskii, I., and Zamorano, F.: Australian wildfire smoke in the stratosphere:
875 the decay phase in 2020/2021 and impact on ozone depletion, *Atmos. Chem. Phys.*, 22, 7417–7442,
876 <https://doi.org/10.5194/acp-22-7417-2022>, 2022.

877 Ordóñez, C., Lamarque, J.-F., Tilmes, S., Kinnison, D. E., Atlas, E. L., Blake, D. R., et al., Bromine and iodine chemistry in a
878 global chemistry-climate model: Description and evaluation of very short-lived oceanic sources. *Atmos. Chem. Phys.*, 12(3),
879 1423–1447. <https://doi.org/10.5194/acp-12-1423-2012>, 2012.

880 ORM, Report of Part II of the Eleventh Meeting of the Ozone Research Managers of the Parties to the Vienna Convention for
881 the Protection of the Ozone Layer (Online Meeting, 19-23 July 2021), GAW Report No. 271,
882 <https://ozone.unep.org/meetings/11th-meeting-ozone-research-managers-part-ii/post-session-documents>, 2021a.

883 ORM, Closing the Gaps in Top-Down Regional Emissions Quantification: Needs and Action Plan, Scientific Assessment
884 Panel “White Paper” for the 11th Meeting of the Ozone Research Managers, [https://ozone.unep.org/meetings/11th-meeting-](https://ozone.unep.org/meetings/11th-meeting-ozone-research-managers-part-ii/pre-session-documents)
885 [ozone-research-managers-part-ii/pre-session-documents](https://ozone.unep.org/meetings/11th-meeting-ozone-research-managers-part-ii/pre-session-documents) ,2021b.

886 Park, S., Li, S., Mühle, J., O'Doherty, S., Weiss, R. F., Fang, X., Reimann, S., and Prinn, R. G.: Toward resolving the budget
887 discrepancy of ozone-depleting carbon tetrachloride (CCl₄): an analysis of top-down emissions from China, *Atmos. Chem*
888 *Phys.*, 18, 11729–11738, <https://doi.org/10.5194/acp-18-11729-2018>, 2018.

889 Park, S., Western, L.M., Saito, T. et al. A decline in emissions of CFC-11 and related chemicals from eastern China. *Nature*
890 590, 433–437, doi:10.1038/s41586-021-03277-w, 2021.

891 Pazmino, A., Goutail, F., Godin-Beekmann, S., Hauchecorne, A., Pommereau, J.-P., Chipperfield, M. P., Feng, W., Lefèvre,
892 F., Lecouffe, A., Van Roozendaal, M., Jepsen, N., Hansen, G., Kivi, R., Strong, K., Walker, K. A., and Colwell, S.: Trends
893 in polar ozone loss since 1989: First signs of recovery in Arctic ozone column, *EGU*sphere [preprint],
894 <https://doi.org/10.5194/egusphere-2023-788>, 2023.

895 Peterson, D., Fromm, M., McRae, R. H. D., Campbelle, J. R., Hyer, E. J., Taha, G., et al.: Australia’s black summer
896 pyrocumulonimbus super outbreak reveals potential for increasingly extreme stratospheric smoke events, *Npj Clim.*
897 *Atmospheric Sci.*, 4(38), 2235–2255, <https://doi.org/10.1038/s41612-021-00192-9>, 2021.

898 Peterson, D. A., J. R. Campbell, E. J. Hyer, M. D. Fromm, G. P. Kablick, J. H. Cossuth, and M. T. DeLand: Wildfire-driven
899 thunderstorms cause a volcano-like stratospheric injection of smoke, *Npj Clim. Atmospheric Sci.*, 1, 30, doi:10.1038/s41612-
900 018-0039-3, 2018.

901 Pitari, G., Aquila, V., Kravitz, B., Robock, A., Watanabe, S., Cionni, I., Luca, N. D., Genova, G. D., Mancini, E., and Tilmes,
902 S.: Stratospheric ozone response to sulfate geoengineering: Results from the Geoengineering Model Intercomparison Project
903 (GeoMIP), *J. Geophys. Res.*, 119, 2629–2653, <https://doi.org/10.1002/2013JD020566>, 2014.

904 Plane, J. M. C., Gumbel, J., Kalogerakis, K. S., Marsh, D. R., and von Savigny, C.: Opinion: Recent developments and future
905 directions in studying the mesosphere and lower thermosphere, *Atmos. Chem. Phys.*, 23, 13255–13282,
906 <https://doi.org/10.5194/acp-23-13255-2023>, 2023.

907 Proud, S.R., Prata, A., and Schmauss, S.: The January 2022 eruption of Hunga Tonga-Hunga Ha’apai volcano reached the
908 mesosphere, *Science*, 378:554–7, doi:10.1126/science.abo4076, 2022.

909 Pyle, D. and Mather, T.: Halogens in igneous processes and their fluxes to the atmosphere and oceans from volcanic activity:
910 A review, *Chem. Geol.*, 263, 110–121, <https://doi.org/10.1016/j.chemgeo.2008.11.013>, 2009.

911 Pyle, J.A., J. Keeble, N.L. Abraham, M.P. Chipperfield and P.T. Griffiths: Integrated ozone depletion as a metric for ozone
912 recovery, *Nature*, 608, 719-723, doi:10.1038/s41586-022-04968-8, 2022.

913 Revell, L. E., Bodeker, G. E., Huck, P. E., Williamson, B. E., and Rozanov, E.: The sensitivity of stratospheric ozone changes
914 through the 21st century to N₂O and CH₄, *Atmos. Chem. Phys.*, 12, 11309–11317, [https://doi.org/10.5194/acp-12-11309-](https://doi.org/10.5194/acp-12-11309-2012)
915 2012, 2012.

916 Riese, M., Ploeger, F., Rap, A., Vogel, B., Konopka, P., Dameris, M., and Forster, P.: Impact of uncertainties in atmospheric
917 mixing on simulated UTLS composition and related radiative effects, *J. Geophys. Res.*, 117, D16305,
918 <https://doi.org/10.1029/2012JD017751>, 2012.

919 Rigby, M., Park, S., Saito, T. et al. Increase in CFC-11 emissions from eastern China based on atmospheric observations.
920 *Nature* 569, 546–550, /doi:10.1038/s41586-019-1193-4, 2019.

921 Robock, A.: Volcanic eruptions and climate, *Rev. Geophys.*, 38, 191–219, <https://doi.org/10.1029/1998RG000054>, 2000.

922 Ryan, R. G., Marais, E. A., Balhatchet, C. J., and Eastham, S. D: Impact of rocket launch and space debris air pollutant
923 emissions on stratospheric ozone and global climate. *Earth's Future*, 10, e2021EF002612. doi:10.1029/2021EF002612, 2022.

924 Saiz-Lopez, A., Plane, J.M.C., Baker, A.R., Carpenter, L.J., von Glasow, R., Gómez Martín, J.C., McFiggans, G., and
925 Saunders, R.W., *Atmospheric Chemistry of Iodine, Chemical Reviews*, 112 (3), 1773-1804, doi:10.1021/cr200029u., 2012.

926 Santee, M. L., Lambert, A., Manney, G. L., Livesey, N. J., Froidevaux, L., Neu, J. L., et al.: Prolonged and pervasive
927 perturbations in the composition of the Southern Hemisphere midlatitude lower stratosphere from the Australian New Year's
928 fires, *Geophys. Res. Lett.*, 49(4), e2021GL096270. <https://doi.org/10.1029/2021GL096270>, 2022.

929 Santee, M. L., et al.: Strong evidence of heterogeneous processing on stratospheric sulfate aerosol in the extrapolar Southern
930 Hemisphere following the 2022 Hunga Tonga-Hunga Ha'apai eruption. *J. Geophys. Res.*, 128, e2023JD039169. [https://doi-](https://doi.org/10.1029/2023JD039169)
931 [org/10.1029/2023JD039169](https://doi.org/10.1029/2023JD039169), 2023.

932 Schneider, J., Weigel, R., Klimach, T., Dragoneas, A., Appel, O., Hünig, A., Molleker, S., Köllner, F., Clemen, H.-C., Eppers,
933 O., Hoppe, P., Hoor, P., Mahnke, C., Krämer, M., Rolf, C., Groß, J.-U., Zahn, A., Obersteiner, F., Ravegnani, F., Ulanovsky,
934 A., Schlager, H., Scheibe, M., Diskin, G. S., DiGangi, J. P., Nowak, J. B., Zöger, M., and Borrmann, S.: Aircraft-based
935 observation of meteoric material in lower-stratospheric aerosol particles between 15 and 68° N, *Atmos. Chem. Phys.*, 21,
936 989–1013, <https://doi.org/10.5194/acp-21-989-2021>, 2021.

937 Schoeberl, M. R., Wang, Y., Ueyama, R., Taha, G., Jensen, E., and Yu, W.: Analysis and Impact of the Hunga Tonga-Hunga
938 Ha'apai Stratospheric Water Vapor Plume, *Geophys. Res. Lett.*, 49, e2022GL100248,
939 <https://doi.org/10.1029/2022GL100248>, 2022.

940 Sellitto, P., Belhadji, R., Kloss, C., & Legras, B.: Radiative impacts of the Australian bushfires 2019–2020—Part 1: Large-
941 scale radiative forcing, *Atmos. Chem. Phys.*, 22(14), 9299–9311, <https://doi.org/10.5194/acp-22-9299-2022>, 2022a.

942 Sellitto, P., Podglajen, A., Belhadji, R., Boichu, M., Carboni, E., Cuesta, J., Duchamp, C., Kloss, C., Siddans, R., Bègue, N.,
943 Blarel, L., Jegou, F., Khaykin, S., Renard, J.-B., and Legras, B., The unexpected radiative impact of the Hunga Tonga
944 eruption of 15th January 2022, *Commun. Earth Environ.*, 3, 288, <https://doi.org/10.1038/s43247-022-00618-z>, 2022b.

945 Sherry, D., A. McCulloch, Q. Liang, S. Reimann and P.A. Newman, Current sources of carbon tetrachloride (CCl₄) in our
946 atmosphere, *Env. Res. Lett.*, 13, 024004, doi:10.1088/1748-9326/aa9c87, 2018.

947 Sherwen, T., Evans, M. J., Carpenter, L. J., Andrews, S. J., Lidster, R. T., Dix, B., et al. (2016). Iodine's impact on tropospheric
948 oxidants: A global model study in GEOS-chem. *Atmos. Chem. Phys.*, 16, 1161–1186. doi:10.5194/acp-16-1161-2016.

949 Stenchikov, G., Kirchner, I., Robock, A., Graf, H.-F., Antuña, J. C., Grainger, R. G., Lambert, A., and Thomason, L.: Radiative
950 forcing from the 1991 Mount Pinatubo volcanic eruption, *J. Geophys. Res.*, 103, 13837–13857,
951 <https://doi.org/10.1029/98JD00693>, 1998.

952 Stocker, M., Ladstädter, F., and Steiner, A.: Observing the climate impact of large wildfires on stratospheric temperature, *Nat.*
953 *Sci. Rep.*, <https://doi.org/10.1038/s41598-021-02335-7>, 2021.

954 Solomon, S., and P. J. Crutzen: Analysis of the August 1972 solar proton event including chlorine chemistry, *J. Geophys. Res.*,
955 86, 1140-1146, 1981.

956 Solomon, S., Garcia, R. R., and Ravishankara, A. R.: On the role of iodine in ozone depletion, *J Geophys. Res.*, 99, 20491-
957 20499, doi:10.1029/94JD02028, 1994.

958 Solomon, S.: Stratospheric ozone depletion: a review of concepts and history, *Rev. Geophys.*, 37, 275–316,
959 doi:10.1029/1999RG900008, 1999.

960 Solomon, S.: Paul J. Crutzen (1933–2021), *Science* 371, 892, doi:10.1126/science.abh0217, 2021a.

961 Solomon, S. 2021b Risks to the stratospheric ozone shield in the Anthropocene, *Ambio*, 50, 44–48, doi:10.1007/s 13280-020-
962 01431-8, 2021b.

963 Solomon, S., Garcia, R. R., Rowland, F. S. & Wuebbles, D. J.: On the depletion of Antarctic ozone, *Nature*, 321, 755–758,
964 doi:10.1038/321755a0, 1986.

965 Solomon, S., Ivy, D. J., Kinnison, D., Mills, M. J., Neely, R. R. & Schmidt, A.: 2016 Emergence of healing in the Antarctic
966 ozone layer, *Science*, 353, 269–274, doi:10.1126/science.aae0061, 2016.

967 Solomon, S., Stone, K., Yu, P., Murphy, D.M., Kinnison, D., Ravishankara, A.R., and Wang, P.: Chlorine activation and
968 enhanced ozone depletion induced by wildfire aerosol, *Nature*, 615, 10.1038/s41586-022-05683-0, 2023.

969 Steinbrecht, W., L. Froidevaux, R. Fuller, R. Wang, J. Anderson, C. Roth, A. Bourassa, D. Degenstein, R. Damadeo, J.
970 Zawodny, S. Frith, R. McPeters, P. Bhartia, J. Wild, C. Long, S. Davis, K. Rosenlof, V. Sofieva, K. Walker, N. Rapp, A.
971 Rozanov, M. Weber, A. Laeng, T. von Clarmann, G. Stiller, N. Kramarova, S. Godin-Beekmann, T. Leblanc, R. Querel, D.
972 Swart, I. Boyd, K. Hocke, N. Kämpfer, E. Maillard Barras, L. Moreira, G. Nedoluha, C. Vigouroux, T. Blumenstock, M.
973 Schneider, O. García, N. Jones, E. Mahieu, D. Smale, M. Kotkamp, J. Robinson, I. Petropavlovskikh, N. Harris, B. Hassler,
974 D. Hubert, and F. Tummon, An update on ozone profile trends for the period 2000 to 2016, *Atmos. Chem. Phys.*, 17, 10,675–
975 10,690, doi:10.5194/acp-17-10675-2017, 2017.

976 Stolarski, R. S. and Cicerone, R. J. Stratospheric chlorine: A possible sink for ozone. *Can. J. Chem.* 52, 1610–1615, 1974.

977 Thompson, D. W. J., Solomon, S., Kushner, P. J., England, M. H., Grise, K. M., and Karoly, D. J.: Signatures of the Antarctic
978 ozone hole in Southern Hemisphere surface climate change, *Nat. Geosci.*, 4, 741–749, <https://doi.org/10.1038/ngeo1296>,
979 2011.

980 Tilmes, S., Vignani, D., Jones, A., Haywood, J., Séférian, R., Nabat, P., Boucher, O., Bednarz, E. M., and Niemeier, U.:
981 Stratospheric ozone response to sulfate aerosol and solar dimming climate interventions based on the G6 Geoengineering
982 Model Intercomparison Project (GeoMIP) simulations, *Atmos. Chem. Phys.*, 22, 4557–4579, [https://doi.org/10.5194/acp-](https://doi.org/10.5194/acp-22-4557-2022)
983 [22-4557-2022](https://doi.org/10.5194/acp-22-4557-2022), 2022.

984 Velders, G.J.M., S.O. Andersen, J.S. Daniel, D.W. Fahey and M. McFarland, The importance of the Montreal Protocol in
985 protecting climate, *PNAS*, 104, 4814–4819, doi:10.1073/pnas.0610328104, 2007.

986 Villamayor, J., Iglesias-Suarez, F., Cuevas, C.A. et al.: Very short-lived halogens amplify ozone depletion trends in the tropical
987 lower stratosphere. *Nat. Clim. Chang.* 13, 554–560, doi:10.1038/s41558-023-01671-y, 2023.

988 Weber, M., W. Steinbrecht, C. Arosio, R. van der A, S.M. Frith, J. Anderson, M. Coldewey-Egbers, S. Davis, D. Degenstein,
989 V.E. Fioletov, L. Froidevaux, D. Hubert, C.S. Long, D. Loyola, A. Rozanov, C. Roth, V. Sofieva, K. Tourpali, R. Wang,
990 and J.D. Wild, Stratospheric ozone, in [State of the Climate in 2019], *Bull. Am. Met. Soc.*, 101 (8), S78–S81,
991 doi:10.1175/BAMS-D-20-0104.1, 2020.

992 Weber, M., W. Steinbrecht, C. Arosio, R. van der A, S.M. Frith, J. Anderson, L. Castia, M. Coldewey-Egbers, S. Davis, D.
993 Degenstein, V.E. Fioletov, L. Froidevaux, D. Hubert, D. Loyola, C. Roth, A. Rozanov, V. Sofieva, K. Tourpali, R. Wang,
994 and J.D. Wild, Stratospheric ozone, [State of the Climate in 2020], *Bull. Am. Met. Soc.*, 102 (8), S92–S95,
995 doi:10.1175/2021BAMSStateoftheClimate.1, 2021.

996 WMO Scientific assessment of ozone depletion: 2010. Global Ozone Research and Monitoring Project Report no. 52. Geneva,
997 Switzerland: World Meteorological Organization, 2011.

998 WMO Scientific assessment of ozone depletion: 2018. Global Ozone Research and Monitoring Project Report no. 58. Geneva,
999 Switzerland: World Meteorological Organization, 2018.

1000 WMO Scientific assessment of ozone depletion: 2022. Global Ozone Research and Monitoring Project – GAW Report no.
1001 278. Geneva, Switzerland: World Meteorological Organization, 2022.

1002 Xu, J., Li, D., Bai, Z., Tao, M., and Bian, J.: Large Amounts of Water Vapor Were Injected into the Stratosphere by the Hunga
1003 Tonga–Hunga Ha’apai Volcano Eruption, *Atmosphere*, 13,912. doi:10.3390/atmos13060912, 2022.

1004 Youn, D., Patten, K. O., Wuebbles, D. J., Lee, H., & So, C.-W., Potential impact of iodinated replacement compounds CF₃I
1005 and CH₃I on atmospheric ozone: A three-dimensional modeling study. *Atmospheric Chemistry and Physics*, 10(20), 10129–
1006 10144. <https://doi.org/10.5194/acp-10-10129-2010>, 2010.

1007 Yu, P., Davis, S. M., Toon, O. B., Portmann, R. W., Bardeen, C.G., Barnes, J.E., et al.: Persistent stratospheric warming due
1008 to 2019–2020 Australian wildfire smoke. *Geophys. Res. Lett.*, 48, e2021GL092609. <https://doi.org/10.1029/2021GL092609>, 2021.

1009 Yu, P., et al.: Radiative forcing from the 2014–2022 volcanic and wildfire injections. *Geophys. Res. Lett.*, 50, e2023GL103791.
1010 <https://doi.org/10.1029/2023GL103791>, 2023.

1012 Zanchettin, D., Khodri, M., Timmreck, C., Toohey, M., Schmidt, A., Gerber, E. P., Hegerl, G., Robock, A., Pausata, F. S. R.,
1013 Ball, W. T., Bauer, S. E., Bekki, S., Dhomse, S. S., LeGrande, A. N., Mann, G. W., Marshall, L., Mills, M., Marchand, M.,
1014 Niemeier, U., Poulain, V., Rozanov, E., Rubino, A., Stenke, A., Tsigaridis, K., and Tummon, F.: The Model Intercomparison
1015 Project on the climatic response to Volcanic forcing (VolMIP): experimental design and forcing input data for CMIP6,
1016 *Geosci. Model Dev.*, 9, 270–2719, <https://doi.org/10.5194/gmd-9-2701-2016>, 2016.

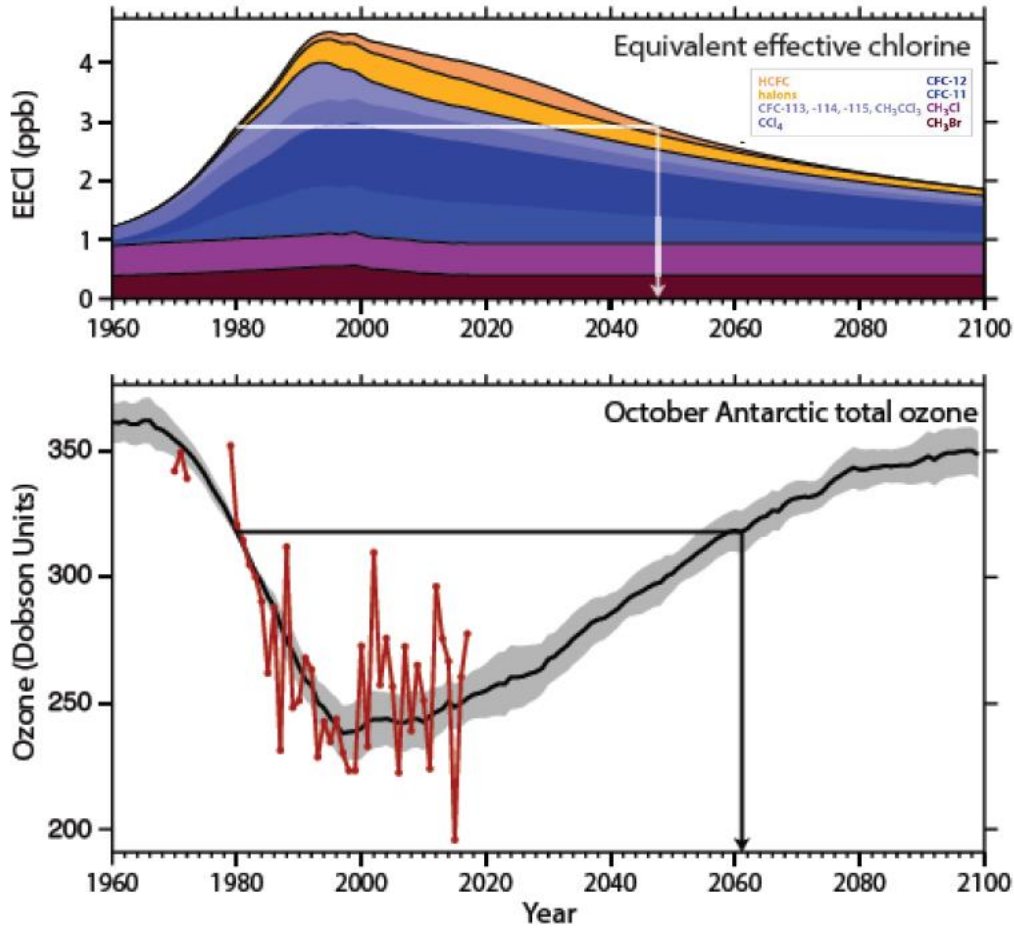
1017 Zanchettin, D., Timmreck, C., Khodri, M., Schmidt, A., Toohey, M., Abe, M., Bekki, S., Cole, J., Fang, S.-W., Feng, W.,
1018 Hegerl, G., Johnson, B., Lebas, N., LeGrande, A. N., Mann, G. W., Marshall, L., Rieger, L., Robock, A., Rubineti, S.,
1019 Tsigaridis, K., and Weierbach, H.: Effects of forcing differences and initial conditions on inter-model agreement in the
1020 VolMIP volc-pinatubo-full experiment, *Geosci. Model Dev.*, 15, 2265–2292, <https://doi.org/10.5194/gmd-15-2265-2022>,
1021 2022.

1022 Zhang, J., Wuebbles, D. J., Kinnison, D.E., & Saiz-Lopez, A.: Revising the ozone depletion potentials metric for short-lived
1023 chemicals such as CF₃I and CH₃I, *J. Geophys. Res.*, 125, e2020JD032414, <https://doi.org/10.1029/2020JD032414>, 2020.

1024 Zhu, Y., Bardeen, C. G., Tilmes, S., Mills, M. J., Wang, X., Harvey, V. L., Taha, G., Kinnison, D., Portmann, R. W., Yu, P.,
1025 Rosenlof, K. H., Avery, M., Kloss, C., Li, C., Glanville, A. S., Millán, L., Deshler, T., Krotkov, N., and Toon, O. B.:
1026 Perturbations in stratospheric aerosol evolution due to the water-rich plume of the 2022 Hunga-Tonga eruption,
1027 *Communications Earth and Environment*, 3, 248, <https://doi.org/10.1038/s43247-022-00580-w>, 2022.

1028 Zuo, M., Zhou, T. J., Man, W. M., Chen, X. L., Liu, J., Liu, F., and Gao, C.: Volcanoes and climate: Sizing up the impact of
1029 the recent Hunga Tonga-Hunga Ha’apai volcanic eruption from a historical perspective, *Advances in Atmospheric Sciences*,
1030 39(12), 1986–1993. <https://doi.org/10.1007/s00376-022-2034-1>, 2022.

1031

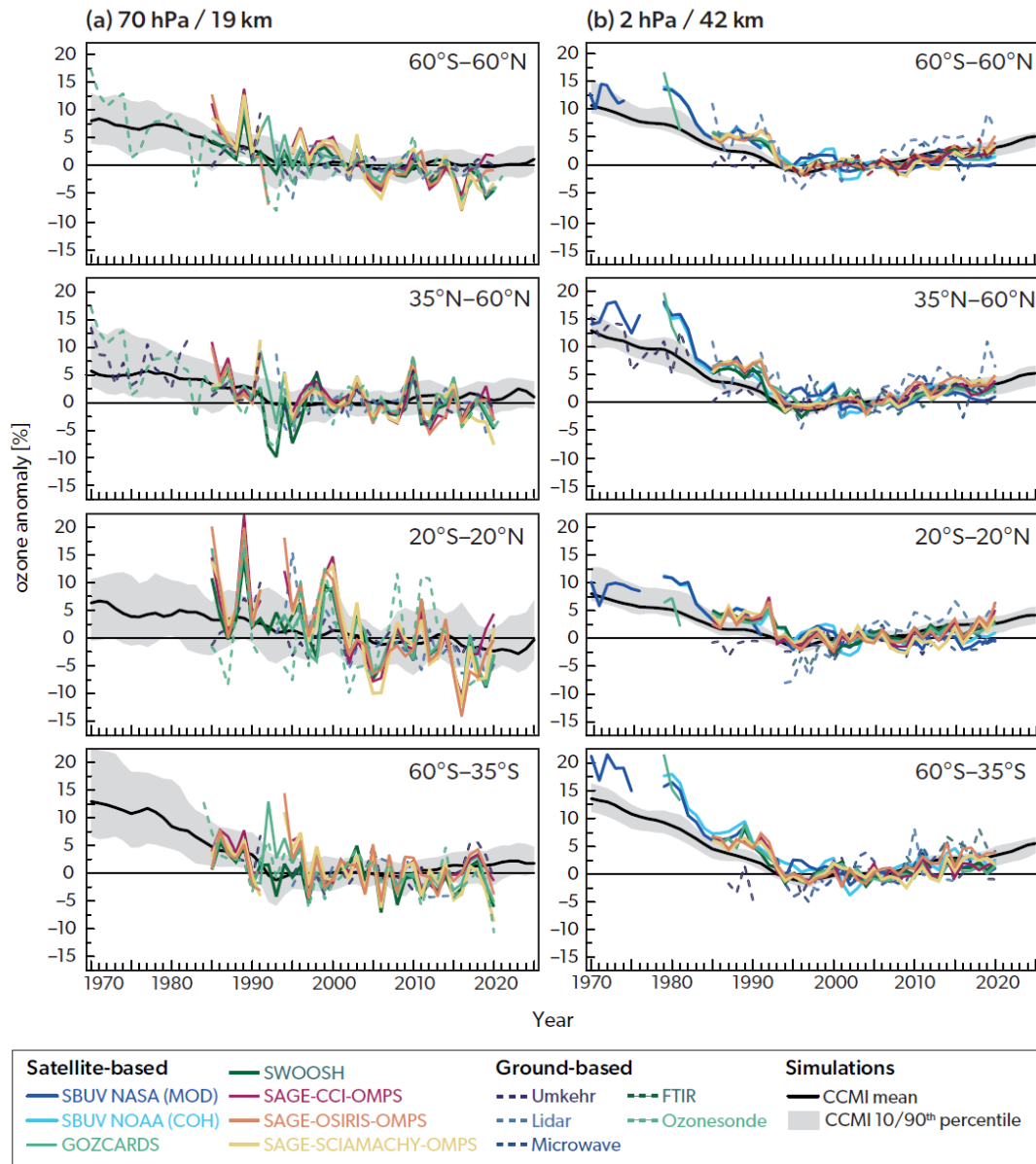


1034

1035

1036 **Figure 1:** (a) Past observations and projections of the equivalent effective chlorine (EECI; total chlorine + $65 \times$ total bromine
 1037 at surface, ppb) from different long-lived ODSs between 1960 and 2100. After the signing of the Montreal Protocol and
 1038 subsequent phaseout of many long-lived ODSs, the EECI began to decline and is expected to return to 1980 levels by around
 1039 2050, as indicated by the horizontal and vertical dashed lines. Note that more recent estimates of EECI would give a slightly
 1040 later return date (WMO, 2022). (b) Measured (red line) and predicted (black line, with uncertainty shown as grey shading)
 1041 October Antarctic column ozone (Dobson units) between 1960 and 2100. In this simulation the Antarctic ozone layer is
 1042 expected to return to 1980 levels around 2061, around a decade later than the EECI (horizontal and vertical dashed lines). CFC,
 1043 chlorofluorocarbon; HCFC, hydrochlorofluorocarbon. Note that this Antarctic October return date is slightly earlier than the
 1044 most recent estimate given in WMO (2022) but still within the model uncertainty range. Figure adapted from Chipperfield et
 1045 al. (2020) and based originally on WMO (2018).

1046



1048

1049

1050

1051

1052

1053

1054

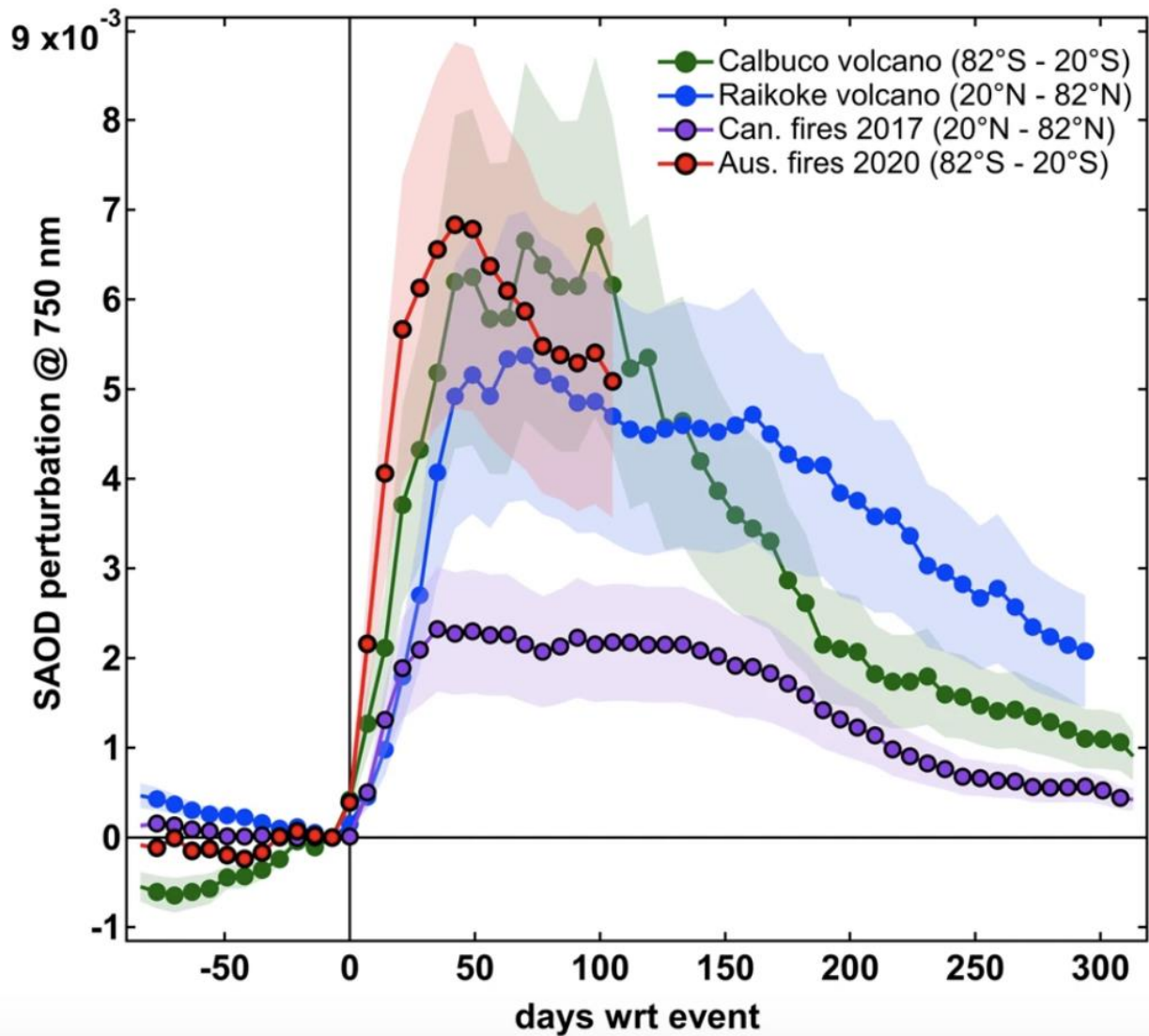
1055

1056

1057

1058

Figure 2. Annual mean anomalies of ozone in (a) the lower stratosphere, near 19 km altitude (70 hPa pressure) and (b) the upper stratosphere, near 42 km (2 hPa), for four latitude bands: 60°S–60°N, 35–60°N, 20°S–20°N (tropics), and 60–35°S. Anomalies are referenced to a 1998–2008 baseline. Coloured lines are long-term records obtained by merging data from different nadir (SBUV NASA (MOD) and SBUV NOAA (COH)) or limb-viewing (GOZCARDS, SWOOSH, SAGE-CCI-OMPS, SAGE-OSIRIS-OMPS, SAGE-SCIAMACHY-OMPS) satellite instruments. Dashed coloured lines are long-term records from ground-based observations (Umkehr, lidar, microwave, FTIR and ozonesondes); see Steinbrecht et al. (2017), WMO (2018), and Arosio et al. (2018) for details on the various datasets. The gray shaded areas show the range (10th and 90th percentiles) of 16 CCM simulations performed as part of the CCMI-1 REF-C2 experiment (see Morgenstern et al., 2017) with the black line indicating the median. Taken from Figure 3-9 in WMO (2022).



1060

1061

1062

1063

1064

1065

1066

1067

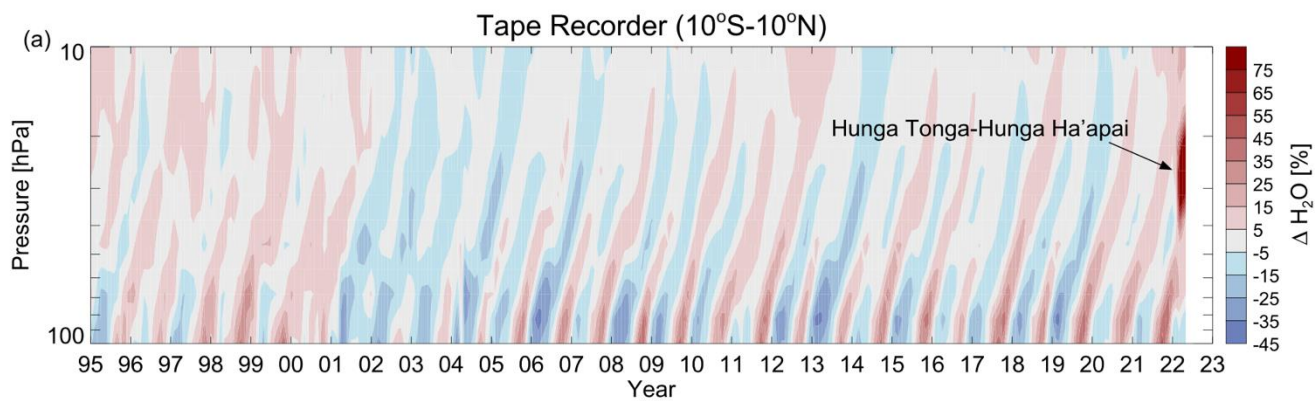
1068

1069

1070

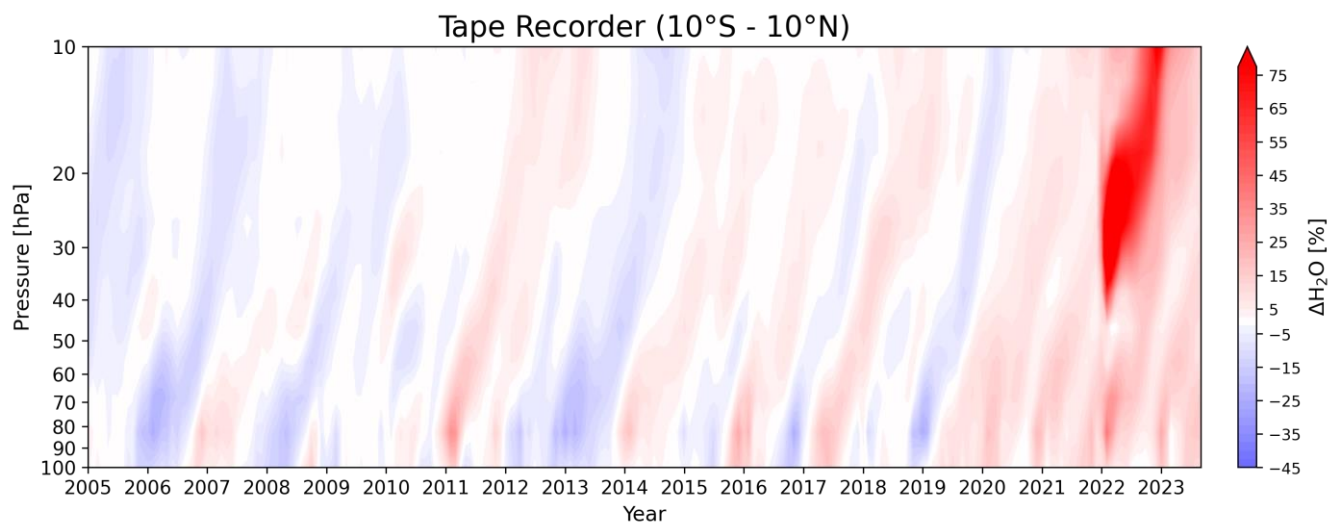
Figure 3. Perturbation of the stratospheric aerosol optical depth (SAOD) due to Australian fires and the strongest events since 1991. The curves represent the SAOD perturbation at 746 nm following the Australian wildfires, the previous record-breaking Canadian wildfires in 2017, and the strongest volcanic eruptions in the last 29 years (eruptions of Calbuco volcano in 2015 and Raikoke volcano in 2019). The time series are computed from OMPS-LP aerosol extinction profiles as weekly-mean departures of aerosol optical depth above 380 K isentropic level from the levels on the week preceding the ANY event. The weekly averages are computed over equivalent-area latitude bands roughly corresponding to the meridional extent of stratospheric aerosol perturbation for each event. The shading indicates a 30% uncertainty in the calculated SAOD, as estimated from SAGE III coincident comparisons. See Khaykin et al. (2020) for more details.

1071



1072

1073



1074

1075

1076 **Figure 4.** Zonal mean H₂O anomalies (%) in the tropics, between 10°S and 10°N (the so-called atmospheric tape recorder) for
1077 January 2005 to August 2023. H₂O abundances are based on version 5 Microwave Limb Sounder data. Based on Figure 5a in
1078 Millan et al. (2022). Figure courtesy of Xin Zhou (University of Chengdu).