

Temperature-dependent aqueous OH kinetics of C₂-C₁₀ linear and terpenoid alcohols and diols: new rate coefficients, structure-activity relationship and atmospheric lifetimes

Bartłomiej Witkowski,^{1*} Priyanka Jain,¹ Beata Wileńska,¹ and Tomasz Gierczak¹

¹University of Warsaw, Faculty of Chemistry, al. Żwirki i Wigury 101, 02-089 Warsaw, Poland

Correspondence to: Bartłomiej Witkowski (bwitk@chem.uw.edu.pl)

Kod pola został zmieniony

Abstract. Aliphatic alcohols (AAs), including terpenoid alcohols (TAs), are ubiquitous in the atmosphere due to their widespread emissions from natural and man-made sources. Hydroxyl radical (OH) is the most important atmospheric oxidant in both aqueous and gas phases. Consequently, the aqueous oxidation of the TAs by the OH inside clouds and fogs is a potential source of aqueous secondary organic aerosols (aqSOAs). However, the kinetic data, necessary to estimate for estimating the time scales of such reactions is, remains limited. Here, bimolecular rate coefficients ($k_{OH_{aq}}$) for the aqueous oxidation of twenty-nine, C₂-C₁₀ AAs by hydroxyl radicals (OH) were measured with the relative rate method technique in the temperature range 278 - 328 K. The values of $k_{OH_{aq}}$ values for the fifteen AAs studied in this work were measured for the first time after validating the experimental approach.

The $k_{OH_{aq}}$ values measured for the C₂-C₁₀ AAs at 298K were between ranged from 1.80×10^9 and to 6.5×10^9 M⁻¹s⁻¹. The values of activation parameters (activation energy (7-17 kJ/mol) and average Gibbs free energy of activation = 20 (18 ± 2 kJ/mol) strongly indicated the predominance of the H-atom abstraction mechanism. The estimated rates of the complete diffusion-limited reactions revealed up to 44% diffusion contribution to the measured $k_{OH_{aq}}$ values for the C₈-C₁₀ AAs.

The kinetic data acquired herein this work, and the literature data values of $k_{OH_{aq}}$ for AAs, carboxylic acids, and carboxylate ions available in the literature, were used to develop a modified structure-activity relationship (SAR). The new SAR developed optimized in this work predicted estimated the temperature-dependent $k_{OH_{aq}}$ for all compounds under investigation with much higher accuracy as compared with the previous models. In the modified new model, an additional neighboring parameter was introduced ($F_{\geq(CH_2)_6}$), using the measured $k_{OH_{aq}}$ values for the homolog (C₂-C₁₀) linear alcohols and diols. Good A good overall accuracy of the new SAR at 298K (slope = 1.05022 , $R^2 = 0.75855$) was achieved obtained for the AAs and carboxylic acids under

investigation. The kinetic database ($k_{OH, aq}$ values in this work and compiled literature data) was also used to further enhance the ability of SAR to predict temperature-dependent values of $k_{OH, aq}$ in the temperature range 278 - 328 K.

- 30 The calculated atmospheric lifetimes indicate that terpenoid alcohols and diols ~~will~~can react with the OH in aerosol, cloud, and fog water with ($LWC \geq 0.1 \text{ g/m}^3$) and ($LWC \geq 10^{-4} \text{ g/m}^3$), respectively. The preference of terpenoid diols to undergo aqueous oxidation by the OH under realistic atmospheric conditions is comparable with terpenoid acids, ~~which makes~~making them potentially effective precursors of _{aq}SOAs. In clouds, a decrease in the temperature will strongly favor the aqueous reaction with the OH, primarily due to the increased partitioning of
- 35 WSOCs into the aqueous phase ~~following Henry's law equilibrium.~~

1 Introduction

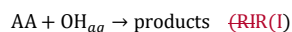
Biogenic volatile organic compounds (BVOCs) account for 20-90% of the global emissions of non-methane organics into the atmosphere, consisting primarily of isoprene and terpenes, which are emitted by vegetation (Sindelarova et al., 2022). ~~Moreover, the~~The oxidation of these atmospherically abundant BVOCs in the gas phase is one of the major sources of secondary organic aerosols (SOAs), which are formed ~~following~~by the nucleation of the low-volatility, oxygenated products and their condensation onto the existing particles (Hallquist et al., 2009).

SOAs account for a large fraction of organic aerosol (OA) mass, which contributes up to 90% of fine (submicron) particulate matter (PM) (Jimenez et al., 2009; Xu et al., 2021). SOAs are important climate-forcing agents; they alter the properties of clouds, which in turn affects the Earth's hydrological cycle (Shrivastava et al., 2017; Mahilang et al., 2021). Furthermore, SOAs absorb and scatter solar radiation, thereby affecting the Earth's radiation balance and limiting visibility (Tsigaridis and Kanakidou, 2018). ~~Fine PM~~ Additionally, inhalation of fine PM has ~~also~~ been associated with cardiovascular and respiratory conditions, resulting in increased mortality (Pye et al., 2021).

There are still many uncertainties regarding the formation, evolution, and climate forcing of SOAs, which greatly limits the current understanding of the present and future environmental impacts of ~~OAs~~aerosols (Fuzzi et al., 2015; Shrivastava et al., 2017; Mahilang et al., 2021). Historically, gas-phase oxidation of BVOCs was considered the major source of SOA in the atmosphere (Hallquist et al., 2009). More recently, the aqueous and multiphase ~~processing~~reactions of atmospherically abundant water-soluble organic compounds (WSOCs) ~~emerged~~have been recognized as very important atmospheric/atmospherically relevant processes (Su et al., 2020; Carlton et al., 2020). These aqueous and multiphase ~~processes~~reactions, although still not well characterized, are expected to significantly contribute to the formation of atmospheric SOAs (McNeill, 2015; McVay and Ervens, 2017; Ervens et al., 2018). For instance, the formation of SOAs in the aqueous phase (referred to as _{aq}SOAs) can, in part, explain the discrepancies between observed and modeled budgets of OAs (Lin et al., 2014; Tsui et al., 2019; Su et al., 2020; Pai et al., 2020).

Alcohols are one of the major classes of WSOCs in the atmosphere; they are emitted from both natural and man-made sources (Mellouki et al., 2015), and include short and longer-chain (fatty) linear alcohols and diols, as well as cyclic, and terpenoid alcohols (TAs) (Guenther et al., 2012; Chen et al., 2021; Konjević et al., 2023). In the atmosphere, hydroxyl radical (OH) is the most important daytime oxidant (Herrmann et al., 2015; Mahilang et al., 2021). ~~Hence~~Consequently, the ~~saturated~~-(aliphatic) WSOCs, ~~such as~~including AAs, are expected to react primarily with OH and NO₃ (Mellouki et al., 2015). In addition to reaction in the gas phase (Ceacero-Vega et al.,

2012), AAs can also undergo aqueous oxidation by the OH (~~R(I)~~ R(I)) inside the aqueous particles, depending on their Henry's law constants (H , M/atm^{-1}) ~~values~~ and liquid water content (LWC, g/m^3) of clouds, fogs, and aerosols (Sander, 2015; Herrmann et al., 2015).



Consequently, in the atmospheric aqueous droplets, ~~R(I)~~ R(I) can yield low-volatility products, ~~like for instance including~~ carboxylic ~~and~~ terpenoic acids (Yasmeen et al., 2011; Witkowski et al., 2023). Therefore, TAs (and diols) may be efficient precursors of $_{aq}$ SOAs. Due to their ~~large larger~~ carbon backbones (C_7 - C_{10}) and cyclic structures, TAs have the potential to ~~incorporate a relatively large number of oxygenated functional groups undergo R(I)~~ without ~~undergoing~~ extensive fragmentation (Ceacero-Vega et al., 2012). However, to date, there have not been many studies that investigated the aqueous OH kinetics of TAs (Hoffmann et al., 2009; Gligorovski et al., 2009; Herrmann et al., 2015; Levis et al., 2016).

To evaluate whether or not a reaction with the OH is a relevant removal pathway for a given molecule under realistic atmospheric conditions, chemical, ~~aqueous and multiphase~~ models are utilized (Bräuer et al., 2019; Zhu et al., 2020). Bimolecular reaction rate coefficients for the reaction of organic compounds with the OH in the gas ($k_{OH_{gas}}$) and in the aqueous ($k_{OH_{aq}}$) phases are the foundation of both simple and complex chemical models (Herrmann et al., 2015), used in the field of atmospheric chemistry to investigate the reaction (~~removal~~) pathways for various WSOCs (Zhu et al., 2020).

Following decades of ~~research, extensive gas kinetic databases are available for the reactions of various VOCs with the atmospherically relevant oxidants (McGillen et al., 2020)-extensive research, gas-kinetic databases are available for the reactions of various VOCs with atmospherically abundant oxidants (McGillen et al., 2020; McGillen et al., 2021)~~. On the other hand, the currently available aqueous kinetic datasets are still limited and contain primarily room-temperature data (Buxton et al., 1988; Herrmann et al., 2015). Reliable kinetic datasets are crucial for an accurate parametrization of the complex aqueous and multiphase reactions, which are directly connected with the formation and processing of $_{aq}$ SOAs in the atmosphere (Ervens, 2015; Bräuer et al., 2019).

In this work, after validating the experimental approach, the values of $k_{OH_{aq}}$ for linear and terpenoic ~~alcohols~~ AAs and diols were measured with the relative rate technique, ~~after validating the experimental approach, to further expand the current solution kinetic databases.~~ Here, $k_{OH_{aq}}$ for multiple AAs were measured in a single experiment; R(I) was carried out in a bulk reactor and the concentrations of individual AAs in the reaction solution were measured with gas chromatography (~~Herrmann et al., 2005~~), (Herrmann et al., 2005). Because the

Sformatowano: Kolor czcionki: Czarny

temperature range in the atmosphere extends above and below room temperature, the kinetic measurements were carried out in the temperature range between 278 and ~~328~~323 K.

100 However, measuring the k_{OH} values for the numerous WSOCs present in the environment is unfeasible (Goldstein and Galbally, 2007). ~~For this reason~~Consequently, structure-activity relationships (SARs) are widely utilized in the field of atmospheric chemistry for estimating the k_{OH} values of various organic molecules based on their molecular structures (Kwok and Atkinson, 1995; Monod and Doussin, 2008). At the same time, the ability of current aqueous SARs to predict the temperature-dependent $k_{OH_{aq}}$ values for the ~~higher-MW~~ WSOCs (with larger carbon backbones) ~~remains remain~~ limited (Herrmann et al., 2005; Brüuer et al., 2019). ~~Furthermore~~Moreover, 105 the methodology used in the current aqueous ~~kinetic~~ SARs was developed for predicting the values of $k_{OH_{gas}}$. ~~Therefore, it is still unclear whether or not this approach is entirely adequate for estimating the rates of aqueous reactions~~ (Kwok and Atkinson, 1995; Monod and Doussin, 2008).

The kinetic data acquired in this work, and the compiled literature data, were used to develop a modified kinetic SAR for predicting the values of $k_{OH_{aq}}$ for AAs, carboxylic acids, and carboxylate ions at different temperatures.

110 Subsequently, the atmospheric lifetimes for the five TAs under investigation due to ~~RHR(I)~~ were estimated to evaluate their potential to yield $_{aq}$ SOAs under realistic atmospheric conditions.

2 Materials and methods

Materials and reagents are listed in section S1 in the Electronic Supplementary Material (ESM). Deionized (DI) water ($\leq 18 \text{ M}\Omega \times \text{cm}^{-1}$) was used in all experiments.

115 2.1 Aqueous photoreactor

The photoreactor ~~was~~ described in ~~more detail in~~ our previous ~~work~~study (Witkowski et al., 2019). The reaction vessel was a jacketed, quartz flask with an internal volume of 0.1 L. Radicals (OH) were generated *in situ* by photolyzing hydrogen peroxide (H_2O_2). The reaction vessel was surrounded by eight lamps (TUV TL 4W, Philips, $\lambda_{\text{max}}=254 \text{ nm}$). In some experiments, an ozone-free, 2.12" pen-ray lamp (11SC-2.12-PO-16-800, Analytik Jena, $\lambda_{\text{max}}=254 \text{ nm}$) was used. The pen-ray lamp was immersed in the reaction solution inside a quartz vial. Temperatures of the reaction solution were adjusted ~~using~~with a circulating water bath (SC100-a10-A10, Thermo Fisher Scientific). The solution temperature was additionally ~~checked~~monitored with an externally calibrated ~~platinum~~ sensor (TP-361, Czaki Thermo-Product).

2.2 Chromatographic analyses

125 ~~Analysis~~ Semi-quantitative analyses of AAs ~~was~~ were carried out with gas chromatography (GC) coupled with the flame ionization detector (FID) or with mass spectrometry (MS).

GC/MS analyses were carried out ~~with~~ using a GC/MS-QP2010 Ultra (Shimadzu) gas chromatograph coupled with a single-quadrupole mass spectrometer equipped with an electron ionization (70 eV) ion source. The instrument was equipped with an AOC-5000 autosampler (Shimadzu). Analytes were separated with a VF-WAXms column (Agilent) or with a ZB-5MSplus column (Phenomenex) - section S2.1. The mass spectrometer was operating in the selected ion monitoring mode (Table S1 and S2).

GC/FID analyses were carried out using a GC17A gas chromatograph (Shimadzu). Analytes were separated with a ZB-Waxplus capillary column (Phenomenex). ~~This GC/FID instrument was used for analyzing the analysis of~~ C₅-C₁₀ ~~linear alcohols and diols~~ AAs, as well as for ~~analyzing the~~ C₂-C₅C₄ linear ~~alcohols~~ AAs (Tables S3 and ~~diols~~ (section S2.2S4)).

2.3 Experimental procedures

AAs under investigation were separated into four ~~sets~~ groups, based on their OH reactivities, chromatographic peak shape on a given stationary phase, GC detector response, and recoveries obtained following liquid-liquid extraction of aqueous samples taken from the photoreactor with ethyl acetate (~~see below~~ Tables S1 – S4).

140 The concentration of cyclic, terpenoid, and C₅-C₁₀ ~~alcohols~~ AAs (Tables S1, S2, and S2S4) in the reaction solution was 0.2 - 0.4 mM each, and the concentration of H₂O₂ was 0.1 M. The concentration of C₂-C₅ ~~linear alcohols and~~ diols C₄ AAs (Table S2S3) in the reaction solution was 0.8 – 1.0 mM each, and the concentration of H₂O₂ in these experiments was 0.4 M.

145 AAs under investigation were first dissolved in water and, the resulting solution was filtered through a 0.7 µm GF syringe filter and transferred to the reaction vessel. The temperature of the solution was allowed to stabilize before adding H₂O₂, which initiated the reaction.

Thirteen aliquots were sampled from the reaction solution and the reaction time was 15-70 mins, depending on the temperature and concentration of H₂O₂. The C₂-C₅C₄ AAs (Table S2S3) were analyzed by injecting 0.5 µl of the aqueous sample taken from the reactor into the GC/FID instrument. For the rest of the AAs under investigation, 150 800 µl of the reaction solution was saturated with NaCl, and extracted with 300 µl of ethyl acetate containing 0.3 mM of dimethyl phthalate (internal standard). Afterward, the organic layer was dried with anhydrous sodium sulfate (Na₂SO₄) and analyzed with GC/MS or GC/FID instrument.

2.4 Relative rate ~~method~~technique and activation parameters

The $k_{OH_{aq}}$ values for the AAs under investigation were derived with eq. I.

$$\ln\left(\frac{[AA]_0}{[AA]_t}\right) = \frac{k_{AA}}{k_{Ref}} \ln\left(\frac{[Ref]_0}{[Ref]_t}\right) \quad (I)$$

In eq. I, [AA], and [Ref] are the initial (0) and intermediate concentrations of the AAs under investigation and the kinetic reference compound, respectively. k_{Ref} and k_{AA} ($M^{-1}s^{-1}$) are the $k_{OH_{aq}}$ for the kinetic reference compound and the AAs under investigation at a given temperature, respectively. 1,4-Butanediol and 1,5-pentanediol (~~$k_{OH_{aq}}$~~ : $k_{OH_{aq}}$ at 298K = $(3.85 \pm 0.21) \times 10^9 M^{-1}s^{-1}$ and $(4.4 \pm 0.7) \times 10^9 M^{-1}s^{-1}$, respectively) were used as the primary kinetic reference compounds (Hoffmann et al., 2009).

The temperature-dependent $k_{OH_{aq}}$ values were used to obtain the pre-exponential factors (A) and activation energies (E_a) using the Arrhenius expression (eq. II).

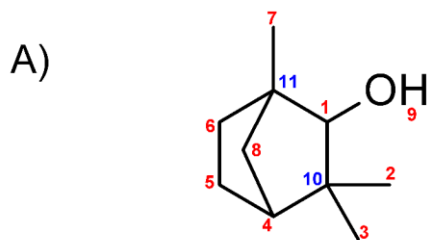
$$\ln(k_{OH_{aq}}) = \ln(A) - \left(\frac{E_a}{R}\right) \cdot \frac{1}{T} \quad (II)$$

In eq. II, $k_{OH_{aq}}$ is the bimolecular reaction rate coefficient of the reaction of AAs with the OH ($M^{-1}s^{-1}$) at a given temperature, T is the temperature (K), R is the gas constant ($kJ K^{-1} mol^{-1}$), A is the pre-exponential factor ($M^{-1}s^{-1}$) and E_a is the activation energy ($kJ mol^{-1}$). The values of Gibbs free energy of activation (ΔG^\ddagger), the enthalpy of activation (ΔH^\ddagger), and the entropy of activation (ΔS^\ddagger) were also calculated for each AA, using the temperature-dependent $k_{OH_{aq}}$ values (section S4). The rates of diffusion-limited reactions (k_{diff} , $M^{-1}s^{-1}$) were ~~derived~~calculated with the Smoluchowski equation (section S5) (Schöne et al., 2014; Kroflič et al., 2020).

2.5 Structure-activity relationship

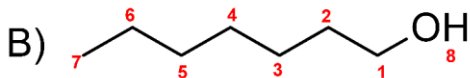
The ~~kinetic-SAR model~~methodology used in this work was ~~originally~~introduced by ~~Atkinson (Atkinson, 1987)~~(Atkinson, 1987), and later ~~expanded~~used to develop SAR for estimating the values of $k_{OH_{aq}}$ of aliphatic molecules containing C, H, and O atoms ~~by Monod and Doussin~~ (Monod and Doussin, 2008; Doussin and Monod, 2013). SAR parameters include F and G substituent factors for CH₃, CH₂, CH, C, OH, FC=O, COOH, COO- moieties, F-factors for the C₆, C₅, C₄ rings, and base rate coefficients for the H-atom abstraction from CH₃, CH₂, CH and -OH groups (Fig. 1).

Sformatowano: Czcionka: +Tekst podstawowy (Times New Roman)



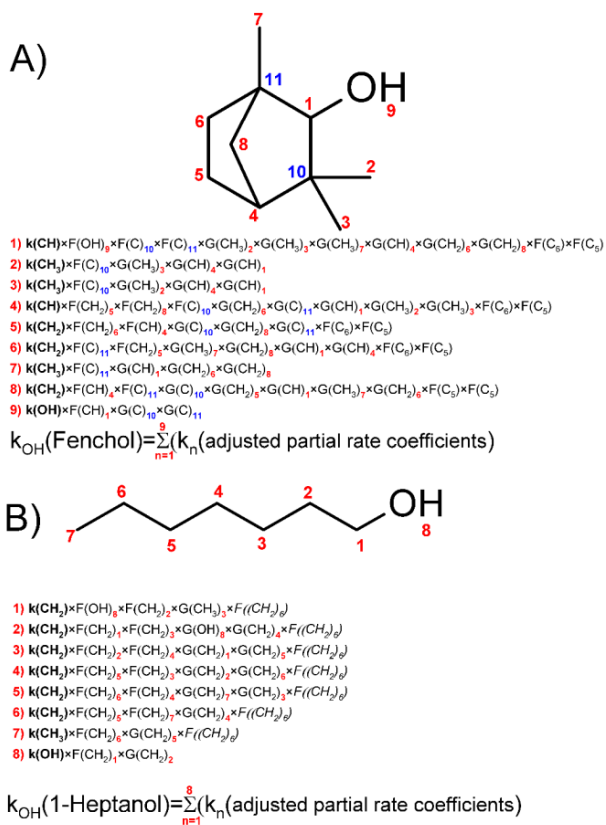
- 1) $k(\text{CH}) \times \text{F}(\text{OH})_2 \times \text{F}(\text{C})_{10} \times \text{F}(\text{C})_{11} \times \text{G}(\text{CH}_2)_2 \times \text{G}(\text{CH}_2)_3 \times \text{G}(\text{CH}_2)_7 \times \text{G}(\text{CH})_4 \times \text{G}(\text{CH}_2)_6 \times \text{G}(\text{CH}_2)_8 \times \text{F}(\text{C}_9) \times \text{F}(\text{C}_9)$
- 2) $k(\text{CH}_3) \times \text{F}(\text{C})_{10} \times \text{G}(\text{CH}_2)_3 \times \text{G}(\text{CH})_4 \times \text{G}(\text{CH})_1$
- 3) $k(\text{CH}_2) \times \text{F}(\text{C})_{10} \times \text{G}(\text{CH}_2)_2 \times \text{G}(\text{CH})_4 \times \text{G}(\text{CH})_1$
- 4) $k(\text{CH}) \times \text{F}(\text{CH}_2)_6 \times \text{F}(\text{CH}_2)_4 \times \text{F}(\text{C})_{10} \times \text{G}(\text{CH}_2)_6 \times \text{G}(\text{C})_{11} \times \text{G}(\text{CH})_1 \times \text{G}(\text{CH}_2)_2 \times \text{G}(\text{CH}_2)_3 \times \text{F}(\text{C}_9) \times \text{F}(\text{C}_9)$
- 5) $k(\text{CH}_2) \times \text{F}(\text{CH}_2)_6 \times \text{F}(\text{CH})_4 \times \text{G}(\text{C})_{10} \times \text{G}(\text{CH}_2)_6 \times \text{G}(\text{C})_{11} \times \text{F}(\text{C}_9) \times \text{F}(\text{C}_9)$
- 6) $k(\text{CH}_2) \times \text{F}(\text{C})_{11} \times \text{F}(\text{CH}_2)_2 \times \text{G}(\text{CH}_2)_7 \times \text{G}(\text{CH}_2)_3 \times \text{G}(\text{CH})_1 \times \text{G}(\text{CH})_4 \times \text{F}(\text{C}_9) \times \text{F}(\text{C}_9)$
- 7) $k(\text{CH}_3) \times \text{F}(\text{C})_{11} \times \text{G}(\text{CH})_1 \times \text{G}(\text{CH}_2)_2 \times \text{G}(\text{CH}_2)_8$
- 8) $k(\text{CH}_2) \times \text{F}(\text{CH})_4 \times \text{F}(\text{C})_{11} \times \text{G}(\text{C})_{10} \times \text{G}(\text{CH}_2)_3 \times \text{G}(\text{CH})_1 \times \text{G}(\text{CH}_2)_7 \times \text{G}(\text{CH}_2)_6 \times \text{F}(\text{C}_9) \times \text{F}(\text{C}_9)$
- 9) $k(\text{OH}) \times \text{F}(\text{CH})_1 \times \text{G}(\text{C})_{10} \times \text{G}(\text{C})_{11}$

$$k_{\text{OH}}(\text{Fenchol}) = \sum_{n=1}^9 (k_n \text{ (adjusted partial rate coefficients)})$$



- 1) $k(\text{CH}_2) \times \text{F}(\text{OH})_2 \times \text{F}(\text{CH}_2)_2 \times \text{G}(\text{CH}_2)_3 \times \text{F}((\text{CH}_2)_6)$
- 2) $k(\text{CH}_2) \times \text{F}(\text{CH}_2)_1 \times \text{F}(\text{CH}_2)_3 \times \text{G}(\text{OH})_6 \times \text{G}(\text{CH}_2)_4 \times \text{F}((\text{CH}_2)_6)$
- 3) $k(\text{CH}_2) \times \text{F}(\text{CH}_2)_2 \times \text{F}(\text{CH}_2)_4 \times \text{G}(\text{CH}_2)_2 \times \text{G}(\text{CH}_2)_5 \times \text{F}((\text{CH}_2)_6)$
- 4) $k(\text{CH}_2) \times \text{F}(\text{CH}_2)_6 \times \text{F}(\text{CH}_2)_3 \times \text{G}(\text{CH}_2)_2 \times \text{G}(\text{CH}_2)_6 \times \text{F}((\text{CH}_2)_6)$
- 5) $k(\text{CH}_2) \times \text{F}(\text{CH}_2)_6 \times \text{F}(\text{CH}_2)_4 \times \text{G}(\text{CH}_2)_2 \times \text{G}(\text{CH}_2)_3 \times \text{F}((\text{CH}_2)_6)$
- 6) $k(\text{CH}_2) \times \text{F}(\text{CH}_2)_5 \times \text{F}(\text{CH}_2)_7 \times \text{G}(\text{CH}_2)_2 \times \text{F}((\text{CH}_2)_6)$
- 7) $k(\text{CH}_3) \times \text{F}(\text{CH}_2)_6 \times \text{G}(\text{CH}_2)_5 \times \text{F}((\text{CH}_2)_6)$
- 8) $k(\text{OH}) \times \text{F}(\text{CH}_2)_1 \times \text{G}(\text{CH}_2)_2$

$$k_{\text{OH}}(1\text{-Heptanol}) = \sum_{n=1}^8 (k_n \text{ (adjusted partial rate coefficients)})$$



180 **Figure 1: Estimating Examples of estimating** the values of $k_{\text{OH}_{\text{aq}}}$ with SAR for fenchol (A) and 1-heptanol (B).

The partial rate coefficients are adjusted/modified by the adjacent functional groups in the α and β -positions using the F and G substituent factors (Monod and Doussin, 2008; Doussin and Monod, 2013). Note that fenchol has two fused C_5 rings and one C_6 ring, and the partial k values for H-atom abstraction connected with these rings are adjusted with the $\text{F}(\text{C}_5)$, and $\text{F}(\text{C}_6)$ factors - Fig. 1A (Monod and Doussin, 2008). Furthermore, in this work, an

185 additional F factor was introduced (section 3.2) for the H-atoms connected with a straight-chain carbon backbone $\geq C_6$ (Fig. 1B).

A [database dataset](#), containing the values of $k_{OH_{aq}}$ (298 K) for 56 AAs, carboxylic acids, and carboxylate anions (1) was used to derive the values of F and G factors by minimizing values of Q parameter (eq. (Witkowski, 2023)). (1) was used to derive the values of F and G factors by minimizing values of Q parameter (eq. III) using the Excel Solver routine (González-Sánchez et al., 2021).

$$Q = \sum_n \frac{(k_{SAR} - k_{exp})^2}{\sigma_n^2} \quad (III)$$

In eq. III, k_{SAR} and k_{exp} are estimated and measured $k_{OH_{aq}}$ values at 298K and σ is the experimental uncertainty.

The temperature dependence of the partial k_{OH} values for CH_3 , CH_2 , CH , and OH groups is described via eq. IV using C and D factors. (Kwok and Atkinson, 1995) C and D factors in eq. IV were adjusted using a database of 351 temperature-dependent rate coefficients (1) IV were adjusted using a database of 351 temperature-dependent rate coefficients (Witkowski, 2023).

$$k_{OH_{partial}}(T) = CT^2 \times \exp\left(\frac{-D}{T}\right) \quad (IV)$$

In eq. IV, T is the reaction temperature (K). Furthermore, the values of F and G factors were adjusted at different temperatures with eq. V.

$$F \text{ or } G(T) = \exp\left(\frac{298 \times \ln(F \text{ or } G \text{ at } 298K)}{T}\right) \quad (V)$$

After adjusting the values of the neighboring parameter (F and G), they were kept unchanged and the values of D and C factors (eq. IV) were adjusted with the measured, temperature-dependent $k_{OH_{exp}}$ values for AAs (this work) and for carboxylic acids (Witkowski et al., 2021).

After adjusting the values of the neighboring parameters (F and G), they were kept unchanged and the values of D and C factors (eq. IV) were adjusted with the measured, temperature-dependent $k_{OH_{aq}}$ values for AAs (this work) and for carboxylic acids, and carboxylate (di)anions (Witkowski, 2023).

2.6 Control measurements and uncertainty

Kinetic measurements at every temperature were carried out a minimum of three times and the experimental uncertainties for the $k_{OH_{exp}}$ were calculated as 2σ . Uncertainties of the activation parameters derived from linear regression analysis are reported as standard errors of the linear fitting. Other uncertainties were calculated with the exact differential method.

Sformatowano: Wyrównany do środka

Sformatowano: Wyrównany do środka

Sformatowano: Wyrównany do środka

The reported uncertainties of the $k_{OH_{aq}}$ values measured in this work were derived with the exact differential method (eq. VI), taking into account the uncertainties of the slopes of kinetic plots (eq. I) and the uncertainties of the k_{ref} values reported in the literature (Schöne et al., 2014) – see section S6 for a detailed derivation of this formula.

$$\Delta k_{OH_{aq}} = \sqrt{(slope \times \Delta k_{ref})^2 + (k_{ref} \times \Delta slope)^2} \quad (VI)$$

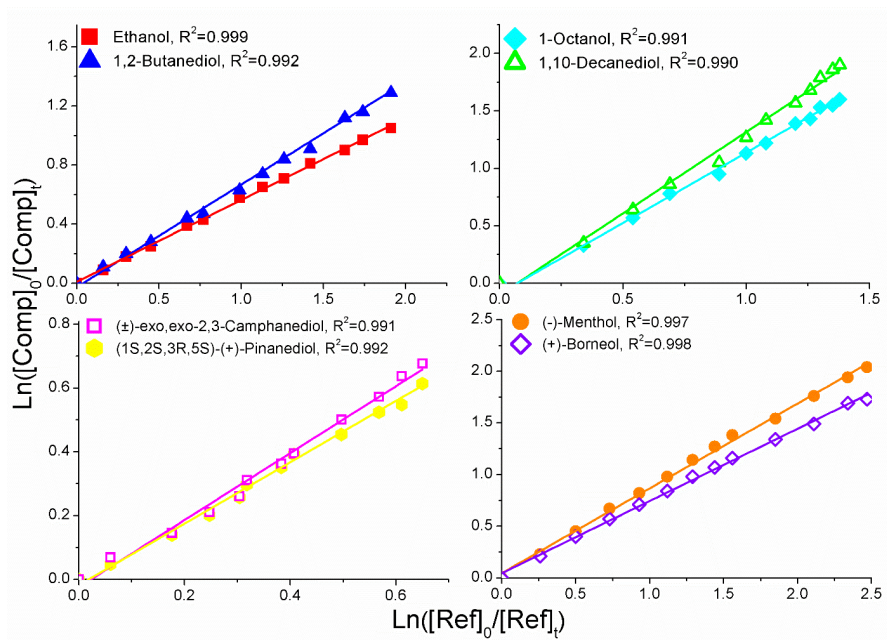
In eq. VI, the slope is the slope of the kinetic plot corresponding to the k_{AA}/k_{ref} ratio (eq. I), and, Δ the slope is the experimental uncertainty, which was derived as 2σ from three or more separate measurements, k_{ref} and Δk_{ref} are the $k_{OH_{aq}}$ values for the kinetic reference compounds and their uncertainties, respectively (Hoffmann et al., 2009). Uncertainties of the E_a values are reported as standard errors of the linear fitting (eq. II) and the uncertainties for the other activation parameters (eq. SI-SIII) were calculated with the exact differential method. Control experiments carried out without turning on the lamp or without adding H_2O_2 to the reaction solution, confirmed that the AAs under investigation did not undergo direct photolysis or dark reactions with the H_2O_2 , within the time scale of the experiments. To further confirm that the five terpenic alcohols and diols under investigation were photochemically stable under the experimental conditions used, their UV-Vis spectra were acquired (Fig. S5). Also, no evaporation of the analytes was observed within the studied temperature range (section 2.1). Control experiments also confirmed that the AAs that were analyzed in the same batch (section S3) were not converted into one another following RI during R(I).

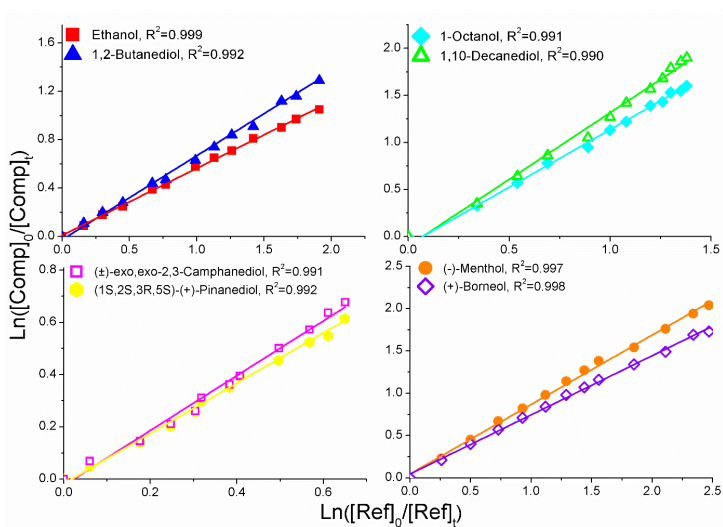
3 Results and discussion

3.1 Results of the kinetic measurements

The rate coefficients $k_{OH_{aq}}$ values were calculated using eq. I (section 2.4). In all kinetic measurements experiments, the squared linear coefficients of determination (R^2) > 0.99 were obtained, as shown in the representative relative kinetic plots (Fig. 2).

Sformatowano: Kolor czcionki: Czarny





235

Figure 2: Sample relative kinetic plots obtained in this work at 298K; data are represented by points, and lines are linear fits to the experimental data.

The ~~measured, temperature dependent~~ values of $k_{OH_{aq}}$ ~~measured in the temperature range between 278 and 323K~~ were used to ~~obtain~~ calculate activation parameters ~~(eq. II)~~. For all AAs under investigation, linear Arrhenius plots ~~(eq. II)~~ were obtained, as shown ~~in the sample Arrhenius plots (by the representative data presented in Fig. 3)~~.

240

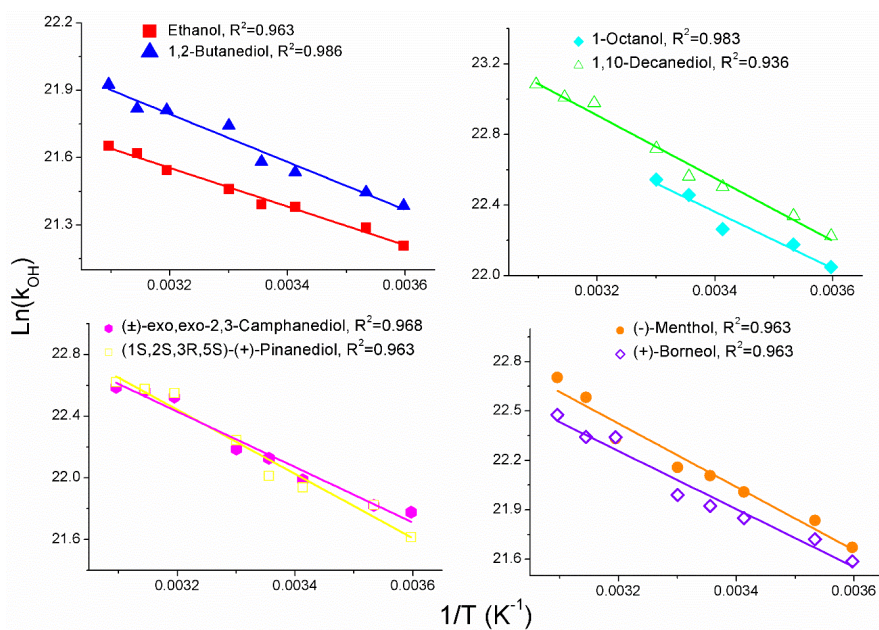
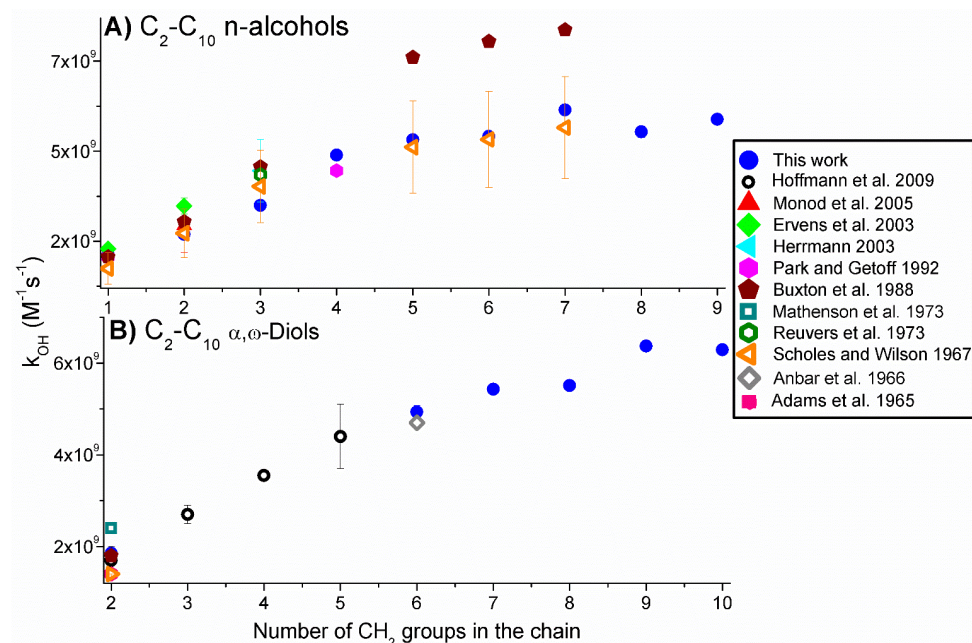


Figure 3: Sample Arrhenius plots obtained in this work; data are represented by points, and lines are linear fits to the experimental data.

245 The $k_{OH_{aq}}$ values measured at 298 K and the activation parameters for the AAs investigated in this work are listed in Table 1; ~~literature data for the kinetic reference compounds are also included.~~ All temperature-dependent $k_{OH_{aq}}$ values measured in this work are listed in Table S4S6.

values of $k_{OH_{aq}} = (4.1 \pm 0.8) \times 10^9$ and $(3.7 \pm 1) \times 10^9$, reported for butanediol, 1- and 2-butanol, respectively, agree (within the reported uncertainties) with the results obtained in this work (Table 1), 6-hexanediol (Anbar et al., 1966; Scholes and Willson, 1967; Herrmann, 2003; Hoffmann et al., 2009).

An increase in the measured $k_{OH_{aq}}$ values is observed for the n-alcohols and α, ω -diols (Fig. 4).



and, the preferred values are based only on these single measurements (Table 1). For this reason, uncertainties of 33% were recommended for the $k_{OH_{aq}}$ values for these five AAs (IUPAC, 2019). At the same time, the $k_{OH_{aq}}$ values measured in this work for 1-hexanol, 1-heptanol, 1-octanol, 1,2-butanediol, 1,6-hexanediol are in good agreement with the preferred values, within the reported (and recommended) uncertainties.

For 1-propanol and 1 and 2-butanols, the values of $k_{OH_{aq}}$ measured in this work are noticeably lower than the preferred values (Table 1). However, these differences are difficult to explain. In the case of ethanol, 1,2-propanediol, 1,2-ethanediol and 1,2-butanediol, for which the values of $k_{OH_{aq}}$ were measured together with 1-propanol and 1 and 2-butanols (Table S2), using the same kinetic reference compound (1,4-butanediol), an excellent agreement with the previously measured values was obtained (Table 1 - see also Fig. 4). One possible explanation may be that product peaks overlapped with the chromatographic peaks corresponding to AAs under investigation, which would lower the rate of disappearance of 1-propanol and 1 and 2-butanols

Sformatowano: Czcionka: +Tekst podstawowy (Times New Roman), Kolor czcionki: Czarny

Sformatowano: Czcionka: +Tekst podstawowy (Times New Roman)

Sformatowano: Czcionka: +Tekst podstawowy (Times New Roman), Kolor czcionki: Tekst 1

during R(I) obtained from the GC/FID measurements. This would result in the lower $k_{OH_{aq}}$ measured for these three AAs. To test that hypothesis, additional experiments were carried out, by adding only 1-propanol, 1 and 2-butanols, and ethanol to the reaction solution, to minimize the possible interferences from the products. The $k_{OH_{aq}}$ values obtained from these additional measurements for 1-propanol and 1 and 2-butanols were the same (within the obtained uncertainties – Table S8) as those reported in Table 1.

To our knowledge, for the rest of the AAs investigated in this work, including C_9 - C_{10} n-alcohols, C_7 - C_{10} α,ω -diols, and cyclic AAs and diols, the $k_{OH_{aq}}$ values were measured for the first time. The data obtained for these compounds are discussed in more detail later in this section.

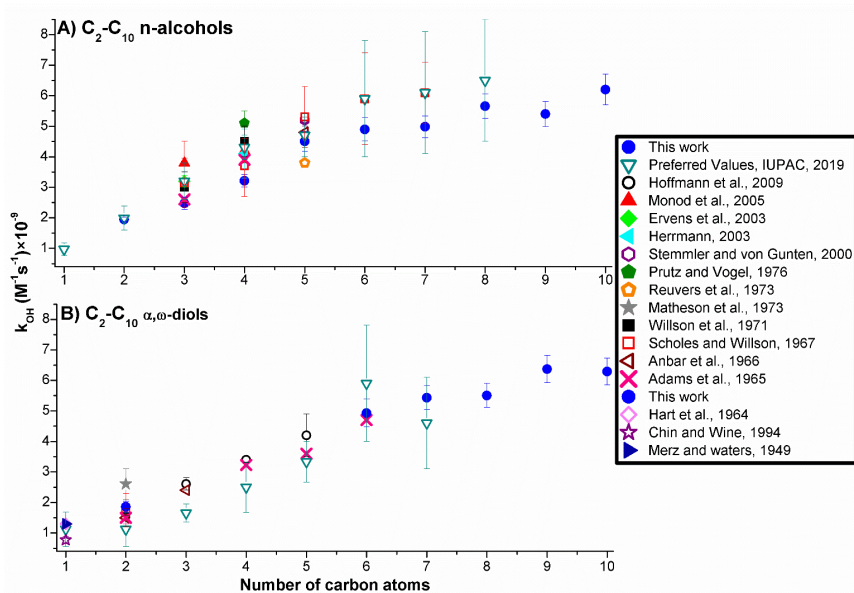


Figure 4: The $k_{OH_{aq}}$ values measured at 298K for the homolog series of **linear alcohols (A) and diols (B)-n-alcohols (A) and α,ω -diols (B)**. For the C_6 - C_8 n-alcohols and 1,6-hexanediol, the preferred values are based on a single, measured $k_{OH_{aq}}$ values, with a recommended uncertainty of 33%. For methanediol (formaldehyde hydrate), measured $k_{OH_{aq}}$ values from (Merz and Waters, 1947; Hart et al., 1964; Chin and Wine, 1992) are included.

There is some ambiguity regarding the values of $k_{OH_{aq}}$ of C_6 - C_8 n-alcohols: Scholes and Willson report lower values (Table 1) (Scholes and Willson, 1967). However, the values adjusted using a higher $k_{OH_{aq}}$ for thymine, which was the kinetic reference

compound used in their study (Scholes and Willson, 1967), are cited most often (Monod and Doussin, 2008; Minakata et al., 2009; Luo et al., 2017). At the same time, following the general trend in Fig. 4A, the $k_{OH_{gas}}$ values of 7.0, 7.4, and 7.7 (Table 1) for C₆, C₈, n-alcohols, respectively, can be tentatively classified as outliers.

The characteristic curving of the plots in Fig. 4A (and to a lesser extent in Fig. 4B) is most likely because of the short-range activating effect of -OH groups, which does not extend beyond three to four -CH₂- moieties (Mellouki et al., 2003; Herrmann et al., 2005). Moreover, a net increase in the values of $k_{OH_{gas}}$ for n-alcohols as compared with n-alkanes is observed (Fig. 5A), likely due to the formation of a hydrogen-bonded complex between -OH moiety and OH radical (Smith and Ravishankara, 2002; Mellouki et al., 2003; Herrmann et al., 2005).

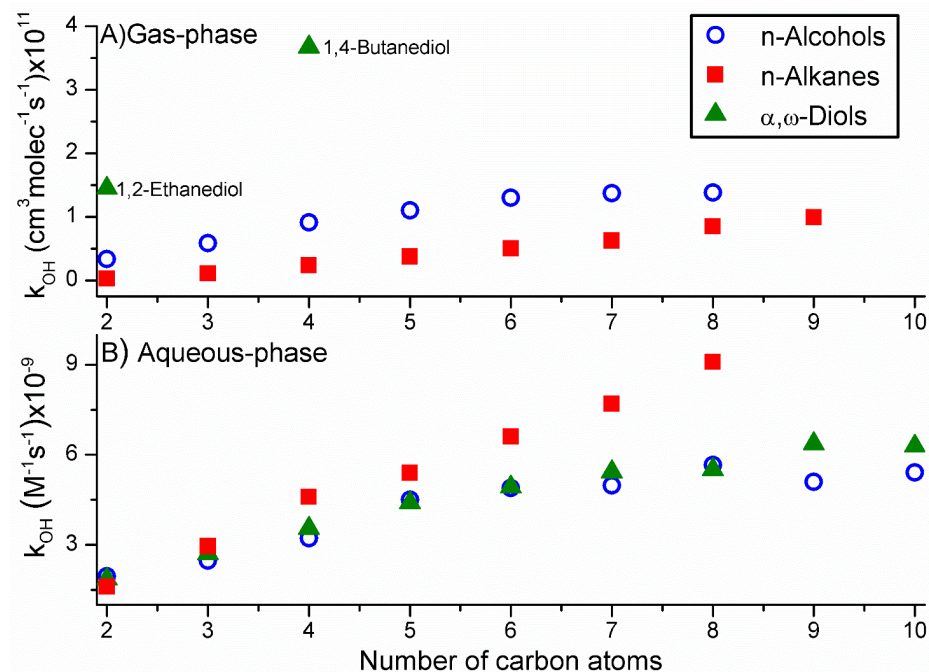


Figure 5: Measured k_{OH} values for n-alkanes, alcohols, and diols in the gas (A) and aqueous (B) phases. The $k_{OH_{gas}}$ values presented are listed in Table S5.

No net increase in the values of $k_{OH_{aq}}$ is observed following the addition of one or two -OH moieties to the carbon backbone (Fig 5B), which can be attributed to solvent effects suppressing the formation of the H-bonded complex between OH and n-alcohols, and α, ω -diols. Solvents effects, such as hydrophobic interactions may also contribute to this phenomenon, such as

the formation of hydration spheres around the hydrophobic alkyl chain (Otto and Engberts, 2003). Consequently, in the aqueous solutions, RI likely proceeds via direct H-atom abstraction from the aliphatic chain, as in the case of alkanes (Herrmann et al., 2005), which results in the observed decrease of the $k_{OH_{aq}}$ of n-alcohols and α,ω -diols, as compared with n-alkanes (Fig. 5B).

310 The values of E_a obtained in this work are much higher ($7-15 \text{ kJ} \times \text{mol}^{-1}$ – Table 2) than the values for the same reactions in the gas phase, which also indicates a different, higher energy transition state in the aqueous phase (Mellouki et al., 2003).

315 The data acquired in this work, and the literature data, showed an incremental increase in the measured $k_{OH_{aq}}$ values in the homolog series of n-alcohols and α,ω -diols, which exhibited a distinctive curvature around four or five carbon atoms (Fig. 4A and B). In Fig. 5A, the preferred $k_{OH_{aq}}$ values (when available) for the AAs investigated in this work are superimposed with the data for n-alkanes. Very similar curvature was observed in the gas phase, for the homolog series of n-alcohols (Mellouki et al., 2003; Monod et al., 2005) – Fig. 5B.

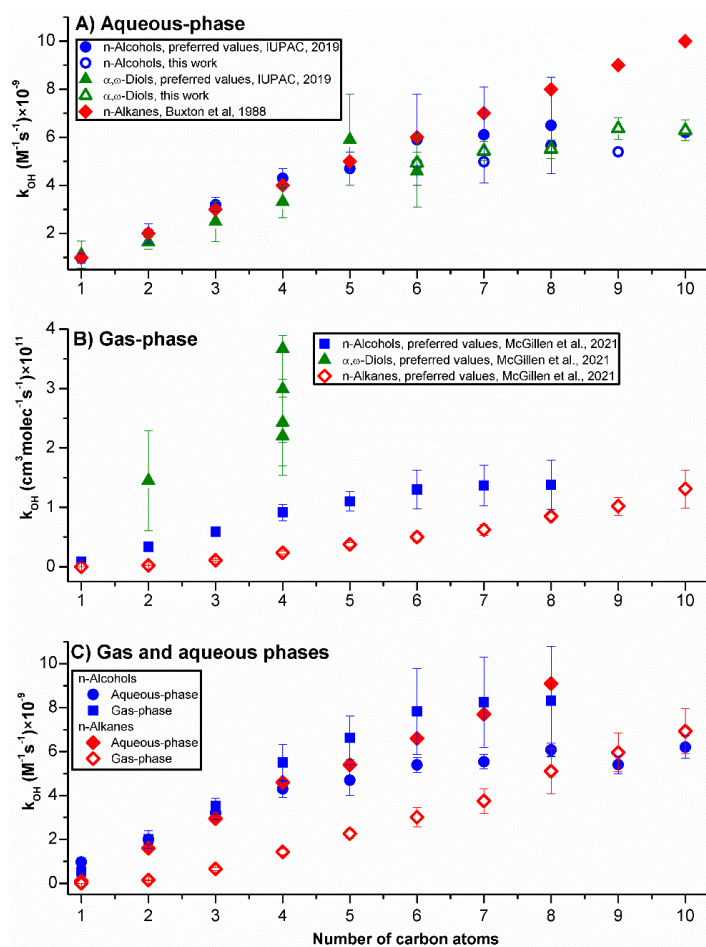


Figure 5: Measured k_{OH} values for n-alkanes, n-alcohols, and diols in the gas (A) and aqueous (B) phases. When available, preferred (recommended) values are shown for both phases (see also Table S5). (A) - for the 1-hexanol, 1-heptanol, 1-octanol, 1,2-butanediol, and 1,6-hexanediol, the preferred values are based on single measurements; hence for these AAs, the values of $k_{OH_{aq}}$ measured in this work are also included. (C) The preferred values are shown, when available and, diols were not included due to the very low number of $k_{OH_{aq}}$ values available to date. (C) For C₆-C₁₀ n-alcohols, average values (preferred values and data acquired in this work) are shown and, the uncertainties shown were obtained with the error propagation method. (A, C) No $k_{OH_{gas}}$ values are currently available for n-decanol and 1-nonanol. (A, C) For the C₁-C₁₀ n-alkanes, the majority of $k_{OH_{aq}}$ values are based on single measurements (Table S5) and, no preferred values (or their uncertainties) are currently available.

330 In the gas phase, the curvature in Fig. 5B was attributed to the long-range activating effect of the -OH moieties, which extends to around four carbon atoms (Mellouki et al., 2003). This activating effect of -OH is due to the formation of a hydrogen-bonded (H-bonded) complex between OH and some oxygenated organics. The curving (Fig. 5B) is observed because the H-atom abstraction proceeds via a cyclic transition state (TS), which becomes less energetically favorable for the longer-chain molecules (Smith and Ravishankara, 2002). This mechanism is also confirmed by the limited data available for diols; the $k_{OH_{gas}}$ values for 1,2-ethanediol, 1,4-butanediol, 1,3-butanediol, 1,2-butanediol, and 2,3-butanediol are significantly higher as compared with the corresponding n-alcohols and n-alkanes (Fig. 5B) (McGillen et al., 2021).

335 However, in the aqueous phase, the formation of this H-bonded complex is suppressed, most likely due to the H-bonds between the water molecules and the -OH moieties of AAs (Monod et al., 2005). The suppression of the formation of the H-bonded complex between OH and -OH moieties explains the lack of the activating effects of one or two -OH moieties in the aqueous phase: the values of $k_{OH_{aq}}$ are the same for C₁-C₇ n-alkanes, n-alcohols, and α,ω -diols (Fig. 5A). At the same time, the assumption that in the aqueous phase, n-alcohols, and α,ω -diols react via the same mechanism as n-alkanes (direct abstraction of aliphatic H-atoms by the OH) (Monod et al., 2005), does not explain the curvatures observed in Figs. 4A and B.

340 In the aqueous solutions, it was proposed that abstraction of aliphatic H-atoms by the OH proceeds via a highly polarized (and possibly ionized) TS, which is stabilized by water molecules via polar interactions or the formation of H-bonds (Mitroka et al., 2010). However, the electronegative moieties (here -OH) compete for electron density with OH, thereby lowering the stabilization of this polar TS by the water molecules. For the lower-MW AAs (and ethers) this effect is largely offset by the resonance stabilization of the TS (Mitroka et al., 2010), which likely becomes less important for the longer-chain molecules. These assumptions would explain the lower $k_{OH_{aq}}$ measured for the C₅-C₁₀ n-alcohols and α,ω -diols (curving of the plot in Fig. 5A), as compared with the corresponding n-alkanes.

345 The new kinetic data acquired in this work (Table 1) also indicates that the curving observed in the aqueous phase (Fig. 5A) is somewhat suppressed at higher temperatures for n-alcohols and especially for α,ω -diols (Fig. S6); naturally, diols can form a higher number of H-bonds with water than n-alcohols. Consequently, it is reasonable to assume that hydrophobic interactions (HI) can contribute to this phenomenon, including the formation of hydration spheres around the alkyl chains (Otto and Engberts, 2003). The H-atom transfer from organic reactants to OH is largely influenced by the number of water molecules (and the strength of H-bonds between them) in the first hydration shell (Yamabe and Yamazaki, 2018; Kroflić et al., 2020). At the same time, the stability of H-bonds between the water molecules in the hydration shell is decreased at higher temperatures (Ross and Rekharsky, 1996; Otto and Engberts, 2003; Chandler, 2005). For the longer chain AAs, with larger hydration shells, weakening of the H-bonds between the water molecules, and between water and -OH moieties (at T>298K) may render the aliphatic H-atoms more susceptible to abstraction by the OH. Naturally, in water, n-alkanes are also surrounded by H-bonded hydration layers, but the presence of -OH moieties can alter the hydration shells for the entire molecules (here AAs), which can explain the differences in the $k_{OH_{aq}}$ values for the C₆-C₁₀ n-alkanes, n-alcohols, and α,ω -diols (Otto and Engberts, 2003) – Fig. 5C.

350

355

360

Furthermore, when the $k_{OH_{aq}}$ and of $k_{OH_{gas}}$ values are compared directly, for the $>C_5$ molecules, n-alkanes undergo faster oxidation in water as compared with n-alcohols, whereas the opposite trend is observed in the gas phase for all C_1 - C_{10} homologs (Fig. 5C). In both gas and aqueous phases, OH most likely reacts with n-alkanes via the direct H-atom abstraction (Monod et al., 2005). In water, the resulting (highly polar) TS is stabilized by the solvent, which contributes to the higher k_{OH} values for n-alkanes (Fig. 5C). However, for n-alcohols (Fig. 5C), the formation of the less energetically favorable TS (no H-bonded complex) in water most likely contributes to the observed decrease in the k_{OH} values for the C_4 - C_{10} molecules. Also, for the lower-MW n-alcohols, the formation of the less energetically favorable TS in water may be partially offset by its resonance stabilization. Moreover, HIs can also contribute to the observed decrease in the k_{OH} values for AAs in the aqueous phase, as compared with the gas phase (Fig. 5C).

The conclusions presented in this section indicate that, in the case of aliphatic, oxygenated molecules, the rates of R(I) in water may be largely influenced by the solvent effects: HIs and H-bonds formation. More often than not, such solvent effects will offset the “direct” activating effects of the oxygenated moieties, especially for the longer-chain molecules. However, further studies, likely involving computational methods, are needed to provide more quantitative conclusions.

The temperature-dependent values of $k_{OH_{aq}}$ measured in this work were used to derive activation parameters for the AAs under investigation (Table 2).

Table 2. The values of activation parameters obtained in this work for the reaction of OH with AAs

Compound	$A \times 10^{11}$ ($M^{-1}s^{-1}$)	E_A (kJ/mol)	ΔH^\ddagger (kJ/mol)	ΔS^\ddagger (J/mol×K)	ΔG^\ddagger (kJ/mol)	R^{2a}
Ethanol	0.4±0.05	7.1±0.3	4.6±0.3	-(51.2±1.1)	19.9±0.5	0.984
1-Propanol	0.8±0.1	8.5±0.4	6.0±0.4	-(44.7±1.2)	19.3±0.5	0.989
2-Butanol	1.9±0.3	10.6±0.3	8.1±0.3	-(37.5±1.1)	19.3±0.5	0.994
1-Butanol	2.5±0.3	10.7±0.3	8.3±0.3	-(34.9±0.9)	18.7±0.4	0.995
1-Pentanol	6.2±1.3	12.1±0.5	9.7±0.5	-(27.4±1.8)	17.8±0.7	0.989
1-Hexanol	8.2±2.6	12.6±0.8	10.1±0.8	-(25.2±2.6)	17.6±1.1	0.978
1-Heptanol	14.4±6.1	13.9±1.1	11.4±1.1	-(20.5±3.5)	17.5±1.5	0.966
1-Octanol	26.6±1.3	14.1±2.0	11.6±2	-(19.4±6.8)	17.4±2.8	0.944
1-Nonanol	26.6±2.1	15.1±1.2	12.6±3.2	-(15.4±7.2)	17.2±1.6	0.968
1-Decanol	32.8±2.6	15.6±2.6	13.1±2.6	-(13.6±2.6)	17.2±2.6	0.987
3-ethyl-3-pentanol	6.4±2.1	13.8±0.8	11.3±0.8	-(27.2±2.7)	19.4±1.2	0.979
1,2-Ethanediol	0.4±0.1	7.8±0.7	5.3±0.7	-(49.6±2.4)	20.1±1.0	0.951
1,2-Propanediol	0.5±0.1	8.2±0.6	5.7±0.6	-(48.6±2.2)	20.2±0.9	0.964
1,2-Butanediol	0.9±0.2	8.8±0.7	6.3±0.7	-(43.9±2.3)	19.4±1.0	0.966

Sformatowano: Angielski (Stany Zjednoczone)

Sformatowano: Angielski (Stany Zjednoczone)

Sformatowano

Sformatowano

Sformatowano

Sformatowano

Sformatowano

Sformatowano

Sformatowano

Sformatowano

Sformatowano

Sformatowano

Sformatowano

Sformatowano

Sformatowano

Sformatowano

Sformatowano

Sformatowano

Sformatowano

Sformatowano

Sformatowano

Sformatowano

Sformatowano

Sformatowano

Sformatowano

Sformatowano

Sformatowano

Sformatowano

Sformatowano

Sformatowano

Sformatowano

Sformatowano

Sformatowano

Sformatowano

Sformatowano

Sformatowano

Sformatowano

Sformatowano

Sformatowano

Sformatowano

Sformatowano

1,6-Hexanediol	4.9±1.6	11.3±0.8	8.8±0.8	-(29.5±2.8)	17.6±1.2	0.968
1,7-Heptanediol	7.8±2.8	12.2±0.9	9.7±0.9	-(25.5±3.0)	17.4±1.3	0.969
1,8-Octanediol	31.8±4.5	15.6±1.1	13.2±1.1	-(13.9±3.8)	17.3±1.6	0.969
1,9-Nonanediol	14.8±2.5	13.5±0.4	11.0±0.4	-(20.2±1.4)	17.0±0.6	0.994
1,10-Decanediol	26.2±7.6	14.8±0.7	12.3±0.7	-(15.5±2.4)	16.9±1.0	0.986
Cyclohexanol	15.2±6.0	14.8±1.2	12.3±1.2	-(20.0±3.8)	18.3±1.6	0.965
<i>trans</i> -1,2-Cyclohexanediol	5.1±2.0	12.7±1.0	10.2±1.0	-(29.1±3.2)	18.9±1.4	0.966
<i>exo</i> -Norborneol	6.9±2.0	14.5±1.4	12.0±1.4	-(26.6±4.8)	19.9±2.0	0.943
<i>cis</i> -2-Methylcyclohexanol	18.4±5.1	14.5±1.4	12.1±1.4	-(18.4±4.1)	17.5±1.7	0.959
(+)-Fenchol	21.6±7.9	16.3±0.9	13.8±0.9	-(17.1±3.0)	18.9±1.3	0.982
(+)-Borneol	12.4±3.5	14.5±1.1	12.1±1.1	-(21.7±3.6)	18.5±1.5	0.967
(-)-Menthol	37.4±4.8	16.9±1.0	14.4±1.0	-(12.5±3.3)	18.1±1.4	0.980
(±)- <i>exo,exo</i> -2,3-Camphanediol	17.2±5.1	14.9±1.0	12.4±1.0	-(19.0±3.4)	18.1±1.4	0.972
(1S,2S,3R,5S)-(+)-Pinanediol	43.4±10.1	17.3±1.3	14.8±1.3	-(11.3±4.2)	18.2±1.8	0.966

^aSquared coefficients of determination for the obtained Arrhenius plots

The values of E_a obtained in this work for all AAs are much higher (Table 2) than the values for the same reactions in the gas phase, which also indicates a different, higher-energy TS in the aqueous phase (Mellouki et al., 2003; Monod et al., 2005). In the homolog series of *n*-alcohols and α,ω -diols, the values of E_a increased following the increase in the length of the carbon backbone (Table 2 (Fig. 6A and E)), before reaching the average value of approx. 15 (kJ \times mol⁻¹), which is likely due. Similar E_a values were obtained for the nine cyclic AAs under investigation (Table 2). In addition to HIs (already discussed in this section), an increasing diffusion contribution for higher-MW AAs (Table S3) can also contribute to the higher E_a values for the longer-chain AAs (Schöne et al., 2014; Sarang et al., 2021). In solution, the rate of reaction is diffusion-limited if every encounter between reactants (here AAs and OH) leads to a reaction (Sarang et al., 2021). Consequently, the E_a for the aqueous reactions with a high diffusion contribution is approx. 15 (kJ \times mol⁻¹) (Ervens et al., 2003). Consequently, the E_a for the aqueous reactions with a high diffusion contribution is expected to approach 15 (kJ \times mol⁻¹), likely due to the temperature-dependence of the viscosity of water, which also follows the Arrhenius relationship (Ervens et al., 2003). For all AAs under investigation, positive ΔH^\ddagger values, between 4 and 15 (kJ/mol) were obtained. In the homolog series of *n*-alcohols and α,ω -diols, the values of ΔH^\ddagger (Fig. 6B and F) follow the incremental increase of the E_a values (eq. S1); a similar increase in the values of ΔS^\ddagger was observed (Fig 6C and G). For the majority of C₁-C₁₀ AAs, the literature (preferred) values of activation parameters also follow the general trends observed in this work, with the largest discrepancies observed for C₂-C₄ *n*-alcohols (Fig. 6A-C) and 1,2-ethanediol (Fig. 6G-H). For 1-butanol the recommended values of activation parameters (Figs. 6A-D) are based on a single study and the values derived in this work are closer to the data obtained by (Herrmann, 2003). For AAs under investigation,

Sformatowano: Angielski (Stany Zjednoczone)

Sformatowano: Wyjustowany

Sformatowano: Angielski (Stany Zjednoczone)

Sformatowano: Wyjustowany

Sformatowano: Angielski (Stany Zjednoczone)

Sformatowano: Wyjustowany

Sformatowano: Angielski (Stany Zjednoczone)

Sformatowano: Wyjustowany

Sformatowano: Angielski (Stany Zjednoczone)

Sformatowano: Wyjustowany

Sformatowano: Wyjustowany

Sformatowano: Wyjustowany

Sformatowano: Wyjustowany

Sformatowano: Wyjustowany

Sformatowano: Wyjustowany

Sformatowano: Wyjustowany

Sformatowano: Wyjustowany

Sformatowano: Wyjustowany

Sformatowano: Wyjustowany

Sformatowano: Wyjustowany

Sformatowano: Kolor czcionki: Czarny

Sformatowano: Nie Indeks górny/ Indeks dolny

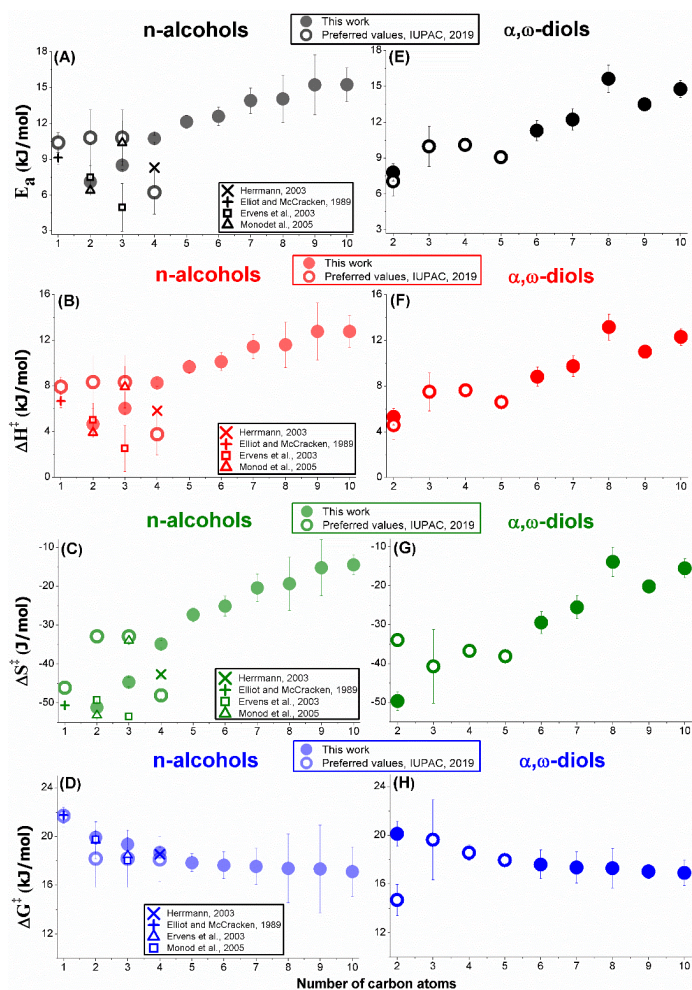


Figure 6: The values of activation parameters (derived in this work and literature values) for the homolog series of C_1 - C_{10} , linear n-alcohols, and α,ω -diols. The literature data shown are based on the preferred values (IUPAC, 2019); no recommendations currently are available for methanediol (formaldehyde hydrate).

More experimental data are needed to provide a better estimate of the values of activation parameters for 1-butanol; analysis of the data available for 1,2-ethanediol (Fig.6G-H) leads to a similar conclusion (Hoffmann et al., 2009).

Sformatowano: Angielski (Stany Zjednoczone)

Negative values of ΔS^\ddagger increased with the increasing length of the carbon backbone; negative ΔS^\ddagger values were obtained for all AAs under investigation (Table 2). Higher (less negative) values of ΔS^\ddagger were obtained for the higher-MW AAs (including also cyclic AAs – Table 2), corresponding to a smaller decrease in disorder following R(I). Such a result may be associated with a release of water molecules from the hydrophobic surfaces (here alkyl chains) (Kroflič et al., 2020). As previously concluded, for some phenols, this phenomenon led to positive (or close to zero) values of ΔS^\ddagger , even though the formation of a new bond between the reactants leads to a decrease in the disorder (Kroflič et al., 2020). The increase in the values of ΔS^\ddagger for the higher-MW AAs (with longer hydrophobic alkyl chains) also supports the assumption that the HIs influence the mechanism of R(I). The ΔG^\ddagger values obtained were all in (this work and literature data) are very similar (within the uncertainties reported - Fig. 6D and H) since the values of ΔH^\ddagger and ΔS^\ddagger underwent similar, incremental increases for all AAs under investigation (eq. SIII). Similar values of ΔG^\ddagger indicate the same order, indicating the same transition state TS and reaction mechanism (Ervens et al., 2003). The average ΔG^\ddagger of approx. 20.18 ± 2 kJ/mol obtained herein this work (Table 2) is very similar close to the previously reported values, for the reaction of OH with aliphatic, the oxygenated, aliphatic molecules (Ervens et al., 2003; Hoffmann et al., 2009; Otto et al., 2018; Schaefer et al., 2020; Witkowski et al., 2021). Consequently For all AAs under investigation, positive ΔH^\ddagger values, between 4 and 15 (kJ/mol) were obtained.^{S1-S3} Therefore, the values of activation parameters obtained in this work confirm a predominance of the H-atom abstraction mechanism (Ervens et al., 2003; Otto et al., 2018; Schaefer et al., 2020; Witkowski et al., 2021).

AAs with -OH moieties separated by more than one carbon atom were characterized by a noticeably higher OH reactivity as compared with the vicinal poly(alcohol)s – Fig. 6 (Hoffmann et al., 2009).

Sformatowano: Indeks górny

Sformatowano: Nie Indeks górny/ Indeks dolny

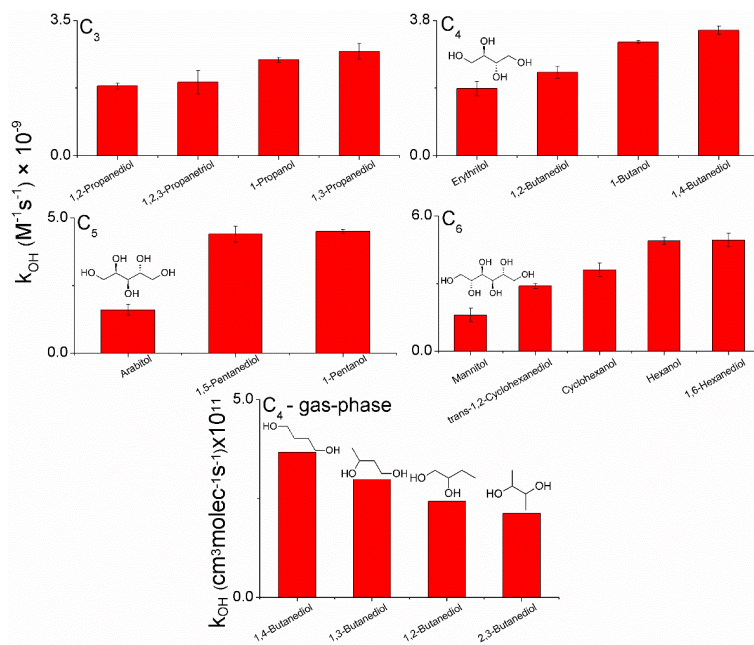


Figure 6: Measured k_{OH} values (this work and literature data) for the selected mono and poly(alkohols).

As previously reported, the $-OH$ moieties in 1,2-diols More patterns can be recognized by examining the k_{OH} values for the linear, cyclic, and poly(alkohols) in both gas and aqueous phases. Some diols and poly(alkohols) with $-OH$ moieties separated by more than one carbon atom exhibit noticeably higher values of $k_{OH_{aq}}$ as compared with their vicinal analogs; this trend can be observed for the C₃-C₆ AAs (Fig. 7A-D) (Hoffmann et al., 2009; IUPAC, 2019). The preferred $k_{OH_{aq}}$ values for 1-propanol (Fig. 7A), 1-butanol (Fig. 7B), and 1-pentanol (Fig. 7C) also follow this general trend. At the same time, results are somewhat inconclusive when the preferred k_{OH} values for 1-hexanol and 1,6-hexanediol are considered, due to their relatively high uncertainties (Fig. 7D). In the gas phase, the $k_{OH_{gas}}$ for the vicinal butanediols are lower as compared with the 1,4-butanediol, but this conclusion is again somewhat implied by the statistical data (Fig. 7E). Generally, an insufficient number of the $k_{OH_{gas}}$ are available for diols to present more definitive conclusions (McGillen et al., 2021).

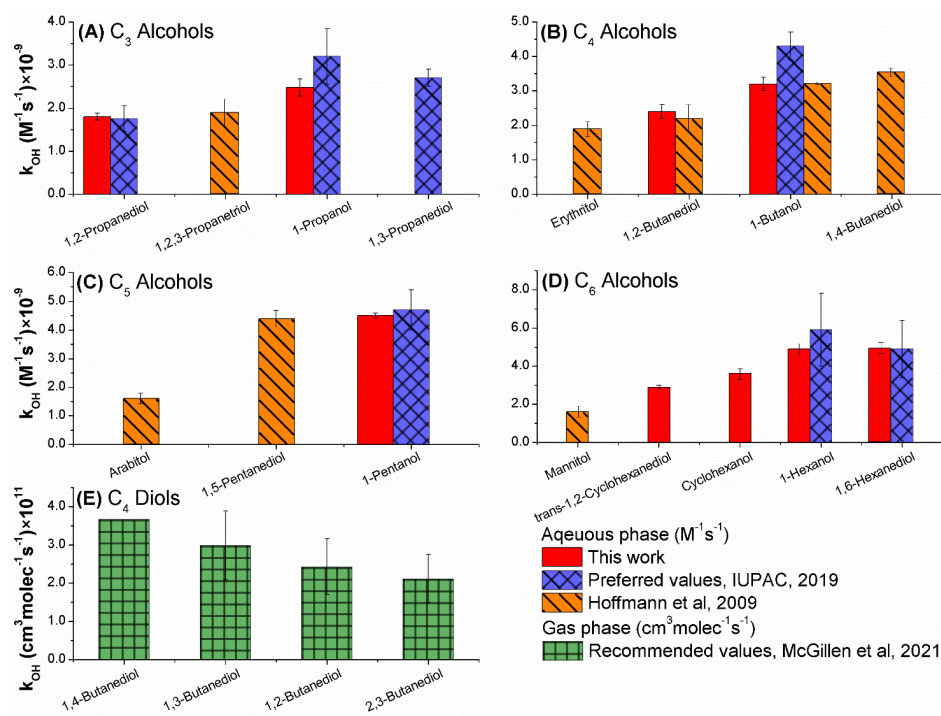


Figure 7: Measured k_{OH} values (this work and literature data) for the selected mono and poly(alcohols). When available, the preferred (recommended) values are shown (IUPAC, 2019; M. R. McGillen, 2021). For the three sugar alcohols (erythritol, arabitol, mannitol), the data reported by (Hoffmann et al., 2009) are presented.

Under the assumption that the trends illustrated in Fig. 7, are not related directly to the solvent effects (hence are also observed in the gas phase - Fig. 7E), the lower k_{OH} values for the vicinal poly(alcohols) and diols may be rationalized by considering their structural features. In 1,2-diols the -OH moieties most likely interact via polarization and electrostatic effects, rather than forming intramolecular hydrogen bonds (Klein, 2003; Das et al., 2015). Such interactions may affect the mesomeric donor effect of -OH (Monod and Doussin, 2008), thereby resulting in the observed decrease in the measured $k_{OH_{aq}}$ values for the vicinal poly(alcohols). A limited number of $k_{OH_{gas}}$ values available in the literature for poly(alcohols) (Fig. 6) also supports this hypothesis (McGillen et al., 2020).

The experimental data acquired in this work, and the literature data (Buxton et al., 1988; McGillen et al., 2020; M. R. McGillen, 2021), revealed noticeably lower $k_{OH_{aq}}$ values for reaction with the cyclic alcohols and hydrocarbons as compared with their linear analogs (Fig. 7).

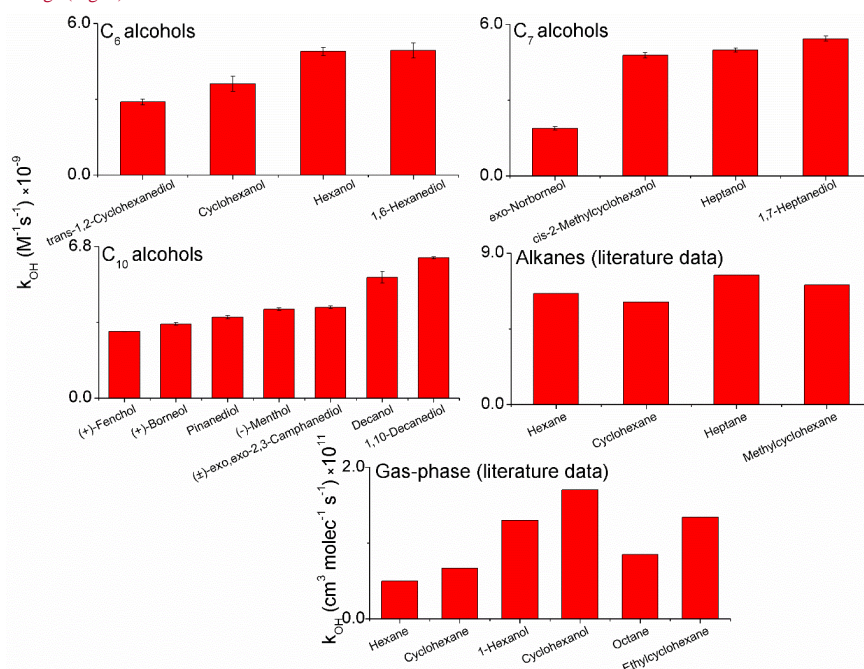


Figure 7: k_{OH} values measured for cyclic (C_6) and linear alcohols in the gas and aqueous phases.

At the same time, the opposite trend is observed in the gas phase (Fig. 7) for the C_6 - C_8 alcohols and alkanes (Atkinson, 1986b, 1987). This may be caused by the different mobility, also revealed noticeably lower $k_{OH_{aq}}$ values for some cyclic AAs and hydrocarbons as compared with their linear analogs (Fig. 8A-C). This trend is especially noticeable for exo-norborneol, which possesses a bridged cyclohexane ring, (effectively two fused C_5 rings). Note however that the preferred $k_{OH_{aq}}$ values for C_6 and C_7 linear AAs and diols, are the same as compared with their cyclic analogs, within the reported uncertainties (IUPAC, 2019).

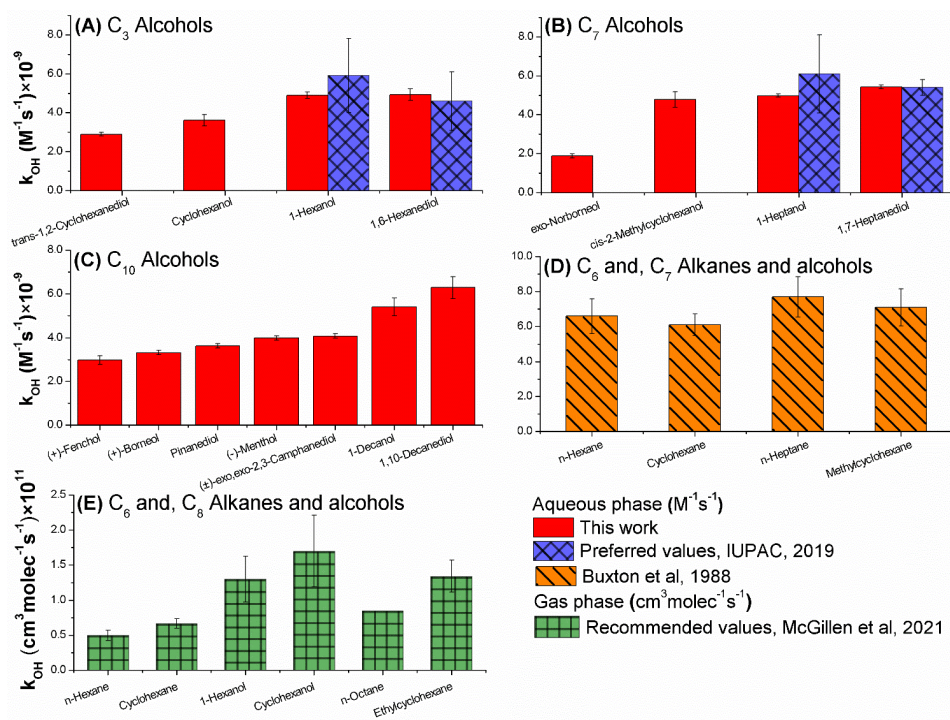


Figure 8: k_{OH} values at 298K for the cyclic and linear alcohols and diols in the aqueous (A-C) and gas (D, E) phases. When available, the preferred (recommended) values are shown (IUPAC, 2019; M. R. McGillen, 2021). For the sugar alcohols, the data reported by (Hoffmann et al., 2009) presented. For 1-hexanol and 1,6-hexanediol (A, B) both the preferred values and (IUPAC, 2019), the data acquired in this work is included.

For alkanes, the $k_{OH_{aq}}$ are the same (within the uncertainties reported) for both cyclic and linear molecules (Fig. 8D). Furthermore, the $k_{OH_{gas}}$ values are the same for the n-hexane and cyclohexane (and also for the corresponding alcohols), within the uncertainties reported (Fig. 8E). Also, no uncertainty has been reported for the $k_{OH_{gas}}$ value for n-octane; for this reason, it is not possible to evaluate whether or not the $k_{OH_{gas}}$ value for n-octane differs significantly from ethylcyclohexane (Fig. 8E).

The lower $k_{OH_{aq}}$ values for some cyclic AAs may be caused by the different mobilities of the linear and cyclic reactants inside the water cage, resulting in a different intramolecular selectivity of OH (Kopinke and Georgi, 2017). However, more experimental data are needed to provide more insights into the reactivities of the aliphatic WSOCs, oxygenated molecules

containing ~~strained and non-strained~~ aliphatic rings ~~towards OH~~; for instance, the $k_{OH_{aq}}$ values measured ~~herein this work~~ for *cis*-2-methylcyclohexanol ~~does not follow this general trend, 1-heptanol and 1,7-heptane diol are the same; the preferred $k_{OH_{aq}}$ values for the C₇ AAs also support this conclusion~~ (Fig. 78B).

3.2 Structure-activity relationship

The $k_{OH_{aq}}$ values measured in this work at 298K, and the literature data (section 2.5), were used to optimize F and G factors only for CH₂ and -OH moieties (Model 1) or substituent factors for CH₃, CH₂, CH, and -OH, moieties, C₄-C₆ rings and the base (partial) rate coefficients (Model 2) – Table 3. Model 2 also included a new substituent factor for molecules with straight-chain carbon backbones - F \geq (CH₂)₆ - ~~see also~~ Fig. 1.

Table 3. SAR (Model 2) substituent factors and base rate coefficients

Group	Substituent factors		Ref.
	F	G	
CH ₃	1.40	1.16	This work
CH ₂	1.34	1.00	This work
CH	1.03	1.05	This work
\geq (CH ₂) ₆	0.76		This work
C	1.00	1.00	(Monod and Doussin, 2008)
OH	1.97	0.56	This work
C ₆	0.65		This work
C ₅	0.61		This work
C ₄	1.34		This work
FC=O	0.20	0.90	(Doussin and Monod, 2013)
COOH	0.16	0.59	(Witkowski et al., 2021) (Witkowski et al., 2021)
COO-	0.54	0.64	(Witkowski et al., 2021) (Witkowski et al., 2021)
Base (partial) rate coefficients, (k_{OH}) at 298K$\times 10^{-8}$			
k_{CH_3}	4.06		
k_{CH_2}	6.17		This work
k_{CH}	4.40		
k_{OH}	1.54		
Temperature-dependence of the base rate coefficients			
$C \times 10^{-3}, (M^{-1}s^{-1})$		$D \times 10^{-2}, (K)$	

k _{CH3}	5.50	0.55	
k _{CH2}	197.9	9.98	This work
k _{CH}	5.04	0.05	
k _{OH}	1.74	0.01	

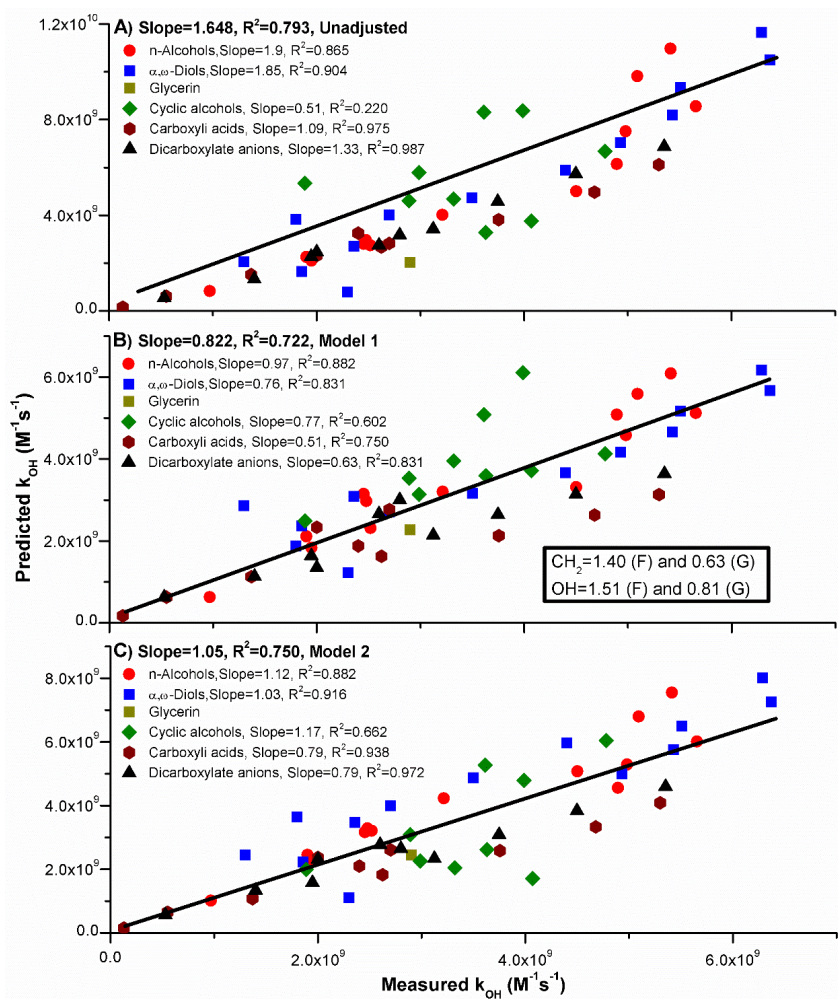
The unadjusted SAR included the neighboring parameters and partial rate coefficients originally derived by (Monod and Doussin, 2008; Doussin and Monod, 2013), and F and G factors for carboxylic acids and carboxylate ions recently updated by our group (Witkowski et al., 2021);(Witkowski et al., 2021). Note also that *cis*-pinonic acid was the only carbonyl compound in the kinetic dataset used to optimize SAR parameters (1) in this work to optimize SAR parameters (Witkowski, 2023). As demonstrated in our previous study, hydration (formation of gem-diol) of *cis*-pinonic acid is negligible (Witkowski et al., 2021);(Witkowski et al., 2021).

In Table 3, the F and G values >1 indicate activation whereas values <1 correspond to the deactivating effect of a given group (Kwok and Atkinson, 1995). Furthermore, the values of F and G factors are often rationalized via the field and resonance effects, which are expressed by the values of (*R*, resonance) and (*F*, field) parameters defined by (Swain and Lupton, 1968). The resonance effects primarily affect the α -position whereas the field effects are mostly associated with the β -positions (Monod and Doussin, 2008). In Table 4, the negative values correspond to the electron-donating group (activating effect) whereas positive values indicate deactivation (electron withdrawing). Consequently, alkyl substituents should exhibit activating effects in both α and β -position following their negative values of F and R parameters, whereas α -activation and β -deactivation are expected for -OH (Table 4).

Table 4. Selected resonance (R) and field (F) factors; negative values correspond to activating effects and positive values indicate deactivation

Group	Resonance effects (R, α -position)	Field effects (F, β -position)
-OH	-1.89	0.46
CH ₃	-0.41	-0.1
CH ₃ CH ₂	-0.44	-0.2

In Model 1, the F and G factors of 1.40 (F), 0.63 (G) for -CH₂, and 1.51 (F) and 0.81(G) for -OH were obtained, what only resulted in a moderate improvement of the SAR accuracy (Fig. 8B9B), even though a majority of model compounds (Table 1) possessed both of these moieties, which should result in a reliable model fit (Peduzzi et al., 1996).



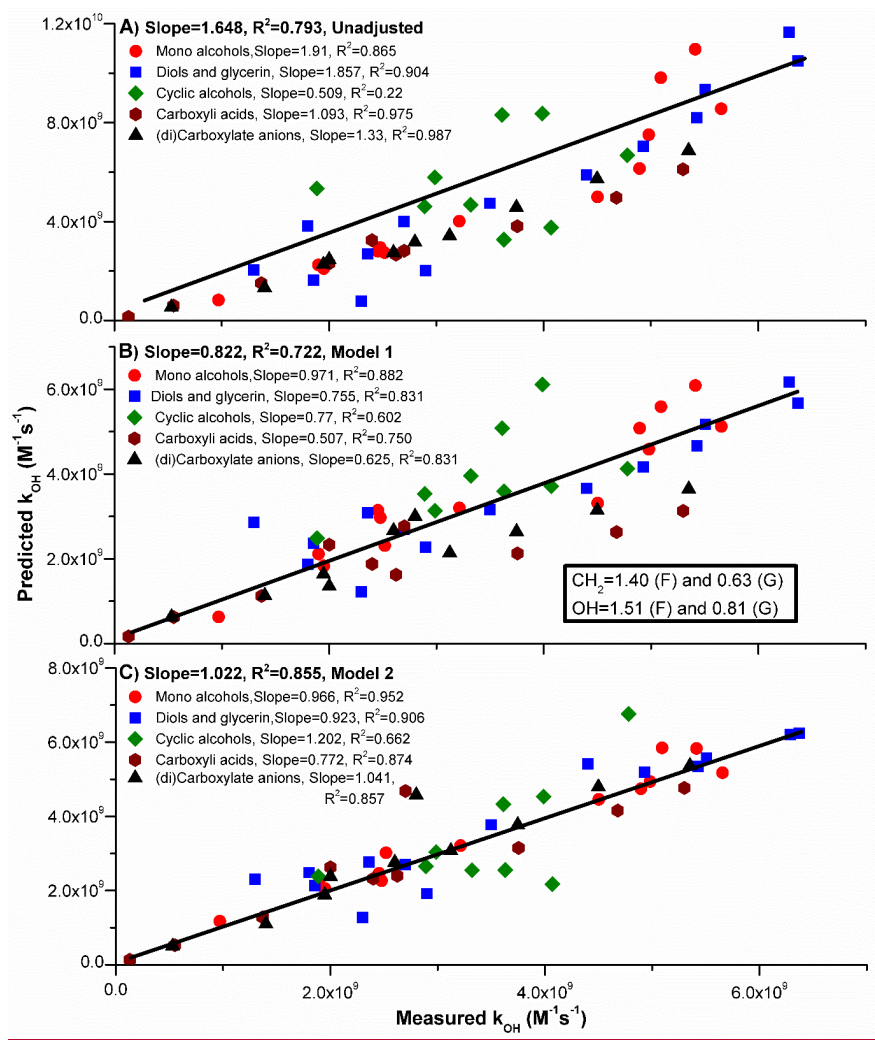


Figure 89: Accuracies of unadjusted (A), and adjusted (B, model Model 1) and (C, model Model 2) SARs for alcohols and carboxylic acids at 298K.

505 The values obtained for -OH (Model 1) are similar to the previously reported values (Monod and Doussin, 2008). but the strong β -deactivating effect of CH₂ (Fig. 8B9B) is difficult to explain, especially taking into account rationalize in the context of the field and resonance effects for alkyl substituents (Table 4). Such behavior of Model 1 most likely reflects the trends in OH reactivities observed for the homolog series of linear alcohols and diols in the aqueous phase (Figs. 4 and 5).

By only adjusting the F and G factors for -OH and CH₂, it was impossible to further improve the performance of the model SAR. Moreover, the accuracy of Model 1 was higher for AAs but significantly lower for carboxylic acids and carboxylate ions (Fig. 8B9B). In an attempt to further improve the model, all substituent factors and partial rate coefficients were adjusted. The resulting SAR parameters showed very little correlation with the factors proposed by Swain and Lupton (results not shown). 510 At the same time, only a minor improvement in the SAR performance was achieved, but the obtained G-parameter values for the CH₂ group were always <1.

The original SAR developed by Monod and Doussin was based on the values of $k_{OH_{aq}}$ measured primarily for the lower-MW molecules, which is reflected by the large positive bias of the unadjusted model (slope=1.648, Fig. 8A9A), especially for the longer-chain AAs (Monod and Doussin, 2008; Doussin and Monod, 2013). Consequently, using this methodology, which was originally developed for predicting the values of $k_{OH_{gas}}$, an adequate representation of the aqueous OH reactivity of higher-MW molecules in the aqueous phase is very challenging—difficult. 515

For this reason, it was concluded that there is a need for an additional parametrization of the observed reactivity of the WSOCs with larger carbon backbones (Fig. 5). Therefore, a new F factor, reflecting the reactivities of the longer chain molecules, was introduced (Table 3)—see also Fig. 1. In Model 2, the partial k_{OH} of every CH₂ moiety is additionally adjusted for the C₆ and longer-chain precursors, which resulted in a noticeably higher accuracy of SAR (Fig. 8C9C). Following this adjustment, the versatility, and accuracy of Model 2 were noticeably improved, resulting in the better performance of the model for alcohols, diols and carboxylic acids and carboxylate anions (Fig. 8C9C). Accuracy of SAR (Model 2) was lowest for cyclic alcohols (Fig. 8B), even though almost all predicted $k_{OH_{eff}}$ values agreed, within the factor of 2, with the experimental data (9B). The F-factors <1 obtained for the C₅ and C₆-rings reflects reflect the lower OH reactivities observed in this work for the cyclic AAs (Fig. 78). 520

In Model 2, the adjusted values of the neighboring parameters and partial rate coefficients for the alkyl groups (CH₃, CH₂, and CH) – Table 3 – are all in good agreement with the previously reported data (Monod and Doussin, 2008). Furthermore, the substituent factors derived for -OH are also in very good agreement with the literature data and correlate well with the resonance and field effects of the hydroxyl moiety (Table 4). The value of the partial rate coefficient for the abstraction of H-atom from the -OH was approx. three times lower than the rates obtained for the CH_n groups (Table 2), thereby confirming that a direct abstraction of H-atom from -OH is a minor reaction pathway (Atkinson, 1986a, 1986b; Kwok and Atkinson, 1995; Monod and Doussin, 2008). 530

The optimized SAR (Model 2) was used to obtain the values of C and D factors, (eq. IV and V), which allows for predicting the temperature-dependent $k_{OH_{aq}}$ values for AAs and carboxylic acids (eq. IV and V); similar performances of the model were obtained for all temperatures (Table S6 induced in the model training set (Fig. 10)).

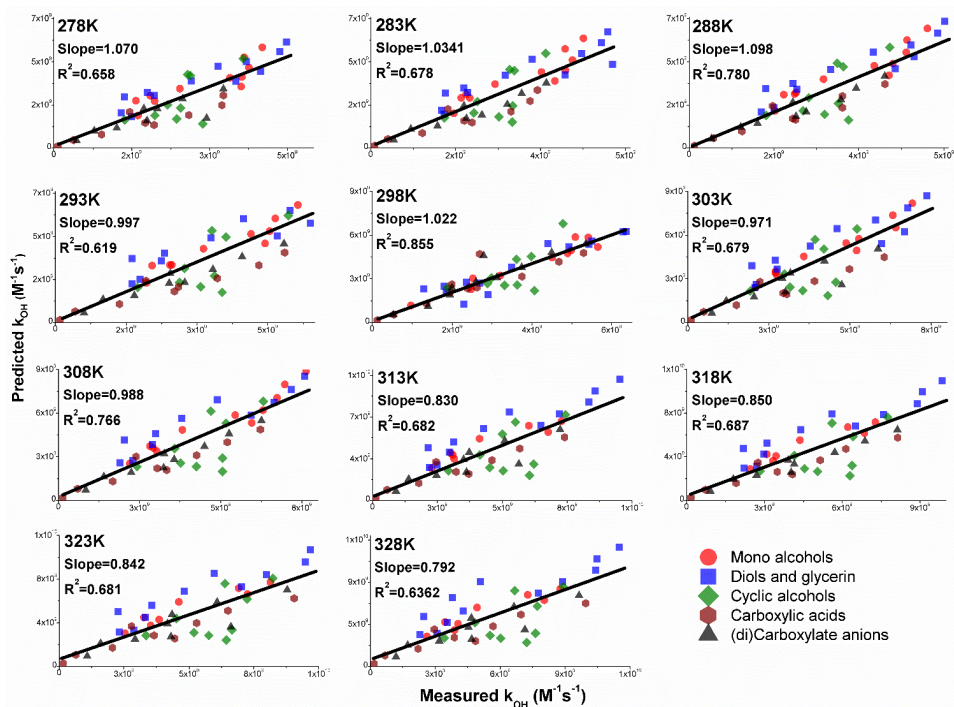


Figure 10: Accuracies of Model 2 for alcohols and carboxylic acids in the temperature range between 278 and 328K. If for a given temperature, the measured value of $k_{OH_{aq}}$ was not available at a given temperature, it was derived using the reported (or measured in this work) values of E_a and A – see also Appendix 1.

The overall performance of Model 2 was similar, for alcohols and carboxylic acids under investigation, in the temperature range between 278-328 K; the best performance was obtained for 298K, likely because the values of neighboring parameters were optimized using the values of $k_{OH_{aq}}$ measured at this temperature (section 2.5 and eq. III). The values of squared coefficients of determination (R^2) and slopes obtained from the linear regression analysis for different groups of compounds (Fig. 10) are presented in Fig. 11 – these data are listed in Table S9.

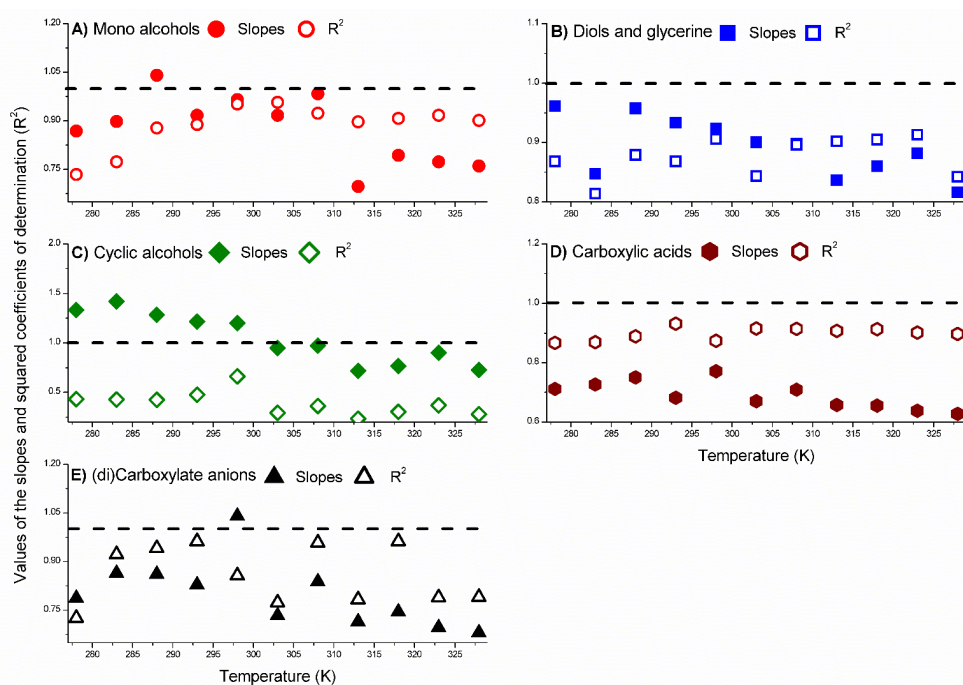


Figure 11: The values of slopes and squared coefficients of determination (R^2) obtained from the linear regression analysis of the performance of Model 2 for mono alcohols (A), diols and glycerine (B), cyclic alcohols (C), carboxylic acids (D) and carboxylate anions (E) in the temperature range between 278-328K. The dotted horizontal lines represent an ideal model: slope and $R^2=1$.

The accuracy of Model 2 in the studied temperature range was satisfactory for AAs, diols, carboxylic acids, and carboxylate anions. The model showed a slight negative bias at temperatures >308 K for mono alcohols (Fig.11A), diols, and glycerine (Fig.11B). Furthermore, the correlation between the measured and predicted $k_{OH_{aq}}$ values was lower for both higher and lower temperatures. This may be due to the non-linear effects of the temperature on the $k_{OH_{aq}}$ values observed for the n-alcohols and α,ω -diols (section 3.1). Similar performance of Model 2 was also obtained for carboxylic acids (Fig.11D) and carboxylate anions (Fig.11E) and, the model performance was unsatisfactory for the cyclic AAs investigated in this work (Fig.11C).

However, it is important to note that in the entire temperature range investigated in this work, the vast majority of $k_{OH_{aq}}$ values for cyclic alcohols were predicted within a factor of 2.

4 Atmospheric implications

4.1 Lifetimes of terpenoid alcohols

The lifetimes for the five TAs investigated in this work were estimated with eq. ~~VII~~ (Sarang et al., 2021).

$$\tau = \frac{1}{\left(\frac{k_{OH_{gas}}}{H_{OH}^{cc}} + k_{OH_{aq}} H_{AA}^{cc} \omega\right) [OH]_{aq}} \quad (\text{VII})$$

In eq. ~~VII~~, τ is the combined lifetime in the gas and the aqueous phase due to the reaction with the OH. Therefore, this approach considers both gas and aqueous oxidation of AAs by the OH and their relative importance, depending on Henry's law equilibria and LWC in a given air mass (Sarang et al., 2021).

In eq. ~~VII~~, $k_{OH_{gas}}$, and $k_{OH_{aq}}$ are the bimolecular reaction rate coefficients for the reaction of a given AA in the gas and aqueous phase with the OH ($M^{-1}s^{-1}$) at 298K respectively. H_{OH}^{cc} and H_{AA}^{cc} are the dimensionless Henry's law constants for the OH (H_{OH}^{cc}) and for the given AA (H_{AA}^{cc}) (Sander, 2015), ω is the liquid water content (LWC, m^3/m^3), $[OH]_{aq}$ is the aqueous concentration of OH (M). In eq. VI, the gas-phase OH concentration is connected with $[OH]_{aq}$ via Henry's equilibrium, assuming that there are no additional sources of OH; the average reported $H_{OH}^{cc} = 764$ was used (Sander, 2015).

Table 5. Data used to estimate the atmospheric lifetimes of the five terpenoid alcohols due to reaction with the OH at 298K

Name	$k_{OH_{aq}} \times 10^{-9}$ ($M^{-1}s^{-1}$) ^a	$k_{OH_g} \times 10^{11}$ ($cm^3 molec^{-1}s^{-1}$)	Ref.	H^{cc}	Ref.
Fenchol	2.99	2.49	(McGillen et al., 2020; McGillen et al., 2021)	5.0×10^3	(Fichan et al., 1999)
Borneol	3.32	2.65		5.08×10^3	(Sander, 2015)
Menthol	3.99	1.48		1.20×10^3	(Sander, 2015)
Camphanediol	4.07	2.78	(Atkinson, 1986b; 1986a;	$4.46 \times 10^8 \cdot 1.0 \times 10^5$	
Pinanediol	3.63	2.12	Kwok and Atkinson, 1995)	$6.75 \times 10^8 \cdot 1.0 \times 10^5$	(EPISuite4.11)

^a $k_{OH_{aq}}$ values measured in his work

The $k_{OH_{aq}}$ values measured in this work were used to calculate the τ for the five TAs. For pinanediol, the $k_{OH_{gas}}$ value was predicted with SAR due to a lack of measured values. Likewise, when possible, the experimentally measured $k_{OH_{gas}}$ and H_{AA}^{cc}

Sformatowana tabela

Sformatowano: Wyrównany do środka

Sformatowano: Wyrównany do środka

Sformatowano: Wyrównany do środka

Sformatowano: Wyrównany do środka

Sformatowano: Wyrównany do środka

Sformatowano: Czcionka: +Tekst podstawowy (Times New Roman), 10 pkt

Sformatowano: Czcionka: +Tekst podstawowy (Times New Roman)

Sformatowano: Czcionka: 10 pkt

Sformatowano: Czcionka: +Tekst podstawowy (Times New Roman), 10 pkt

Sformatowano: Czcionka: +Tekst podstawowy (Times New Roman)

Sformatowano: Czcionka: +Tekst podstawowy (Times New Roman)

Sformatowano: Czcionka: +Tekst podstawowy (Times New Roman)

Sformatowano: Czcionka: +Tekst podstawowy (Times New Roman)

580 values were used; otherwise, the values listed were estimated with structure-activity relationship (SAR) (Atkinson, 1986; Kwok and Atkinson, 1995) and with HenryWin (Table 5).

The τ values were calculated as a function of LWC and $[OH]_{aq}$; the dotted lines in Fig. 912 represent the range of $-OH$ concentrations in different types of aqueous particles (Herrmann et al., 2010). The y-axis (Fig. 912) represents the total lifetime (τ , h). The plateau regions, corresponding to the lower values of LWC, indicate that the reaction with the OH takes place almost exclusively only in the gas phase. In terms

585 When this simplified model (eq. VII) is used, the time scales of interactions with liquid water in the atmosphere, the values of $\tau < 20$ h are most relevant because gaseous species (air masses) also have to be considered. An average, weighted residence time of an air parcel spends inside a cloud was estimated as approx. 3h; by taking into account the total lifetime of a typical air parcel (~ 5 days), it will spend a total of 18 h inside a cloud (Herrmann et al., 2015)(Herrmann et al., 2015). Furthermore, the aqueous-phase processing of organic molecules (here TAs) in the atmosphere is interrupted by the evaporation of cloud and fog droplets, which occurs on a time scale of a few minutes (Ervens, 2015).

Sformatowano: Czcionka: +Tekst podstawowy (Times New Roman)

Sformatowano: Czcionka: +Tekst podstawowy (Times New Roman)

Sformatowano: Czcionka: +Tekst podstawowy (Times New Roman)

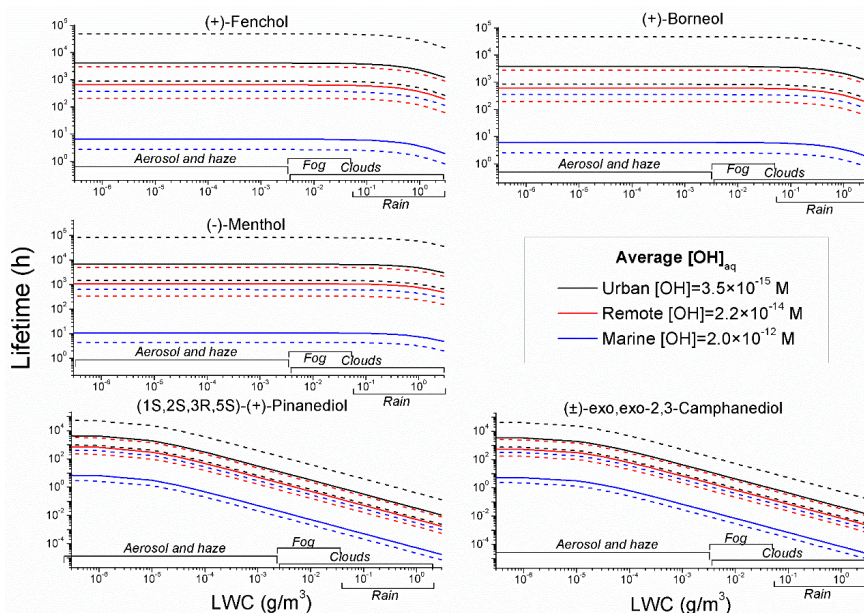
Sformatowano: Czcionka: +Tekst podstawowy (Times New Roman)

Sformatowano: Czcionka: 10 pkt

Sformatowano: Czcionka: 10 pkt

Sformatowano: Czcionka: 10 pkt

Sformatowano: Czcionka: 10 pkt



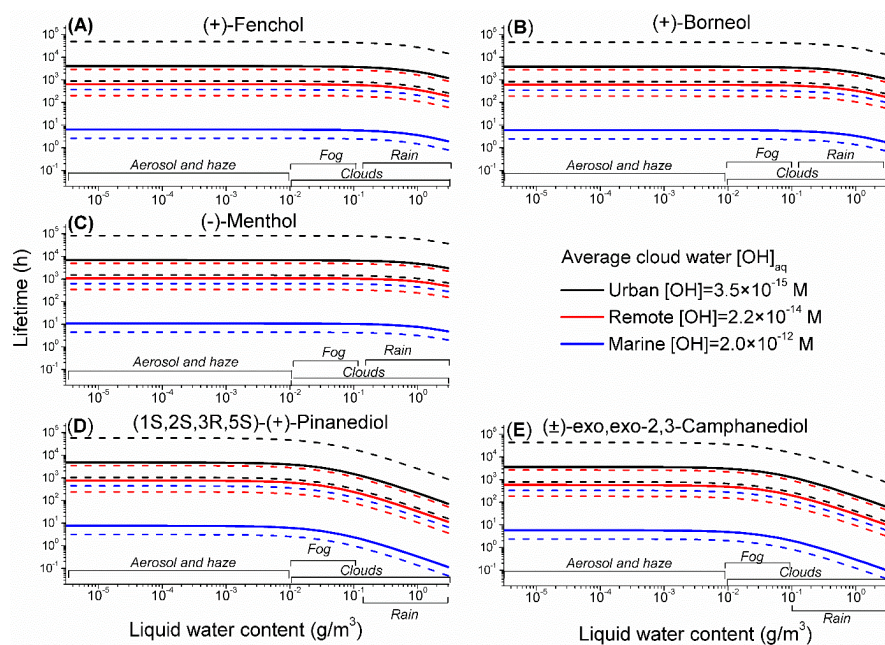


Figure 912: The estimated lifetimes of TAs. The dotted lines represent lifetimes corresponding to the minimum and maximum $[OH]_{aq}$ in different aqueous particles.

The new $k_{OH_{eff}}$ values acquired in this work indicate that TAs are likely to undergo aqueous oxidation in clouds ($LWC \geq 0.1$ g/m^3) whereas terpenic diols will react with the OH in aqueous aerosols, clouds, and fogs ($LWC \geq 10^{-4}$ g/m^3) with the estimated lifetimes < 1 min (Fig. 9).

The new $k_{OH_{aq}}$ values acquired in this work indicate that TAs are likely to undergo aqueous oxidation in clouds with $LWC \geq 0.1$ g/m^3 (Fig. 12A-C) whereas terpenic diols will react with the OH in aqueous aerosols, clouds, and fogs with $LWC \geq 10^{-4}$ g/m^3 (Fig. 9 D-E). Considering the time scale of air-parcel interactions with clouds and fogs and, the lifetimes of aqueous particles, all TAs under investigation can undergo R(I) in maritime clouds (Fig. 12). At the same time, aqueous oxidation of TAs over the ocean is only plausible at the ocean side (Hiura et al., 2021) whereas in marine aerosols, the dominant AAs are fatty and sugar alcohols (Fu et al., 2013). Only terpenic diols can undergo R(I) in both continental (here urban and remote) as well as in marine clouds, with estimated lifetimes < 1 min; well below the estimated lifetimes of cloud and fog droplets (Fig. 12D and E).

The ~~reaction~~ aqueous oxidation of OH with terpenoid acids by OH has been receiving considerable attention in connection with the formation of aqSOAs (Aljawhary et al., 2016; Zhao et al., 2017; cis-Pinonic Acid Oxidation by Hydroxyl Radicals in the Aqueous Phase under Acidic and Basic Witkowski and Gierczak, 2017; Otto et al., 2018; Witkowski et al., 2018b; Witkowski et al., 2018a, 2019; Amorim et al., 2020; Amorim et al., 2021; Witkowski et al., 2021). Using the same approach (eq. ~~VII~~) we have recently derived τ values for six terpenoid acids, identified as the major components of unaged α -pinene SOA (Witkowski et al., 2023). It was concluded that *cis*-pinic, *cis*-pinonic, hydroxypinonic, and oxopinonic acids will undergo a reaction with the OH in the aqueous phase LWC is $\geq 1 \times 10^{-3}$ (g/m^3). Hence, in the case of terpenoid diols (Fig. ~~9~~12), their potential to undergo aqueous oxidation under realistic atmospheric conditions is comparable with some terpenoid acids. In the case of *cis*-pinonic acid, the measured mass yields of aqSOAs following the reaction with the OH were as high as 60%. (Aljawhary et al., 2016) At the same time, to date, little mechanistic data is available about the formation of low-volatility products from TAs following ~~R-R~~(1).

Global emissions of oxygenated terpenes are tentatively estimated at 26 ($\text{TgC} \times \text{yr}^{-1}$) (Sindelarova et al., 2014). TAs are emitted by vegetation (Héral et al., 2021), but are also used in the industry, as fragrance agents and solvents. (Belsito et al., 2008) Therefore, TAs, and especially terpenoid diols, are potentially important precursors of aqSOAs in both urban and remote environments.

4.2 Influence of the temperature

The values of H^{cc} , $k_{OH_{aq}}$, and $k_{OH_{gas}}$ all depend on the temperature. In a relatively narrow temperature range, in which liquid water exists in the atmosphere, the enthalpy of dissolution ($\frac{d \ln(H)}{d1/T}$) can be considered constant. Hence, the Van't Hoff equation can be applied to describe the temperature dependence of H^{cc} values (Sander, 2015). Hence, the Van't Hoff equation can be applied to describe the temperature dependence of H^{cc} values (Sander, 2015). For instance, a decrease in the temperature by 20° will result in a 2 to 7-fold increase of the H^{cc} . For instance, a decrease in the temperature by 20° will result in a 2 to 7-fold increase in the H^{cc} values of TAs and OH (Sander, 2015). Consequently, a significantly higher fraction of these reactants will reside in the aqueous phase at lower temperatures, thereby strongly favoring the aqueous chemical aging of TAs in the atmosphere.

The data acquired in this work, and the literature data (1) The data acquired in this work, and the literature data confirm that the temperature dependence of the $k_{OH_{aq}}$ values for the TAs follow the Arrhenius relationship. (Witkowski, 2023). Considering the temperature range in which liquid water exists in the atmosphere, the same conclusion also applies to the temperature dependence of the $k_{OH_{gas}}$ values for TAs and similar molecules. Furthermore, the values of E_a and A (section 2.4) measured in this work, as well as literature data, show relatively similar temperature dependencies of $k_{OH_{aq}}$ and $k_{OH_{gas}}$ (Atkinson, ~~1986a~~1986b; Kwok and Atkinson, 1995; Herrmann, 2003; Hoffmann et al., 2009; McGillen et al., 2020). Hence, the $k_{OH_{aq}}/k_{OH_{gas}}$ ratio for the TAs (Table 5) will remain mostly unchanged in the considered temperature range. At the same time,

a lower temperature will result in a lower oxidation rate, thereby decreasing the τ values, which can make other removal mechanisms more relevant.

640 These conclusions are valid primarily for cloud water droplets which are diluted and, more often than not, can be treated as ideal solutions (Herrmann, 2003; Richters et al., 2015). On the other hand, the ionic strength (I) of some aerosols can be as high as 43 (M) (Cheng et al., 2016). The high I values of some aerosols will affect the kinetics of $k_{OH}(I)$, partitioning, and rates of diffusion of the reactants (Mekic and Gligorovski, 2021). While salting-out of organics will likely occur in aqueous particles with high I value, salts are also expected to enhance the rate of $k_{OH}(I)$ (Zhou et al., 2019).

4.4 Potential formation of $_{aq}$ SOAs from terpenoic alcohols

650 No product studies were carried out in this work. Nevertheless, as indicated by the new kinetic data acquired in this work, the cyclic TAs investigated should be considered as the potential precursors of $_{aq}$ SOAs. For instance, cyclic terpenes are often more efficient at forming SOAs as compared to the linear precursors (Lim and Ziemann, 2009; Hunter et al., 2014). Following RI, oxygenated functional groups are added to the original carbon backbone of the precursor, ~~accordingly~~ according to Russell's and Bennett-Summer's mechanisms (Russell, 1957; Bennett and Summers, 1974). Alkoxy (RO) radicals are formed from the reaction of an alkyl radical with O_2 via the decomposition of tetroxide intermediates (Bennett and Summers, 1974; von Sonntag and Schuchmann, 1991). At the same time, in the case of linear precursors, the β -scission reaction of RO radicals can result in a decreased length of the carbon backbone (Rauk et al., 2003; Enami and Sakamoto, 2016; Murakami and Ishida, 2017). 655 Consequently, β -scission involving non-cyclic precursors results in lower MW and, more volatile products, that are less likely to contribute to SOAs (Rauk et al., 2003; Enami and Sakamoto, 2016; Murakami and Ishida, 2017). Hence, the cyclic precursors, such as TAs, are more likely to yield highly-oxidized, low-volatility following reaction with the OH without undergoing too much fragmentation (Claeys et al., 2009; Ceacero-Vega et al., 2012; Sato et al., 2016).

660 5 Conclusions and further work

~~Utilizing~~The use of a bulk photoreactor combined with the off-line ~~quantification, semi-quantitative analysis~~ of the ~~changing alcohol concentrations using~~ reacting WSCOs via gas chromatography allowed us to obtain $k_{OH,aq}$ for multiple compounds from a single experiment (Herrmann et al., 2005)(Herrmann et al., 2005; Monod et al., 2005). This method is significantly less laborious as compared with some of the other methods of measuring $k_{OH,aq}$, and can be used to obtain large kinetic datasets, 665 thereby facilitating the expansion of the ~~current~~aqueous kinetic databases for ~~the~~ environmentally-widespread WSOCs. The measured $k_{OH,aq}$ values for AAs (this work and literature data) revealed that it was necessary to introduce an additional neighboring parameter ~~for the linear, longer chain (>C₆) molecules~~ to further improve the performance of the predictive model

670 of the linear, longer chain ($\geq C_6$) molecules. The need to modify the methodology used in the original SAR was most likely connected with a different transition state formed between OH and AAs in the gas and in the aqueous phases (Smith and Ravishankara, 2002; Mellouki et al., 2003; Herrmann et al., 2005). It is still unclear if the new, modified SAR is capable of accurately predicting the values of $k_{OH_{aq}}$ for the homolog series of different oxygenated molecules, including carbonyls, esters, linear acids, and multifunctional molecules, possessing larger carbon backbones. More kinetic data for higher-MW such molecules with larger carbon backbones, including also polyfunctional compounds, are needed to further improve the capabilities of kinetic predictive models (SARs).

675 Models utilized for generating explicit oxidation schemes of atmospherically abundant organics frequently rely on kinetic SARs to derive rate coefficients and branching ratios of the numerous by-products involved in a given mechanism (Bräuer et al., 2019)(Bräuer et al., 2019). Hence, further expanding the applicability domains of the aqueous kinetic SARs will further improve our ability to predict the effects of various, multiphase processes (like for instance formation and aging of $_{aq}$ SOAs) on air quality, climate, and public health. Likewise, the dependence of the $k_{OH_{aq}}$ values from I also need needs to be further investigated to provide some insights into the time scales of RI, R(I), and other radical reactions, in the presence of high amounts of salts (Herrmann et al., 2015)(Herrmann et al., 2015).

680 The values of neighboring parameters in SAR for strained and non-strained rings are still remain somewhat ambiguous, again due to the very limited number of experimentally measured $k_{OH_{aq}}$ values for such molecules. However Overall, the results obtained in this work also indicate that there might be significant differences in the reactivities of such molecules in the gas and aqueous phases towards OH. The updated SAR also (Model 2) showed good accuracy in the temperature range between 278-328K, which also underlines the need to further expand the kinetic databases, listing to include a larger number of the temperature-dependent $k_{OH_{aq}}$ values.

685 The atmospheric lifetimes estimated for the five TAs - fenchol, borneol, menthol, camphanediol, and pinenediol – underlined the need to further investigate other non-acidic precursors of $_{aq}$ SOAs in the atmosphere. Recently, in connection with the formation of $_{aq}$ SOAs, a lot of attention has been dedicated to studying acidic precursors, primarily, such as terpenic acids. Higher-MW organic acids are expected to reside almost entirely in the aqueous phase, even at relatively low values of LWC. Likewise, all TAs, and especially diols, studied in this work can undergo RI in clouds, fogs, and wet aerosols under realistic atmospheric conditions, which underlines the need to study the formation of low-volatility products from such precursors.

690 In the atmosphere, a decrease in the temperature will strongly promote the partitioning of organics into the aqueous phase, due to the temperature dependence of the Henry's Law constants. At the same time, a decrease in the temperature lowers the $k_{OH_{aq}}$ values, thereby decreasing the rate of RI.

Appendices

(1) Kinetic datasets Kinetic database of the $k_{OH_{aq}}$ values for alcohols, diols, carboxylic acids, and carboxylate ions measured at 298K and in the temperature range between 278 and 328 K; this work and literature data- (Witkowski, 2023).

700 Credit author statement

Bartłomiej Witkowski: Conceptualization, Supervision, Original Draft, Data Curation, Methodology, Writing - Review & Editing. Priyanka Jain: Investigation, Formal analysis, Methodology, Validation, Data Curation, Writing - Review & Editing. Beata Wileńska: Methodology, Resources. Tomasz Gierczak: Project administration, Supervision, Funding acquisition, Resources, Writing - Review & Editing.

705 Declaration of competing interest

The authors have no competing interests to declare.

Acknowledgments

This project was funded by the Polish National Science Centre: grant number 2018/31/B/ST10/01865. This study was carried out at the Biological and Chemical Research Centre, the University of Warsaw, established within the project co-financed by the European Union from the European Regional Development Fund under the Operational Programme Innovative Economy, 2007 – 2013. We thank the anonymous reviewers for their insightful comments and suggestions that helped to enhance the scientific quality of this article.

References

- 1, A.: [dataset], <https://docs.google.com/spreadsheets/d/1pyktOxm3frLfoxfVoFk1elzJz-75VMZ/edit?usp=sharing&oid=118379828045942672528&rtopof=true&sd=true>
- Adams, G. E., Boag, J., Curren, J. W., and Michael, B.: Absolute rate constants for the reaction. D.: Reactions of the hydroxyl radical with organic compounds, 131-143, <https://doi.org/10.1063/1.444367>, Part 2. — Determination of absolute rate constants, 61, 1417-1424, 10.1039/TF9656101417, 1965.
- Aljawhary, D., Zhao, R., Lee, A. K. Y., Wang, C., and Abbatt, J. P. D.: Kinetics, Mechanism, and Secondary Organic Aerosol Yield of Aqueous Phase Photo-oxidation of α -Pinene Oxidation Products, J. Phys. Chem. A, 120, 1395-1407, <https://doi.org/10.1021/acs.jpca.5b06237>, 2016.
- Amorim, J. V., Guo, X., Gautam, T., Fang, R., Fotang, C., Williams, F. J., and Zhao, R.: Photo-oxidation of pinic acid in the aqueous phase: a mechanistic investigation under acidic and basic pH conditions, 1, 276-287, <https://doi.org/10.1039/D1EA00031D>, 2021.

- 725 Amorim, J. V., Wu, S., Klimchuk, K., Lau, C., Williams, F. J., Huang, Y., and Zhao, R.: pH Dependence of the OH Reactivity of Organic Acids in the Aqueous Phase, 54, 12484-12492, <https://doi.org/10.1021/acs.est.0c03331>, 2020.
- Anbar, M., Meyerstein, D., and Neta, P.: Reactivity of aliphatic compounds towards hydroxyl radicals, 742-747, <https://doi.org/10.1039/J29660000742>, 1966.
- 730 Atkinson, R.: ~~Estimations of OH radical rate constants from H atom abstraction from CH and OH bonds over the temperature range 250-1000 K, 18, 555-568, <https://doi.org/10.1002/kin.550180506>, 1986a.~~
- ~~Atkinson, R.:~~ Kinetics and mechanisms of the gas-phase reactions of the hydroxyl radical with organic compounds under atmospheric conditions, Chem. Rev, 86, 69-201, <https://doi.org/10.1021/cr00071a004>, ~~1986b~~1986a.
- 735 Atkinson, R.: ~~Estimations of OH radical rate constants from H-atom abstraction from CH and OH bonds over the temperature range 250-1000 K, 18, 555-568, <https://doi.org/10.1002/kin.550180506>, 1986b.~~
- Atkinson, R.: A structure-activity relationship for the estimation of rate constants for the gas-phase reactions of OH radicals with organic compounds, 19, 799-828, <https://doi.org/10.1002/kin.550190903>, 1987.
- 740 Belsito, D., Bickers, D., Bruze, M., Calow, P., Greim, H., Hanifin, J. M., Rogers, A. E., Saurat, J. H., Sipes, I. G., and Tagami, H.: A toxicologic and dermatologic assessment of cyclic and non-cyclic terpene alcohols when used as fragrance ingredients, 46, S1-S71, <https://doi.org/10.1016/j.fct.2008.06.085>, 2008.
- Bennett, J. E. and Summers, R.: Product Studies of the Mutual Termination Reactions of sec-Alkylperoxy Radicals: Evidence for Non-Cyclic Termination, 52, 1377-1379, <https://doi.org/10.1139/v74-209>, 1974.
- 745 Bräuer, P., Mouchel-Vallon, C., Tilgner, A., Mutzel, A., Böge, O., Rodigast, M., Poulain, L., van Pinxteren, D., Wolke, R., Aumont, B., and Herrmann, H.: Development of a protocol for the auto-generation of explicit aqueous-phase oxidation schemes of organic compounds, 19, 9209-9239, <https://doi.org/10.5194/acp-19-9209-2019>, 2019.
- Buxton, G. V., Greenstock, C. L., Helman, W. P., and Ross, A. B.: Critical Review of rate constants for reactions of hydrated electrons, hydrogen atoms and hydroxyl radicals (OH/O⁻ in Aqueous Solution), 17, 513-886, <https://doi.org/10.1063/1.555805>, 1988.
- 750 Carlton, A. G., Christiansen, A. E., Flesch, M. M., Hennigan, C. J., and Sareen, N.: Multiphase Atmospheric Chemistry in Liquid Water: Impacts and Controllability of Organic Aerosol, 53, 1715-1723, <https://doi.org/10.1021/acs.accounts.0c00301>, 2020.
- Ceacero-Vega, A. A., Ballesteros, B., Bejan, I., Barnes, I., Jiménez, E., and Albaladejo, J.: Kinetics and Mechanisms of the Tropospheric Reactions of Menthol, Borneol, Fenchol, Camphor, and Fenchone with Hydroxyl Radicals (OH) and Chlorine Atoms (Cl), 116, 4097-4107, <https://doi.org/10.1021/jp212076g>, 2012.
- 755 ~~Chandler, D.: Interfaces and the driving force of hydrophobic assembly, 437, 640-647, [10.1038/nature04162](https://doi.org/10.1038/nature04162), 2005.~~
- Chen, H., Su, X., He, J., Zhang, P., Xu, H., and Zhou, C.: Investigation on combustion characteristics of cyclopentanol/diesel fuel blends in an optical engine, 167, 811-829, <https://doi.org/10.1016/j.renene.2020.11.155>, 2021.
- 760 Cheng, Y., Zheng, G., Wei, C., Mu, Q., Zheng, B., Wang, Z., Gao, M., Zhang, Q., He, K., Carmichael, G., Pöschl, U., and Su, H.: Reactive nitrogen chemistry in aerosol water as a source of sulfate during haze events in China, 2, e1601530, <https://doi.org/10.1126/sciadv.1601530>, 2016.
- 765 ~~Chin, M. and Wine, P. H.: A Temperature-Dependent Competitive Kinetics Study of the Aqueous-Phase Reactions of OH Radicals with Formate, Formic Acid, Acetate, Acetic Acid, and Hydrated Formaldehyde,~~

Symposium on Aquatic and Surface Photochemistry, at the 203rd National Meeting of the American-Chemical-Society, San Francisco, Ca, Apr 05-10, WOS:A1994BA49W00005, 85-96, 1994.

- cis-Pinonic Acid Oxidation by Hydroxyl Radicals in the Aqueous Phase under Acidic and Basic Witkowski, B. and Gierczak, T.: cis-Pinonic Acid Oxidation by Hydroxyl Radicals in the Aqueous Phase under Acidic and Basic Conditions: Kinetics and Mechanism, 51, 9765-9773, <https://doi.org/10.1021/acs.est.7b02427>, 2017.
- Claeys, M., Iinuma, Y., Szmigielski, R., Surratt, J. D., Blockhuys, F., Van Alsenoy, C., Böge, O., Sierau, B., Gómez-González, Y., Vermeylen, R., Van der Veken, P., Shahgholi, M., Chan, A. W. H., Herrmann, H., Seinfeld, J. H., and Maenhaut, W.: Terpenylic Acid and Related Compounds from the Oxidation of α -Pinene: Implications for New Particle Formation and Growth above Forests, 43, 6976-6982, <https://doi.org/10.1021/es9007596>, 2009.
- Das, P., Das, P. K., and Arunan, E.: Conformational Stability and Intramolecular Hydrogen Bonding in 1,2-Ethanediol and 1,4-Butanediol, 119, 3710-3720, <https://doi.org/10.1021/jp512686s>, 2015.
- Doussin, J. F. and Monod, A.: Structure-activity relationship for the estimation of OH-oxidation rate constants of carbonyl compounds in the aqueous phase, 13, 11625-11641, <https://doi.org/10.5194/acp-13-11625-2013>, 2013.
- Enami, S. and Sakamoto, Y.: OH-Radical Oxidation of Surface-Active cis-Pinonic Acid at the Air-Water Interface, J. Phys. Chem. A, 120, 3578-3587, <https://doi.org/10.1021/acs.jpca.6b01261>, 2016.
- Henry's law constants were calculated with HenryWin (EPI Suite v4.11) Website: <https://www.epa.gov/tsca-screening-tools/epi-suite-estimation-program-interface>, last access Jun 20th 2023, last
- Ervens, B.: Modeling the Processing of Aerosol and Trace Gases in Clouds and Fogs, 115, 4157-4198, <https://doi.org/10.1021/cr5005887>, 2015.
- Ervens, B., Gligorovski, S., and Herrmann, H.: Temperature-dependent rate constants for hydroxyl radical reactions with organic compounds in aqueous solutions, 5, 1811-1824, <https://doi.org/10.1039/B300072A>, 2003.
- Ervens, B., Sorooshian, A., Aldhaif, A. M., Shingler, T., Crosbie, E., Ziemba, L., Campuzano-Jost, P., Jimenez, J. L., and Wisthaler, A.: Is there an aerosol signature of chemical cloud processing?, 18, 16099-16119, <https://doi.org/10.5194/acp-18-16099-2018>, 2018.
- Fichan, I., Larroche, C., and Gros, J. B.: Water Solubility, Vapor Pressure, and Activity Coefficients of Terpenes and Terpenoids, 44, 56-62, <https://doi.org/10.1021/je980070+>, 1999.
- Fu, P. Q., Kawamura, K., Chen, J., Charrière, B., and Sempéré, R.: Organic molecular composition of marine aerosols over the Arctic Ocean in summer: contributions of primary emission and secondary aerosol formation, 10, 653-667, 10.5194/bg-10-653-2013, 2013.
- Fuzzi, S., Baltensperger, U., Carslaw, K., Decesari, S., Denier van der Gon, H., Facchini, M. C., Fowler, D., Koren, I., Langford, B., Lohmann, U., Nemeit, E., Pandis, S., Riipinen, I., Rudich, Y., Schaap, M., Slowik, J. G., Spracklen, D. V., Vignati, E., Wild, M., Williams, M., and Gilardoni, S.: Particulate matter, air quality and climate: lessons learned and future needs, 15, 8217-8299, <https://doi.org/10.5194/acp-15-8217-2015>, 2015.
- Gligorovski, S., Rouse, D., George, C., and Herrmann, H.: Rate constants for the OH reactions with oxygenated organic compounds in aqueous solution, 41, 309-326, <https://doi.org/10.1002/kin.20405>, 2009.
- Goldstein, A. H. and Galbally, I. E.: Known and unexplored organic constituents in the earth's atmosphere, 41, 1514-1521, <https://doi.org/10.1021/es072476p>, 2007.
- González-Sánchez, J. M., Brun, N., Wu, J., Morin, J., Temime-Roussel, B., Ravier, S., Mouchel-Vallon, C., Clément, J. L., and Monod, A.: On the importance of atmospheric loss of organic nitrates by aqueous-phase OH oxidation, 21, 4915-4937, <https://doi.org/10.5194/acp-21-4915-2021>, 2021.

810 Guenther, A., Jiang, X., Heald, C. L., Sakulyanontvittaya, T., Duhl, T., Emmons, L., and Wang, X.: The Model of Emissions of Gases and Aerosols from Nature version 2.1 (MEGAN2. 1): an extended and updated framework for modeling biogenic emissions, 5, 1471-1492, <https://doi.org/10.5194/gmd-5-1471-2012>, 2012.

Hallquist, M., Wenger, J. C., Baltensperger, U., Rudich, Y., Simpson, D., Claeys, M., Dommen, J., Donahue, N. M., George, C., Goldstein, A. H., Hamilton, J. F., Herrmann, H., Hoffmann, T., Iinuma, Y., Jang, M., Jenkin, M. E., Jimenez, J. L., Kiendler-Scharr, A., Maenhaut, W., McFiggans, G., Mentel, T. F., Monod, A., Prévôt, A. S. H., Seinfeld, J. H., Surratt, J. D., Szmigielski, R., and Wildt, J.: The formation, properties and impact of secondary organic aerosol: current and emerging issues, *Atmos. Chem. Phys.*, 9, 5155-5236, <https://doi.org/10.5194/acp-9-5155-2009>, 2009.

[Hart, E. J., Gordon, S., and Thomas, J. K.: A Review of the Radiation Chemistry of Single-Carbon Compounds and Some Reactions of the Hydrated Electron in Aqueous Solution, S, 74-88, 1964.](#)

820 Héral, B., Stierlin, É., Fernandez, X., and Michel, T.: Phytochemicals from the genus *Lavandula*: a review, 20, 751-771, <https://doi.org/10.1007/s11101-020-09719-z>, 2021.

Herrmann, H.: Kinetics of aqueous phase reactions relevant for atmospheric chemistry, 103, 4691-4716, <https://doi.org/10.1021/cr020658q>, 2003.

825 Herrmann, H., Hoffmann, D., Schaefer, T., Brüner, P., and Tilgner, A.: Tropospheric Aqueous-Phase Free-Radical Chemistry: Radical Sources, Spectra, Reaction Kinetics and Prediction Tools, 11, 3796-3822, <https://doi.org/10.1002/cphc.201000533>, 2010.

Herrmann, H., Schaefer, T., Tilgner, A., Styler, S. A., Weller, C., Teich, M., and Otto, T.: Tropospheric Aqueous-Phase Chemistry: Kinetics, Mechanisms, and Its Coupling to a Changing Gas Phase, *Chem. Rev.*, 115, 4259-4334, <http://dx.doi.org/10.1021/cr500447k>, 2015.

830 Herrmann, H., Tilgner, A., Barzaghi, P., Majdik, Z., Gligorovski, S., Poulain, L., and Monod, A.: Towards a more detailed description of tropospheric aqueous phase organic chemistry: CAPRAM 3.0, 39, 4351-4363, <https://doi.org/10.1016/j.atmosenv.2005.02.016>, 2005-2005.

[Hiura, T., Yoshioka, H., Matsunaga, S. N., Saito, T., Kohyama, T. I., Kusumoto, N., Uchiyama, K., Suyama, Y., and Tsumura, Y.: Diversification of terpenoid emissions proposes a geographic structure based on climate and pathogen composition in Japanese cedar, 11, 8307, 10.1038/s41598-021-87810-x, 2021.](#)

835 Hoffmann, D., Weigert, B., Barzaghi, P., and Herrmann, H.: Reactivity of poly-alcohols towards OH, NO₃ and SO₄⁻ in aqueous solution, 11, 9351-9363, <https://doi.org/10.1039/B908459B>, 2009.

Hunter, J. F., Carrasquillo, A. J., Daumit, K. E., and Kroll, J. H.: Secondary Organic Aerosol Formation from Acyclic, Monocyclic, and Polycyclic Alkanes, 48, 10227-10234, <https://doi.org/10.1021/es502674s>, 2014.

840 [IUPAC Task Group on Atmospheric Chemical Kinetic Data Evaluation: https://iupac-aeris.ipsl.fr/show_datasheets.php?category=Systematic+OH](https://iupac-aeris.ipsl.fr/show_datasheets.php?category=Systematic+OH), last access: September 2023.

845 Jimenez, J. L., Canagaratna, M. R., Donahue, N. M., Prevot, A. S. H., Zhang, Q., Kroll, J. H., DeCarlo, P. F., Allan, J. D., Coe, H., Ng, N. L., Aiken, A. C., Docherty, K. S., Ulbrich, I. M., Grieshop, A. P., Robinson, A. L., Duplissy, J., Smith, J. D., Wilson, K. R., Lanz, V. A., Hueglin, C., Sun, Y. L., Tian, J., Laaksonen, A., Raatikainen, T., Rautiainen, J., Vaattovaara, P., Ehn, M., Kulmala, M., Tomlinson, J. M., Collins, D. R., Cubison, M. J., Dunlea, J., Huffman, J. A., Onasch, T. B., Alfarra, M. R., Williams, P. I., Bower, K., Kondo, Y., Schneider, J., Drewnick, F., Borrmann, S., Weimer, S., Demerjian, K., Salcedo, D., Cottrell, L., Griffin, R., Takami, A., Miyoshi, T., Hatakeyama, S., Shimojo, A., Sun, J. Y., Zhang, Y. M., Dzepina, K., Kimmel, J. R., Sueper, D., Jayne, J. T., Herndon, S. C., Trimborn, A. M., Williams, L. R., Wood, E. C., Middlebrook, A. M., Kolb, C. E., Baltensperger, U., and Worsnop, D. R.: Evolution of Organic Aerosols in the Atmosphere, 326, 1525-1529, [10.1126/science.1180353](https://doi.org/10.1126/science.1180353), <https://doi.org/10.1126/science.1180353>, 2009.

Klein, R. A.: Hydrogen bonding in diols and binary diol–water systems investigated using DFT methods. II. Calculated infrared OH-stretch frequencies, force constants, and NMR chemical shifts correlate with hydrogen bond geometry and electron density topology. A reevaluation of geometrical criteria for hydrogen bonding, 24, 1120-1131, <https://doi.org/10.1002/jcc.10256>, 2003.

855 Konjević, L., Racar, M., Ilinčić, P., and Faraguna, F.: A comprehensive study on application properties of diesel blends with propanol, butanol, isobutanol, pentanol, hexanol, octanol and dodecanol, 262, 125430, <https://doi.org/10.1016/j.energy.2022.125430>, 2023.

860 Kopinke, F.-D. and Georgi, A.: What Controls Selectivity of Hydroxyl Radicals in Aqueous Solution? Indications for a Cage Effect, 121, 7947-7955, <https://doi.org/10.1021/acs.jpca.7b05782>, 2017.

Kroflič, A., Schaefer, T., Huš, M., Phuoc Le, H., Otto, T., and Herrmann, H.: OH radicals reactivity towards phenol-related pollutants in water: temperature dependence of the rate constants and novel insights into the [OH–phenol]⁺ adduct formation, 22, 1324-1332, <https://doi.org/10.1039/C9CP05533A>, 2020.

865 Kwok, E. S. C. and Atkinson, R.: Estimation of hydroxyl radical reaction rate constants for gas-phase organic compounds using a structure-reactivity relationship: An update, 29, 1685-1695, [https://doi.org/10.1016/1352-2310\(95\)00069-B](https://doi.org/10.1016/1352-2310(95)00069-B), 1995.

Leviss, D. H., Van Ry, D. A., and Hinrichs, R. Z.: Multiphase Ozonolysis of Aqueous α -Terpineol, 50, 11698-11705, <https://doi.org/10.1021/acs.est.6b03612>, 2016.

870 Lim, Y. B. and Ziemann, P. J.: Effects of Molecular Structure on Aerosol Yields from OH Radical-Initiated Reactions of Linear, Branched, and Cyclic Alkanes in the Presence of NO_x, 43, 2328-2334, <https://doi.org/10.1021/es803389s>, 2009.

Lin, G., Sillman, S., Penner, J. E., and Ito, A.: Global modeling of SOA: the use of different mechanisms for aqueous-phase formation, 14, 5451-5475, 10.5194/acp-14-5451-2014, 2014.

875 ~~Luo, X., Yang, X., Qiao, X., Wang, Y., Chen, J., Wei, X., and Peijnenburg, W. J. G. M.: Development of a QSAR model for predicting aqueous reaction rate constants of organic chemicals with hydroxyl radicals, 19, 350-356, <https://doi.org/10.1039/c6em00707d>, 2017.~~

Database for the Kinetics of the Gas-Phase Atmospheric Reactions of Organic Compounds, update May 10, 2021, last access: Last visit 20.08.2022.

880 Mahilang, M., Deb, M. K., and Pervez, S.: Biogenic secondary organic aerosols: A review on formation mechanism, analytical challenges and environmental impacts, 262, 127771, <https://doi.org/10.1016/j.chemosphere.2020.127771>, 2021.

Matheson, M. S., Mamou, A., Silverman, J., and Rabani, J.: Reaction of hydroxyl radicals with polyethylene oxide in aqueous solution, 77, 2420-2424, <https://doi.org/10.1021/i100639a011>, 1973.

885 McGillen, Carter, W. P. L., Mellouki, A., Orlando, J. J., Picquet-Varrault, B., and Wallington, T. J.: Database for the kinetics of the gas-phase atmospheric reactions of organic compounds, 12, 1203-1216, <https://doi.org/10.5194/essd-12-1203-2020>, 2020.

McGillen, W. P. L. Carter, A. Mellouki, J. J. Orlando, B. Picquet-Varrault, and Wallington, a. T. J.: Database for the Kinetics of the Gas-Phase Atmospheric Reactions of Organic Compounds, update May 10, 2021, 2022, <https://doi.org/10.25326/mh4q-v215>, 2021.

890 McNeill, V. F.: Aqueous Organic Chemistry in the Atmosphere: Sources and Chemical Processing of Organic Aerosols, 49, 1237-1244, <https://doi.org/10.1021/es5043707>, 2015.

McVay, R. and Ervens, B.: A microphysical parameterization of aqSOA and sulfate formation in clouds, 44, 7500-7509, 10.1002/2017gl074233, 2017.

895 Mekić, M. and Gligorovski, S.: Ionic strength effects on heterogeneous and multiphase chemistry: Clouds versus aerosol particles, 244, 117911, <https://doi.org/10.1016/j.atmosenv.2020.117911>, 2021.

Mellouki, A., Le Bras, G., and Sidebottom, H.: Kinetics and Mechanisms of the Oxidation of Oxygenated Organic Compounds in the Gas Phase, 103, 5077-5096, <https://doi.org/10.1021/cr020526x>, 2003.

Mellouki, A., Wallington, T. J., and Chen, J.: Atmospheric Chemistry of Oxygenated Volatile Organic Compounds: Impacts on Air Quality and Climate, 115, 3984-4014, <https://doi.org/10.1021/cr500549n>, 2015.

900 ~~Minakata, D., Li, K., Westerhoff, P., and Crittenden, J.: Development of a Group Contribution Method To Predict Aqueous Phase Hydroxyl Radical (HO•) Reaction Rate Constants, 43, 6220-6227, <https://doi.org/10.1021/es900956c>, 2009.~~

~~Merz, J. H. and Waters, W. A.: A.—Electron-transfer reactions. The mechanism of oxidation of alcohols with Fenton's reagent, 2, 179-188, 10.1039/DF9470200179, 1947.~~

905 ~~Mitroka, S., Zimmeck, S., Troya, D., and Tanko, J. M.: How Solvent Modulates Hydroxyl Radical Reactivity in Hydrogen Atom Abstractions, 132, 2907-2913, 10.1021/ja903856t, 2010.~~

Monod, A. and Doussin, J. F.: Structure-activity relationship for the estimation of OH-oxidation rate constants of aliphatic organic compounds in the aqueous phase: alkanes, alcohols, organic acids and bases, 42, 7611-7622, <https://doi.org/10.1016/j.atmosenv.2008.06.005>, 2008.

910 ~~Monod, A., Poulain, L., Grubert, S., Voisin, D., and Wortham, H.: Kinetics of OH-initiated oxidation of oxygenated organic compounds in the aqueous phase: new rate constants, structure-activity relationships and atmospheric implications, 39, 7667-7688, <https://doi.org/10.1016/j.atmosenv.2005.03.019>, 2005.~~

Murakami, M. and Ishida, N.: β -Scission of Alkoxy Radicals in Synthetic Transformations, 46, 1692-1700, <https://doi.org/10.1246/cl.170834>, 2017.

915 Otto, S. and Engberts, J. B. F. N.: Hydrophobic interactions and chemical reactivity, 1, 2809-2820, <https://doi.org/10.1039/B305672D>, 2003.

Otto, T., Schaefer, T., and Herrmann, H.: Aqueous-Phase Oxidation of Terpene-Derived Acids by Atmospherically Relevant Radicals, 122, 9233-9241, <https://doi.org/10.1021/acs.jpca.8b08922>, 2018.

920 Pai, S. J., Heald, C. L., Pierce, J. R., Farina, S. C., Marais, E. A., Jimenez, J. L., Campuzano-Jost, P., Nault, B. A., Middlebrook, A. M., Coe, H., Shilling, J. E., Bahreini, R., Dingle, J. H., and Vu, K.: An evaluation of global organic aerosol schemes using airborne observations, 20, 2637-2665, 10.5194/acp-20-2637-2020, 2020.

~~Park, H. R. and Getoff, N.: Radiolysis of Aqueous Ethanol in the Presence of CO, 47, 985-991, <https://doi.org/10.1515/zna-1992-0909>, 1992.~~

925 Peduzzi, P., Concato, J., Kemper, E., Holford, T. R., and Feinstein, A. R.: A simulation study of the number of events per variable in logistic regression analysis, 49, 1373-1379, [https://doi.org/10.1016/S0895-4356\(96\)00236-3](https://doi.org/10.1016/S0895-4356(96)00236-3), 1996.

~~Prutz, W. A. and Vogel, S.: Specific rate constants of hydroxyl radical and hydrated electron reaction determined by RCL method, 31, 1501-1510, <https://doi.org/10.1515/znb-1976-1115>, 1976.~~

930 Pye, H. O. T., Ward-Caviness, C. K., Murphy, B. N., Appel, K. W., and Seltzer, K. M.: Secondary organic aerosol association with cardiorespiratory disease mortality in the United States, 12, 7215, 10.1038/s41467-021-27484-1, 2021.

Rauk, A., Boyd, R. J., Boyd, S. L., Henry, D. J., and Radom, L.: Alkoxy radicals in the gaseous phase: β -scission reactions and formation by radical addition to carbonyl compounds, 81, 431-442, <https://doi.org/10.1139/v02-206>, 2003.

935 Reuvers, A. P., Greenstock, C. L., Borsa, J., and Chapman, J. D.: Studies on the Mechanism of Chemical Radioprotection by Dimethyl Sulphoxide, 24, 533-536, <http://doi.org/10.1080/09553007314551431>, 1973.

Richters, S., Herrmann, H., and Berndt, T.: Gas-phase rate coefficients of the reaction of ozone with four sesquiterpenes at 295 ± 2 K, 17, 11658-11669, <https://doi.org/10.1039/C4CP05542J>, 2015.

Ross, P. D. and Rekharsky, M. V.: Thermodynamics of hydrogen bond and hydrophobic interactions in cyclodextrin complexes, 71, 2144-2154, [https://doi.org/10.1016/S0006-3495\(96\)79415-8](https://doi.org/10.1016/S0006-3495(96)79415-8), 1996.

Russell, G. A.: Deuterium-isotope Effects in the Autoxidation of Alkyl Hydrocarbons. Mechanism of the Interaction of Peroxy Radicals¹, 79, 3871-3877, <https://doi.org/10.1021/ja01571a068>, 1957.

Sander, R.: Compilation of Henry's law constants (version 4.0) for water as solvent, 15, 4399-4981, <https://doi.org/10.5194/acp-15-4399-2015>, 2015.

Sarang, K., Otto, T., Rudzinski, K., Schaefer, T., Grgić, I., Nestorowicz, K., Herrmann, H., and Szmigielski, R.: Reaction Kinetics of Green Leaf Volatiles with Sulfate, Hydroxyl, and Nitrate Radicals in Tropospheric Aqueous Phase, 55, 13666-13676, <https://doi.org/10.1021/acs.est.1c03276>, 2021.

Sato, K., Jia, T., Tanabe, K., Morino, Y., Kajii, Y., and Imamura, T.: Terpenylic acid and nine-carbon multifunctional compounds formed during the aging of β -pinene ozonolysis secondary organic aerosol, 130, 127-135, <https://doi.org/10.1016/j.atmosenv.2015.08.047>, 2016.

Schaefer, T., Wen, L., Estelmann, A., Maak, J., and Herrmann, H.: pH- and Temperature-Dependent Kinetics of the Oxidation Reactions of OH with Succinic and Pimelic Acid in Aqueous Solution, 11, 320, <https://doi.org/10.3390/atmos11040320>, 2020.

Scholes, G. and Willson, R. L.: γ -Radiolysis of aqueous thymine solutions. Determination of relative reaction rates of OH radicals, 63, 2983-2993, <https://doi.org/10.1039/TF9676302983>, 1967.

Schöne, L., Schindelka, J., Szeremeta, E., Schaefer, T., Hoffmann, D., Rudzinski, K. J., Szmigielski, R., and Herrmann, H.: Atmospheric aqueous phase radical chemistry of the isoprene oxidation products methacrolein, methyl vinyl ketone, methacrylic acid and acrylic acid – kinetics and product studies, 16, 6257-6272, <https://doi.org/10.1039/C3CP54859G>, 2014.

Shrivastava, M., Cappa, C. D., Fan, J., Goldstein, A. H., Guenther, A. B., Jimenez, J. L., Kuang, C., Laskin, A., Martin, S. T., Ng, N. L., Petaja, T., Pierce, J. R., Rasch, P. J., Roldin, P., Seinfeld, J. H., Shilling, J., Smith, J. N., Thornton, J. A., Volkamer, R., Wang, J., Worsnop, D. R., Zaveri, R. A., Zelenyuk, A., and Zhang, Q.: Recent advances in understanding secondary organic aerosol: Implications for global climate forcing, 55, 509-559, <https://doi.org/10.1002/2016RG000540>, 2017.

Sindelarova, K., Markova, J., Simpson, D., Huszar, P., Karlicky, J., Darras, S., and Granier, C.: High-resolution biogenic global emission inventory for the time period 2000–2019 for air quality modelling, 14, 251-270, 10.5194/essd-14-251-2022, 2022.

Sindelarova, K., Granier, C., Bouarar, I., Guenther, A., Tilmes, S., Stavrou, T., Müller, J. F., Kuhn, U., Stefani, P., and Knorr, W.: Global data set of biogenic VOC emissions calculated by the MEGAN model over the last 30 years, 14, 9317-9341, <https://doi.org/10.5194/acp-14-9317-2014>, 2014.

Smith, I. W. M. and Ravishankara, A. R.: Role of Hydrogen-Bonded Intermediates in the Bimolecular Reactions of the Hydroxyl Radical, 106, 4798-4807, <https://doi.org/10.1021/jp014234w>, 2002.

Stemmler, K. and von Gunten, U.: OH radical-initiated oxidation of organic compounds in atmospheric water phases: part 1. Reactions of peroxy radicals derived from 2-butoxyethanol in water, 34, 4241-4252, 10.1016/S1352-2310(00)00218-1, 2000.

Su, H., Cheng, Y., and Pöschl, U.: New Multiphase Chemical Processes Influencing Atmospheric Aerosols, Air Quality, and Climate in the Anthropocene, 53, 2034-2043, 10.1021/acs.accounts.0c00246, 2020.

Swain, C. G. and Lupton, E. C.: Field and resonance components of substituent effects, 90, 4328-4337, <https://doi.org/10.1021/ja01018a024>, 1968.

980 Tsigaridis, K. and Kanakidou, M.: The Present and Future of Secondary Organic Aerosol Direct Forcing on
Climate, 4, 84-98, <https://doi.org/10.1007/s40641-018-0092-3>, 2018.

Tsui, W. G., Woo, J. L., and McNeill, V. F.: Impact of Aerosol-Cloud Cycling on Aqueous Secondary Organic
Aerosol Formation, 10, 666, 2019.

985 von Sonntag, C. and Schuchmann, H.-P.: The Elucidation of Peroxyl Radical Reactions in Aqueous Solution with
the Help of Radiation-Chemical Methods, 30, 1229-1253, <https://doi.org/10.1002/anie.199112291>, 1991.

[Willson, R. L., Greenstock, C. L., Adams, G. E., Wageman, R., and Dorfman, L. M.: The standardization of hydroxyl
radical rate data from radiation chemistry, 3, 211-220, \[https://doi.org/10.1016/0020-7055\\(71\\)90023-4\]\(https://doi.org/10.1016/0020-7055\(71\)90023-4\), 1971.](#)

[Witkowski, B.: Kinetic dataset - aqueous oxidation of aliphatic molecules by hydroxyl radical \(DRAFT VERSION\),
RepOD \[dataset\], <https://reprod.icm.edu.pl/dataset.xhtml?persistentId=doi:10.18150/CPIWK1>, 2023.](#)

990 Witkowski, B., Al-sharafi, M., and Gierczak, T.: Kinetics of Limonene Secondary Organic Aerosol Oxidation in the
Aqueous Phase, 52, 11583-11590, <https://doi.org/10.1021/acs.est.8b02516>, 2018a.

Witkowski, B., Al-sharafi, M., and Gierczak, T.: Kinetics and products of the aqueous-phase oxidation of β -
caryophyllonic acid by hydroxyl radicals, 213, 231-238, <https://doi.org/10.1016/j.atmosenv.2019.06.016>, 2019.

995 Witkowski, B., Jurdana, S., and Gierczak, T.: Limonic Acid Oxidation by Hydroxyl Radicals and Ozone in the
Aqueous Phase, 52, 3402-3411, <https://doi.org/10.1021/acs.est.7b04867>, 2018b.

Witkowski, B., al-Sharafi, M., Błaziak, K., and Gierczak, T.: Aging of α -Pinene Secondary Organic Aerosol by
Hydroxyl Radicals in the Aqueous Phase: Kinetics and Products, 57, 6040-6051,
<https://doi.org/10.1021/acs.est.2c07630>, 2023.

1000 Witkowski, B., Chi, J., Jain, P., Błaziak, K., and Gierczak, T.: Aqueous OH kinetics of saturated C_6 - C_{10} dicarboxylic
acids under acidic and basic conditions between 283 and 318 K; new structure-activity relationship parameters,
267, 118761, <https://doi.org/10.1016/j.atmosenv.2021.118761>, 2021.

Xu, L., Du, L., Tsona, N. T., and Ge, M.: Anthropogenic Effects on Biogenic Secondary Organic Aerosol Formation,
38, 1053-1084, 10.1007/s00376-020-0284-3, 2021.

1005 [Yamabe, S. and Yamazaki, S.: A DFT study of proton transfers for the reaction of phenol and hydroxyl radical
leading to dihydroxybenzene and H₂O in the water cluster, 118, e25510, <https://doi.org/10.1002/qua.25510>,
2018.](#)

Yasmeen, F., Szmigielski, R., Vermeylen, R., Gómez-González, Y., Surratt, J. D., Chan, A. W. H., Seinfeld, J. H.,
Maenhaut, W., and Claeys, M.: Mass spectrometric characterization of isomeric terpenoic acids from the
oxidation of α -pinene, β -pinene, d-limonene, and Δ^3 -carene in fine forest aerosol, 46, 425-442,
1010 <https://doi.org/10.1002/jms.1911>, 2011.

Zhao, R., Aljawhary, D., Lee, A. K. Y., and Abbatt, J. P. D.: Rapid Aqueous-Phase Photooxidation of Dimers in the
 α -Pinene Secondary Organic Aerosol, 4, 205-210, <https://doi.org/10.1021/acs.estlett.7b00148>, 2017.

Zhou, W., Mekić, M., Liu, J., Loisel, G., Jin, B., Vione, D., and Gligorovski, S.: Ionic strength effects on the
photochemical degradation of acetosyringone in atmospheric deliquescent aerosol particles, 198, 83-88,
1015 <https://doi.org/10.1016/j.atmosenv.2018.10.047>, 2019.

Zhu, Y., Tilgner, A., Hoffmann, E. H., Herrmann, H., Kawamura, K., Yang, L., Xue, L., and Wang, W.: Multiphase
MCM-CAPRAM modeling of the formation and processing of secondary aerosol constituents observed during
the Mt. Tai summer campaign in 2014, 20, 6725-6747, <https://doi.org/10.5194/acp-20-6725-2020>, 2020.

Sformatowano: Indeks dolny

Sformatowano: Indeks dolny

1020