

Measurements of atmospheric C10-C15 biogenic volatile organic compounds (BVOCs) with sorbent tubes

Heidi Hellén¹, Toni Tykkä¹, Simon Schallhart¹, Evdokia Stratigou², Thérèse Salameh², Maitane Iturrate-Garcia³

¹Atmospheric Composition Research, Finnish Meteorological Institute, 00560 Helsinki, Finland

²IMT Nord Europe, Institut Mines-Télécom, Univ. Lille, Centre for Energy and Environment, F-59000, Lille -France

³Department of Chemical and Biological Metrology, Federal Institute of Metrology (METAS), Bern-Wabern 3003, Switzerland

Correspondence to: Heidi Hellén (heidi.hellen@fmi.fi)

Abstract. Biogenic Volatile Organic Compound (BVOCs; e.g. terpenes) are highly reactive compounds typically present at sub parts per billion mole fractions in the air. Due to this, their measurements are challenging and they may suffer losses during sampling, storage and analyses. ~~In this study, the performance of an off-line technique for the measurement of BVOCs based on sorbent tubes sampling was evaluated. Even though online measurements of BVOCs are becoming more common, the use of sorbent tubes is expected to continue because they offer greater spatial coverage compared to online measurements, and no infrastructure (e.g., electricity, housing/shelter with stable temperature and humidity, sampling lines) is required for sampling. Even though online measurements of BVOCs are becoming more common, the use of sorbent tubes is expected to continue since they have greater spatial coverage compared to online GC measurements, no infrastructure is needed for sampling and a simple sampling apparatus is needed for sample collection. In this study, the performance of an off-line technique for the measurement of BVOCs based on sorbent tubes sampling was evaluated.~~ Tested compounds included 8 monoterpenes, 5 sesquiterpenes and 5 oxygenated BVOCs, which are generally either directly emitted (1,8-cineol, linalool, bornyl acetate) or oxidation products (nopinone and 4-methylacetylcyclohexene). Two sorbent materials (Tenax TA and Carboxen 1000) and four tube materials (stainless steel (SS), SilcoNert 1000, glass and glass coated SS) were used. The laboratory evaluations determined the storage stability, breakthrough volumes, suitable tube materials, recovery from ozone scrubbers and particulate filters and the sampling efficiency. In addition, an intercomparison between two laboratories was conducted. No multibed configurations were tested.

Of the sorbent materials Tenax TA showed acceptable results for these BVOCs, while with Carboxen 1000 losses and increases of some compounds were detected. Studied compounds were found to be stable in Tenax TA tubes for at least one month at -20 °C and at +20 °C. Breakthrough tests indicated that α - and β -pinene have clearly lower breakthrough volumes in the used Tenax TA tubes (4–7 and 8–26 L, respectively) than other terpenes (>160 L). SS, SilcoNert 1000 and glass were all shown to be suitable tube materials. Results from Tenax TA sorbent tube sampling agreed with online sampling for most compounds.

Heated SS tubes, sodium thiosulfate filters and KI/Cu traps were found to be suitable ozone scrubbers for studied BVOCs. Tested particle filters had a greater impact on limonene (relative difference $<+7\%$) than on α - and β -pinene (relative difference $\pm 2\%$). The laboratory intercomparison of α - and β -pinene measurements showed that in general, measured values by the two
35 laboratories were in good agreement with Tenax TA.

1. Introduction

The global atmospheric burden of biogenic volatile organic compounds (VOCs) is ~ 10 times higher than anthropogenic ones
40 (Guenther et al., 2012). The major group of biogenic volatile organic compounds (BVOCs) in the atmosphere is terpenoids. They are mainly emitted from vegetation (Sinderalova et al., 2014), but in urban areas also volatile chemical products, e.g. hygiene and cleaning products can be their sources (Hellén et al., 2012a, Steinemann, 2015; Coggon et al., 2021). A recent study by Borbon et al. (2023) indicates that even tailpipe exhausts may be a significant source of terpenoids especially in cities of the developing world. Terpenes are classified according to the number of isoprene (C_5H_8) units into monoterpenes ($C_{10}H_{16}$),
45 sesquiterpenes ($C_{15}H_{24}$) and diterpenes ($C_{20}H_{32}$). While some forests emit mainly isoprene, boreal forests, for example, are strong mono- and sesquiterpene emitters (e.g. Schallhart et al., 2018; Hakola et al., 2006, 2017; Hellén et al., 2018, 2021).

Terpenes are highly reactive with respect to atmospheric oxidants such as ozone (O_3), the hydroxyl radical (OH) and the nitrate radical (NO_3) and their atmospheric lifetimes vary from a few minutes to several hours (Navarro et al., 2014). Terpenes greatly
50 affect the oxidative capacity of the atmosphere and the formation and destruction of ozone. They also participate in the formation and growth of new particles and clouds, impacting the climate. Even small changes in BVOC emissions may substantially modify the radiative properties of clouds (Petäjä et al., 2022). Furthermore, most of the terpenes emitted have a therapeutic potential for inflammatory diseases as result of their anti-inflammatory effects as well as their function against oxidative stress (Cho et al., 2017; Kim et al., 2020).

55 Atmospheric mono- and sesquiterpenes have been studied both using direct mass spectrometric (MS) and chromatographic methods. Proton transfer reaction mass spectrometers (PTR-MSs) both quadrupole and time-of-flight (TOF) have been used for measurements of monoterpene ambient air amount fractions (e.g. Peräkylä et al., 2014) and emissions (e.g. Schallhart et al., 2018). More recently Vocus-PTR-TOFs have been used also for measurements of sesquiterpenes (Li et al., 2020, 2021). With these direct mass spectrometric techniques high time resolution (even seconds) can be achieved, but they lack the species-
60 specific information and all monoterpenes or sesquiterpenes are detected as a sum. Due to the variable reactivities of terpenes with respect to atmospheric oxidants, detailed information is needed for estimating their atmospheric impacts.

In addition to these direct MS methods, in situ chromatographic methods, where the sample is introduced directly into a thermal desorption unit of an analysing instrument, have been used for species specific detection of BVOCs of ambient air (e.g. Bouvier-Brown et al., 2009; Hakola et al., 2012; Hellén et al., 2012, 2018, 2020; Yee et al., 2018; Mermet et al., 2019, 2021)

65 and emissions (e.g. Hakola et al., 2017; Hellén et al., 2020, 2021). These in situ methods need good infrastructures with stable
room temperature and electricity. Therefore, also sorbent tubes, which can be easily transported to several locations with low
or no infrastructure, are used. With sorbent tubes, one analytical instrument in the laboratory can be used for analyzing samples
from several locations. The tubes are also re-usable. Therefore, sorbent tube sampling is a cost-effective alternative to BVOC
sampling, especially on locations where in situ measurements are not possible. However, time resolution of sorbent tubes is
70 often poor and sampling is more laborious compared to in situ “online” measurements.

Sorbent tubes are commonly used for offline sampling of VOCs in the air, both for ambient air and emission studies. While
there are standard and reference methods available for sorbent tube sampling of aromatic hydrocarbons (e.g. ISO/DIS 16017-
2 and EN 14662:2005) emitted by the different anthropogenic sources (e.g. traffic and biomass burning), much less data is
available on their suitability for different BVOCs. The most common sorbent, used in the ambient air studies of terpenes, has
75 been Tenax TA (e.g. Hakola et al., 2003; Jardine et al., 2015; Zannoni et al., 2016). In addition, carbon-based sorbents e.g.
Carbotrap (Gallego et al., 2010), Carbopack B (Oh et al., 2010), Carbograph 1 and 5 (Yanez-Serrano et al., 2018; Song et al.,
2012) and Chromosorb 106 (Sunesson et al., 1999) have been used in ambient air, lab or emission studies. Often Tenax TA is
used together with other stronger sorbents to widen the selection of the compounds, which can be measured quantitatively (e.g.
Helin et al., 2020; Jardine et al., 2015; Hakola et al., 2003; Zannoni et al., 2016).

80 There are several different types of sorbents and tube materials available, and their suitability depends greatly on the studied
compounds. Therefore, suitability of used materials should be evaluated for all compounds of interest. Tests with sorbent tubes
for analysis of some monoterpenes (α -pinene, β -pinene and limonene) have been conducted by e.g. Komenda et al. (2001),
Arnts (2010), Gallego et al. (2010), Ullah and Kim (2014), Ahn et al. (2016) and Sheu et al. (2018), but the performance of
the tubes may vary greatly even between different monoterpenes and very little information is available on their suitability for
85 sesquiterpene or C₁₀–C₁₅ oxygenated BVOC measurements (Helmig et al., 2004; Helin et al., 2020).

Since most of the studied BVOCs are highly reactive with ozone (O₃) and can be oxidized also during sampling on the sorbent
tubes, ozone scrubbers are used to remove ozone in front of them. Several different O₃ removal techniques have been used in
VOC measurements e.g. MnO₂ nets, sodium thiosulfate impregnated filters, heated stainless steel (SS) tubes, copper tubes
coated with potassium iodide and NO titration (Helmig 1997, Frick et al., 2001; Pollman et al., 2005; Hellén et al., 2012b).
90 Some of the O₃ scrubbers are known to have very short lifetime (Frick et al., 2001; Bouvier-Brown et al., 2009) while some
may suffer losses of most reactive compounds (Calogirou et al., 1996; Pollman et al., 2005). In addition to the scrubber material
or type, optimizing size and flow is also critical for achieving sufficient O₃ removal without losing the studied BVOCs (Hellén
et al., 2012b).

Filters are used to remove particulate matter in sorbent tube measurements and analyses. Particle filters are recommended to
95 avoid any contamination of all the fluidic parts of a measurement system, especially the more sensitive ones such as valves,
measurement cells, pre-concentration-traps and reactors. Guidelines mostly recommend polytetrafluoroethylene (PTFE) or
perfluoroalkoxy (PFA) membranes as well as stainless steel screens as particle filters (e.g. Steinbrecher and Weiß, 2012;
Reimann et al., 2018). VOCs are not trapped by these filters, but they may suffer on some losses.

Here the suitability of sorbent tubes for C₁₀–C₁₅ BVOC measurements was evaluated in the framework of the EMPIR (European Metrology Programme for Innovation and Research) project *Metrology for Climate Relevant Volatile Organic Compounds* (MetClimVOC, <https://www.metclimvoc.eu/>). Tested compounds included 8 monoterpenes, 5 sesquiterpenes and 5 oxygenated BVOCs, which are generally either directly emitted (1,8-cineol, linalool, bornyl acetate) or oxidation products (nopinone and 4-methylacetylcyclohexene). The laboratory evaluations determined storage stability, breakthrough volumes, suitable tube materials, recoveries from O₃ scrubbers and particulate filters and the sampling efficiency. In addition, an intercomparison between two laboratories was conducted. Based on earlier BVOC studies, two sorbents (Tenax TA and Carbpac B, 60-80 mesh) were selected for the laboratory evaluations.

2. Experimental techniques

2.1 Chemicals and materials

Methanol (≥99.9 %) for producing BVOC standards was purchased from VWR Chemicals (Gliwice, Poland) and pure solutions of the studied compounds (listed in Table 1) were purchased from Sigma-Aldrich (St. Louis, MO, USA). Tested compounds included 8 monoterpenes (α -pinene, camphene, myrcene, β -pinene, Δ^3 -carene, p-cymene, limonene, terpinolene), 5 sesquiterpenes (longicyclene, iso-longifolene, β -farnesene, β -caryophyllene, α -humulene), 5 oxygenated BVOCs (1,8-cineol, linalool, 4-acetylmethylcyclohexane (4AMCH), nopinone and bornyl acetate) as well as 3 aromatic hydrocarbons (toluene, o-xylene and 1,3,5-trimethylbenzene) for the comparison. For producing standard solutions ~30 mg of each BVOC was added to the 500 mL of methanol, which was further diluted into six different amount-of-substance fractions (a.k.a. amount fractions). For producing VOC rich air, a methanol solution containing 10–15 $\mu\text{g mL}^{-1}$ of studied terpenes was injected into zero air via a Teflon PTFE T-piece by using an automatic syringe pump (at injection flow rate of 6–15 $\mu\text{L h}^{-1}$). Zero air with a flow of 1–2 L min⁻¹ used in the tests was generated using a zero air generator (HPZA-7000, Parker Balston, Lancaster, NY, USA). The air was humidified to the desired level by bubbling a fraction of air through the ultrapure water (Milli-Q Gradient, Molsheim, France).

The tested tubes consisted of commercial Tenax TA (60/80), self-packed Tenax TA (60/80) and commercial Carbpac B (60/80, see Table S1 for more details). [The tubes were packed following the instructions by PerkinElmer Inc. \(Technical note: Packing Thermal Desorption Sample Tubes, 2007\).](#) Carbpac B has been also used in cold traps of online thermal desorption-gas chromatography-mass spectrometers (TD-GC-MSs) (e.g. Mermet et al., 2019) and in multibed sorbent tubes together with Tenax TA (e.g. Ullah and Kim 2014; Iqbal et al., 2014; Helin et al., 2020). The main tube material was stainless steel (SS), which has been the most common material also in earlier studies. In addition, a set of self-packed SilcoNert 1000 tubes with Tenax TA were used. Even though SilcoNert 1000 is not commonly used material in sorbent tube sampling, it is known to be more inert material compared to SS and its use could improve the results.

The self-packed sorbent tubes were prepared by packing empty stainless-steel or SilcoNert 1000 tubes (PerkinElmer Inc., Waltham, MA, USA) with Tenax TA (60/80) purchased from Sigma-Aldrich (St. Louis, MO, USA). Silanized glass wool

Formatted: Font: Not Italic

(Phase Separations Ltd., Deeside, UK), stainless-steel mesh (Markes International, Llantrisant, UK) and a gauze-retaining spring (Markes International, Llantrisant, UK) were used to prevent sorbent phase mixing and exiting.

135 Before the sampling, the used sorbent tubes were re-conditioned by heating to 320 °C with 50 mL min⁻¹ flow of helium for 15 minutes using a thermal desorption unit (TurboMatrix 350, Perkin-Elmer). Sampling was conducted using a pump (N 86 Laboport, KNF).

140

Table 1. List of the studied compounds with limits of quantification for Tenax TA (LOQ_T) and Carbopack B (LOQ_C) tubes and uncertainty for Tenax TA (U_T) and Carbopack B (U_C) tubes. LOQ and U (k=2) were calculated for the sampling volume of 1.5 L and amount of ~30 ng of each studied compound. The equations for calculating uncertainties can be found in the Supplement S1.

145

Compound	Class	CAS number	Molecular formula	LOQ _T (pg)	LOQ _T (pmol mol ⁻¹)	LOQ _C (pg)	U _T (%)	U _C (%)
α-Pinene	Monoterpene	7785-70-8	C10H16	30	3.6	70	7	10
Myrcene	Monoterpene	123-35-3	C10H16	80	9.6	40	7	10
β-Pinene	Monoterpene	19902-08-0	C10H16	30	3.6	20	7	25
Terpinolene	Monoterpene	586-62-9	C10H16	70	8.4	40	10	38
Camphene	Monoterpene	79-92-5	C10H16	30	3.6	40	8	18
Δ3-Carene	Monoterpene	498-15-7	C10H16	20	2.4	30	7	10
p-Cymene	Monoterpene	99-87-6	C10H14	20	2.4	20	7	8
Limonene	Monoterpene	5989-54-8	C10H16	60	7.2	20	8	18
Longicyclene	Sesquiterpene	1137-12-8	C15H24	40	3.2	20	7	30
Isolongifolene	Sesquiterpene	1135-66-6	C15H24	40	3.2	40	7	42
β-Caryophyllene	Sesquiterpene	87-44-5	C15H24	110	8.8	370	7	42
β-Farnesene	Sesquiterpene	18794-84-8	C15H24	200	16	530	7	74
α-Humulene	Sesquiterpene	6753-98-6	C15H24	30	2.4	140	7	60
1,8-Cineol	Oxygenated BVOC	470-82-6	C10H18O	30	3.2	40	7	8
Linalool	Oxygenated BVOC	78-70-6	C10H18O	90	9.5	90	8	78
4AMCH*	Oxygenated BVOC	6090-09-1	C9H14O	120	14	120	7	34

Nopinone	Oxygenated BVOC	38651-65-9	C9H14O	30	3.5	20	8	16
Bornyl acetate	Oxygenated BVOC	5655-61-8	C12H20O2	50	4.2	40	7	74
Toluene	Aromatic HC**	108-88-3	C7H8	80	14	20	7	7
o-Xylene	Aromatic HC**	95-47-6	C8H10	20	3.1	10	7	7
135TMB***	Aromatic HC**	108-67-8	C9H12	20	2.7	60	7	8

*4AMCH=4-acetyl-1-methylcyclohexene, **HC=hydrocarbon, ***135TMB=1,3,5-trimethylbenzene

2.2 Analysis

150 The sorbent tubes from the BVOC tests were analyzed using a thermal desorption unit (TD, TurboMatrix 350, Perkin-Elmer) connected to a gas chromatograph (GC, Clarus 680, Perkin-Elmer) coupled to a mass spectrometer (MS, Clarus SQ 8 T, Perkin-Elmer). These tubes were desorbed in a helium flow of 50 mL min⁻¹ at 300 °C [for 5 minutes](#). The sample was focused into a Tenax TA cold trap kept at 20 °C. From there, the sample was transferred to the GC through a heated transfer line by rapid heating up to 300 °C in a helium flow. A DB-5 column (length 60 m, internal diameter (id.) 0.25 mm, film thickness 1 μm, 155 from Agilent Technologies) was used for separation. The GC column oven temperature was initially set at 50 °C from which it was increased to 150 °C at a rate of 4 °C min⁻¹ and then at a rate of 8 °C min⁻¹ to 280 °C where it was kept for 8.75 min. The helium carrier gas flow was 1 mL min⁻¹. An online mode air sample was taken directly into the cold trap of the TD-GC-MS without first focusing into a sorbent tube. This method has been described in Helin et al. (2020). TD-GC-MS was calibrated using methanol solutions for BVOCs. Methanol solutions (5 μL) of the studied VOCs were injected into the sorbent tubes using a flow of ~80 mL min⁻¹ of nitrogen with a quality of 99.9999 % (50 L cylinder, Linde gas). Methanol was flushed away for 10 minutes. The final tubes contained 0.25–78.9 ng of the studied compounds depending on the calibration level. Six level calibration was used. Both Tenax TA tubes and multibed tubes with Tenax TA and Carbopack B were used for calibrating the instrument. [Repeatability of the calibration for the studied compounds was 2 - 4 % beign highest % for terpinolene](#). For the comparison of calibration methods, a gaseous standard from National Physical Laboratories (NPL, UK, date of issue 14th of 160 October 2020) containing 2 nmol mol⁻¹ α-pinene, Δ3-carene, 1,8-cineol and limonene was used with dual stage regulator (R200/2-6SS, Aga inc.). The gaseous standard was sampled both into the sorbents of the tubes and directly to the cold trap of TD. Sorbent tubes were sampled from the outlet of the gas cylinder valve using a T-connector and a pump (N 86 Laboport, KNF) with the sampling flow of ~100 ml min⁻¹. The main standard gas flow was kept at ~200-500 ml min⁻¹ during sampling. For the direct measurements FEP tubing (length ~0.5m, id. 1/16 inch) and flow of 40 mL min⁻¹ was used. The sampling time was 10 minutes for both methods. 170

The blanks were below detection limit for all studied compounds except toluene. For toluene, blank amounts of 0.47 ng and 0.22 ng were found in the Tenax TA and Carbopack B tubes, respectively. The quantification limits presented in Table 1 were calculated as 10 times the signal-to-noise ratio and they varied between 20 and 200 pg/tube.

Formatted: Superscript

Formatted: Superscript

Formatted: Superscript

The uncertainty was estimated for the sampling volume of 1.5 L and amount of ~30 ng of each studied compound. The calculation of the total uncertainty is described in detail in Supplement S2. The uncertainty of the studied compounds in the Tenax TA and Carboxpack B tubes was 7–10 % and 7–78 %, respectively (Table 1).

Additional TD-GC-flame ionization detector (FID) was used for particulate filter studies. Samples entered the instrument through a preconcentrator provided with three traps. In a first step of the preconcentration, samples passed through a cold multi-sorbent trap (Tenax TA and glass beads) at -135 °C to eliminate the water in the sample. Then the trap was heated to 120 °C and the sample passed along a second additional cold trap of Tenax TA at -55 °C where it was cooled and then heated to 180 °C to remove the CO₂ present in the samples. Finally, the sample reached a third trap where a flow of liquid nitrogen at -200 °C passed, then the sample was heated to 150 °C. The compounds were desorbed and injected into the GC for separation and analysis with the FID. The separation was performed using a dual capillary column system of Al₂O₃/KCl (39 m x 0.32 mm x 5 μm) for C₂–C₅ hydrocarbons and CPSil 5CB (50 m x 0.32 mm x 1.2 μm) for C₆–C₁₀ hydrocarbons. The calibration of the TD-GC-FID was performed with a NPL calibration standard containing α-pinene, β-pinene, limonene and toluene at around 4 nmol mol⁻¹ for at least 5 replicates to reassure a good repeatability. The coefficients of variation were below 2%.

2.3 Storage stability tests

The storage stability was tested by injecting known amounts (25–39 ng) of the studied compounds into the sorbent tubes as methanol solutions similarly to the preparation for the calibration tubes. Excess methanol was flushed away for 10 minutes in nitrogen (99.9999 %) flow of ~80 mL min⁻¹ before the storage and analyses. The tubes were sealed with brass Swagelok caps and PTFE ferrules. One third of the tubes (i.e. 4 commercial and 5 self-packed SS Tenax TA, 3 self-packed SilcoNert 1000 Tenax TA and 5 commercial Carboxpack B) were analyzed immediately, one third were kept at room temperature (~22 °C) for one month and one third was kept at -20 °C for one month before the analysis.

The relative difference of the BVOCs in the sorbent tubes kept at a) +22 °C and b) -20 °C for one month compared to the tubes analyzed immediately was calculated using Eq. (1):

$$Rel. diff_i = \frac{m_i - m_0}{m_0} \cdot 100\% \quad (1)$$

where m_i is the mass (ng) of studied compounds in the tubes after storage period of i and m_0 is the mass (ng) of studied compound in the tubes analyzed immediately after the preparation.

2.4 Breakthrough volumes

To determine safe sampling/breakthrough volumes of BVOCs, breakthrough tests were conducted. BVOCs were injected into the zero air flow to produce BVOC rich air with amount fractions of 0.2–10 nmol mol⁻¹. Most of the tests were conducted

with methanol solutions of BVOCs injected into the zero air [producing amount fractions of 0.1–0.9 nmol mol⁻¹](#). However, two additional tests were conducted for α - and β -pinene using a portable generator of reference gas mixtures (ReGaS2; Pascale et al., 2017, See Supplement S1 for more details) – based on the permeation method (ISO 6145-10:2002) – to check if methanol injected with BVOCs into the zero air affected the breakthrough volumes. [In ReGaS2 tests amount fractions of ~ 10 nmol mol⁻¹ were used.](#)

Formatted: Superscript

Sorbent tubes were attached onto the inlet of the instrument and the amount fraction levels breaking through the tubes were followed online with the TD-GC-MS. Breakthrough (B) was calculated following the Eq. (2):

$$B = \frac{X_{out}}{X_{in}} \cdot 100\% \quad (2)$$

where X_{in} is the amount fraction of VOCs in the air flushed into the tube and X_{out} is the amount fraction in the air coming out from the tube.

Breakthrough volumes were defined as a volume when 5 % of the injected amount fraction passes through the tube i.e., the volume when $B = 5\%$ (EN 14662-1).

2.5 Sampling efficiency

To study the suitability of the used calibration method, a comparison with reference gas from NPL containing 2 nmol mol⁻¹ α -pinene, Δ^3 -carene, 1,8-cineol and limonene was conducted by calibrating the instrument with methanol solution and analyzing the reference gas with the online mode of the instrument. Three sampling times 10, 20 and 30 minutes were used with a flow of 40 mL min⁻¹. The expected sample masses were 4.3–4.7 ng, 8.5–9.3 ng and 12.8–14 ng for 10, 20 and 30 minute sampling, respectively. Three replicate samples were taken with each sampling time.

The relative differences between the amount fractions of the studied compounds in the sorbent tubes compared to the expected amount fractions were calculated using the Eq. (3):

$$Rel. diff_j = \frac{m_j - m_e}{m_e} \cdot 100\% \quad (3)$$

where m_j is the mass (ng) of studied compound in the tubes (j) and m_e is the expected mass (ng).

Linearity of the response related to the sampling amount was used as one indication of the sampling efficiency. The sampling efficiency of the sorbent tubes was also studied by comparison with online TD-GC-MS results. The studied compounds were injected as methanol solutions into the zero air flow and the amount fraction levels were measured in parallel with different sorbent tubes and an online TD-GC-MS. Both commercial and self-packed, SS and SilcoNert 1000 Tenax TA tubes as well as commercial Carboxpack B tubes were tested. The sampling efficiency of the sorbent tubes was estimated by sampling different

240 amounts/volumes and by comparing the results to online TD-GC-MS results. The flow used for sorbent tube sampling was
~200 mL min⁻¹. Tests were conducted at two different relative humidities (RH ~30 % and ~70 %)→. The air was humidified
for desired level by bubbling a fraction of air through ultrapure water (Milli-Q Gradient, Molsheim, France). The RH was
measured with a Vaisala HMI 33 device (probe HMP 35, Vaisala, Helsinki, Finland). The sampled volumes for tubes were 3,
6 and 12 L and for the online sampling 0.6, 1.2 and 2.4 L. Sampled amounts were 2–80 ng/tube. The recovery of the sorbent
245 tubes was compared to the recovery of the online sampling.

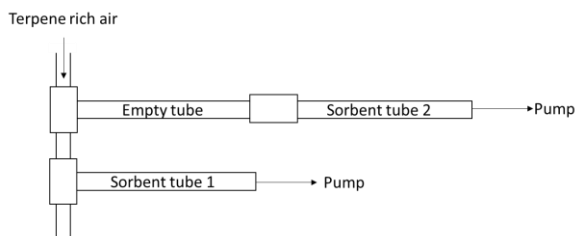
An additional test of linearity was conducted, using only commercial Tenax TA tubes, by taking five different sample volumes
(0.4, 0.6, 0.8, 1.0 and 1.2 L) from the ReGaS2 outlet. Amount fractions obtained by sampling different volumes were compared.
The sampled amount of α -pinene in the tubes varied from 14 ng to 44 ng. The commercial Tenax TA tubes were also compared
with online TD-GC-MS while sampling from the ReGaS2 permeator. Both tubes and online samples were taken for 15 minutes
250 with a flow of 40 mL min⁻¹ (sample volume 0.6 L).

Additional sampling efficiency tests were conducted for α -pinene, Δ^3 -carene, 1,8-cineol and limonene with the 2 nmol mol⁻¹
reference standard gas (NPL, UK). Samples were taken from the gas into the commercial and self-packed Tenax TA
and commercial Carboxen B tubes with a sampling flow of ~100 mL min⁻¹ and sampling time of 10 min. Three replicates were
taken of each type of tube. Samples were analyzed with the TD-GC-MS using the calibration with methanol solutions, which
255 was also used in the other experiments and detected amounts were compared to expected amounts. At the same time samples
were taken using online mode of the TD-GC-MS.

2.6 Tests with different tube materials

To study the impact of the sorbent tube materials on the recoveries, BVOC rich air was flushed through empty sorbent tubes
260 made of SS, glass coated SS, glass and SilcoNert 1000 and the relative difference to the situation where empty tube was not
used in front of sorbent tube was followed (Eq. 4, Fig. 1). To produce terpene rich air for the test, studied compounds were
injected as methanol solutions into the zero air flow. Sorbent tube samples were taken from the terpene rich zero air flow with
(sorbent tube 2) and without (sorbent tube 1) an empty tube attached in front (Fig. 1). The sampling time was 30 minutes and
the flow was 100 mL min⁻¹. The sampled masses of the individual compounds were ~14-23 ng/tube. The relative difference
265 between the masses found in the sorbent tube 1 (m_1) and 2 (m_2) was calculated following Eq. (4):

$$Rel. diff_x = \frac{m_2 - m_1}{m_1} \times 100\% \quad (4)$$



270

Figure 1. Set up for studying losses on the wall of the sorbent tubes.

275 2.7 O₃ scrubber tests

To determine the effect of different O₃ scrubbers on amount fractions of the studied BVOCs methanol solutions of them were injected into a zero air flow and measured upstream and downstream of the scrubbers with and without ozone. Four O₃ scrubber types were used; a heated stainless-steel tube (heated SS) at 120 °C, a filter impregnated with sodium thiosulfate (Na₂SO₃), manganese dioxide (MnO₂) net, and a copper tube coated with potassium iodide (KI/Cu). Table 2 presents the details of the used scrubbers. The used ozone level was ~40 nmol mol⁻¹. Flows through the scrubbers were set at 1.0, 0.1, 0.08 and 0.1 L min⁻¹ for KI/Cu, MnO₂, Na₂SO₄ and heated SS-scrubbers, respectively. New and aged scrubbers were tested. This procedure was performed at relative humidity values 30–36 % and at room air temperature (~22 °C). A detailed schematic of the setup is depicted in supplement Fig. S1.

280

285

Sorbent tube (Tenax TA 60-80/Carbopack B 60-80) sampling was conducted with a flow of ~80 mL min⁻¹ and a sampling time of 15–60 minutes. Simultaneous samples were always taken upstream and downstream of the scrubbers. The relative difference (Rel.diff_o) of the masses found in the samples with (m_w) and without (m_{wo}) O₃ the scrubbers was calculated from Eq. (5):

290

$$Rel.diff_o = \frac{m_w - m_{wo}}{m_{wo}} \times 100\% \quad (5)$$

295 **Table 2.** Ozone scrubbers used in the tests

Type	Description
Na ₂ S ₂ O ₃	PFA filter holder (Entegris, in-line filters with integral ferrule connection, Art.nr. 511-1 (1/8") or 511-2 (1/4")), O ₃ filter (Pall, Pallflex T60A20) custom-made impregnation by overnight soaking in a saturated sodium thiosulfate solution, baked out at 150°C for 2_h after impregnation and a PTFE filter, pore size 20-30 micron (Entegris, Art.nr. 511-5, cut to 20mm diameter filters, baked out at 100°C for 1 h). Aging: flushed with a flow of humidified air (0.07 L min⁻¹) enriched with ~44 nmol/mol of O₃ for 10 days.
Heated SS	1/8" stainless steel tubing (grade 316), length 0.3 m, heated up to 120_°C, cleaned by flushing with water, acetone and methanol before use. Aging: flushed with a flow of humidified air (0.1 L min⁻¹) enriched with ~44 nmol/mol of O₃ for 10 days.
MnO ₂	Commercially available ozone scrubber which is used in Thermo Fisher Scientific ozone monitors. (Thermo Scientific PN 14697 ozone scrubber for 49i, Contrec AG, Dietikon): Aging: Flushed with a flow of humidified air (1 L min⁻¹) enriched with 120 nmol/mol of O₃ for 216 h.
KI/Cu	1/4" copper tubing inner surface coated with potassium iodide (KI), length 1 m. Prepared by coating internally for 3 hours with a semi-saturated solution of KI (12.75 g of KI in 20 ml of demineralized water). Then dried under a constant flow of zero air for at least 3 hours. Aging: used at a French rural measurement site for 2 measurements/week at flow rate 1 L min⁻¹ for 4 hours over one month and a half with O₃ mixing ratio of 40 – 60 nmol mol⁻¹.

Formatted: Font: Not Italic

Formatted: Superscript

Formatted: Font: Not Italic

Formatted: Font: Not Italic, Subscript

Formatted: Font: Not Italic

Formatted: Superscript

Formatted: Subscript

2.8 Tests for particulate filters

Three types of particle filters were tested; Balston filters, PTFE membranes, SS screens (Table 3) to evaluate possible BVOC losses on filters commonly used in their measurements and analyses. Experiments were performed using a NPL gaseous standard cylinder containing α -pinene, β -pinene, limonene and toluene. Measurements with and without the particle filters were performed at a sampling flow rate of 0.100 L min⁻¹ and at 65-75 % relative humidity. The measured amount fractions were ~1 nmol mol⁻¹. While other studies were conducted using a TD-GC-MS, these experiments were conducted using a thermal desorption unit connected to a TD-GC-FID.

For the blanks, we conducted at least three injections of zero air into the TD-GC-FID to verify the background of the zero air and subsequently the filters [were](#) inserted into the inlet of the system to verify the background of each filter. Subsequently, the targeted compounds were inserted into the system and measurements with and without the filter were conducted for 3 to 4 repetitions. Supplement Fig. S2 shows the set-up of these experiments.

310 After considering the zeros and calculating the net normalized signal ($NET = M_{\text{measured}} - M_{\text{zero}}$, where M is the measured quantity) the relative differences (Eq. 6) between the value measured upstream the particle filter (M_{WOF}) and the value measured downstream the filter (M_{WF}) were calculated.

$$Rel. diff_o = \frac{M_{wf} - M_{wof}}{M_{wof}} \times 100\% \quad (6)$$

315

Table 3. Type of particle filters used for the tests.

Filter	Type/Supplier	Particle size (μm)	Comment
Balston new	Disposable filter unit/	2	New filter
Balston aged	Parker Balston Part number 9933-05-BQ	2	New Filter that has been used in earlier laboratory experiments
PTFE new	Hydrophobic PTFE	5	New filter
PTFE aged	membrane filter/ Sartorius Part number 11842	5	Filter charged indoors for 60 h with a flow of 10 L min^{-1}
Stainless steel new (F2)	Stainless steel filter support +	0.5	New filter
Stainless steel aged (F2)	filter element/ Swagelok Part number SS-4F-K4-05	0.5	New Filter that has been charged indoors for 41 h with a flow of 0.2 L min^{-1}
Stainless steel used (F_{used})	Part number SS-4F-K4-2	2	Filter used in a field campaign

2.9 Laboratory intercomparison

320 To evaluate the performance of the sorbent tubes under study, FMI and IMT Nord Europe conducted an interlaboratory comparison. For that purpose, IMT Nord Europe loaded 16 Tenax TA (mesh 60/80) and 16 Carbox B (mesh 60/80) SS tubes with α -pinene, β -pinene and toluene using ReGaS2. The loading flow was 50 mL min^{-1} for each tube. Half of the tubes of each sorbent material were loaded in 15 minutes and the other half in 30 minutes (see Supplement S1). Four sorbent tubes of each sorbent type were not loaded (i.e. blanks). The blanks were transported together with the sampling tubes to assess potential contamination during the transport. Each laboratory analyzed half of the tubes (including blanks).

325

FMI analyzed the tubes within two weeks after sampling using the TD-GC-MS methods described in this study and IMT Nord Europe performed the analysis immediately after sampling with a TD-(TurboMatrix 350, Perkin Elmer, United States) GC connected to a flame ionization detector (FID) (Clarus 680, Perkin Elmer) and a mass spectrometer (MS) (Clarus SQ8T, Perkin

Elmer). The calibration of the TD-GC-FID/MS was performed with a NPL (UK, date of issue 20th March 2020) calibration standard containing NMHCs from C₂ to C₉ (including toluene) and 3 monoterpenes (α -pinene, β -pinene, limonene) at around 4 nmol mol⁻¹. In order to cover the range of the amount fractions, we have established the linearity curve with different sampling duration (15, 30 and 60 minutes), while maintaining the same sampling flow (21 mL min⁻¹). The analytical method used by IMT Nord Europe has been described in detail by Debevec et al. (2021) and references therein.

3. Results and discussion

3.1 Storage stability

The National Institute for Occupational Health and Safety (NIOSH, US) recommends that if the average quantitative measurements of the samplers differ from the set analyzed on day 0 by more than 10 %, the method in question does not meet the sample storage stability criterion (Kennedy et al., 1996). Here one month storage stability in sorbent tubes was tested. For that purpose, both self-packed and commercial Tenax TA tubes and commercial Carboxpack B tubes were used.

All studied compounds were relatively stable for one month in all tested Tenax TA tubes both [stored](#) at -20 °C and +22 °C (Fig. 2). The mean relative differences in the Tenax TA tubes kept at -20 °C and at +22 °C for one month compared to tubes analyzed immediately were -7 % to +13 % and -16 % to +16 %, respectively. These differences indicated that storage in a freezer may slightly improve the storage stability. No [significant](#) differences were detected between the SilcoNert 1000 and SS tubes or between self-packed and commercial tubes. Additionally, in earlier studies many monoterpenes have been found to be stable in Tenax TA or in multibed sorbents containing Tenax TA for at least 14–62 days (Sunesson et al., 1999; Sheu et al., 2018; Helin et al., 2020). α -Pinene was stable even after 12 months of storage (Demichelis et al., 2009). However, Volden et al. (2005) had a recovery of only 69 - 93 % for α -pinene and β -pinene in Tenax TA after storage of 7, 14 and 28 days at 5 °C and 20 °C. Earlier data on other BVOCs is more limited. Helin et al. (2020) studied several mono- and sesquiterpenes in Tenax TA – Carboxpack B multibed sorbents and monoterpenes were recovered at 101±2 %, 93±5 % and 97±4 % after 5 days, 1 month and 2 months of storage at 4 °C, respectively. Similarly, sesquiterpenes recovered on average at 104±2 %, 89±3 % and 94±5 % after 5 days, 1 month and 2 months of storage, respectively.

In Carboxpack B tubes there were significant losses of most terpenes and only α -pinene, myrcene, p-cymene and 1,8-cineol had 100±10 % recovery at both temperatures (Fig. 2). Even though it would be expected that the compounds would be more stable at -20 °C relative to +20 °C, sometimes even larger deviations were observed in Carboxpack B at -20 °C. Some deviations were detected also in the tubes analysed immediately possibly for example due to incomplete desorption or reactions on the sorbent surface. The recovery of camphene was clearly higher than expected (>170 %), which indicates that the isomerization of terpenes is occurring in the tubes. It is also possible that some of the terpenes (especially sesquiterpenes) are not fully desorbed from the tubes during the analysis. For aromatic hydrocarbons the results were also good for the Carboxpack B tubes, which was expected based on earlier studies (e.g. Hellén et al., 2002).

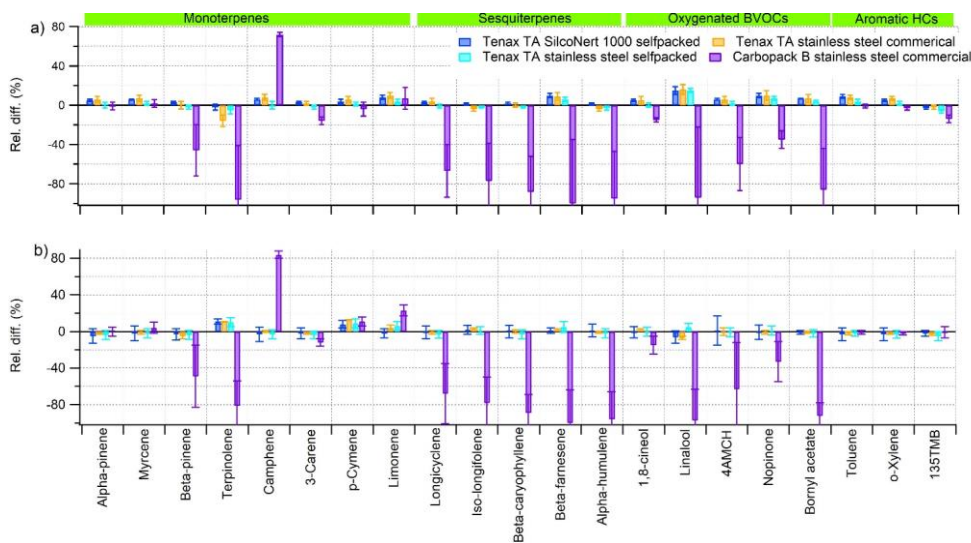


Figure 2. Relative difference of the sorbent tubes kept at a) +22 °C and b) -20 °C for one month compared to the tubes analyzed immediately. Error bars show the standard deviation (1σ) of the replicates ($N = 4, 5, 3$ and 5 for Tenax TA stainless steel commercial, Tenax TA stainless steel self-packed, Tenax TA SilcoNert 1000 self-packed and Carbpac B commercial, respectively)

3.2 Breakthrough volume

Camphene and α - and β -pinenes had the lowest breakthrough volumes of the studied compounds. The breakthrough volumes of camphene, α - and β -pinenes in the Tenax TA tubes were 4–16 L, 5–16 L and 8–26 L, respectively (Table 4). Some breakthrough was detected also for Δ^3 -carene, limonene and 1,8-cineol with breakthrough volumes of 33–156 L, 38–158 L and 16–76 L, respectively. For the self-packed tubes, the volumes were lower than for the commercial ones. For the commercial tubes breakthrough volumes for RH 70% were lower than for RH 30%. The impact of RH was not detected for the self-packed tubes. The retention of the compounds on the sorbent is based on the competition of the analyte with other molecules in air. Even though Tenax TA is a hydrophobic sorbent at high humidity some water may still be adsorbed, or water may condense onto the tube impacting the sorption of other compounds. In earlier studies [the](#) impact of RH on Tenax TA retention was not clear since often Tenax TA was studied in multibed sorbents. In their breath sample studies Wilkinson et al. (2020) found that

high relative humidity during sampling generally reduces the ability of Tenax TA/Carbograph sorbent tubes to capture volatile compounds. However, since the impact was more pronounced for the less volatile compounds with higher breakthrough volumes, they speculated that impact is other than breakthrough. Ho et al. (2017) found significant impacts of RH on retention of C₂-C₅ aliphatic hydrocarbons in multisorbent (Tenax TA- Carbograph 1 TD- Carboxen 1003) tubes. The breakthrough volumes for C₂ aliphatic compounds were reduced by ~~13-22 fold~~ 95 % under 90 % RH and the main impact was expected to be through the less hydrophobic sorbent Carboxen 1003. For >C₅ compounds no breakthrough was detected by Ho et al. (2017). In the studies of Maceira et al. (2017) humidity problems were demonstrated with carbon-based tubes, while Tenax-based tubes did not display any influence. Our tests with commercial tubes at 30 % humidity were done for the totally new tubes and this could also ~~also~~ explain the higher retention. In the tests under 70 % humidity conducted after the tests of 30 % humidity, any difference between commercial and self-packed tubes was not that clear. However, tests with a ReGas2 generator with commercial tubes at RH 30% conducted later show slightly higher breakthrough volumes, but not as high as for the first tests (Fig. 3), indicating some influence of RH. Increasing the temperature of the sorbent tube to 10 °C above the temperature of the air sample could reduce the interference of the humidity (Karbiwnyk et al. 2002). Also, a bit lower amount fractions used for the commercial tubes in the tests with methanol solutions may have had an impact (Table 4).

No breakthrough was detected for the other BVOCs in Tenax TA tubes even with a sampling volume of 160 L. There was no breakthrough for the studied compound through the Carbopack B tubes. Results for α - and β -pinenes from permeator tests were similar as with methanol injection (Fig. 3) and, therefore, methanol used as solvent was not expected to have significant effect on the breakthrough volumes.

Table 4. Breakthrough volumes (V_{brkt}, 5 %) of BVOCs measured by injecting methanol solutions of studied compounds into zero air. Values in parentheses are the amount fractions (nmol mol⁻¹) of the studied BVOCs in the sampled air.

Relative humidity	V _{brkt} (L) (amount fraction nmol mol ⁻¹) Tenax TA commercial Tenax TA	V _{brkt} (L) (amount fraction nmol mol ⁻¹) Tenax TA self-packed Tenax TA	V _{brkt} (L) (amount fraction nmol mol ⁻¹) Carbopack B commercial Carbopack B
	V _{brkt} (L)	V _{brkt} (L)	V _{brkt} (L)

Formatted: Superscript

Formatted: Indent: Left: 0 cm

Formatted Table

α -pinene	30	16 (0.1)	5 (0.5)	>100 (0.8)
	70	7 (0.2)	7 (0.4)	>160 (0.3)
β -pinene	30	26 (0.1)	8 (0.4)	>100 (0.2)
	70	11 (0.2)	9 (0.4)	>160 (0.3)
Camphene	30	16 (0.1)	4 (0.4)	>100 (0.8)
	70	7 (0.2)	7 (0.4)	>160 (0.3)
Δ 3-Carene	30	156 (0.1)	33 (0.3)	>100 (0.9)
	70	59 (0.2)	43 (0.3)	>160 (0.3)
Limonene	30	158 (0.1)	>45 (0.3)	>100 (0.9)
	70	>100 (0.2)	38 (0.3)	>160 (0.2)
1,8-cineol	30	76 (0.1)	16 (0.3)	>100 (0.9)
	70	28 (0.2)	21 (0.3)	>160 (0.2)
Other BVOCs	30	>160	>45	>100
	70	>100	>45	>160

410 Estimates of breakthrough volumes can be found in the literature, but most earlier studies have included only α -pinene, β -pinene and/or limonene (Arnts, 2010; Gallego et al., 2010; Sheu et al., 2018) while in our study several BVOCs were tested. These earlier results are in accordance with our findings on α - and β -pinene having lower safe sampling volumes in Tenax TA (4-7 L) than limonene (≥ 38 L). In addition to this, our study found that other C₁₀-C₁₅ BVOCs have also higher safe sampling volumes except camphene, which was breaking through at same volumes as α - and β -pinene. In studies on Tenax TA in multibed tubes together with stronger carbon-based sorbents, (Veenas et al. 2020, Helin et al. 2020, Komenda et al. 2001) much higher breakthrough volumes (even >24 L) were detected even for α - and β -pinene (Veenas et al. 2020, Helin et al. 2020, Komenda et al. 2001). Additionally, this is in accordance with our results on breakthrough volumes in Carbopack B tubes being very high (>160 L) for all studied compounds. Due to lower amount of each sorbent in multibed tubes, especially α - and β -pinene may be breaking through the Tenax TA into the carbon-based sorbent at very low sampling volumes. The behaviour of the compounds in these carbon-sorbents should be also considered as shown by losses and possible isomerization of some terpenes (e.g. β -pinene) in Carbopack B in this study.

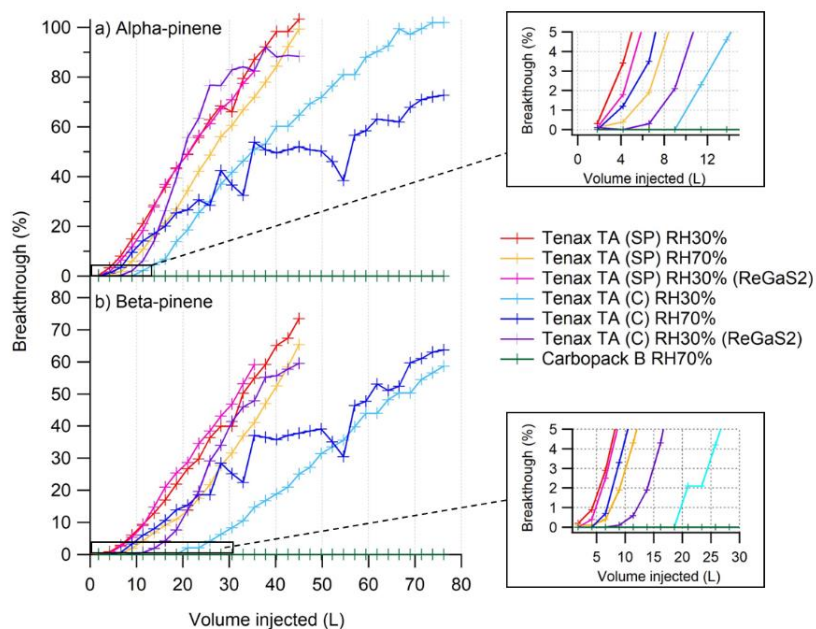


Figure 3. Breakthrough of a) α -pinene and b) β -pinene from Tenax TA and Carbopack B sorbent tubes (SP=self-packed tube, C=commercial) at relative humidity of 30 % and 70 %. Monoterpenes were either injected into the zero air as methanol solutions or generated by the portable generator (ReGaS2).

3.3 Sampling efficiency

From the comparison between the NPL gas standard and the methanol solution calibration methods, relative differences of other compounds were within ± 10 % criteria, but for limonene a slightly greater (-20 to -15 %) difference to the expected amount fraction of the NPL reference gas was detected (Fig. 4a). All three different sampling times showed similar recoveries. However, with an increased sampling time the standard deviation between the replicates clearly decreased.

435

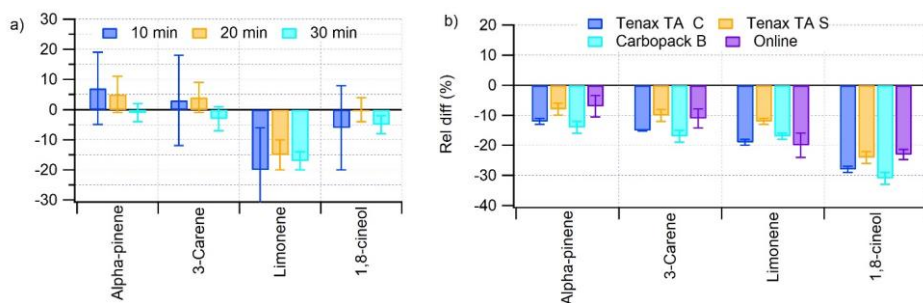


Figure 4. a) Relative difference between the measured and expected amount of NPL gas standard with different online mode sampling times. b) Relative difference between the measured and expected amount of NPL gas standard flushed into different tubes (C=commercial, S=self-packed) or analyzed with the online mode of the instrument (online). Error bars show the standard deviation between the three replicate samples. For both tests the instrument was calibrated with methanol solutions of BVOCs.

For most of the studied BVOCs, Tenax TA tubes showed good linearity with the used sampling volumes (3, 6 and 12 L) and sampled amounts (2–80 ng). Examples of the linearity fits can be found in Supplement Fig. S2. Decreased amount fractions (~25 % lower than expected) were detected for α - and β -pinene and camphene with self-packed tubes with the highest sampling volume of 12 L. This is in accordance with the breakthrough volume results where the breakthrough volume of camphene, α - and β -pinene was 4 L, 4 L and 8 L, respectively. In addition, it was not possible to verify the linearity of sesquiterpenes due to instabilities in production of sesquiterpene rich air. Comparisons between the tubes and online samples taken at the same time periods were still possible. Especially linalool and β -farnesene had higher yields in Tenax TA sorbent tubes compared to online sampling (Fig. 5). In earlier studies, these compounds have been found to have losses in online sampling systems (Helin et al., 2020).

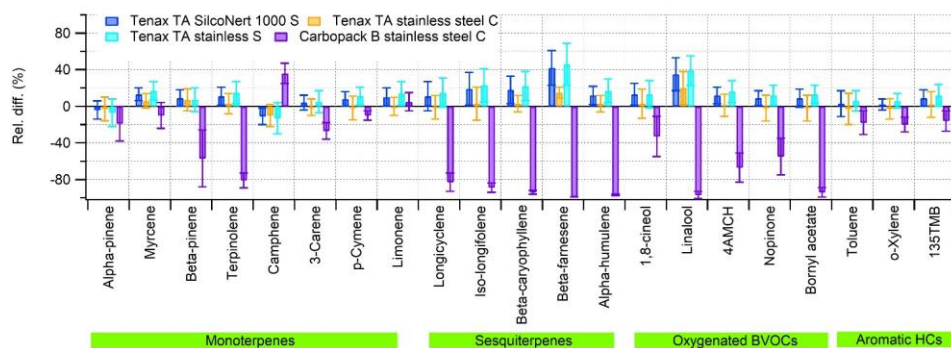


Figure 5. Relative difference (%) of the sorbent tubes (C=commercial, S=self-packed) compared to the online sampling results i.e. the ratio of the difference between the sorbent tube and online sampling amount fractions to the online amount fractions. The relative humidity of the sampling air was ~70 %. Error bars show the standard deviation of the three replicate tubes taken with each sorbent sampling volumes (3, 6 and 12 L).

No clear difference between SilcoNert 1000 and SS tubes were detected in the linearity tests nor in comparison with online samples (Figs 5 and S2). The mean standard deviation of the six sets of parallel SilcoNert 1000 and SS tube samples was 4 %. Tests were conducted at relative humidity of 30 % and 70 %. The humidity of the sampling air did not influence the results. In Carpack B tubes most of the compounds had severe losses at all sampling volumes (Fig. 5). At the same time, the amount fraction of some terpenes (e.g. camphene) increased. This indicates that some terpenes can be isomerized forming other terpenes in the Carpack B tubes.

In the additional test using ReGas2, where sampled amounts of α -pinene varied from 14 ng to 44 ng, high linearity was observed. The standard deviation between the amount fractions measured with different sampling volumes was 1.2 %. For β -pinene the amount fractions produced by ReGas2 were out of the calibration range of the TD-GC-MS. The amounts of β -pinene collected varied from 40 ng to 103 ng while the highest calibration point was 69 ng. Possibly due to the exceeded calibration range, the amount fractions measured at higher volumes of 1.0 L (88 ng) and 1.2 L (103 ng) were 11 % and 16 % lower than the amount fraction measured with only 0.4 L (40 ng), respectively.

The commercial Tenax TA tubes were also compared with online TD-GC-MS while sampling from ReGas2. Both tubes and online samples were taken for 15 minutes with a flow of 40 mL min⁻¹. The α -pinene, β -pinene and myrcene amount fractions in the tubes were 95 %, 100 % and 120 % of the online amount fractions, respectively.

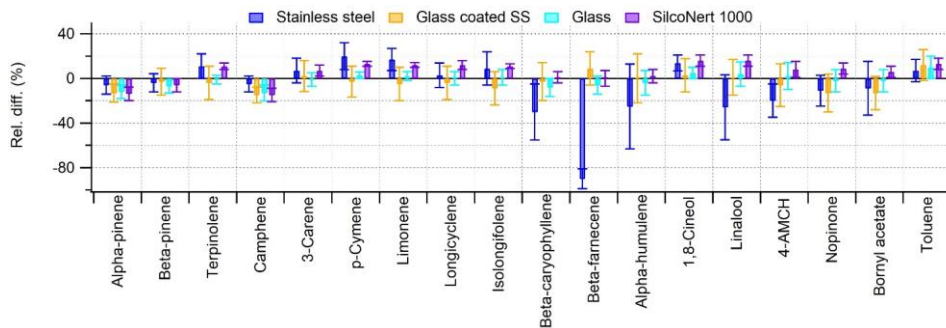
475 In the sampling efficiency tests using the NPL gas standard, slightly lower than expected amounts were measured especially
for 1,8-cineol with both sorbent tubes and the online TD-GC-MS (Fig. 4b). For sorbent tubes the relative differences to the
expected amounts of α -pinene, Δ^3 -carene, limonene and 1,8-cineol were -12 to -8 %, -17 to -10 %, -19 to -12 % and -31 to -
24 %, respectively. For online TD-GC-MS the relative differences to the expected amounts of α -pinene, Δ^3 -carene, limonene
and 1,8-cineol were -7 %, -11 %, -20 % and -23 %, respectively.

480

3.4 Impact of tube material

The results show that the relative differences with different tube materials, were between -15 % and +20 % for most
compounds. This is expected to be within uncertainty of this test set up. Higher than average uncertainty (Table 1) was caused
by the fluctuations in sampling flows and drifts of the MS response. However, there were clear losses of some sesquiterpenes
485 (β -caryophyllene, β -farnesene and α -humulene) and oxygenated BVOCs (linalool and 4-AMCH) on SS tubes (Fig. 6). For
these SS tubes slightly higher amounts of p-cymene and limonene were also detected.

Earlier studies by Helin et al. (2020) showed significant losses of β -farnesene, α -humulene, some oxygenated sesquiterpenes
and diterpenes as well, when using empty SS tubes. In their studies, the recoveries were significantly improved by using glass
tubes. SilcoNert 1000, which was found in this study to be a suitable material too, was not tested in the earlier study. When
490 the tubes are filled with sorbent material, the tube surface is much smaller and therefore the sample has less contact with the
tube walls and the losses are expected to be smaller. This is supported by the other tests of our study, where losses of these
compounds were not detected (e.g. storage stability or sampling efficiency).



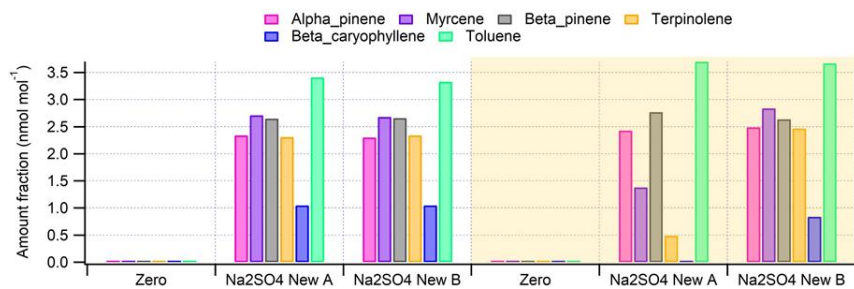
495

Figure 6. Relative difference of the studied BVOCs flushed through the empty tubes (SS=stainless steel) compared to the no tube used situation (see Fig. 1 for the test set up).

3.5 Recoveries from the ozone scrubbers

500 Fig. 7 depicts an example of average amount fractions of the compounds, without (A) and with the ozone scrubber (B), with (shaded) and without (unshaded) ozone. Much lower amount fractions were detected especially for myrcene, terpinolene and β -caryophyllene without O_3 scrubbers when 40 nmol mol^{-1} of O_3 was generated. This was expected since these BVOCs are most reactive with O_3 .

505



510 **Figure 7.** Example of amount fractions of studied compounds at each step of the experiment without (A) and with the sodium thiosulfate ozone scrubber (B). Shaded areas represent periods where ozone was generated with amount fraction of $\sim 40 \text{ nmol mol}^{-1}$.

515 The relative difference of samples with and without O_3 scrubbers calculated by Eq. 5 are presented for the tests without O_3 in Table 5. Generally, new scrubbers were suitable for most of the BVOCs with a relative difference below 5 % with some exceptions such as KI/Cu for β -farnesene, $Na_2S_2O_3$ for linalool, heated SS for linalool and bornyl acetate (Table 5). However, MnO_2 -scrubbers suffered from the losses of some monoterpenes, all sesquiterpenes and all oxygenated BVOCs while the recoveries of aromatic hydrocarbons were good. MnO_2 scrubbers have been commonly used in monoterpene measurements (e.g. Hakola et al., 2003, 2009), but also in earlier tests they have been found to be unsuitable for sesquiterpenes (Calogirou et al., 1996; Pollmann et al., 2005). In their studies Pollmann et al. (2005) recommended NO titration or sodium thiosulfate-impregnated filters as suitable O_3 removal method.

520

Table 5. Relative difference between the samples taken with and without new and aged O₃ scrubbers for BVOCs and aromatic hydrocarbons and the flow through the scrubber during sampling.

Scrubber type	Relative differences (%)							
	Na ₂ S ₂ O ₃		heated SS		KI/Cu		MnO ₂	
	at 80 mL min ⁻¹ new	aged	at 100 mL min ⁻¹ new	aged	at 1000 mL min ⁻¹ new	aged	at 100 mL min ⁻¹ new	aged
<u>Monoterpenes</u>								
α-pinene	-2	2	0	4	-1	-1	0	0
myrcene	-1	1	-2	4	-1	-1	-6	0
β-pinene	0	2	-2	2	-1	-1	0	-7
terpinolene	1	3	-2	6	0	3	-27	-33
camphene	-2	1	0	3	-3	-1	-1	6
Δ ³ -carene	1	4	-2	5	-1	1	1	4
p-cymene	-1	2	-2	4	-1	0	-1	4
limonene	-1	2	-2	6	-2	0	-1	9
<u>Sesquiterpenes</u>								
longicyclene	1	6	-2	7	1	3	-54	-45
iso-longifolene	1	0	-2	8	3	3	-66	-58
β-farnesene	-8	-7	-6	7	-11	-22	-100	-100
β-caryophyllene	0	4	-4	7	5	-5	-98	-96
α-humulene	3	7	-6	10	6	-6	-100	-100
<u>Oxygenated BVOCs</u>								
1,8-cineol	-2	3	-2	2	-3	1	-51	-46
linalool	-12	-3	-10	1	2	-18	-100	-100
nopinone	-4	1	-8	3	0	0	-100	-100
bornyl acetate	-6	1	-16	6	2	-1	-100	-100
<u>Aromatic HCs</u>								
toluene	-2	0	-2	3	-2	-2	0	2

o-xylene	-1	2	-1	3	-1	0	0	3
135TMB	-3	2	-2	4	0	-2	0	3

530 All O₃ scrubbers have limited ozone removal capacity and they must be changed and checked regularly depending on the season, the use and the ozone amount fractions. Since the O₃ removal efficiencies and BVOC recoveries are highly dependent on the used flows and sizes of the scrubbers (Hellén et al., 2012), the results here are valid only for the scrubber types and flows presented in Tables 2 and 5. For SS scrubber heating is also essential for both ozone removal and BVOC recovery.

535

3.5 Recoveries of terpenes from particle filters

The relative differences between the quantities measured without the particle filter and the quantities measured with the filter were calculated (Eq. 6). The results are depicted in Fig. 8.

540 Based on the results the application of a particle filter can affect the measured quantities of monoterpenes, mainly limonene, in the range of $\pm 6\%$. All filters types affect limonene more ($<+7\%$) than α -pinene and β -pinene ($\pm 2\%$). The higher reactivity of limonene may explain this (Hellén et al. 2018). In addition, it is evident that a filter that has been used in a field campaign for longer time ($SS_{\text{used}}(F_{\text{used}})$) compared to a filter that has been changed shortly indoors ($SS_{\text{aged}}(F_2)$) can lead to higher differences. Thus, attention should be paid to the type of filters used for ambient measurements as well as to the maximum duration of use.

545

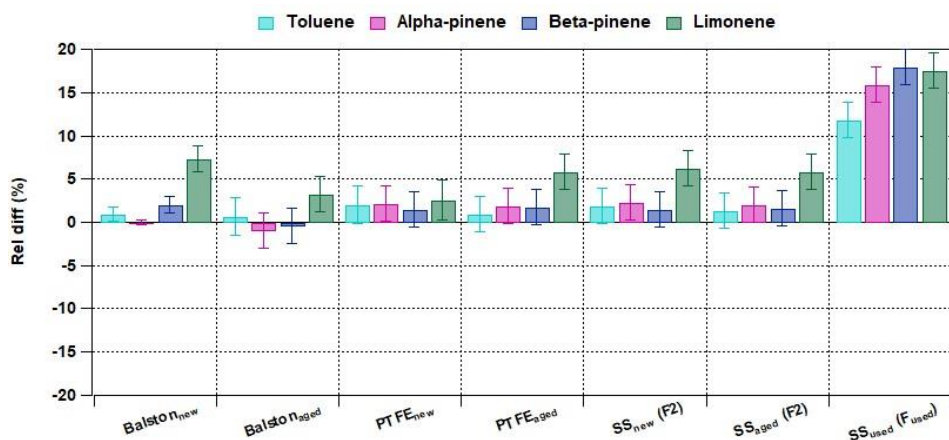


Figure 8. Relative difference between the measured quantities without and with the particle filters for terpenes and toluene.

550 Error bars represent 1 σ .

3.6 Intercomparison of the sorbent tubes

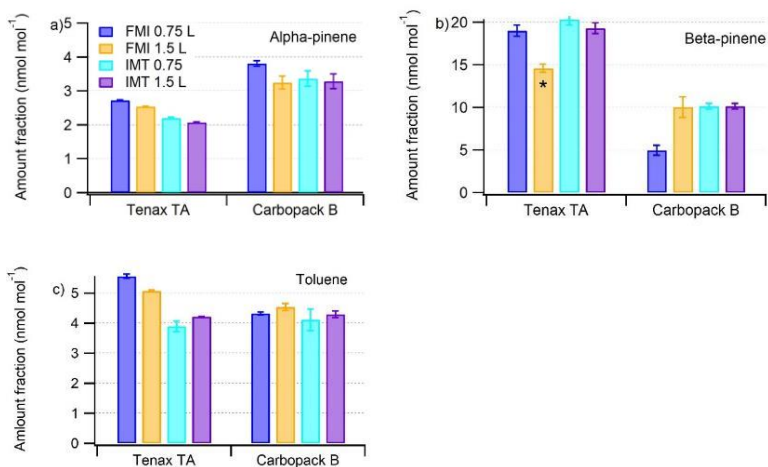
555 For Tenax TA tubes, the relative standard deviations between the 4 replicate samples from each set up (15- or 30-minute samples for FMI and IMT) varied in the range of 0.4 – 1.4 %, 0.6 – 2.6 % and 0.4 – 4.6 % for α -pinene, β -pinene and toluene, respectively. The relative difference for α -pinene between measurements conducted for 15 minutes and the ones conducted for 30 minutes was 6.8 % and 6.1 % for FMI and IMT results, respectively. These deviations are at the same level as uncertainties (6.8 %, $k=2$). For β -pinene IMT 15-minute and 30-minute results were also in agreement (relative difference 5.1 % and uncertainty 6.2 %). The exception was β -pinene for FMI. The 30-min measurements of this compound led to an amount fraction
560 out of the calibration range, which in turn led to a higher relative difference (26 %) between the 15- and 30-minute samples of FMI.

For Carbpac B tubes the relative standard deviation for the 4 replicate samples from each set up was higher than for the Tenax TA tubes being 2 – 7 %, 10 – 28 % and 1 – 9 % for α -pinene, β -pinene and toluene, respectively. Additionally, the deviation between 15- and 30-minute samples was high for FMI samples especially for β -pinene (Fig. 9). The comparison
565 between the Tenax TA and Carbpac B tubes showed increased amount fractions of α -pinene and decreased amount fractions of β -pinene in the Carbpac B tubes. In addition to that, both laboratories identified additional compounds (e.g. camphene and *p*-cymene) in the chromatograms obtained with the Carbpac B tubes. In the Tenax TA tubes no additional terpene peaks

were detected. This indication enhances the conclusion that in the Carbopack B tubes losses of β -pinene can be attributed to the generation of other terpenes due to isomerization. Moreover, toluene showed less obvious differences between the two types of tubes.

When results of FMI and IMT were compared taking into account uncertainties, the results for α -pinene with both sorbents (except 15-min loading with Carbopack B); and for β -pinene with Tenax TA (except 30-min loading, Fig. 9) were in agreement. More specifically for α -pinene the difference between laboratories was 23 % for Tenax TA for both sampling loadings, while for Carbopack B the relative differences were higher for the 15-min loading (13 %) compared to 30-min loading (1 %). For β -pinene the differences with Tenax TA were 6 % and 24 % for 15-min and 30-min loading respectively. The high difference for the 30 min sample was due to exceedance of the FMI calibration range. For β -pinene in Carbopack B the respective differences became 51 % and 1 %. Finally for toluene loaded in Tenax TA the differences between the two laboratories were 43 % and 20 % for 15-min and 30-min sampling loading respectively, while for Carbopack B both were in the order of 5 %. The IMT results regarding toluene are reproducible between Carbopack B and Tenax TA. FMI had problems in the field blank measurements for Tenax TA tubes and the high toluene readings could have originated from the blank accumulated during the storage and transport, which was not properly characterized. For other studied compounds no contamination was observed during transport.

Some differences between IMT and FMI were higher (23 % for α -pinene in Tenax TA) than the calculated uncertainty (7 % for both laboratories, Table 1, Supplement S2). A possible reason is the different calibration method and their associated uncertainties; FMI calibrated their TD-GC-MS with methanol solutions while IMT used a traceable NPL gas standard to calibrate their TD-GC-FID. Comparisons of liquid methanol standard and NPL gas standard in section 3.3 indicated that this can cause up to 12 % difference for α -pinene results. However, to a lesser extent, transportation through regular post without cooling may have had also impact on the compounds sampled on the FMI tubes.



590

Figure 9. Amount fractions (in nmol/mol) of a) α -pinene, b) β -pinene and c) toluene in Tenax TA and Carbopack B tubes sampled for volumes 0.75 and 1.5 L and quantified by FMI and IMT Nord Europe laboratories. Error bars represent the average expanded uncertainty ($k=2$, see Supplement S1) of the 4 measurements. The asterisk (*) indicates that β -pinene amount fractions were out of the calibration range

595

4. Summary and conclusions

Sorbent tube tests showed that Tenax TA in stainless steel (SS)/SilcoNert 1000 tubes was more suitable for the measurements of BVOCs than Carbopack B tubes, for which significant losses of several studied BVOCs were detected. At the same time, when significant losses of several BVOCs were detected in Carbopack B tubes, the amount fractions of some terpenes (e.g. camphene) increased. This indicates that some terpenes can be isomerized forming other terpenes in the Carbopack B tubes. As shown by the losses of sesquiterpenes, oxygenated BVOCs and some monoterpenes during storage, in comparisons with online sampling and in laboratory intercomparisons, Carbopack B is unsuitable sorbent for the studied BVOCs.

600

Based on the earlier literature and results from this study, compounds were found to be stable in Tenax TA tubes for at least one month at -20 °C and at $+20$ °C. Breakthrough tests indicated that α - and β -pinene clearly had lower breakthrough volumes in Tenax TA (4–7 and 8–26 L, respectively) than other terpenes (>160 L) and the breakthrough volumes in Carbopack B tubes were very high (>160 L) for all studied BVOCs. SilcoNert 1000 or glass were shown to be the best tube materials, but also SS tubes showed acceptable results due to the low surface area of the tubes when filled with sorbents. Considering the cost of SilcoNert 1000 tubes and fragility of glass tubes, SS tube may be the most convenient choice. Both O_3 scrubbers and particle

605

610 filters may impact the measured amount fractions of BVOCs. While KI/Cu, Na₂S₂O₃, heated SS scrubbers were found to be suitable for measurements of studied BVOCs, MnO₂ scrubbers suffered losses of terpinolene, all studied sesquiterpenes and oxygenated BVOCs. Optimizing the sizes of the scrubbers and used sampling flows is highly important for achieving good removal of O₃ and acceptable recoveries of BVOCs. All tested particle filters were shown to effect more on limonene than on α -pinene and β -pinene. The results also indicated that a filter that has been used in a field campaign for longer time can lead to higher differences compared to new filters or a filter that has been charged shortly indoors.

615 Tube sampling with Tenax TA and online sampling were in good agreement for most of the compounds. However, some losses of sesquiterpenes and linalool were detected in the online mode compared to sorbent tube sampling. Sorbent tube calibration with methanol solutions of terpenes was within ± 10 % when compared to the NPL gas standard for α - and β -pinene and 1,8-cineol, but for limonene 15 to 20 % lower than expected amounts were found, when calibrated with the methanol solutions of terpenes.

620 The study also included atmospheric oxidation products of monoterpenes (nopinone, 4-ACMH) and oxygenated monoterpenes (1,8-cineol, linalool). The results showed that Tenax TA sorbent tubes can also be used for studying them.

The laboratory intercomparison showed that in general, the measured values by the two laboratories were in good agreement for terpenes measured with Tenax TA tubes. However, the comparison between Tenax TA and Carbopack B tubes showed increased amount fractions of α -pinene and decreased amount fractions of β -pinene in Carbopack B tubes. Furthermore, artefacts of additional compounds were observed in the chromatograms of Carbopack B tubes. This indication supports the conclusion that in Carbopack B tubes losses of β -pinene can be attributed to the generation of other terpenes due to isomerization. Moreover, toluene showed less obvious differences between the two types of tubes, which was expected based on earlier studies.

625 Even though online measurements of VOCs are becoming more common, the use of sorbent tubes is expected to continue due to greater spatial coverage and because no infrastructure is needed for sampling. Our findings showing that Tenax TA tubes are suitable as a sampling method of the offline measurement of most of the BVOCs under study confirms that sorbent tubes are still among the most robust methods for a wide range of speciated terpenes and other BVOCs.

630 For both offline and online measurements there is still a need for stable SI-traceable terpenes standards covering many terpenes at atmospheric amount fraction levels to overcome the matrix issue (methanol solution vs. gas standard) – e.g. only 4 terpenes were contained in the gaseous SI-traceable standard used for this work.

Acknowledgement. We thank Albert Silvi (FMI) and Aku Helin (FMI) for conducting comparison tests with different tube materials, [ACTRIS CiGas unit at IMT Nord Europe including](#) Thierry Léonardis (~~IMT~~) for conducting the intercomparison and for his technical support and Laurence Depelchin (~~IMT~~) for performing the particulate filter experiments for terpenes.

640 Anja Claude and Stefan Reiman are thanked for providing sodium thiosulfate impregnated filters and MnO₂ nets as O₃-scrubbers.

Financial support. This research within the project 19ENV06 MetClimVOC has received funding from the European Metrology Programme for Innovation and Research (EMPIR) cofinanced by the Participating States and from the European Union's Horizon 2020 research and innovation programme.

645 *Competing interests.* The authors declare that they have no conflict of interest.

References

650 Acosta Navarro, J. C., Smolander S., Struthers H., Zorita E., Ekman A. M. L., Kaplan J. O., Guenther A., Arneth A. and Riipinen I.: Global emissions of terpenoid VOCs from terrestrial vegetation in the last millennium, *J. Geophys. Res. Atmos.*, 119, 6867–6885, <https://doi.org/10.1002/2013JD021238>, 2014.

655 Ahn, J.-H., Kim, K.-H., Szulejko, J. E., Kwon, E.E. and Deep A.: Characterization of quality assurance properties of biogenic volatile organic compounds with an emphasis on the breakthrough behavior, recovery, and temporal stability, *Microchemical Journal*, 125, 142–150, <http://dx.doi.org/10.1016/j.microc.2015.11.016>, 2016.

660 Arnts R.R.: Evaluation of adsorbent sampling tube materials and Tenax-TA for analysis of volatile biogenic organic compounds, *Atmospheric Environment*, 44, 12579-1284, <https://doi.org/10.1016/j.atmosenv.2010.01.004>, 2010.

665 Borbon A., Dominuttu P., Panopoulou A., Gros V., Sauvage S., Farhat M., Afif C., Elguindi N., Fornaro A., Granier C., Hopkins J. R., Liakadou E., Nogueira T., Correa dos Santos T., Salameh T., Armangaud A., Piga D. and Perrussel O.: Ubiquity of Anthropogenic Terpenoids in Cities Worldwide: Emission Ratios, Emission Quantification and Implications for Urban Atmospheric Chemistry, *Journal of Geophysical Research: Atmospheres*, 128, <https://doi.org/10.1029/2022JD037566>, 2023.

670 Bouvier-Brown, N. C., Goldstein, A. H., Gilman, J. B., Kuster, W. C. and de Gouw, J. A.: In-situ ambient quantification of monoterpenes, sesquiterpenes, and related oxygenated compounds during BEARPEX 2007: implications for gas- and particle-phase chemistry, *Atmos. Chem. Phys.*, 9, 5505–5518, <https://doi.org/10.5194/acp-9-5505-2009>, 2009.

Calogirou, A., Larsen, B.R., Brüssel, C., Duane, M. and Kotzias, D.: Decomposition of terpenes by ozone during sampling on Tenax. *Analytical Chemistry* 68,1499-1506, 1996. <https://doi.org/10.1021/ac950803i>

675 Cho, K.S., Lim, Y.-R., Lee, K., Lee, J., Lee, J.H and Lee, I.-S.: Terpenes from forests and human health. *Toxicol. Res.*, 33, 97–106, <https://doi.org/10.5487/TR.2017.33.2.097>, 2017.

680 Coggon, M. M., Gkatzelis, G. I., McDonald, B. C., Gilman, J. B., Schwantes, R., Abuhassan, N., Aiken, K. C., Arend, M., Berkoff, T., Brown, S., Campos, T., Dickerson, R. R., Gronoff, G., Hurley, J., Isaacman-VanWertz, G., Koss, A. R., Li, M., McKeen, S. A., Moshary, F., Peischl, J., Pospisilova, V., Ren, X., Wilson, A., Wu, Y., Trainer, M. and Warneke, C.: The human forest: Volatile chemical products enhance urban ozone, *Proc. Natl. Acad. Sci.*, 118(32):e2026653118. <https://doi.org/10.1073/pnas.2026653118>, 2021.

- 685 Debevec, C., Sauvage, S., Gros, V., Salameh, T., Sciare, J., Dulac, F. and Locoge, N.: Seasonal variation and origins of volatile organic compounds observed during 2 years at a western Mediterranean remote background site (Ersa, Cape Corsica), *Atmos. Chem. Phys.*, 21, 1449–1484, <https://doi.org/10.5194/acp-21-1449-2021>, 2021.
- Demichelis, A., Heikens, D. and Baldan, A.: Feasibility of generating standard gas mixtures of monoterpenes at trace levels, Poster presentation in GAS2009 conference, NMI Van Swinden Laboratorium (VSL).
- 690 EN 14662-1, Standard method for measurement of benzene concentrations. Part 1: Pumped sampling followed by thermal desorption and gas chromatography, European Committee for Standardization, Brussels, 2005.
- Fick, J., Pommer, L., Andersson, B. and Nilsson, C.: Ozone removal in the sampling of parts per billion levels of Terpenoid compounds: an evaluation of different scrubber materials, *Environmental Science and Technology*, 35, 1458-1462, <https://doi.org/10.1021/es0001456>, 2001.
- 695 Gallego, E., Roca, F.J., Perales, J.F. and Guardino, X.: Comparative study of the adsorption performance of a multi-sorbent bed (Carbotrap, Carbopack X, Carboxen 569) and a Tenax TA adsorbent tube for the analysis of volatile organic compounds (VOCs), *Talanta*, 81, 916-924, <https://doi.org/10.1016/j.talanta.2010.01.037>, 2010.
- 700 Hakola, H., Tarvainen, V., Laurila, T., Hiltunen, V., Hellén, H. and Keronen, P.: Seasonal variation of VOC concentrations above a boreal coniferous forest. *Atmospheric Environment*, 37, 1623-1634, [https://doi.org/10.1016/S1352-2310\(03\)00014-1](https://doi.org/10.1016/S1352-2310(03)00014-1), 2003.
- 705 Hakola, H., Tarvainen, V., Bäck, J., Ranta, H., Bonn, B., Rinne, J. and Kulmala, M.: Seasonal variation of mono- and sesquiterpene emission rates of Scots pine, *Biogeosciences*, 3, 93–101, <https://doi.org/10.5194/bg-3-93-2006>, 2006.
- 710 Hakola, H., Hellén, H., Tarvainen, V., Bäck, J., Patokoski, J. and Rinne, J.: Annual variations of atmospheric VOC concentrations in a boreal forest, *Boreal Environment Research*, 14, 722-730, 2009.
- Hakola, H., Hellén, H., Hemmilä, M., Rinne, J. and Kulmala, M.: In situ measurements of volatile organic compounds in a boreal forest, *Atmos. Chem. Phys.*, 12, 11665–11678, <https://doi.org/10.5194/acp-12-11665-2012>, 2012.
- 715 Hakola, H., Tarvainen, V., Praplan, A. P., Jaars, K., Hemmilä, M., Kulmala, M., Bäck, J. and Hellén, H.: Terpenoid and carbonyl emissions from Norway spruce in Finland during the growing season, *Atmos. Chem. Phys.*, 17, 3357-3370, <https://doi.org/10.5194/acp-17-3357-2017>, 2017.
- 720 Helin, A., Hakola, H. and Hellén, H.: Optimisation of a thermal desorption–gas chromatography–mass spectrometry method for the analysis of monoterpenes, sesquiterpenes and diterpenes, *Atmos. Meas. Tech.*, 13, 3543–3560, <https://doi.org/10.5194/amt-13-3543-2020>, 2020.
- 725 Hellén, H., Hakola, H., Laurila, T., Hiltunen, V. and Koskentalo, T.: Aromatic hydrocarbon and methyl tert-butyl ether measurements in ambient air of Helsinki (Finland) using diffusive samplers. *Science of the Total Environment*, 298, 55-64, [https://doi.org/10.1016/S0048-9697\(02\)00168-7](https://doi.org/10.1016/S0048-9697(02)00168-7), 2002.

- 730 Hellén H., Tykkä T. and Hakola H.: Importance of isoprene and monoterpenes in urban air in Northern Europe. *Atmospheric Environment*, 59, 59-66, <https://doi.org/10.1016/j.atmosenv.2012.04.049>, 2012a.
- Hellén, H., Kuronen, P. and Hakola, H.: Heated stainless steel tube for ozone removal in the ambient air measurements of mono-and sesquiterpenes, *Atmos. Environ.*, 57, 35–40, <https://doi.org/10.1016/j.atmosenv.2012.04.019>, 2012b.
- 735 Hellén, H., Praplan, A. P., Tykkä, T., Ylivinkka, I., Vakkari, V., Bäck, J., Petäjä, T., Kulmala, M. and Hakola, H.: Long-term measurements of volatile organic compounds highlight the importance of sesquiterpenes for the atmospheric chemistry of a boreal forest, *Atmos. Chem. Phys.*, 18, 13839-13863, <https://doi.org/10.5194/acp-18-13839-2018>, 2018.
- 740 Hellén, H., Schallhart, S., Praplan, A. P., Tykkä, T., Aurela, M., Lohila, A. and Hakola, H.: Sesquiterpenes dominate monoterpenes in northern wetland emissions, *Atmos. Chem. Phys.*, 20, 7021–7034, <https://doi.org/10.5194/acp-20-7021-2020>, 2020.
- 745 Hellén, H., Praplan, A. P., Tykkä, T., Helin, A., Schallhart, S., Schiestl-Aalto, P. P., Bäck, J. and Hakola, H.: Sesquiterpenes and oxygenated sesquiterpenes dominate the VOC (C₅–C₂₀) emissions of downy birches, *Atmos. Chem. Phys.*, 21, 8045–8066, <https://doi.org/10.5194/acp-21-8045-2021>, 2021.
- Helmig, D.: Ozone removal techniques in the sampling of atmospheric volatile organic trace gases, *Atmospheric Environment*, 31, 3635-3651, 1997.
- Helmig, D., Bocquet, F., Pollmann, J. and Revermann, T.: Analytical techniques for sesquiterpene emission rate studies in vegetation enclosure experiments, *Atmospheric Environment*, 38, 557-572, <https://doi.org/10.1016/j.atmosenv.2003.10.012>, 2004.
- 755 Ho S. S. H., Chow J. C., Watson J. G., Wang L., Qu L., Dai W., Huang Y. and Cao J.: Influences of relative humidities and temperatures on the collection of C₂-C₅ aliphatic hydrocarbons with multi-bed (Tenax TA, Carbograph 1TD, Carboxen 1003) sorbent tube method *Atmos. Environ.* **151** 45–51, <https://doi.org/10.1016/j.atmosenv.2016.12.007>, 2017.
- 760 Iqbal, M., Kim, K.H. and Ahn, J.H.: Monoterpenes released from fruit, plant and vegetable systems, *Sensors*, 14, 18286-18301, <https://doi.org/10.3390/s141018286>, 2014.
- ISO 6145-10: Gas analysis — Preparation of calibration gas mixtures using dynamic volumetric methods — Part 10: Permeation method, 2002.
- Jardine, A.B., Jardine, K.J., Fuentes, J.D., Martin, S.T., Martins, G., Durgante, F., Carneiro, V., Higuchi, N., Manzi, A.O. and Chambers, J.Q.: Highly reactive light-dependent monoterpenes in the Amazon, *Geophys. Res. Lett.*, 42, 1576–1583, <https://doi.org/10.1002/2014GL062573>, 2015.
- 770 Karbiwnyk C.M., Mills C.S., Helmig D., Birks J.W.: Minimization of water vapor interference in the analysis of non-methane volatile organic compounds by solid adsorbent sampling, *J. Chromatogr. A*, 958, 219-229, 2002.

- 775 Kennedy, E.R., Fischbach, T.J., Song, R., Eller, P.M. and Shulman, S.A.: Summary of the NIOSH Guidelines for
Air Sampling and Analytical Method Development and Evaluation, *Analyst* 121, 1163-1169,
<https://doi.org/10.1039/AN9962101163>, 1996.
- 780 Kim, T., Song, B., Cho, K.S. and Lee, I.-S.: Therapeutic Potential of Volatile Terpenes and Terpenoids from Forests
for Inflammatory Diseases. *Int. J. Mol. Sci.* 21, 2187. <https://doi.org/10.3390/ijms21062187>, 2020.
- Komenda, M., Parusel, E., Wedel, A. and Koppmann, R.: Measurements of biogenic VOC emissions: sampling,
analysis and calibration. *Atmospheric Environment*, 35, 2069-2080, [https://doi.org/10.1016/S1352-
2310\(00\)00502-1](https://doi.org/10.1016/S1352-2310(00)00502-1), 2001.
- 785 Li, H., Riva, M., Rantala, P., Heikkinen, L., Daellenbach, K., Krechmer, J. E., Flaud, P.-M., Worsnop, D.,
Kulmala, M., Villenave, E., Perraudin, E., Ehn, M. and Bianchi, F.: Terpenes and their oxidation products in the
French Landes forest: insights from Vocus PTR-TOF measurements, *Atmos. Chem. Phys.*, 20, 1941–1959,
<https://doi.org/10.5194/acp-20-1941-2020>, 2020
- 790 Li, H., Canagaratna, M. R., Riva, M., Rantala, P., Zhang, Y., Thomas, S., Heikkinen, L., Flaud, P.-M., Villenave,
E., Perraudin, E., Worsnop, D., Kulmala, M., Ehn, M. and Bianchi, F.: Atmospheric organic vapors in two
European pine forests measured by a Vocus PTR-TOF: insights into monoterpene and sesquiterpene oxidation
processes, *Atmos. Chem. Phys.*, 21, 4123–4147, <https://doi.org/10.5194/acp-21-4123-2021>, 2021.
- 795 Maceira A., Vallecillos L., Borrull F. and Marc´e R. M.: New approach to resolve the humidity problem in VOC
determination in outdoor air samples using solid adsorbent tubes followed by TD-GC–MS, *Sci. Total Environ.*
599–600 1718–27, <https://doi.org/10.1016/j.scitotenv.2017.05.141>, 2017.
- 800 Mermet, K., Sauvage, S., Dusanter, S., Salameh, T., Léonardis, T., Flaud, P.-M., Perraudin, É., Villenave, É. and
Locoge, N.: Optimization of a gas chromatographic unit for measuring biogenic volatile organic compounds in
ambient air, *Atmos. Meas. Tech.*, 12, 6153–6171, <https://doi.org/10.5194/amt-12-6153-2019>, 2019.
- 805 Mermet, K., Perraudin, E., Dusanter, S., Sauvage, S., Léonardis, T., Flaud, P.M., Bsaibes, S., Kammer, J., Michoud,
V., Gratién, A., Cirtog, M., Al Ajami, M., Truong, F., Batut, S., Hecquet, C., Doussin, J. F., Schoemaeker, C.,
Gros, V., Locoge, N. and Villenave, E.: Atmospheric Reactivity of Biogenic Volatile Organic Compounds in a
Maritime Pine Forest during the LANDEX Episode 1 Field Campaign. *Sci. Total Environ.*, 756, 144129,
<https://doi.org/10.1016/j.scitotenv.2020.144129>, 2021.
- 810 Oh, G.-Y., Park, G.-H., Kim, I.-S., Bae, J.-U., Park, H.-Y., Seo, Y.-G., Yang, S.-I., Lee, J.-K., Jeong, S.-H. and Lee
W.-J.: Comparison of major Monoterpene Concentrations in the ambient air of South Korea Forests. *Journal of
Korean Forest Society*, 99, 698-705, 2010.
- Pascale, C., Guillevic, M., Ackermann, A., Leuenberger, D. and Niederhauser, B.: Two generators to produce SI-
traceable reference gas mixtures for reactive compounds at atmospheric levels. *Measurement Science and
Technology*, 28, 124002, <https://doi.org/10.1088/1361-6501/aa870c>, 2017.
- 815 Peräkylä, O., Vogt, M., Tikkanen, O.-P., Laurila, T., Kajos, M. K., Rantala, P. A., Patkoski, J., Aalto, J., Yli-Juuti,
T., Ehn, M., Sipilä, M., Paasonen, P., Rissanen, M., Nieminen, T., Taipale, R., Keronen, P., Lappalainen, H. K.,
Ruuskanen, T. M., Rinne, J., Kerminen, V.-M., Kulmala, M., Bäck, J., and Petäjä, T.: Monoterpenes' oxidation

- 820 capacity and rate over a boreal forest: temporal variation and connection to growth of newly formed particles, *Boreal Environ. Res.*, 19, 293–310, 2014.
- Petäjä, T., Tabakova, K., Manninen A., Ezhova, E., O'Connor, E., Moiseev, D., Sinclair, V., Backman, J., Levula, J., Luoma, K., Virkkula, A., Paramonov, M., Rätty , M., Äijälä , M., Heikkinen, L., Ehn , M., Sipilä, M., Yli-Juuti, T., Virtanen, A., Ritsche, M., Hickmon, N., Pulik , G., Rosenfeld, D., Worsnop, D., Back, J., Kulmala, M. and Kerminen, V.-M.: Influence of biogenic emissions from boreal forests on aerosol-cloud interactions, *Nature Geoscience* , 15, pp. 42-47. <https://doi.org/10.1038/s41561-021-00876-0>, 2022.
- Pollmann, J., Ortega, J. and Helmig, D.: Analysis of atmospheric sesquiterpenes: sampling losses and mitigation of ozone Interferences, *Environmental Science and Technology* 39, 9620-9629, <https://doi.org/10.1021/es050440w>, 2005.
- Reimann, S., Wegener, R., Claude, A. and Sauvage S.: Updated Measurement Guideline for NO_x and VOCs, ACTRIS, Deliverable 3.17., 2018
- 835 Schallhart, S., Rantala, P., Kajos, M. K., Aalto, J., Mammarella, I., Ruuskanen, T. M. and Kulmala, M.: Temporal variation of VOC fluxes measured with PTR-TOF above a boreal forest, *Atmos. Chem. Phys.*, 18, 815–832, <https://doi.org/10.5194/acp-18-815-2018>, 2018.
- 840 Sheu, R., Marcotte, A., Khare, P., Charan, S, Ditto, J.C. and Gentner, D.R.: Advances in offline approaches for chemically speciated measurements of trace gas-phase organic compounds via adsorbent tubes in an integrated sampling-to-analysis system, *Journal of Chromatography A*, 1575, 80-90, <https://doi.org/10.1016/j.chroma.2018.09.014>, 2018.
- 845 Sindelarova, K., Granier, C., Bouarar, I., Guenther, A., Tilmes, S., Stavrakou, T., Müller, J.-F., Kuhn, U., Stefani, P. and Knorr, W.: Global data set of biogenic VOC emissions calculated by the MEGAN model over the last 30 years, *Atmos. Chem. Phys.*, 14, 9317–9341, <https://doi.org/10.5194/acp-14-9317-2014>, 2014.
- 850 Song, W., Williams, J., Yassaa, N., Martinez, M., Carnero, J.A.A., Hidalgo, P.J., Bozem, H. and Lelievre, J.: Winter and summer characterization of biogenic enantiomeric monoterpenes and anthropogenic BTEX compounds at a Mediterranean Stone Pine forest site, *J. Atmos. Chem.*, 68, 233-250, <https://doi.org/10.1007/s10874-012-9219-4>, 2012.
- 855 Steinbrecher, R. and Weiß, E.: Standard Operating Procedures (SOPs) for Air Sampling in Stainless Steel Canisters for Non-Methane Hydrocarbons Analysis, GAW report No. 204, World Meteorological Organization, 2012.
- Steinemann, A.: Volatile emissions from common consumer products, *Air Qual. Atmos. Health*, 8, 273–281, <https://doi.org/10.1007/s11869-015-0327-6>, 2015.
- 860 Sunesson, A.-L., Sundgren, M., Levin, J.-O., Eriksson, K. and Carlson, R.: Evaluation of two adsorbents for diffusive sampling and thermal desorption-gas chromatographic analysis of monoterpenes in air, *Journal of Environmental Monitoring*, 1, 45-50, <https://doi.org/10.1039/A807657J>, 1999.

- 865 Ullah, M. A. and Kim, K-H.: Performance test of a sorbent tube sampler with respect to analyte loss in collecting biogenic volatile organic compounds. *Anal Bioanal Chem.*, 407, 415-426, <https://doi.org/10.1007/s00216-014-8258-x>, 2014.
- 870 Veenas, C., Ripszam, M. and Haglund, P.: Analysis of volatile organic compounds in indoor environments using thermal desorption with comprehensive two-dimensional gas chromatography and high-resolution time-of-flight mass spectrometry. *Journal of separation science*, 43, 1489-1498, <https://doi.org/10.1002/jssc.201901103>, 2020
- 875 Volden, J., Thomassen, Y., Greibrokk, T., Thorud, S. and Molander, P.: Stability of workroom air volatile organic compounds on solid adsorbents for thermal desorption gas chromatography, *Analytical Chimica Acta*, 530, 263-271, <https://doi.org/10.1016/j.aca.2004.09.019>, 2005.
- Wilkinson M., White I.R., Goodacre R., Nijssen T. and Fowler S.J.: Effects of high relative humidity and dry purging on VOCs obtained during breath sampling on common sorbent tubes, *Journal of Breath Research*, 14, 046006, <https://doi.org/10.1088/1752-7163/ab7e17>, 2020.
- 880 Yáñez-Serrano, A.M., Nölscher, A.C., Bourtsoukidis, E., Gomes Alves, E., Ganzeveld, L., Bonn, B., Wolff, S., Sa, M., Yamasoe, M., Williams, J., Andreae, M.O. and Kesselmeier, J.: Monoterpene chemical speciation in a tropical rainforest: variation with season, height, and time of day at the Amazon Tall Tower Observatory (ATTO), *Atmos. Chem. Phys.*, 18, 3403–3418, <https://doi.org/10.5194/acp-18-3403-2018>, 2018.
- 885 Yee, L.D., Isaacman-VanWertz, G., Wernis, R.A., Meng, M., Rivera, V., Kreisberg, N.M., Hering, S.V., Bering, M. S., Glasius, M., Upshur, M.A., Gray Bé, A., Thomson, R.J., Geiger, F. M., Offenberg, J.H., Lewandowski, M., Kourtchev, I., Kalberer, M., de Sá, S., Martin, S.T., Alexander, M.L., Palm, B.B., Hu, W., Campuzano-Jost, P., Day, D.A., Jimenez, J. L., Liu, Y., McKinney, K.A., Artaxo, P., Viegas, J., Manzi, A., Oliveira, M.B., de Souza, R., Machado, L. A. T., Longo, K. and Goldstein, A.H.: Observations of sesquiterpenes and their oxidation products in central Amazonia during the wet and dry seasons, *Atmos. Chem. Phys.*, 18, 10433–10457, <https://doi.org/10.5194/acp-18-10433-2018>, 2018.
- 895 Zannoni, N., Gros, V., Lanza, M., Sarda, R., Bonsang, B., Kalogridis, C., Preunkert, S., Legrand, M., Jambert, C., Boissard, C. and Lathiere, J.: OH reactivity and concentrations of biogenic volatile organic compounds in a Mediterranean forest of downy oak trees, *Atmos. Chem. Phys.*, 16, 1619–1636, <https://doi.org/10.5194/acp-16-1619-2016>, 2016.