

Impact of contrasting fertilizer technologies on N dynamics from sub-surface bands of ‘pure’ or blended fertilizer applications

Chelsea K. Janke¹, Michael J. Bell^{1,2}

¹School of Agriculture and Food Sciences, The University of Queensland, Brisbane, 4072, Australia

²Centre for Crop Science, Queensland Alliance for Agriculture and Food Innovation, Gatton, 4343, Australia

Correspondence to: Chelsea K. Janke (c.stroppiana@uq.edu.au)

Abstract. Enhanced efficiency fertilizer (EEF) technologies that employ product coatings to delay nitrogen (N) ~~release,~~ ~~or release~~ are chemically stabilized to inhibit key steps of N transformations in soil, offer potential for improving N use efficiency (NUE) in agricultural systems. However, the dynamics of N release and transformation from single technologies may result in a spatial or temporal mismatch of N supply and demand during a growing season. This may be overcome by use of blends of different technologies, provided the reduction in the concentration of stabilizing products does not reduce effectiveness. Laboratory incubations quantified the N dynamics around ~~fertilizer~~-bands of ~~controlled release fertilizer (CRF)~~ ~~polymer-coated-urea (PCU)~~ and nitrification inhibited (NI) urea and varying blends of these technologies, and referenced this against conventional urea and biodegradable, plant oil-coated urea (POCU) applied at the same rates in two contrasting soils over 60 days. Blends of NI-urea (~~3,4-dimethylpyrazole phosphate; DMPP-urea~~) and a CRF (~~polymer coated urea; PCU~~) typically resulted in N concentrations and distribution that were intermediate to that of the constituent products in unblended applications. Changes in the proportions of each product were mirrored by urea-N concentrations around the bands in both soils, while the proportions of ~~DMPP~~NI-urea in each blend were only related to the extent of nitrification inhibition in the Vertisol. A proportion of the POCU granules burst during ~~the early stages of incubation-initial water imbibition~~, resulting in initially higher mineral N concentrations *cf.* PCU. However, both CRFs delayed N release and ~~formation~~~~generation~~ of NO₃-N relative to granular urea, and mineral N distribution was similar within each soil. Soil type had a significant impact on banded N dynamics. Where there was little effect of N-fertilizer treatment on NO₃-N production in the Ferralsol, the ~~greater-higher~~ impedance ~~of~~ solute ~~transports~~ in the Vertisol contributed to a significant inhibitory effect of NI-urea on nitrification in both pure and blended DMPP-urea treatments. Using NO₃-N production as a benchmark for the risk of environmental loss, the efficacy of fertilizer treatments in this soil was of: DMPP-urea-PCU blends (higher ratio of PCU may offer small but insignificant benefit) > DMPP-urea = PCU > urea. These findings highlight the importance of soil properties in determining the N dynamics from different banded EEF products. Insights into the efficacy of biodegradable alternatives to polymer coatings and the efficacy of blended EEF products can improve the reliability of N supply while reducing environmental impacts, therefore offering greater opportunities to sustainably improve fertilizer NUE in cropping systems.

1 Introduction

Enhanced efficiency nitrogen (N) fertilizers (EEFs) are widely proposed as a key tool for meeting the competing demands of (i) improving agricultural productivity and (ii) reducing the impacts of agricultural activity on nearby environments. Broadly, these challenges involve improving N use efficiency (NUE) in agricultural systems. Current EEF technologies are deployed in fertilizer products which utilize controlled-release or nutrient stabilizing mechanisms ~~which~~ regulate fertilizer N transformations in soil to enhance crop N uptake ~~of N~~ and reduce potential losses to natural environments ([Association of American Food and Plant Control Officials, APFCO, 2013](#)).

Controlled-release mechanisms aim to regulate the duration, rate and pattern of N release (Shaviv, 2001), providing a predictable supply of labile N under a given set of environmental conditions. The coating material of controlled-release fertilizers (CRFs) has evolved over time, with polymer-coated products currently being the most widely utilized form of this technology in agriculture. Recently, concerns of polymer “shell” persistence and the potential for these to carry unreleased N into natural ecosystems (Azeem et al., 2014; Trenkel, 2010) has led to investigation of a range of biodegradable coatings (Araujo et al., 2017; Li et al., 2016; Rotondo et al., 2018; Vadjung and Saengsuwan, 2018). Environmental concerns will continue to drive the development of biodegradable coatings in future CRF products, but the efficacy of these coatings for delivering a controlled release of N has only been explored in a very limited number of studies (e.g., Martinez et al., 2021).

Stabilized fertilizers function by reducing the rate of microbial activity at specific steps of N transformation, thereby regulating the formation of N products with greater risks of loss (Trenkel, 2010). Commercial stabilizing products currently target either of two key processes, viz. the hydrolysis of urea to ammonium carbonate ($[\text{NH}_4]\text{CO}_3$) with urease inhibitors (UIs), and the oxidation of ammonia (NH_3) to nitrite (NO_2^-) with nitrification inhibitors (N~~is~~). A wide range of compounds inhibit urease (Byrnes and Freney, 1995; Medina and Radel, 1988) and nitrification (Juliette et al., 1993; McCarty, 1999; McCarty and Bremner, 1986; 1989) activities, with N-(n-butyl) thiophosphoric triamide (NBPT) and 3, 4-dimethylpyrazole phosphate (DMPP) being the most widely used compounds in urease and nitrification inhibitor formulations, respectively.

While the function and efficacy of EEFs is relatively well-defined under controlled-conditions (Azam et al., 2001; Benckiser et al., 2013; Creason et al., 1990; Du et al., 2006; Guardia et al., 2018; Shaviv et al., 2003), field performance of these technologies have not demonstrated consistent outcomes for yield improvement, N uptake and reductions in N losses (Dang et al., 2021; LeMonte et al., 2016; Lester et al., 2016; Li et al., 2015; Martinez et al., 2021; Nauer et al., 2018; Rowlings et al., 2016; Schwenke and Haigh, 2019; Wang et al., 2016b). This inconsistency has eroded confidence in EEFs to deliver improved NUE. In particular, concerns have been raised that the delivery of N from CRFs may be too slow to effectively meet early ~~and continued~~ crop demand (Halvorson and Grosso, 2013; Nelson et al., 2009; Quemada et al., 2013; Thapa et al., 2016). Conversely, questions of inhibitor effectiveness have been raised where inhibition appears to be relatively transient (Chen et al., 2015; Fu et al., 2018; Shi et al., 2016). These concerns, combined with the higher fertilizer costs (per kg N) associated with EEF technology, raise real concerns about the effectiveness and the economic returns that can be derived from the use of products reliant on individual EEF technologies. In response, attempts have been made to blend the cheaper, readily soluble

Formatted: Not Highlight

65 N products with variable proportions of EEF products to mitigate at least some of the potential N loss while minimising the financial risk.

Multiple field experiments have investigated the potential for blends and varying the ratios of urea and CRFs (typically, polymer coated urea [PCU]) to deliver improved NUE (Dhakal and Nelson, 2019; Guo et al., 2017; McKenzie et al., 2010; Nash et al., 2012; Noellsch et al., 2009; Patil et al., 2010; Payne et al., 2015; Wang et al., 2015). Whilst most of these experiments have found that blends of PCU and urea may reduce N losses (*cf.* urea alone), not all have reported positive outcomes for improved crop uptake and / or yield gains (McKenzie et al., 2010; Nash et al., 2012; Patil et al., 2010). Where benefits have not been recorded, ‘failures’ have been attributed to a disparity in N supply relative to crop demand (i.e., ~~inadequatenot enough N available early in the season due to the delay in N supply from PCU) or conditions where N loss (of both urea and PCU urea blends)~~ has been negligible and the addition of PCU has ~~therefore~~ not provided any advantages ~~(*cf.* relative to urea) alone. In the instance~~Where the supply of N of ~~poor early season N supply~~ from PCU-urea blends ~~has not met initial crop demand~~, it is hypothesized that the uncoated urea component of the applied fertilizer blend may have been ~~unable to supply adequate N to the crop as a result of rapid N loss from this more soluble component of the blend (i.e., uncoated urea lost), under conditions conducive of N loss.~~ Under ~~such~~ high loss conditions, the substitution of N-stabilized products for the more ‘vulnerable’ urea in blends with PCU may provide additional protection against immediate leaching and / or denitrification losses. The combination of NI-urea and PCU in fertilizer bands may therefore create a more ‘stable’ and sustained supply of N *cf.* PCU-urea blends or urea alone, ~~but this approach has not been well tested.~~ The concept of blending NI-urea and PCU products within fertilizer bands as a way of improving crop NUE has been recently tested in the Australian sugarcane industry (Bell et al., 2021; Connellan et al. 2021), where environmental conditions and soil characteristics are known ~~factors for high N loss conditions. in the Australian sugar industry was tested in a pilot field program by (Bell et al., 2021), and in a much larger investigation by Connellan et al. (2021).~~ Sugarcane crops using these blends were consistently able to achieve similar crop N uptake to urea applications at 20 - 25% higher application rates, although yield responses were variable in some situations and rarely exceeded those achieved from using either NI alone, or a blend of urea and PCU ~~applied at rates chosen to minimise any price premiums paid for the PCU component~~ (Connellan et al. 2021). Other evaluations of blended EEF products are limited, and the extent to which these reports of improved fertilizer-blend efficacy in sugarcane can be extrapolated to other soils, climates and cropping systems is limited by a lack of mechanistic studies, ~~that seek to understand any potential benefits and pitfalls arising from the use of blended EEF technologies in concentrated fertilizer bands.~~ This study seeks to address this knowledge gap by determining the release, transformation rates and distribution of N from bands of granular urea, CRFs, stabilized urea and blends of these products in contrasting soils under controlled-environment conditions. A plant-oil coated CRF (Kingenta, 2018) is also included in this investigation for preliminary examination of N release dynamics from an example of a biodegradable fertilizer coating. This study aims to provide a mechanistic understanding of fertilizer-blend dynamics which may be used to predict the potential efficacy of different EEF blends in contrasting soils that underpin a variety of crop industries.

Formatted: Font: Italic

2 Methods

2.1 Soil collection, characterization, and preparation

100 Soil from the top 10 cm of the profile of a yellow Ferralsol and black Vertisol (IUSS Working Group, 2015) were collected from sugarcane farms in the Bundaberg district. The soils were chosen on the basis of their contrasting texture and physico-chemical properties (Table 1). Briefly, the Ferralsol was slightly acidic and had a low clay content, cation exchange capacity (CEC), and pH buffering capacity (pHBC). The Vertisol had a high clay content, CEC and pHBC, and a neutral pH. Prior to incubation, soil was prepared by air-drying and sieving to < 2 mm. The moisture content at field capacity for both soils was
105 determined using the column method described in Asher et al. (2002).

2.2 Incubation experiment

Prepared soil (air dry, sieved to < 2 mm) was added to a depth of 50 mm in round incubation pots (225 mm diameter PVC endcaps). Bulk density was adjusted to *ca.* 1.2 g cm⁻³ by tapping the pot base ten times on the bench, which settled the soil to a depth slightly below 5 cm. Deionized water was added to each pot to bring the soil mass to the pre-calculated field capacity moisture content (0.32 g g⁻¹ and 0.12 g g⁻¹ for the Vertisol and Ferralsol, respectively), taking into account the initial moisture content of air-dry soil. Pots were sealed with plastic cling wrap and the moisture was allowed to equilibrate overnight. Following moisture application, the Vertisol swelled approximately 0.5 cm in height, reducing the bulk density of this soil to *ca.* 1.1 g cm⁻³. Treatments of N-fertilizer were then applied by removing a 10 mm diameter core of soil, inserting the various fertilizer treatments to a depth of 50 mm, and then covering the fertilizer column with some of the previously removed soil to limit volatilization losses. All treatments were applied at a rate equivalent to the weight of fertilizer in a 50 mm section of a N-fertilizer band applied at 150 kg N ha⁻¹ at 1.8 m row spacing (1350 mg N pot⁻¹). ~~T~~with this rate and concentration was chosen to reflect typical application rates and band spacings in the Australian sugarcane industry (i.e., Six Easy Steps approach; SRA, 2018). The N-fertilizer treatments described in this paper include: (i) granular urea; (ii) granular urea coated with the NI₂ DMPP and marketed as ENTEC[®] (DMPP-urea); (iii) polymer coated urea granules with a 90-day release duration and marketed as Agromaster Tropical[®] (PCU); (iv) urea granules with a biodegradable coating and an 80-day release duration supplied by Kingenta Australia Ag PTY LTD as Plant Oil Coated Urea (POCU); (v) a 1:2 fertilizer blend of DMPP-urea and PCU (1:2 DMPP-PCU); and (vi) 2:1 fertilizer blend of DMPP-urea and PCU (2:1 DMPP-PCU).

A moist glass fibre filter paper (125 mm diameter) was placed centrally on top of the soil to maintain humidity within the pot and allow for moisture adjustment without disturbing soil. Incubation pots were weighed to allow for on-going moisture adjustment, with moisture maintained at field capacity ± 0.5 % (moisture adjustment every 7 days). Incubation pots were sealed with plastic wrap and three pinholes were inserted to prevent the development of anaerobic conditions. The incubation was
125 maintained at 23±1°C and duplicate pots were placed in a completely randomised design across two benches.

Formatted: Font: Italic

Formatted: Superscript

Formatted: Font: Italic

2.3 Sample collection

130 Destructive sampling occurred at 10, 35 and 60 days after incubation initiation (DAI). Soil in each pot was collected
concentrically beginning with a 20 mm diameter central core (designated the '0-10 mm' position), and then in increments
moving outwards from that central core designated as the 10-30 mm, 30-50 mm, 50-70 mm, 70-90 mm and 90-110 mm zones.
These samples were collected using stainless steel sampling rings (diameters of 20, 40, 60, 80, and 100 mm) that were pushed
down through the soil to isolate and progressively remove each ring of soil, beginning from the central 20 mm core, which
135 contained the ~~fertilizer band~~ fertosphere (the volume of soil within '0-10 mm' of the fertilizer band, and inclusive of the band
sample or 'fertosphere'). Soil in each increment was completely removed from incubation pots and mixed to homogenize, with
2 × 10 g samples subsequently taken for analysis. One of the two soil sub-samples was used for pH and EC measurement (1:5
soil:water) and subsequently extracted with 2M KCl for analysis of mineral N species. The other sub-sample was extracted
with deionized water for analysis of urea-N concentration. In fertilizer treatments containing controlled release products, intact
granules were recovered prior to removal of soil samples from incubation pots. The granule samples were kept frozen until
140 analysis for total N.

2.4 pH and electrical conductivity measurements

The pH and EC of soil samples were measured in a 1:5 (w/v) soil-water solution by adding 50 mL DI water to 10 g soil.
Measurements for pH and EC were recorded after 1 minute of stirring. Values for pH and EC were arithmetically averaged
from duplicate samples.

145 2.5 Soil extraction

Extraction of mineral N followed standard methods (Method: 7C2a, Rayment and Lyons, 2010), using a 1:5 (w/v) soil-solution
extraction with 2M KCl (i.e., 10 g soil with 50 mL 2M KCl). Samples were shaken end-over-end for 1 hour and then removed
and allowed to settle for approximately 15 minutes. A 10 mL aliquot of the extraction solutions was taken and centrifuged at
3700 rpm (RCF: 1760 × g) for 9 minutes, followed by pouring off and re-centrifuging of the supernatant. All solutions were
150 frozen at until analysis. The solutions were analysed for NH₄⁺-N (Searle, 1974), NO₂⁻-N and NO_x-N (Best, 1976; Bremner,
1965) by segmented flow analysis (SFA). Urea-N was extracted in 1:5 soil-water (w/v) solutions with the addition of 100 μL
of 0.02 M Ag₂SO₄ (urease inhibitor, equiv. 62.4 μg g⁻¹ soil) added immediately after water addition to soil samples (Douglas
and Bremner, 1970). Samples were shaken end-over-end for 1 hour and then removed and allowed to settle for approximately
15 minutes. A 10 mL aliquot of the extraction solutions was taken and centrifuged at 3700 rpm (RCF: 1760 × g) for 9 minutes,
155 followed by pouring off and re-centrifuging of the supernatant. All solutions were frozen until analysis. The urea extracts were
analysed on a Thermo Fisher Ultimate 3000 U-HPLC system using a Thermo Fisher DAD 3000 diode array detector following
modified versions of the methods detailed for urea-N (MicroSolv, 2010). In each batch, urea spikes were added to an aliquot
of sample extract to monitor and quantify any urea loss during the analysis process, which was minimal. Previous experiments

indicated that the high concentrations of urea-N generated in this study resulted in solubility issues such that recoveries were incomplete when extracted from soil with 2M KCl solution. Consequently, water extractions from soil were considered appropriate for determination of this N species.

2.6 Granule analysis

The organic N content of a sub-sample (*ca.* 0.1 g) of intact fertilizer granules was determined by digestion in concentrated sulphuric acid followed by the semi-micro Kjeldahl procedures outlined in Brech (1976), Searle (1974), and Youden and Steiner (1975). A second sub-sample (*ca.* 1.7 g) was analysed for mineral N content using segmented flow analysis (Best, 1976; Bremner, 1965; Searle, 1974) of solution containing crushed and dissolved granules (1:5 *w/v*). A separate incubation experiment, in which the conditions of the diffusion experiment were replicated on smaller scale, was conducted to determine the moisture uptake in controlled release products over time. At 10, 35 and 60 DAI, PCU and POCU granules were removed and gravimetric moisture was determined using oven drying methods at 40°C (Topp et al., 2007). The moisture content was incorporated into calculations to accurately determine the remaining organic and inorganic N (identified in Kjeldahl digestions of wet samples and SFA analysis of granule solution extractions), which is expressed as a percentage of CRF-N applied.

2.7 Data transformation

Urea-N values from HPLC analysis were expressed as the solution concentration (mg urea-N L⁻¹) of extractions. Mineral N values are reported as mg N kg soil⁻¹ as these data were obtained from soil extracts (1:5 *w/v* 2M KCl) and the mg N kg soil⁻¹ unit is comparable to that used in other studies. Concentrations of NO₃⁻-N were determined by calculating the difference between NO_x-N and NO₂⁻-N (Best, 1976; Bremner, 1965). Quantities of net NO₃-N were calculated by dividing the reported concentration (mg/L) for each sampled zone by the extractant volume and multiplying by the volume of soil in that zone. All zones were summed to calculate the net NO₃-N production in each pot (mg). The proportion of total N recovered was determined by summing the total N (mg) in soil solution with that remaining in granules in CRF and CRF-blend N-fertilizer treatments. It was assumed that any N immobilisation or solid phase sorption was minimal and / or consistent across treatments. This value was divided by either the soil solution or granule N content (mg) to calculate the respective proportion of total N (%). Ammonia (aqueous NH₃) concentrations were calculated by applying the pK_a value of the NH₄⁺ ↔ NH₃ reaction at 25°C (Emerson et al., 1975), then determining the NH₃ (molarity) from known K_a, H⁺ (molarity), and NH₄⁺ (molarity) values in soil solution, as per Equation 1 (Erickson, 1985). Quantities of ammonia were calculated by determining the moles in solution, multiplying by the molecular weight of NH₃, and expressing as mg NH₃ L⁻¹.

$$NH_3 = \frac{K_a \times NH_4^+}{H^+} \quad Eq. 1$$

2.8 Statistical analyses

Analysis of chemical data (pH_{1.5w} and EC_{1.5w}) and N (urea-N, mineral N and aqueous NH₃) concentrations was conducted by a three-way analysis of variance (ANOVA) for each soil with time, treatment, and distance from the fertosphere as factors. Granule N retention data was analysed by two-way ANOVA for each soil with time and fertilizer treatment as factors. Tukey's HSD method ($P < 0.05$) was used to test means for significant interaction effects identified in ANOVAs. For CRF granule N, urea-N, mineral N and aqueous NH₃ datasets, statistical variation is represented in figures by standard error bars fitted to mean values at each point. Statistical differences for pH and EC are not presented within the manuscript as the number of interactions makes graphical presentation difficult to interpret. Where appropriate, significant effects are noted in the text, with the full statistical results available in Supplementary Material Part B.

3 Results and Discussion

~~The dynamics of DMPP-urea, PCU, and blends of the two reported in this study do not consider the impact of crop N demand, as the experiment was designed to determine N dynamics in banded NI-urea/CRF mixtures in a broad context (i.e., not crop specific), relative to granular urea and the individual EEF technologies. Therefore, while these studies explore the principles underpinning the different N dynamics observed in blends of EEF technologies, the lack of plant N demand may limit the extrapolation of these findings to the broader portfolio of field trials examining the impacts of EEF technologies and blends on NUE (e.g., Bell et al. 2021; Connellan et al. 2021).~~

3.1 Soil chemical changes vary with fertilizer form and soil type

Rapid hydrolysis of concentrated urea bands results in significant increases in soil pH, EC and aqueous NH₃ concentrations (Janke et al., 2021). This effect was observed in both soils treated with uncoated N-fertilizers (urea and DMPP-urea) and to a lesser extent in blended DMPP-urea and PCU treatments (Figs. 1 – 3). The slow release of small amounts of urea-N to soil solution from the single product CRF treatments (PCU, POCU) meant that these treatments demonstrated a much smaller zone of impact for ureolytic-induced increases in pH, EC and aqueous NH₃, although peak changes within the fertosphere (0-10 mm zone) did not appear to be any less severe than that of granular urea (Figs. 1 – 3). Further, the longer duration of release of urea-N from CRFs (Fig. 4), and thus the extended period of urea hydrolysis, meant that the pH remained high within the fertosphere over the 60-day incubation in treatments containing with CRFs, either alone or in blends (Fig. 1). In the Ferralsol, the effects of the chemically 'hostile' zone extended as far as ca. 8 - 9 cm from the fertosphere in the granular urea and DMPP-urea treatment, with this zone reduced by 1 – 2 cm for the DMPP-urea/PCU blends and 3 – 4 cm for the two CRFs (Fig. 1, 2). The higher pHBC and CEC of the Vertisol (Table 1) buffered these chemical changes more effectively, and combined with the reduced permeability of this soil, resulted in a reduced zone of impact and less severe and more rapidly reversible pH and EC increases. For the Vertisol, the effects of rapid urea hydrolysis extended as far as ca. 6 cm for urea, DMPP-urea, and the

2:1 DMPP-urea/PCU blend. The impacted zone decreased by *ca.* 1 and 2 cm for the 1:2 DMPP-urea/PCU and CRF treatments, respectively.

Acidification of soil solution occurred outside the boundaries of the hydrolysing zone for each combination of soil and N-fertilizer treatment (Fig. 1). There was a clear trend for higher NO₃-N production in pots in which greater proportions of soil were at lower pH, suggesting nitrification was a causal factor for this acidification. However, correlation of specific zones of reduced pH and higher NO₃-N concentrations was poor (data not shown), likely due to the diffusive mobility of NO₃-N down high concentration gradients from the zones in which it was formed.

3.2 N dynamics in the Ferralsol

The high and widely distributed NH₄-N concentrations arising from bands of uncoated fertilizers in the Ferralsol (i.e., urea and DMPP-urea; Fig. 5) were somewhat preserved by the broad zone and persistence of modified chemical conditions which were inhibitory to nitrification (Figs. 1 – 3). Since DMPP distribution from fertilizer bands is limited to approximately 1 – 3 cm (Janke et al., 2021) and significant concentrations of NH₄-N were more widely distributed (up to 7 cm from fertosphere in both urea and DMPP-urea treatments), there was little effect of this inhibitor on nitrification *cf.* standard urea in this soil. Compared to the pure CRFs, the greater availability of substrate-N (i.e., NH₄-N in solution) combined with wider zones of modified soil chemistry meant that peak NO₃-N concentrations were higher (*ca.* 50 mg N kg⁻¹ soil) but occurred further from the fertosphere in the 1:2 DMPP-urea/PCU blend (3 – 5 cm), 2:1 DMPP-urea/PCU blend (5 – 7 cm), and the urea and DMPP-urea treatments (7 – 9 cm). In contrast, narrower zones of soil impacted by urea hydrolysis meant that early and more rapid nitrification of released N was observed around bands of PCU (0-3 cm zone) and to a lesser extent POCU (0-5 cm zone) by 10 DAI in the Ferralsol (Fig. 5).

Despite the observed variation in NO₃-N distribution between N-fertilizer treatments (Fig. 5), the differences in total NO₃-N production were not large in the Ferralsol (*ca.* 30 – 70 mg N, Figs. 5, S2). Compared to standard urea, total NO₃-N production was most reduced in the PCU treatment (21%) over 35 DAI, where the 1:2 and 2:1 DMPP-urea/PCU blends produced total quantities of NO₃-N that were 9 and 14% lower, respectively (Fig. S2). While the controlled release mechanism appears to be more effective for regulating NO₃-N production when compared to bands of uncoated product (i.e., urea, DMPP-urea) over the short-term (10 – 35 DAI) in the Ferralsol, this is likely an outcome of simply less N being available for nitrification. When PCU and DMPP-urea are blended, greater proportions of PCU do not appear to confer greater regulation of NO₃-N formation. Rather, in the blended treatments, having a greater proportion of N as uncoated DMPP-urea reduced NO₃-N production (*cf.* greater proportions of PCU in the blend) by 5% at 35 DAI, with this trend becoming stronger over time (9% difference at 60 DAI). It is unclear if the inhibitory effect of a greater proportion of DMPP-urea in blends was due to (i) a better synchrony of N and DMPP in and around bands (having a portion of the N derived from the coated component of this blend meant that N did not disperse as far as N from pure applications of uncoated products) or (ii) greater ureolytic-induced chemical changes (Figs. 1-3) in response to a greater proportion of N being rapidly hydrolysed (i.e., from the uncoated DMPP-urea, where N from the coated urea would usually be exposed to ‘benign’ chemical conditions under pure PCU applications).

Over time, the inhibitory effect of DMPP weakened as greater amounts of N were released from fertilizer bands containing blends with higher proportions of PCU and where the inhibitor to N ratio declined with time (i.e., progressively less of the applied N is “protected” in blends with greater proportions of PCU). By 60 DAI, treatments containing a CRF (pure or blended) demonstrated higher net NO₃-N production (Figs. 5, S2) as more slowly released N became available and was nitrified.

In this study, N-losses (i.e., N that could not be found in the urea or mineral N pools (unaccounted for N; Table 2) was highest for urea (39% by 60 DAI) and DMPP-urea (37% by 60 DAI) treatments in the Ferralsol, with the majority (ca. 69%) of this being lost within 10 DAI (Table 2). Since most of the N in these treatments remained as NH₄⁺ and the pH was significantly increased (Fig. 1), volatilization was likely the dominant loss pathway for this unaccounted N. These losses may have been an artefact of the incubation design, where only a small amount of soil covered the end (or top) of the fertilizer band. In field conditions, properly covered bands are typically not vulnerable to large volatilization losses (Rochette et al., 2013). The delayed delivery of N from the CRF N-fertilizers (Fig. 5, Table 2) combined with smaller increases in the soil pH (Fig. 1) meant that the risk of volatilization was smaller in these treatments and the proportion of unaccounted N was correspondingly lower (Table 2).

Formatted: Font: Italic

Formatted: Not Highlight

3.3 N dynamics in the Vertisol

In the Vertisol, very little nitrification was observed in any N-fertilizer treatment at 10 DAI (Figs. 6, S2). ~~This is~~ likely an outcome of (i) minimal NH₄-N diffusion to zones outside the chemically hostile conditions that formed around bands of uncoated fertilizers (i.e., urea, DMPP-urea) in this high CEC soil; and (ii) limited release of N from coated products. By 35 DAI, the production of NO₃-N from urea and CRF bands was significantly greater than that of the other fertilizer treatments (Figs. 6, 7). In pure CRF bands, the phenomenon was similar to that in the Ferralsol where the benign chemical conditions around the fertosphere did not inhibit nitrification of released N. In urea bands, the hostile conditions associated with urea hydrolysis had largely dissipated by 35 DAI in the Vertisol (Figs. 1 – 3), which meant, despite the somewhat reduced N distribution (cf. Ferralsol), higher concentrations of NH₄-N were found outside the narrower zone of inhibition and were subject to rapid nitrification. In the Vertisol, this diffusion of N from the fertosphere likely occurred in response to steep concentrations gradients as aqueous NH₃ (Fig. 3), since the high CEC of this soil (Table 1) would have restricted movement of N as NH₄-N.

Unlike the Ferralsol, NH₄-N was preserved and NO₃-N formation inhibited in the DMPP-urea treatment when compared to urea (Fig. 6), with the variable efficacy of NI products between soil types previously reported by Janke et al. (2021). Effectively, the low permeability of the Vertisol *cf.* to the Ferralsol (lower CEC and coarser texture), meant that the distribution of DMPP and NH₄-N around DMPP-urea bands were more closely aligned in the Vertisol, resulting in more complete and persistent inhibition of nitrification in this soil.

The efficacy of the DMPP-urea in the Vertisol meant that the DMPP-urea/PCU blend treatments were also highly effective at reducing NO₃-N formation in this soil. Total NO₃-N production ~~(cf. urea) - relative to urea~~ was reduced by *ca.* 56% for the 1:2 and 2:1 DMPP-urea/PCU treatments, at 35 DAI and by 61% (1:2) and 55% (2:1) at 60 DAI (Fig. S2). This reduction was considerably greater at 35 DAI and comparable at 60 DAI to either the PCU or DMPP-urea treatments (*ca.* 46

Formatted: Font: Italic

285 and 53 % reduction at 35 and 60 DAI, respectively). The efficacy of the DMPP-urea/PCU blends in reducing $\text{NO}_3\text{-N}$ formation can be attributed to the inhibitory effect of DMPP on nitrification and the persistence of DMPP in the vicinity of the band while N was slowly diffusing out of PCU granules. Slightly higher rates of nitrification were recorded in 2:1 DMPP-urea/PCU bands (*cf.* 1:2 DMPP-urea/PCU), and this was consistent with the greater proportion of non-coated fertilizer and initially higher $\text{NH}_4\text{-N}$ concentrations that contributed to more extensive diffusion of N (probably as aqueous NH_3 , Fig. 3) into zones beyond the distribution of DMPP. Higher $\text{NO}_3\text{-N}$ concentrations were observed in the 5–11 cm zone for this treatment (Fig. 6). Overall, although small differences were observed, the ratio of DMPP-urea to PCU in the blended treatments did not significantly affect the production of $\text{NO}_3\text{-N}$ (Fig. S2) in this soil.

295 The N that could not be found in the urea or mineral N pools amount of N unaccounted for from N fertilizer treatments in the Vertisol was generally slightly lower than the corresponding treatments in the Ferralsol by 60 DAI (Table 2). Exceptions occurred in the PCU and the 1:2 DMPP-urea/PCU treatments where total unaccounted N was 10% and 5% higher, respectively. This corresponded to slightly lower amounts of N remaining within PCU granules applied to the Vertisol (*cf.* Ferralsol; Table 2) and suggests that quicker release of N from CRF products in the Vertisol may be linked to greater potential for N loss. As for the Ferralsol, the modification to soil chemistry at the start of the incubation suggests that volatilization may be a likely pathway of N loss from N-fertilizer treatments in the Vertisol (e.g., Figs. 1, 3, 6). However, N emissions as dinitrogen (N_2) or nitrous oxide (N_2O) may also have occurred in this soil, where the high clay content combined with a field capacity water content may have facilitated the formation of low-oxygen micro-sites that enabled denitrification. The Vertisol also has a considerable CEC (Table 1) and removal of N via sorption to soil particles cannot be discounted. Further, in both soils, consumption of N by the microbial biomass has not been accounted for. Thus, while some loss pathways may be proposed based on N transformations and soil chemistry, this study is unable to provide conclusive evidence on N loss pathways.

305 3.4 Effective use of EEFs varies with soil characteristic type and loss conditions

These findings suggest that minimisation of fertilizer-N losses arising from $\text{NO}_3\text{-N}$ (i.e., leaching, denitrification) will require different fertilizer-N technology and management practices in different soil types. When fertilizers are banded at the rates used in this study (150 kg N ha^{-1} equivalent), there appears to be little advantage in using a CRF, DMPP-urea or blends of the two (*cf.* urea), in soils of high permeability and poor chemical buffering (i.e., low CEC and pHBC, coarse texture) for modification of N dynamics to reduce potential mitigating-N losses over a season. Similar findings were demonstrated in studies comparing N in soil solution (urea *cf.* DMPP-urea; Janke et al., 2021) and leachate NO_3^- (urea *cf.* PCU; LeMonte et al., 2016) in sandy soils, with no significant differences found between urea and the EEFs. However, both CRF and stabilized products have been observed to lower gaseous N emissions in sandy soils (Awale & Chatterjee, 2017; Hyatt et al., 2010). Controlled release products appeared to be especially effective on coarser-textured soils, predominantly through reduced NH_3 volatilization which may be more problematic in these soils. In this study, the CRF treatments reported the highest recoveries of applied N in the mineral and urea N pools (72 – 82% at 60 DAI; Table 2), possibly through reduced gaseous NH_3 losses.

Formatted: Font: Italic

Formatted: Subscript

Formatted: Subscript

Formatted: Subscript

Formatted: Subscript

320 However, some ~~small~~ but insignificant benefits of ~~these~~ EEF treatments have been observed in sugarcane crops grown on sandy-textured soils in field trials and these predominantly occurred in low yielding sites (Bell et al., 2021; Connellan et al., 2021) or where N loss conditions were high (Dowie et al., 2019). This suggests that in scenarios where NUE is poor due to large loss events (e.g., heavy rainfall and extensive leaching), EEFs may provide some protection against N loss, even in soils which may otherwise be poorly suited to banded EEF application. ~~In this case, the timing of the loss event is likely to play a role in efficacy of the EEF product for mitigating N losses. For example, EEF protection against N leaching from a large rainfall event late in the season, when crop N demand is low, offers little benefit compared to when N loss is mitigated early in the season, where an application of standard granular urea would be vulnerable to loss. Indeed, observations from field trials indicate the greatest benefit of the EEFs appears to be in mitigating N losses that occur soon after fertilizer application (Bell et al., 2021; Connellan et al., 2021). The same field programs noted that total N loss from CRF products can sometimes be higher than urea in seasons/sites where prolonged loss conditions occur and the crop is unable to accumulate the slowly released N in crop biomass (e.g. due to waterlogging). This impact on seasonal or product 'life time' losses has also been reported in several other studies of PCU (Janke et al., 2020; Parkin and Hatfield, 2014) and PCU-urea blends (Schwenke and Haigh, 2019), and is an important consideration for effective CRF utilization.~~

335 In contrast, in soils where solute movement is restricted, and possibly where chemical changes are better buffered (i.e., high clay soils), ~~our study indicates potential for there may be a significant reduction in losses by way of reduced NO₃⁻ formation~~ N losses with the use of banded EEFs and blends in the order of: DMPP-urea/CRF blends (higher ratio of PCU may offer small but insignificant benefits) > DMPP-urea = PCU > urea. ~~This~~ The soil type ~~observation is findings are~~ supported by field research where a greater efficacy of banded DMPP-urea/PCU blends (Bell et al., 2021) or PCUs (DiBella et al., 2013) has been demonstrated in clay and / or ~~high~~ organic matter ~~dominant~~ soils by reduced ~~leaching~~ losses and greater crop N uptake. ~~However, the implications for reduced emissions from banded EEFs and blends in heavier-textured soils is less clear. In the Vertisol, there was a trend for greater N recovery as urea or mineral N over 60 DAI in soil solution (and granules, where appropriate) in the N-fertilizer treatments containing high proportions of DMPP (i.e., DMPP-urea, and 2:1 DMPP-urea/PCU; Table 2). This suggests that some small denitrification losses may have been observed around fertilizer treatments where NO₃⁻ readily formed (i.e., urea and PCU). Field studies on clay soils indicate that, despite mitigation of early N₂O emissions from DMPP-urea, PCU and blends of the two, the cumulative seasonal outcomes are variable depending on whether NO₃⁻ formation later in the season coincides with climatic conditions which facilitate denitrification (Schwenke & Haigh, 2019; Soon et al., 2011; Wang et al., 2016a).~~

345 Irrespective of the impact of soil characteristics on N-fertilizer dynamics, the timing of loss events play a key role in the efficacy of the EEF product for mitigating N losses. Indeed, observations from field trials indicate the greatest benefits of EEFs appear to be in mitigating N losses that occur soon after fertilizer application (Bell et al., 2021; Connellan et al., 2021). Whilst some consideration for the wider context of these findings has been discussed in this section, ~~the dynamics of DMPP-urea, PCU, and blends of the two reported in this study do not consider the impact of crop N demand. This study, as the experiment was designed to determine~~ examine N dynamics in banded NI-urea/CRF mixtures in a broad context (i.e., not crop

Formatted: Subscript

Formatted: Subscript

Formatted: Superscript

Formatted: Not Highlight

Formatted: Indent: First line: 1.27 cm

specific), relative to granular urea and the individual EEF technologies. Therefore, while ~~these studies~~ this study explores the principles underpinning the different N dynamics observed in blends of EEF technologies, the lack of plant N demand may limit the extrapolation of these findings to the broader portfolio of field trials examining the impacts of EEF technologies and blends on NUE (e.g., Bell et al. 2021; Connellan et al. 2021).

3.5 Reduced N losses may not always translate into improved crop NUE

Preservation of N as $\text{NH}_4\text{-N}$ (Figs. 5, 6) and retention of N in granules (Fig. 7) may mitigate some $\text{NO}_3\text{-N}$ losses, although N present in the soil as NH_4^+ or retained inside CRF granules may not be accessible to plants. Studies by Lester et al. (2016) and Schwenke and Haigh (2019) were unable to demonstrate increased N uptake in short season crops (i.e., cereals and grains) despite reduced N losses and increased N availability in the soil profile after DMPP-urea and / or PCU applications. Similar findings have been reported with irrigated maize for both DMPP-urea or CRF products (Dang et al., 2021; Martinez et al., 2021). However, several trials in sugarcane (Dowie et al., 2019; Wang et al., 2016a), which has a longer N uptake period, reported similar crop N uptake from lower rates of DMPP-urea than from urea applied at rates 20–25% higher (i.e., industry-standard rates), resulting in greater NUE with this EEF. Recent studies (Janke et al., 2020; Janke et al., 2022) suggest that banding NI and PCU fertilizers may prolong the inhibitory effects and N release from these products, further exacerbating differences in EEF efficacy between long and short season crops. Additional constraints for improving N uptake from EEFs, despite reduced N losses, can arise due to unfavourable soil moisture dynamics. For example, in conditions where the fertilized layer is dry / drying, N largely remains in shallow fertilizer bands, but plant roots may follow moisture down the soil profile (Janke et al., 2020). Moisture dynamics were not addressed in this study but are an important factor in the multi-faceted challenge of synchronising N availability from fertilizer inputs with crop N demand.

3.5.6 Potential for biodegradable CRF coatings

The POCU treatment demonstrated earlier and more rapid release of urea-N compared to PCU in both soils, although this was particularly obvious in the Vertisol (Fig. 4). ~~The early release (and subsequent hydrolysis) of greater amounts of urea-N was also evident in the greater increases in pH and EC (Figs. 1, 2) and to a lesser extent, aqueous NH_3 (Fig. 3) in soil treated with POCU (cf. PCU).~~ Urea-N released from the POCU was rapidly hydrolysed, resulting in higher $\text{NH}_4\text{-N}$ concentrations up to 35 DAI in the Ferralsol (Fig. 5) and up to 10 DAI in the Vertisol (Fig. 6). By 35 DAI, $\text{NH}_4\text{-N}$ concentrations in the 0–5 cm zone of the POCU band were slightly lower than that of PCU in the Vertisol. ~~This suggests, suggesting~~ rapid nitrification of the $\text{NH}_4\text{-N}$ released earlier in the POCU treatment. ~~In both soils,~~ the nitrified N appeared to diffuse to zones further away from the band in response to established concentration gradients in both CRF treatments, with the distribution of $\text{NO}_3\text{-N}$ similar for both treatments by 60 DAI in the Vertisol (Fig. 6). ~~There were slightly higher concentrations of $\text{NO}_3\text{-N}$ further away from the band in the POCU cf. the PCU treatment, which were likely a result of earlier nitrification of greater amounts of N and~~

subsequent diffusion. A similar trend was observed in the Ferralsol, with peak $\text{NO}_3\text{-N}$ concentrations occurring closer to the fertilizer band for PCU (0–5 cm zone) than the POCU (7–11 cm) at 35–60 DAI.

These findings suggest that a proportion of these POCU granules may have experienced coating ‘failure’, whereby water penetration increases in the osmotic pressure within granules in response to water penetration causing some of the POCU granules to rupture rather than swell. Typically, micropores within the coating of many CRFs are stretched and enlarged during the imbibement and swelling process, allowing release of the coated nutrient (now dissolved in water) from the granule (Shaviv, 2001). The hypothesis of POCU granule ‘failure’ is consistent with the observation of supported by the detection of a greater proportion of ‘burst’ POCU granule coatings (i.e., POCU granules were split or contained tears) (cf. PCU) during granule recovery at sampling. In the Vertisol, the greater volumetric water content of the Vertisol this soil at field capacity (cf. Ferralsol; Table 1) may have contributed to more rapid water uptake and hence more frequent rupturing of POCU granules, resulting in the initially higher urea-N and $\text{NH}_4\text{-N}$ concentrations in this soil (Figs. 4, 6). Further experimentation is required to elucidate the exact processes contributing to the initial ‘failure’ of some POCU granules and to determine the extent to which other mechanisms (e.g., microbial degradation, soil-granule contact) are also involved.

Observations of a high prevalence of ‘burst’ granules have also been made in field experiments with banded POCU in a Vertisol (Martinez et al., 2021). The coating of this particular biodegradable CRF therefore does not appear to be as robust or elastic as commercial PCU coatings. However, despite the initial flush of N from apparently ‘failed’ POCU granules, mineral N distribution (Figs. 5, 6) and the proportion of N remaining in granules (only 2–7 % difference, Table 2 Fig. 7) was relatively similar for bands of POCU and PCU within each soil. This suggests that once moisture uptake by POCU granules has completed, the N release characteristics were very similar to that of PCU. Furthermore, a slightly higher availability of early N may have a positive impact (cf. PCU) when such products are deployed in short-season crops, with early season N supply potentially better matched to plant demand. However, this hypothesis requires validation in studies in which realistic plant N demands are placed on similar POCU products.

4 Conclusions

Banding NI-urea and CRF technology in blends of differing proportions revealed that the NI concentration or proportion of CRF within the band did not have a significant impact on N dynamics. Both treatments slowed N release (with higher proportions of PCU) and higher NI concentrations (with higher proportions of NI-urea) limited the distribution of N from these fertilizer bands (cf. urea bands). Consequently, $\text{NH}_4\text{-N}$ formed within blended bands was similarly protected against oxidation by inhibitory conditions associated with band chemistry and the NI, irrespective of blend proportions. The efficacy of N preservation in blended vs ‘pure’ NI and CRF treatments varied depending on soil type, but in all instances the availability of N to meet potential plant demand was initially lower in treatments including the PCU. Timing of N availability with crop demand has significant implications for crop NUE, with the lower N supply in treatments including a CRF likely to impact

Formatted: Indent: First line: 1.27 cm

~~erops with greater early seasonal demand.~~ Poor synchrony of N availability to crop demand ~~also~~ increases the risk of environmental losses, with the persistence of fertilizer N in soil once crop uptake has concluded vulnerable under wetter seasonal conditions. Importantly, soil characteristics appeared to play a large role in influencing the efficacy of EEFs and blends of NI-urea/CRF. When applied in concentrated fertilizer bands, these individual products and their blends are likely to be most effective in soils with lower permeability. This is due to better co-location of fertilizer N with any applied NI₂ and inhibitory conditions associated with band chemistry.

The examined plant-oil coated urea product ~~that was evaluated~~ initially released more N due to a higher prevalence of 'burst' granules, which was likely an outcome of somewhat poorer tolerance of increased osmotic pressure within granules (*cf.* PCU). However, overall dynamics and proportions of N in mineral forms (NH₄⁺ and NO₃⁻) were similar to that of PCU. This indicates –suggesting that –this technology may be a suitable option for managing the competing requirements of (i) a predictable N supply and (ii) avoiding the introduction of persistent polymers in the environment.

This study has provided fundamental understanding of the dynamics and efficacy of bands of blended NI-urea and PCU fertilizers, relative to the individual blend constituents and to granular urea. It also offers preliminary evidence to persist/continue with the development and testing of biodegradable CRFs as substitutes for the PCU products currently in use. Findings from this study may be utilized in agronomic decisions to reduce the impact of off-farm N losses and improve on-farm NUE.

Data availability. Original data are available upon request. Data necessary for this study's findings are presented in the manuscript.

Author contributions. Chelsea K Janke and Michael J Bell conceived and designed the experiments. Chelsea K Janke performed the experiments and analysed the data. Chelsea K Janke and Michael J Bell prepared the manuscript and both authors approve the submission of this paper.

Competing interests. The authors declare that they have no conflict of interest.

Acknowledgements. This research was supported by the Australian Government's National Environmental Science Programme (Tropical Water Quality Hub) projects 2.1.8 and 5.11 'Improved Water Quality Outcomes from On-Farm Nitrogen Management'.

References

Association of American Plant and Food Control Officials: Official Publication Number 65, Association of American Plant Food Control Officials, 2013.

445 Araujo, B. R., Romao, L. P. C., Doumer, M. E., and Mangrich, A. S.: Evaluation of the interactions between chitosan and humics in medica for the controlled release of nitrogen fertilizer, Journal of Environmental Mangement, 190, 122 - 131, <https://doi.org/10.1016/j.jenvman.2016.12.059>, 2017.

Awale, R. and Chatterjee, A.: Enhanced efficiency nitrogen products influence ammonia volatilization and nitrous oxide emission from two contrasting soils, Agron. J., 109, 47-57, <https://doi.org/10.2134/agronj2016.04.0219>, 2017.

450 Azam, F., Benckiser, G., Muller, C., and Ottow, J.: Release, movement and recovery of 3,4-dimethylpyrazole phosphate (DMPP), ammonium, and nitrate from stabilized nitrogen fertilizer granules in a silty clay soil under laboratory conditions, Biology and Fertility of Soils, 34, 118 - 125, <https://doi.org/10.1007/s003740100384>, 2001.

Azeem, B., KuShaari, K., Man, Z. B., Basit, A., and Thanh, T. H.: Review on materials and method to produce controlled release coated urea fertilizer, Journal of Controlled Release, 181, 11 - 21, <https://doi.org/10.1016/j.jconrel.2014.02.020>, 2014.

455 Bell, M. J., Webster, A. J., Skocaj, D. M., Masters, B., Dowie, J., Hill, N., and Moody, P. W.: Improved Water Quality Outcomes from On-Farm Nitrogen Management, Reef and Rainforest Research Centre Limited, Cairns, 2021.

Benckiser, G., Christ, E., Herbet, T., Weiske, A., Blome, J., and Hardt, M.: The nitrification inhibitor 3,4-dimethylpyrazole-phosphat (DMPP) - quantification and effects on soil metabolism, Plant and Soil, 371, 257 - 266, <https://doi.org/10.1007/s11104-1664-6>, 2013.

460 Best, E.: An automated method for the determination of nitrate nitrogen in soil extracts, Queensland Journal of Agriculture and Animal Science, 33, 161 - 166, 1976.

Brech, F.: Determination of selected elements in plant tissue digests, ICP Information Newsletter, 1, 195, 1976.

465 Bremner, J.: Inorganic forms of nitrogen, in: Methods of Soil Analysis, Part 2. Chemical and Microbiological Properties, Agronomy Monograph 9.2, edited by: Black, C., American Society of Agronomy, Soil Science Society of America, Madison, Wisconsin, 1179 - 1237, 1965.

Byrnes, B. and Freney, J.: Recent developments of the use of urease inhibitors in the tropics, Fertilizer Research, 42, 251 - 259, <https://doi.org/10.1007/BF00750519>, 1995.

- 470 Chen, Q., Qi, L., Bi, Q., Dai, P., sun, D., Sun, C., Lui, W., Lu, L., Ni, W., and Lin, X.: Comparative effects of 3,4-dimethylpyrazole phosphate (DMPP) and dicyandiamide (DCD) on ammonia-oxidizing bacteria and archaea in vegetable soil. *Applied Microbiology and Biotechnology*, 99, 333 - 341, <https://doi.org/10.1007/s00253-014-6026-7>, 2015.
- Connellan, J., Thompson, M., Salter, B., Panitz, J., and Olayemi, M.: Cane farmer trials of enhanced efficiency fertiliser in the catchments of the Great Barrier Reef, Sugar Research Australia, Queensland, Australia, 2021.
- 475 Creason, G., Schmitt, M., Douglass, E., and Henderickson, L.: Urease inhibitory activity associated with N-(n-butyl)thiophosphoric triamide is due to formation of its oxon analog. *Soil Biology and Biochemistry*, 22, 209 - 211, [https://doi.org/10.1016/0038-0717\(90\)90088-H](https://doi.org/10.1016/0038-0717(90)90088-H), 1990.
- Dang, Y. P., Martinez, C., Smith, D., Rowlings, D., Grace, P., and Bell, M.: Maize production and nitrous oxide emissions from enhanced efficiency nitrogen fertilizers. *Nutrient Cycling in Agroecosystems*, 121, 191 - 208, <https://doi.org/10.1007/s10705-021-10171-4>, 2021.
- 480 Dhakai, D. and Nelson, K. A.: Polymer-coated urea rates, timings, and ratio combinations with non-coated urea for corn. *Journal of Plant Nutrition*, 42, 1072 - 1085, <https://doi.org/10.1080/01904167.2019.1589498>, 2019.
- DiBella, L., Stacey, S., Benson, A., Royle, A., and Holberger, G.: An assessment of controlled release fertiliser in the Herbert cane growing region. *Proceedings from the Australian Society of Sugar Cane Technologists*, 35, 2013.
- Douglas, L. and Bremner, J.: Extraction and colourimetric determination of urea in soils. *Soil Science Society of America Proceedings*, 34, 859 - 862, <https://doi.org/10.2136/sssaj1970.03615995003400060015x>, 1970.
- 485 Dowie, J., Thompson, M., and Anderson, A.: A three-year assessment of controlled-release and nitrification-inhibiting fertilisers in the Burdekin. *Proceedings from the Australian Society of Sugar Cane Technologists*, 41, 547 - 557, 2019.
- Du, C., Zhou, J., and Shaviv, A.: Release characteristics of nutrient from polymer-coated compound controlled release fertilizers. *Journal of Polymers and the Environment*, 14, 223 - 230, <https://doi.org/10.1007/s10924-006-0025-4>, 2006.
- 490 Emerson, K., Russo, R., Lund, R., and Thurston, R.: Aqueous ammonia equilibrium calculations: Effect of pH and temperature. *Journal of the Fisheries Research Board of Canada*, 32, 2379 - 2383, <https://doi-org.ezproxy.library.uq.edu.au/10.1139/f75-274>, 1975.
- Erickson, R.: An evaluation of mathematical models for the effects of pH and temperature on ammonia toxicity to aquatic organisms. *Water Research*, 19, 1047 - 1058, [https://doi.org/10.1016/0043-1354\(85\)90375-6](https://doi.org/10.1016/0043-1354(85)90375-6), 1985.

- 495 [Fu, Q., Clark, I. M., Zhu, J., Hu, H., and Hirsch, P. R.: The short-term effects of nitrification inhibitors on the abundance and expression of ammonia and nitrate oxidizers in a long-term field experiment comparing land management, *Biology and Fertility of Soils*, 54, 163 - 172, <https://doi.org/10.1007/s00374-017-1249-2>, 2018.](#)
- [Guardia, G., Marsden, K. A., Vellejo, A., Jones, D. L., and Chadwick, D. R.: Determining the influence of environment and edaphic factors on the fate of the nitrification inhibitors DCD and DMPP in soil, *Science of the Total Environment*, 624, 1202 - 1212, <https://doi.org/10.1016/j.scitotenv.2017.12.250>, 2018.](#)
- 500 [Guo, J., Wang, Y., Blaylock, A. D., and Chen, X.: Mixture of controlled release and normal urea to optimize nitrogen management for high-yielding \(>15 Mg ha⁻¹\) maize, *Field Crops Research*, 204, 23 - 30, <https://doi.org/10.1016/j.fcr.2016.12.021>, 2017.](#)
- [Halvorson, A. D. and Grosso, S. J. D.: Nitrogen placement and source effects of nitrous oxide emissions and yields of irrigated corn, *Journal of Environmental Quality*, 42, 312 - 322, 2013.](#)
- 505 [Hyatt, C. R., Venterea, R. T., Rosen, C. J., McNearney, M., Wilson, M. L., and Dolan, M. S.: Polymer-coated urea maintains potato yields and reduces nitrous oxide emissions in a Minnesota loamy sand, *Soil Science Society of America Journal*, 74, 419-428, 2010.](#)
- [Janke, C. K., Moody, P., and Bell, M. J.: Three-dimensional dynamics of nitrogen from banded enhanced efficiency fertilizers, *Nutrient Cycling in Agroecosystems*, 118, 227-247, <https://doi.org/10.1007/s10705-020-10095-5>, 2020.](#)
- 510 [Janke, C. K., Moody, P., and Bell, M. J.: Biochemical changes and distribution of nitrogen from bands of stabilised N-fertilizers in contrasting soils, *Geoderma*, 382, <https://doi.org/10.1016/j.geoderma.2020.114770>, 2021.](#)
- [Janke, C. K., Moody, P., Fujinuma, R., and Bell, M.: The impact of banding polymer-coated urea on nitrogen availability and distribution in contrasting soils, *Journal of Soil Science and Plant Nutrition*, <https://doi.org/10.1007/s42729-022-00869-x>, 2022.](#)
- 515 [Juliette, L., Hyman, M., and Arp, D.: Inhibition of ammonia oxidation in *Nitrosomonas europaea* by sulphur compounds: thioethers are oxidized to sulfoxides by ammonia monooxygenase, *Applied and Environmental Microbiology*, 59, 3718 - 3727, <https://doi.org/10.1128/aem.59.11.3718-3727.1993>, 1993.](#)
- [KINGENTA: Controlled release fertilizer- Oil coated, Kingenta International, 2018.](#)
- 520 [LeMonte, J. J., Jolley, V. D., Summerhays, J. S., Terry, R. E., and Hopkins, B. G.: Polymer coated urea in turfgrass maintains vigor and mitigates nitrogen's environmental impacts, *PLoS One*, 11, 0146761, <https://doi.org/10.1371/journal.pone.0146761>, 2016.](#)

Lester, D. W., Bell, M. J., Bell, K. L., Migliorati, M. D. A., Scheer, C., Rowlings, D., and Grace, P. R.: Agronomic responses of grain sorghum to DMPP-treated urea on contrasting soil types in north-eastern Australia, *Soil Research*, 54, 565 - 571, <http://dx.doi.org/10.1071/SR15337>, 2016.

525 Li, N., Ning, T., Cui, Z., Tian, S., Li, Z., and Lal, R.: N₂O emission and yield in maize field fertilized with polymer-coated urea under subsoiling or rotary tillage, *Nutrient Cycling in Agroecosystems*, 102, 397 - 410, <https://doi.org.ezproxy.library.uq.edu.au/10.1007/s10705-015-9713-6>, 2015.

530 Li, X., Li, Q., Xu, X., Su, Y., Yue, Q., and Gao, B.: Characterization, swelling and slow-release properties of a new controlled release fertilizer based on wheat straw cellulose hydrogel, *Journal of the Taiwan Institute of Chemical Engineers*, 60, 564 - 572, <https://doi.org/10.1016/j.jtice.2015.10.027>, 2016.

Martinez, C., Clarke, D., Dang, Y. P., Janke, C., and Bell, M. J.: Integrated field assessment of nitrogen release dynamics and crop recovery of band-applied controlled-release fertilisers, *Plant and Soil*, 466, 257 - 273, <https://doi.org/10.1007/s11104-021-05043-3>, 2021.

535 McCarty, G.: Modes of action of nitrification inhibitors, *Biology and Fertility of Soils*, 29, 1 - 9, <https://doi.org/10.1007/s003740050518>, 1999.

McCarty, G. and Bremner, J.: Inhibition of nitrification in soil by acetylenic compounds, *Soil Science Society of America Journal*, 50, 1198 - 1201, <https://doi.org/10.2136/sssaj1986.03615995005000050021x>, 1986.

McCarty, G. and Bremner, J.: Inhibition of nitrification in soil by heterocyclic nitrogen compounds, *Biology and Fertility of Soils*, 8, 204 - 211, <https://doi.org/10.1007/BF00266480>, 1989.

540 McKenzie, R. H., Middleton, A. B., Piffner, P. G., and Bremer, E.: Evaluation of polymer-coated urea and urease inhibitor for winter wheat in Southern Alberta, *Agronomy Journal*, 102, 1210 - 1216, <https://doi.org/10.2134/agronj2009.0194>, 2010.

Medina, R. and Radel, R.: Mechanisms of urease inhibition, in: *Ammonia volatilization from urea fertilizers*, edited by: Brock, B., and Kissel, D., National Fertilizer Development Centre, Alabama, 137 - 174, 1988.

MicroSolv: Analysis of urea, fast, reproducible HPLC Method, 2010.

545 Nash, P. R., Nelson, K. A., Motavalli, P. P., and Meinhardt, C. G.: Effects of polymer-coated urea application ratios and dates on wheat and subsequent double-crop soybean, *Agronomy Journal*, 104, 1074 - 1084, <https://doi.org/10.2134/agronj2011.0235>, 2012.

- 550 Nauer, P. A., Fest, D. J., Vosser, L., and Arndt, S. K.: On-farm trial on the effectiveness of the nitrification inhibitor DMPP indicates no benefits under commercial Australian farming practices, *Agriculture, Ecosystems and Environment*, 253, 82 - 89, <https://doi.org/10.1016/j.agee.2017.10.022>, 2018.
- Nelson, K. A., Paniagua, S. M., and Motavalli, P. P.: Effect of polymer coated urea, irrigation, and drainage on nitrogen utilization and yield of corn in a claypan soil, *Agronomy Journal*, 101, 681 - 687, <https://doi.org/10.2134/agronj2008.0201>, 2009.
- Noellsch, A. J., Motavalli, P. P., Nelson, K. A., and Kitchen, N. R.: Corn response to convention and slow-release nitrogen fertilizers across a claypan landscape, *Agronomy Journal*, 101, 607 - 614, <https://doi.org/10.2134/agronj2008.0067x>, 2009.
- 555 Patil, M. D., Das, B. S., Barak, E., Bhadoria, P. B. S., and Polak, A.: Performance of polymer-coated urea in transplanted rice: effect of mixing ratio and water input on nitrogen use efficiency, *Paddy and Water Environment*, 8, 189 - 198, <https://doi.org/10.1007/s10333-010-0197-3>, 2010.
- 560 Payne, K. M., Hancock, D. W., Cabrera, M. L., Lacy, R. C., and Kissel, D. E.: Blending polymer-coated nitrogen fertilizer improved Bermudagrass forage productions, *Crop Science*, 55, 2918 - 2928, <https://doi.org/10.2135/cropsci2014.12.0829>, 2015.
- Quemada, M., Baranski, M., Lange, M. N. J. N.-d., Vallejo, A., and Cooper, J. M.: Meta-analysis of strategies to control nitrate leaching in irrigated agricultural systems and their effects on crop yield, *Agriculture, Ecosystems and Environment*, 174, 1-10, <https://doi.org/10.1016/j.agee.2013.04.018>, 2013.
- Rayment, G. and Lyons, D.: Soil Chemical methods: Australasia, CSIRO Publishing, Collingwood, Australia2010.
- 565 Rochette, P., Angers, D. A., Chantigny, M. H., Gasser, M., MacDonald, J. D., Pelster, D. E., and Bertrand, N.: Ammonia volatilization and nitrogen retention: how deep to incorporate urea?, *Journal of Environmental Quality*, 42, 1635 - 1642, 2013.
- Rotondo, F., Rodrigo, C., Cantera, L., Pascua, I. D., Clavijo, L., and Dieste, A.: Lignin-based coatings for controlled P-release fertilizer consisting of granulated simple superphosphate, *Holzforschung*, 72, 637 - 643, <https://doi.org/10.1515/hf-2017-0176>, 2018.
- 570 Rowlings, D., Scheer, C., Liu, S., and Grace, P.: Annual nitrogen dynamics and urea fertilizer recoveries from a dairy pasture using 15N: effect of nitrification inhibitor DMPP and reduced application rates, *Agriculture, Ecosystems, and Environment*, 216, 216 - 225, <https://doi.org/10.1016/j.agee.2015.09.025>, 2016.
- 575 Schwenke, G. D. and Haigh, B. M.: Urea-induced nitrous oxide emissions under sub-tropical rain-fed sorghum and sunflower were nullified by DMPP, partially mitigated by polymer-coated urea, or enhanced by a blend of urea and polymer-coated urea, *Soil Research*, 57, 342 - 356, <https://doi.org/10.1071/SR18285>, 2019.

Searle, P.: Automated colorimetric determination of ammonium ions in soil extracts with Technicon AutoAnalyzer II equipment, *New Zealand Journal of Agricultural Research*, 18, 183 - 187, <https://doi.org/10.1080/00288233.1975.10421021.1974>.

580 Shaviv, A.: Advances in controlled-release fertilizers, *Advances in Agronomy*, 71, 1 - 49, [https://doi.org/10.1016/S0065-2113\(01\)71011-5](https://doi.org/10.1016/S0065-2113(01)71011-5), 2001.

Shaviv, A., Raban, S., and Zaidel, E.: Modeling Controlled Nutrient Release from Polymer Coated Fertilizers: Diffusion Release from Single Granules, *Environmental Science and Technology*, 37, 2251 - 2256, <https://doi.org.ezproxy.library.uq.edu.au/10.1021/es011462v>, 2003.

585 Shi, X., Hu, H., Muller, C., He, J., Chen, D., and Suter, H. C.: Effects of the nitrification inhibitor 3,4-dimethylpyrazole phosphate on nitrification and nitrifiers in two contrasting agricultural soils, *Applied and Environmental Microbiology*, 82, 5236 - 5248, <https://doi.org/10.1128/AEM.01031-16>, 2016.

Soon, Y. K., Malhi, S. S., Lemke, R. L., Lupwayi, N. Z., and Grant, C. A.: Effect of polymer-coated urea and tillage on the dynamics of available N and nitrous oxide emission from Gray Luvisols, *Nutrient Cycling in Agroecosystems*, 90, 267 - 279, <https://doi.org/10.1007/s10705-011-9428-2>, 2011.

590 SIX EASY STEPS TOOLBOX: <https://sugarresearch.com.au/growers-and-millers/nutrient-management/six-easy-steps-toolbox/>, last access: 23rd February 2022.

Thapa, R., Chatterjee, A., Awale, R., McGranahan, D., and Daigh, A.: Effect of enhanced efficiency fertilizers on nitrous oxide emission and crop yields: a meta-analysis, *Soil Science Society of America Journal*, 80, 1121 -1134, <https://doi.org/10.2136/sssaj2016.06.0179>, 2016.

595 Topp, G. C., Parkin, G. W., and Ferre, T. P. A.: Soil Water Content, in: *Soil Sampling and Methods of Analysis*, edited by: Carter, M. R., and Gregorich, E. G., CRC Press LLC, 2007.

Trenkel, M.: Slow-and controlled-release and stabilized fertilizers: an option of enhancing nutrient use efficiency in agriculture, *International Fertilizer Industry Association (IFA)*, Paris, France.

600 Vadjung, C. and Saengsuwan, S.: Biodegradable IPN hydrogels based on pre-vulcanized natural rubber and cassava starch as coating membrane for environment-friendly slow-release urea fertilizers, *Journal of Polymers and the Environment*, 26, 3967 - 3980, <https://doi.org/10.1007/s10924-018-1274-8>, 2018.

Wang, S., Zhao, X., Xing, G., Yang, Y., Zhang, M., and Chen, H.: Improving grain yield and reducing N loss using polymer-coated urea in southeast China, *Agronomy for Sustainable Development*, 35, 1103 - 1115, <https://doi.org/10.1007/s13593-015-0300-7>, 2015.

- 605 [Wang, W., Reeves, S., Salter, B., Moody, P., and Dalal, R.: Effects of urea formulations, application rates and crop residue retention on N₂O emissions from sugarcane fields in Australia, *Agriculture, Ecosystems and Environment*, 216, 137 - 146, <https://doi.org/10.1016/j.agee.2015.09.035>, 2016a.](#)
- [Wang, W., Park, G., Reeves, S., Zahmel, M., Heenan, M., and Salter, B.: Nitrous oxide emission and fertiliser nitrogen efficiency in a tropical sugarcane cropping system applied with different formulations of urea, *Soil Research*, 54, 572 - 584, <https://doi.org/10.1071/SR15314>, 2016b.](#)
- 610 [WRB, I. w. G.: World reference base for soil resources 2014, Rome, 2015.](#)
- [Youden, W. J. and Steiner, E. H.: Statistical Manual of AOAC. Association of Official Analytical Chemists, Washington, DC1975.](#)
- [A/APFCO: Official Publication Number 65, Association of the American Plant Food Controls Officials, 2013](#)
- 615 [Araujo, B. R., Romao, L. P. C., Doumer, M. E. and Mangrich, A. S.: Evaluation of the interactions between chitosan and humics in medica for the controlled release of nitrogen fertilizer, *J Environ Manage*, 190, 122—131, <https://doi.org/10.1016/j.jenvman.2016.12.059>, 2017.](#)
- [Azam, F., Benckiser, G., Muller, C. and Ottow, J.: Release, movement and recovery of 3,4-dimethylpyrazole-phosphate \(DMPP\), ammonium, and nitrate from stabilized nitrogen fertilizer granules in a silty clay soil under laboratory conditions, *Biol Fert Soils*, 34, 118—125, <https://doi.org/10.1007/s003740100384>, 2001.](#)
- 620 [Azeem, B., KuShaari, K., Man, Z. B., Basit, A. and Thanh, T. H.: Review on materials and method to produce controlled release coated urea fertilizer, *J Control Release*, 181, 11—21, <https://doi.org/10.1016/j.jconrel.2014.02.020>, 2014.](#)
- [Benckiser, G., Christ, E., Herbet, T., Weiske, A., Blome, J. and Hardt, M.: The nitrification inhibitor 3,4-dimethylpyrazole-phosphat \(DMPP\) — quantification and effects on soil metabolism, *Plant Soil*, 371, 257—266, <https://doi.org/10.1007/s11104-1664-6>, 2013.](#)
- 625 [Best, E.: An automated method for the determination of nitrate nitrogen in soil extracts, *Queensland J Agr Anim Sci*, 33, 161—166, 1976.](#)
- [Brech, F.: Determination of selected elements in plant tissue digests, *ICP Information Newsletter*, 1, 195, 1976.](#)
- [Bremner, J.: Inorganic forms of nitrogen, in: *Methods of Soil Analysis. Part 2. Chemical and Microbiological Properties, Agronomy Monograph 9.2*, edited by: C. Black, American Society of Agronomy, Soil Science Society of America, Madison, Wisconsin, 1179—1237, 1965](#)
- 630 [Byrnes, B. and Freney, J.: Recent developments of the use of urease inhibitors in the tropics, *Fert Res*, 42, 251—259, <https://doi.org/10.1007/BF00750519>, 1995.](#)
- [Chen, Q., Qi, L., Bi, Q., Dai, P., sun, D., Sun, C.:...,Lin, X.: Comparative effects of 3,4-dimethylpyrazole-phosphate \(DMPP\) and diacyandiamide \(DCD\) on ammonia-oxidizing bacteria and archaea in vegetable soil, *Appl Microbiol Biot*, 99, 333—341, <https://doi.org/10.1007/s00253-014-6026-7>, 2015.](#)

Creason, G., Schmitt, M., Douglass, E. and Henderickson, L.: Urease inhibitory activity associated with N (n-butyl)thiophosphoric triamide is due to formation of its oxon analog, *Soil Biol Biochem*, 22, 209—211, [https://doi.org/10.1016/0038-0717\(90\)90088-H](https://doi.org/10.1016/0038-0717(90)90088-H), 1990.

640 Dang, Y. P., Martinez, C., Smith, D., Rowlings, D., Grace, P. and Bell, M.: Maize production and nitrous oxide emissions from enhanced efficiency nitrogen fertilizers, *Nutr Cycl Agroecosys*, 121, 191—208, <https://doi.org/10.1007/s10705-021-10171-4>, 2021.

Dhakal, D. and Nelson, K. A.: Polymer coated urea rates, timings, and ratio combinations with non-coated urea for corn, *J Plant Nutr*, 42, 1072—1085, <https://doi.org/10.1080/01904167.2019.1589498>, 2019.

645 DiBella, L., Stacey, S., Benson, A., Royle, A. and Holberger, G.: An assessment of controlled release fertiliser in the Herbert cane growing region, *Proceedings from the Australian Society of Sugar Cane Technologists*, 35, 2013.

Douglas, L. and Bremner, J.: Extraction and colourimetric determination of urea in soils, *Soil Sci Soc Am J*, 34, 859—862, <https://doi.org/10.2136/sssaj1970.03615995003400060015x>, 1970.

650 Dowie, J., Thompson, M. and Anderson, A.: A three year assessment of controlled release and nitrification inhibiting fertilisers in the Burdekin, *Proceedings from the Australian Society of Sugar Cane Technologists*, 41, 547—557, 2019.

Du, C., Zhou, J. and Shaviv, A.: Release characteristics of nutrient from polymer-coated compound controlled release fertilizers, *J Polym Environ*, 14, 223—230, <https://doi.org/10.1007/s10924-006-0025-4>, 2006.

Emerson, K., Russo, R., Lund, R. and Thurston, R.: Aqueous ammonia equilibrium calculations: Effect of pH and temperature, *J Fish Res Board Can*, 32, 2379—2383, <https://doi-org.ezproxy.library.uq.edu.au/10.1139/f75-274>, 1975.

655 Erickson, R.: An evaluation of mathematical models for the effects of pH and temperature on ammonia toxicity to aquatic organisms, *Water Res*, 19, 1047—1058, [https://doi.org/10.1016/0043-1354\(85\)90375-6](https://doi.org/10.1016/0043-1354(85)90375-6), 1985.

Fu, Q., Clark, I. M., Zhu, J., Hu, H. and Hirsch, P. R.: The short term effects of nitrification inhibitors on the abundance and expression of ammonia and nitrate oxidizers in a long term field experiment comparing land management, *Biol Fert Soils*, 54, 163—172, <https://doi.org/10.1007/s00374-017-1249-2>, 2018.

660 Guardia, G., Marsden, K. A., Vellejo, A., Jones, D. L. and Chadwick, D. R.: Determining the influence of environment and edaphic factors on the fate of the nitrification inhibitors DCD and DMPP in soil, *Sci Total Environ*, 624, 1202—1212, <https://doi.org/10.1016/j.scitotenv.2017.12.250>, 2018.

Guo, J., Wang, Y., Blaylock, A. D. and Chen, X.: Mixture of controlled release and normal urea to optimize nitrogen management for high yielding (>15 Mg ha⁻¹) maize, *Field Crop Res*, 204, 23—30, <https://doi.org/10.1016/j.fcr.2016.12.021>, 2017.

665 Halvorson, A. D. and Grosso, S. J. D.: Nitrogen placement and source effects of nitrous oxide emissions and yields of irrigated corn, 42, 312—322, 2013.

IUSS Working Group: World reference base for soil resources 2014, Food and Agriculture Organization of the United Nations, Rome, 2015

- 670 Janke, C. K., Moody, P. and Bell, M. J.: Three-dimensional dynamics of nitrogen from banded enhanced efficiency fertilizers, *Nutr Cycl Agroecosys*, 118, 227–247, <https://doi.org/10.1007/s10705-020-10095-5>, 2020.
- Janke, C. K., Moody, P. and Bell, M. J.: Biochemical changes and distribution of nitrogen from bands of stabilised N-fertilizers in contrasting soils, *Geoderma*, 382, <https://doi.org/10.1016/j.geoderma.2020.114770>, 2021.
- Janke, C. K., Moody, P., Fujinuma, R. and Bell, M.: The impact of banding polymer-coated urea on nitrogen-availability and distribution in contrasting soils, *J Soil Sci Plant Nutr*, <https://doi.org/10.1007/s42729-022-00869-x>, 2022.
- 675 Juliette, L., Hyman, M. and Arp, D.: Inhibition of ammonia-oxidation in *Nitrosomonas europaea* by sulphur compounds: thioethers are oxidized to sulfoxides by ammonia monooxygenase, *Appl Environ Microbiol*, 59, 3718–3727, <https://doi.org/10.1128/aem.59.11.3718-3727.1993>.
- LeMonte, J. J., Jolley, V. D., Summerhays, J. S., Terry, R. E. and Hopkins, B. G.: Polymer-coated urea in turfgrass maintains vigor and mitigates nitrogen's environmental impacts, *PLoS One*, 11, 0146761, <https://doi.org/10.1371/journal.pone.0146761>, 2016.
- 680 Lester, D. W., Bell, M. J., Bell, K. L., Migliorati, M. D. A., Scheer, C., Rowlings, D. and Grace, P. R.: Agronomic responses of grain sorghum to DMPP-treated urea on contrasting soil types in north-eastern Australia, *Soil Res*, 54, 565–571, <http://dx.doi.org/10.1071/SR15337>, 2016.
- 685 Li, N., Ning, T., Cui, Z., Tian, S., Li, Z. and Lal, R.: N₂O emission and yield in maize field fertilized with polymer-coated urea under subsoiling or rotary tillage, *Nutr Cycl Agroecosys*, 102, 397–410, <https://doi.org/ezproxy.library.uq.edu.au/10.1007/s10705-015-9713-6>, 2015.
- Li, X., Li, Q., Xu, X., Su, Y., Yue, Q. and Gao, B.: Characterization, swelling and slow-release properties of a new controlled release fertilizer based on wheat straw cellulose hydrogel, *J Taiwan Inst Chem E*, 60, 564–572, <https://doi.org/10.1016/j.jtice.2015.10.027>, 2016.
- 690 Martinez, C., Clarke, D., Dang, Y. P., Janke, C. and Bell, M. J.: Integrated field-assessment of nitrogen-release dynamics and crop-recovery of band-applied controlled-release fertilisers, *Plant Soil*, 466, 257–273, <https://doi.org/10.1007/s11104-021-05043-3>, 2021.
- McCarthy, G.: Modes of action of nitrification inhibitors, *Biol Fert Soil*, 29, 1–9, <https://doi.org/10.1007/s003740050518>, 1999.
- 695 McCarthy, G. and Bremmer, J.: Inhibition of nitrification in soil by acetylenic compounds, *Soil Sci Soc Am J*, 50, 1198–1201, <https://doi.org/10.2136/sssaj1986.03615995005000050021x>, 1986.
- McCarthy, G. and Bremmer, J.: Inhibition of nitrification in soil by heterocyclic nitrogen compounds, *Biol Fert Soils*, 8, 204–211, <https://doi.org/10.1007/BF00266480>, 1989.
- 700 McKenzie, R. H., Middleton, A. B., Pfiffner, P. G. and Bremer, E.: Evaluation of polymer-coated urea and urease inhibitor for winter wheat in Southern Alberta, *Agron J*, 102, 1210–1216, <https://doi.org/10.2134/agronj2009.0194>, 2010.
- Medina, R. and Radel, R.: Mechanisms of urease inhibition, in: *Ammonia volatilization from urea fertilizers*, edited by: B. Brock and D. Kissel, National Fertilizer Development Centre, Alabama, 137–174, 1988.

- 705 Nash, P. R., Nelson, K. A., Motavalli, P. P. and Meinhardt, C. G.: Effects of polymer-coated urea application ratios and dates on wheat and subsequent double-crop soybean, *Agron J*, 104, 1074–1084, <https://doi.org/10.2134/agronj2011.0235>, 2012.
- Nauer, P. A., Fest, D. J., Vossler, L. and Arndt, S. K.: On-farm trial on the effectiveness of the nitrification inhibitor DMPP indicates no benefits under commercial Australian farming practices, *Agri Ecosyst Environ*, 253, 82–89, <https://doi.org/10.1016/j.agee.2017.10.022>, 2018.
- 710 Nelson, K. A., Paniagua, S. M. and Motavalli, P. P.: Effect of polymer-coated urea, irrigation, and drainage on nitrogen utilization and yield of corn in a claypan soil, *Agron J*, 101, 681–687, <https://doi.org/10.2134/agronj2008.0201>, 2009.
- Noellsch, A. J., Motavalli, P. P., Nelson, K. A. and Kitchen, N. R.: Corn response to convention and slow-release nitrogen fertilizers across a claypan landscape, *Agron J*, 101, 607–614, <https://doi.org/10.2134/agronj2008.0067x>, 2009.
- Parkin, T. B. and Hatfield, J. L.: Enhanced efficiency fertilizers: Effect on nitrous oxide emission in Iowa, *Agron J*, 106, 694–702, <https://doi.org/10.2134/agronj2013.0219>, 2014.
- 715 Patil, M. D., Das, B. S., Barak, E., Bhadoria, P. B. S. and Polak, A.: Performance of polymer-coated urea in transplanted rice: effect of mixing ratio and water input on nitrogen use efficiency, *Paddy Water Environ*, 8, 189–198, <https://doi.org/10.1007/s10333-010-0197-3>, 2010.
- Payne, K. M., Hancock, D. W., Cabrera, M. L., Lacy, R. C. and Kissel, D. E.: Blending polymer-coated nitrogen fertilizer improved Bermudagrass forage production, *Crop Sci*, 55, 2918–2928, <https://doi.org/10.2135/cropsci2014.12.0829>, 2015.
- 720 Quemada, M., Baranski, M., Lange, M. N. J. N. d., Vallejo, A. and Cooper, J. M.: Meta-analysis of strategies to control nitrate leaching in irrigated agricultural systems and their effects on crop yield, *Agri Ecosyst Environ*, 174, 1–10, <https://doi.org/10.1016/j.agee.2013.04.018>, 2013.
- Rayment, G. and Lyons, D., (Eds.): *Soil Chemical methods: Australasia*, CSIRO Publishing, Collingwood, Australia, 2010.
- 725 Rotondo, F., Rodrigo, C., Cantera, L., Pascua, I. D., Clavijo, L. and Dieste, A.: Lignin-based coatings for controlled P-release fertilizer consisting of granulated simple superphosphate, *Holzforchung*, 72, 637–643, <https://doi.org/10.1515/hf-2017-0176>, 2018.
- Rowlings, D., Scheer, C., Liu, S. and Grace, P.: Annual nitrogen dynamics and urea fertilizer recoveries from a dairy pasture using ^{15}N : effect of nitrification inhibitor DMPP and reduced application rates, *Agri Ecosyst Environ*, 216, 216–225, <https://doi.org/10.1016/j.agee.2015.09.025>, 2016.
- 730 Schwenke, G. D. and Haigh, B. M.: Urea-induced nitrous oxide emissions under sub-tropical rain-fed sorghum and sunflower were nullified by DMPP, partially mitigated by polymer-coated urea, or enhanced by a blend of urea and polymer-coated urea, 57, 342–356, <https://doi.org/10.1071/SR18285>, 2019.
- Searle, P.: Automated colorimetric determination of ammonium ions in soil extracts with Technicon AutoAnalyzer II equipment, *New Zeal J Agr Res*, 18, 183–187, <https://doi.org/10.1080/00288233.1975.10421021>, 1974.
- 735 Shaviv, A.: Advances in controlled-release fertilizers, *Adv Agron*, 71, 1–49, [https://doi.org/10.1016/S0065-2113\(01\)71011-5](https://doi.org/10.1016/S0065-2113(01)71011-5), 2001.

Shaviv, A., Raban, S. and Zaidel, E.: Modeling Controlled Nutrient Release from Polymer Coated Fertilizers: Diffusion Release from Single Granules, *Envir Sci Tech*, 37, 2251–2256, <https://doi-org.ezproxy.library.uq.edu.au/10.1021/es011462v>, 2003.

740 Shi, X., Hu, H., Muller, C., He, J., Chen, D. and Suter, H. C.: Effects of the nitrification inhibitor 3,4-dimethylpyrazole phosphate on nitrification and nitrifiers in two contrasting agricultural soils, *App Environ Microbiol*, 82, 5236–5248, <https://doi.org/10.1128/AEM.01031-16>, 2016.

Thapa, R., Chatterjee, A., Awale, R., McGranahan, D. and Daigh, A.: Effect of enhanced efficiency fertilizers on nitrous oxide emission and crop yields: a meta-analysis, *Soil Sci Soc Am J*, 80, 1121–1134, <https://doi.org/10.2136/sssaj2016.06.0179>, 745 2016.

Topp, G. C., Parkin, G. W. and Ferre, T. P. A.: Soil Water Content, in: *Soil Sampling and Methods of Analysis*, edited by: M. R. Carter and E. G. Gregorich, CRC Press LLC, 2007

Vadung, C. and Saengsuwan, S.: Biodegradable IPN-hydrogels based on pre-vulcanized natural rubber and cassava starch as coating membrane for environment friendly slow release urea fertilizers, *J Polym Environ*, 26, 3967–3980, 750 <https://doi.org/10.1007/s10924-018-1274-8>, 2018.

Wang, S., Zhao, X., Xing, G., Yang, Y., Zhang, M. and Chen, H.: Improving grain yield and reducing N loss using polymer-coated urea in southeast China, *Agron Sustain Dev*, 35, 1103–1115, <https://doi.org/10.1007/s13593-015-0300-7>, 2015.

Wang, W., Park, G., Reeves, S., Zahmel, M., Heenan, M. and Salter, B.: Nitrous oxide emission and fertiliser nitrogen efficiency in a tropical sugarcane cropping system applied with different formulations of urea, *Soil Res*, 54, 572–584, 755 <https://doi.org/10.1071/SR15314>, 2016a.

Wang, W., Reeves, S., Salter, B., Moody, P. and Dalal, R.: Effects of urea formulations, application rates and crop residue retention on N₂O emissions from sugarcane fields in Australia, *Agri Ecosys Environ*, 216, 137–146, <https://doi.org/10.1016/j.agee.2015.09.035>, 2016b.

760 Youden, W. J. and Steiner, E. H., (Eds.): *Statistical Manual of AOAC*, Association of Official Analytical Chemists, Washington, DC, 1975

765

770

775

780

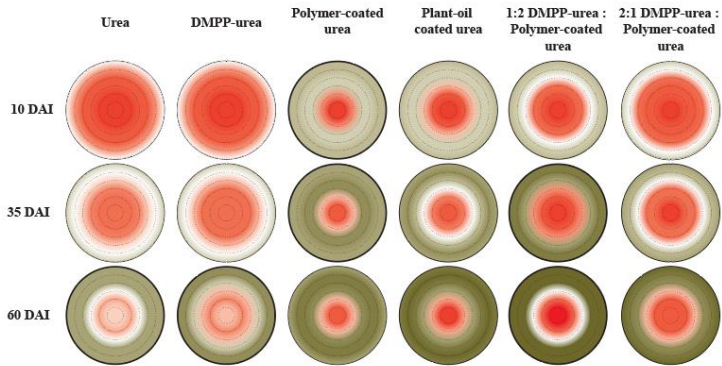
785

790

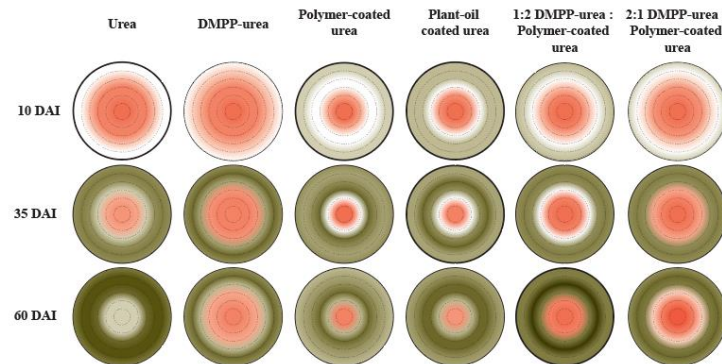
795

800

Ferralsol



Vertisol



805

810

Figure 1: Heat maps displaying changes (with respect to untreated soil, Table 1) in pH distribution from bands of N-fertilizer treatments in the Ferralsol and Vertisol over time (days after incubation; DAI). Initial pH values were 6.30 (Ferralsol) and 7.15 (Vertisol). Changes in the pH of untreated soil are presented in the Supplementary Material (Part A, Table S1).

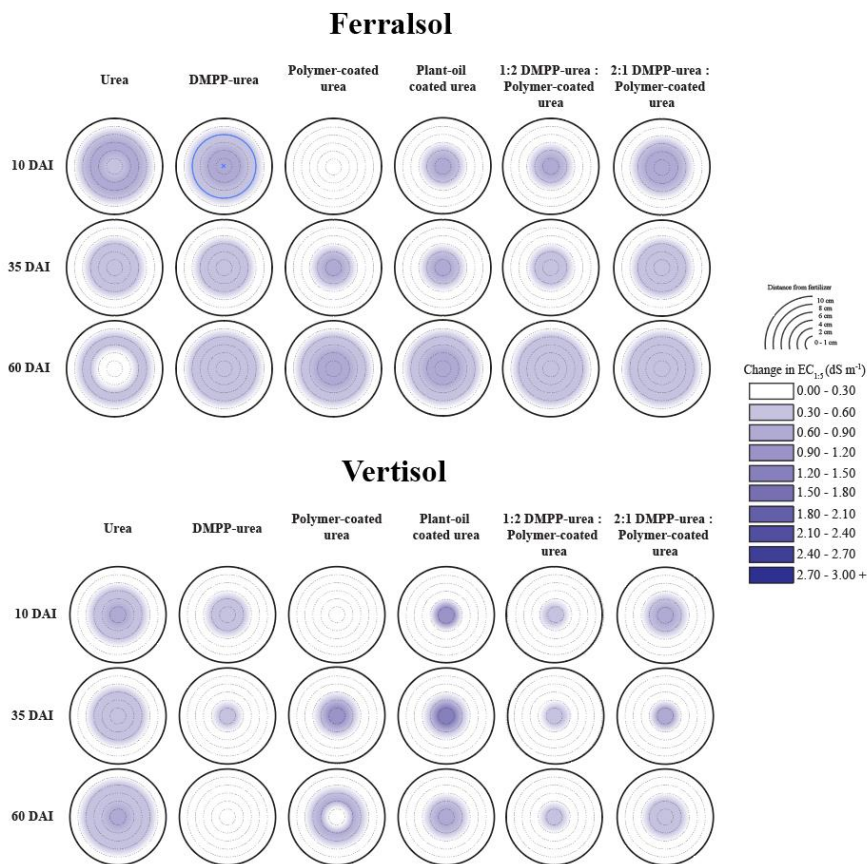
815

820

825

830

835

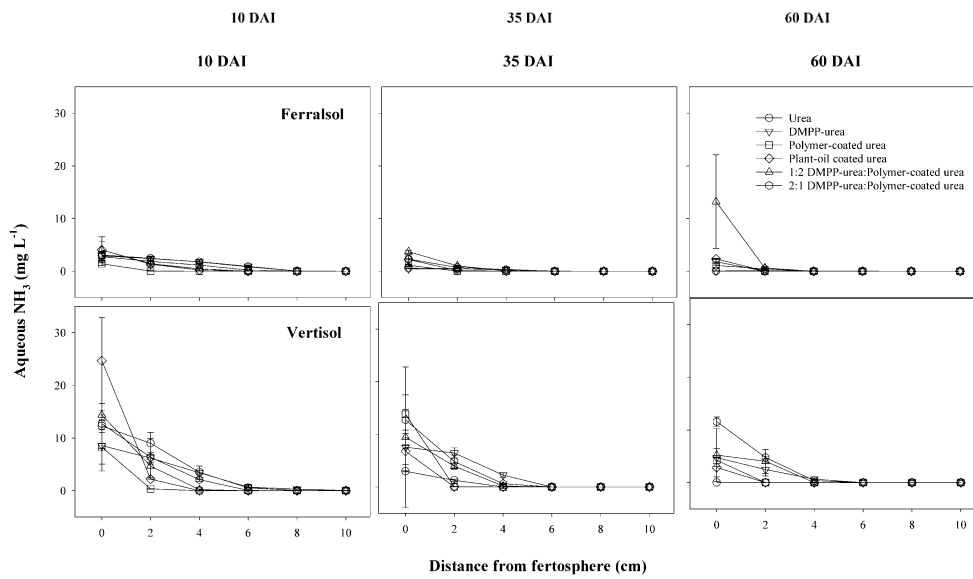


840

845

Figure 2: Heat maps displaying changes (with respect to untreated soil, Table 1) in electrical conductivity (EC, dS m^{-1}) distribution from bands of N-fertilizer treatments in the Ferralsol and Vertisol over time (days after incubation; DAI). Initial EC values were 0.07 dS m^{-1} (Ferralsol) and 0.35 dS m^{-1} (Vertisol). Changes in the EC of untreated soil are presented in the Supplementary Material (Part A, Table S1).

850



855

860

865

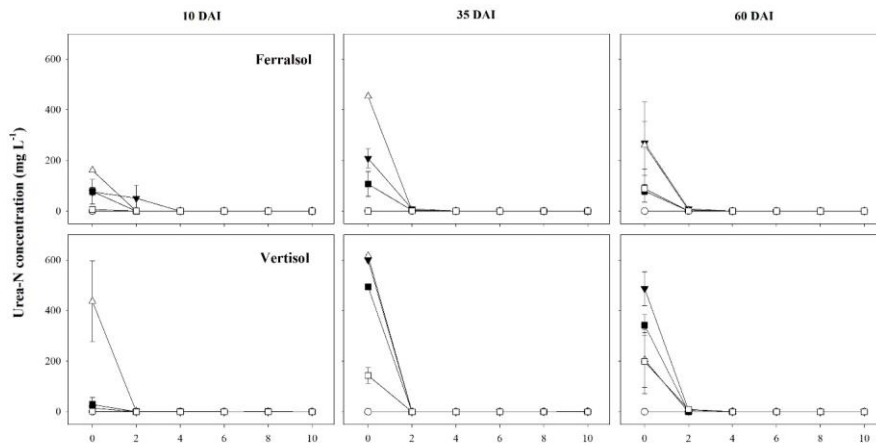
870

Figure 3: Aqueous NH_3 concentration (mg L^{-1}) over distance and time (days after incubation; DAI) from banded N-fertilizer treatments in a Ferralsol and Vertisol. Vertical bars represent the standard error of the mean.

875

880

885



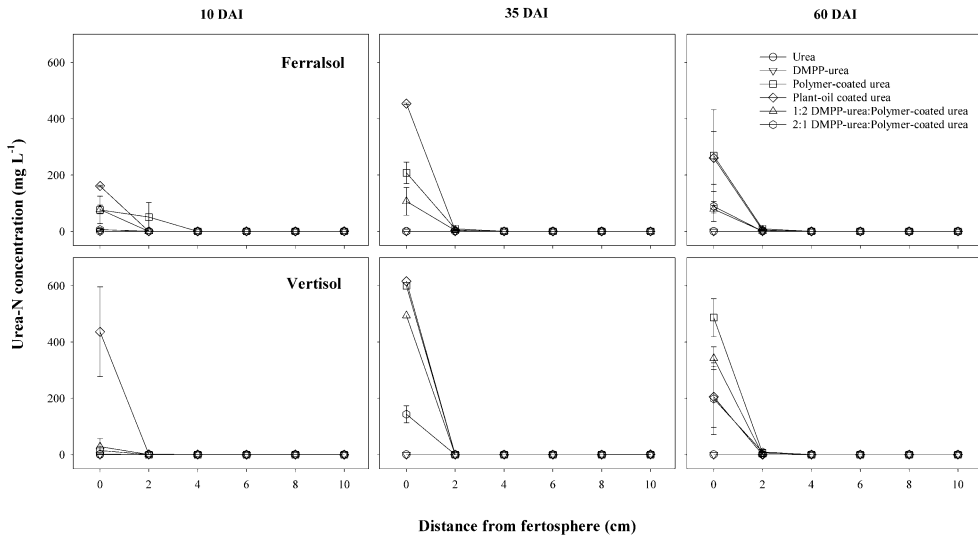


Figure 4: Urea-N concentration (mg L^{-1}) over distance and time (days after incubation; DAI) from banded N-fertilizer treatments in a Ferralsol and Vertisol. Vertical bars represent the standard error of the mean.

910

|

915

920

925

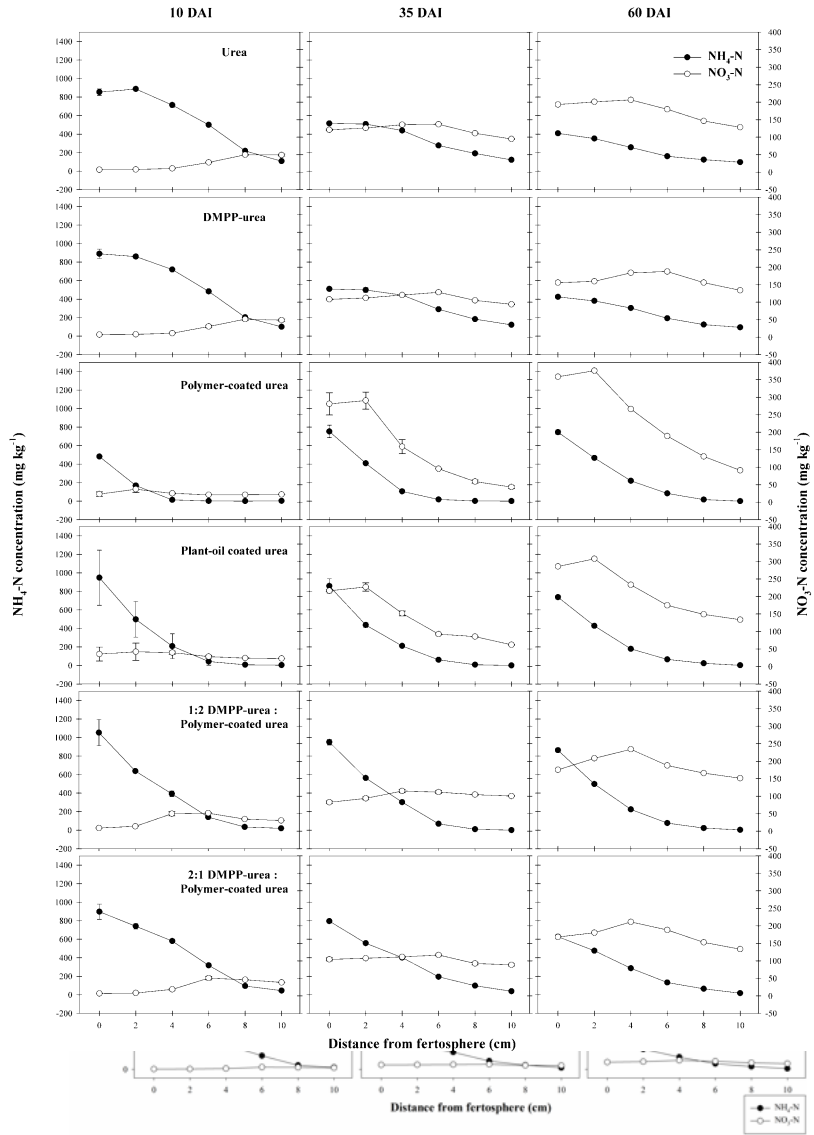
930

935

940

945

950



955 **Figure 5: Concentration (mg N kg⁻¹ soil) of mineral N species from N-fertilizer treatments in the Ferralsol during a 60-day incubation (DAI). Vertical bars represent the standard error of the mean.**

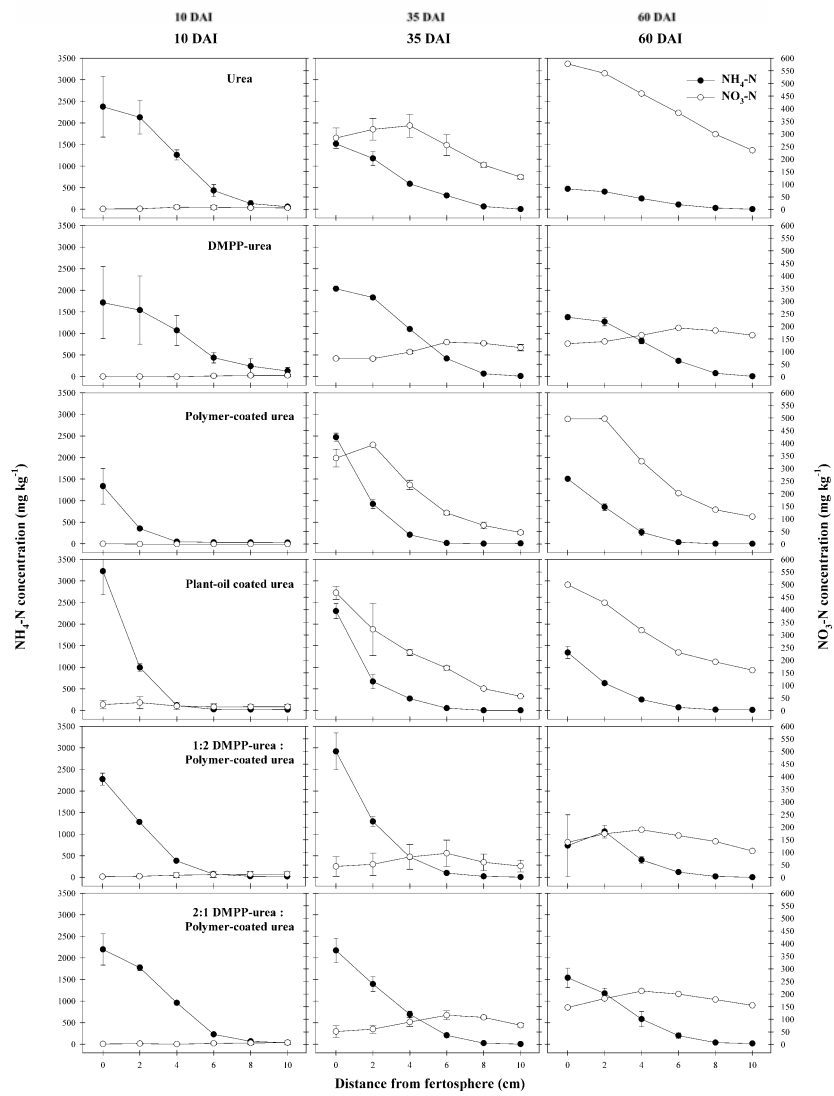


Figure 6: Concentration (mg N kg⁻¹ soil) of mineral N species from N-fertilizer treatments in the Vertisol during a 60-day incubation (DAI). Vertical bars represent the standard error of the mean.

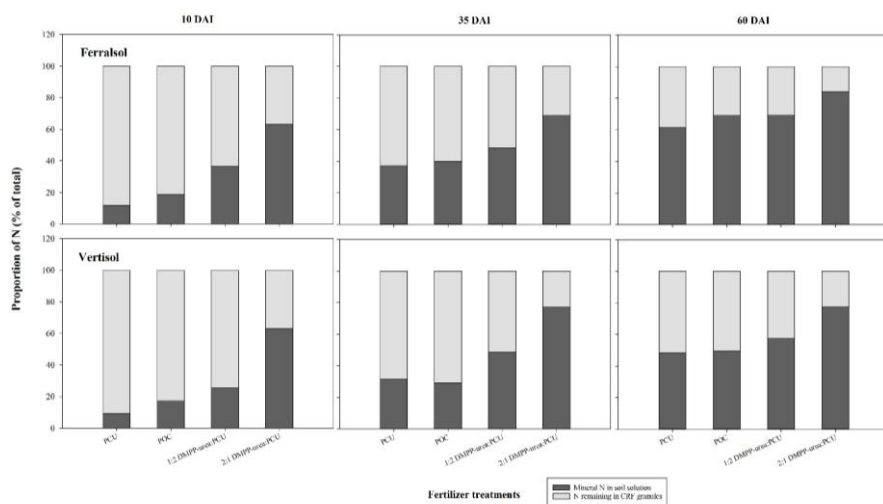


Figure 7: Proportion of total recovered N (%) in either soil solution (dark shading) or remaining within granules (light shading) over 60 days after incubation (DAI) in the Ferralsol and Vertisol.

Formatted: Caption

|

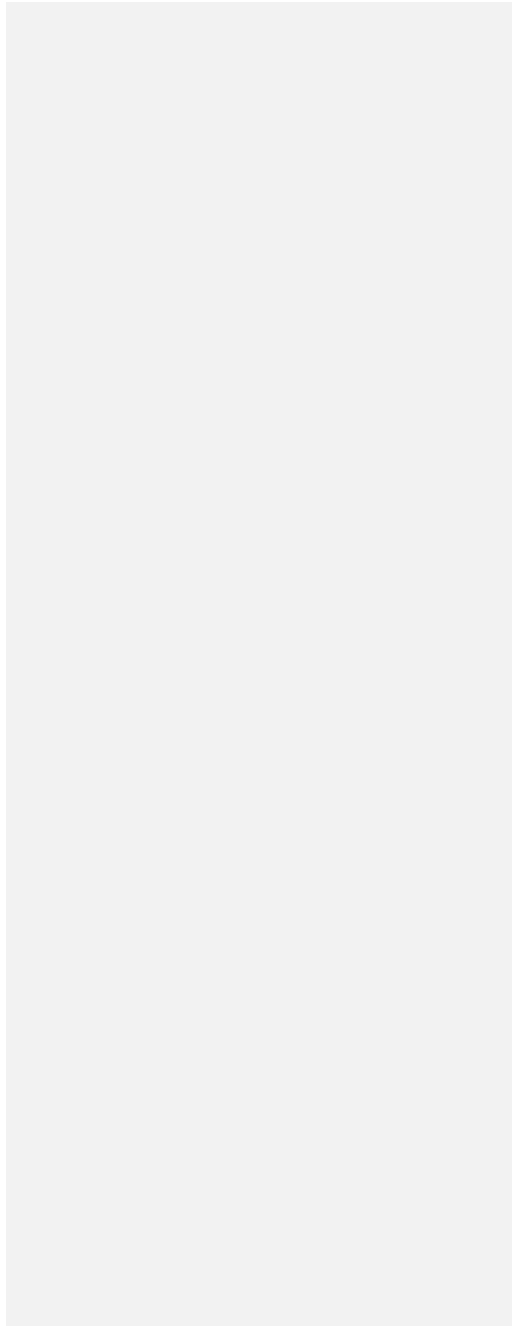


Table 1: Soil chemical properties and characteristics. Where, EC is the electrical conductivity; pHBC is the pH buffering capacity; C is carbon; TOC is total organic carbon; TN is total nitrogen; and GWC (FC) is the gravimetric water content at field capacity

Soil Order ¹	pH 1:5w	EC 1:5 (dS m ⁻¹)	(cmol OH- kg ⁻¹ pH unit ⁻¹) pHBC	Particle size analysis (%)				Exchangeable cations cmol(+) kg ⁻¹					(%)			(mg kg ⁻¹)		(g g soil ⁻¹)
				Coarse sand	Fine sand	Silt	Clay	Ca	Mg	K	Na	CEC	Total C	TOC	TN	NH ₄ ⁺ -N	NO ₃ ⁻ -N	GWC (FC)
Ferralsol	6.30	0.07	1.32	38	46	9	9	3.6	0.7	0.19	<0.08	4.5	1.21	1.17	0.06	3.2	6.8	0.12
Vertisol	7.15	0.35	3.51	5	26	21	52	12.8	13.2	0.79	1.82	28.5	2.36	2.32	0.18	4.8	8.5	0.32

¹IUSS Working Group, 2015

Awale, R., & Chatterjee, A. (2017). Enhanced efficiency nitrogen products influence ammonia volatilization and nitrous oxide emission from two contrasting soils. *Agronomy, Soils & Environmental Quality*, 109(1), 47–57. <https://doi.org/https://doi:10.2134/agronj2016.04.0219>

Table 2 Mass N balance table for whole pots of N-fertilizer treatments in Ferralsol or Vertisol over time. Soil and granule -N values are calculated by multiplying measured concentrations in extractions by the soil or recoverable granule mass. Unaccounted N (mg) is the difference in applied N from fertilizer treatments (1350 mg N pot⁻¹) and the native soil N concentration multiplied by the total volume of soil in each pot (Ferralsol = 143 mg N; Vertisol = 159 mg N) to that recovered in soil and granules extracts. 105 percent of unaccounted-N is the 'mg' value divided by total starting N (applied + native N), then multiplied by 100. The intensity of the colour grading for unaccounted-N (%) values indicates the values relative to other treatments and over time, within each soil (i.e., > colour intensity = higher proportion of unaccounted N)

Soil	Fertilizer treatment	10 DAI						
		Soil-N (mg)			Granule-N (mg)	Unaccounted-N (mg)	Unaccounted-N (%)	
		Urea	NH ₄ ⁺	NO ₃ ⁻	Total solution N	Total	Total	
	Urea	0	1011	106	1117	-	376	25
	DMPP-urea	0	982	108	1091	-	403	27
	PCU	57	53	66	177	1091	225	15
	POCU	20	230	80	329	1307	-143	-10
	1:2 DMPP-urea : PCU	9	418	106	534	944	15	1
	2:1 DMPP-urea : PCU	1	677	109	787	455	251	17
		35 DAI						
		Soil-N (mg)			Granule-N (mg)	Unaccounted-N (mg)	Unaccounted-N (%)	
		Urea	NH ₄ ⁺	NO ₃ ⁻	Total solution N	Total	Total	
	Urea	1	693	330	1025	-	468	31
	DMPP-urea	1	694	312	1007	-	487	33
	PCU	34	149	262	445	750	299	20
	POCU	57	225	282	564	762	167	11
	1:2 DMPP-urea : PCU	16	290	301	607	632	254	17
	2:1 DMPP-urea : PCU	4	499	286	788	355	350	23
		60 DAI						
		Soil-N (mg)			Granule-N (mg)	Unaccounted-N (mg)	Unaccounted-N (%)	
		Urea	NH ₄ ⁺	NO ₃ ⁻	Total solution N	Total	Total	

Formatted: Indent: Left: -1.25 cm

Formatted Table

Urea	0	451	456	907	-	587	39
DMPP-urea	0	492	456	948	-	546	37
PCU	40	250	474	764	453	276	18
POCU	35	224	493	751	322	420	28
1:2 DMPP-urea : PCU	10	263	509	781	343	369	25
2:1 DMPP-urea : PCU	11	356	468	834	157	502	34

Soil	Fertilizer treatment	10 DAI						
		Soil-N (mg)			Granule-N (mg)	Unaccounted-N (mg)	Unaccounted-N (%)	
		Urea	NH ₄ ⁺	NO ₃ ⁻	Total solution N	Total	Total	Total
	Urea	1	1119	18	1137	-	371	25
	DMPP-urea	1	1075	10	1086	-	422	28
	PCU	1	157	0	158	1525	-175	-12
	POCU	46	291	40	378	1410	-279	-18
	1:2 DMPP-urea : PCU	5	434	29	468	1288	-247	-16
	2:1 DMPP-urea : PCU	0	805	13	818	471	220	15
		35 DAI						
		Soil-N (mg)			Granule-N (mg)	Unaccounted-N (mg)	Unaccounted-N (%)	
		Urea	NH ₄ ⁺	NO ₃ ⁻	Total solution N	Total	Total	Total
Vertisol	Urea	0	596	496	1092	-	417	28
	DMPP-urea	0	924	284	1209	-	300	20
	PCU	59	278	285	622	654	233	15
	POCU	64	262	314	639	701	168	11
	1:2 DMPP-urea : PCU	24	473	155	653	511	346	23
	2:1 DMPP-urea : PCU	14	598	223	835	181	493	33
			60 DAI					
		Soil-N (mg)			Granule-N (mg)	Unaccounted-N (mg)	Unaccounted-N (%)	
		Urea	NH ₄ ⁺	NO ₃ ⁻	Total solution N	Total	Total	Total
	Urea	0	224	798	1022	-	486	32
	DMPP-urea	0	712	415	1128	-	381	25
	PCU	53	268	460	781	303	425	28
	POCU	20	255	537	812	294	403	27

1:2 DMPP-urea : PCU	<u>34</u>	<u>379</u>	<u>343</u>	<u>755</u>	<u>300</u>	<u>454</u>	<u>30</u>
2:1 DMPP-urea : PCU	<u>27</u>	<u>532</u>	<u>429</u>	<u>988</u>	<u>159</u>	<u>362</u>	<u>24</u>

- 1060 Bell, M. J., Webster, A. J., Skočaj, D. M., Masters, B., Dowie, J., Hill, N., & Moody, P. W. (2021). *Improved Water Quality Outcomes from On-Farm Nitrogen Management* (National Environmental Science Program, Issue).
- Hyatt, C. R., Venterea, R. T., Rosen, C. J., McNearney, M., Wilson, M. L., & Dolan, M. S. (2010). Polymer-coated urea maintains potato yields and reduces nitrous oxide emissions in a Minnesota loamy sand. *Soil Science Society of America Journal*, *74*(2), 419–428.
- Rochette, P., Angers, D. A., Chantigny, M. H., Gasser, M., MacDonald, J. D., Pelster, D. E., & Bertrand, N. (2013). Ammonia volatilization and nitrogen retention: how deep to incorporate urea? *Journal of Environmental Quality*, *42*, 1635–1642.
- 1065 Schwenke, G. D., & Haigh, B. M. (2019). Urea-induced nitrous oxide emissions under sub-tropical rain-fed sorghum and sunflower were nullified by DMPP, partially mitigated by polymer-coated urea, or enhanced by a blend of urea and polymer-coated urea [Soil Res]. *Soil Research*, *57*, 342–356. <https://doi.org/https://doi.org/10.1071/SR18285>
- Soon, Y. K., Malhi, S. S., Lemke, R. L., Lupwayi, N. Z., & Grant, C. A. (2011). Effect of polymer-coated urea and tillage on the dynamics of available N and nitrous oxide emission from Gray Luvisols. *Nutrient Cycling in Agroecosystems*, *90*(2), 267–279. <https://doi.org/https://doi.org/10.1007/s10705-011-9428-2>
- 1070 Wang, W., Reeves, S., Salter, B., Moody, P., & Dalal, R. (2016). Effects of urea formulations, application rates and crop residue retention on N₂O emissions from sugarcane fields in Australia. *Agriculture, Ecosystems and Environment*, *216*, 137–146. <https://doi.org/https://doi.org/10.1016/j.agee.2015.09.035>