

Soil organic matter diagenetic state informs boreal forest ecosystem feedbacks to climate change

Allison. N. Myers-Pigg^{1, a}, Karl Kaiser^{2,3}, Ronald Benner⁴, Susan E. Ziegler¹

5 ¹ Department of Earth Sciences, Memorial University of Newfoundland, St. John's, A1B2S7, Canada

² Department of Marine Science, Texas A&M University, Galveston Campus, Galveston, 77553, USA

³ Department of Oceanography, Texas A&M University, College Station, 77840, USA

10 ⁴ Department of Biological Sciences and School of the Earth, Ocean and Environment, University of South Carolina, Columbia, 29208, USA

Correspondence to: Susan E. Ziegler (sziegler@mun.ca) and Allison Myers-Pigg (a.myerspigg@gmail.com)

15 ^a Current affiliation: Pacific Northwest National Laboratory, Marine and Coastal Research Laboratory, 98382, U.S.A.

Abstract. The fate of soil organic carbon (SOC) in boreal forests is dependent on the integrative ecosystem response to climate change. For example, boreal forest productivity is often nitrogen (N) limited, and climate warming can enhance N cycling and primary productivity. However, the net effect of this feedback on the SOC reservoir and its longevity with climate change remains unclear due to difficulty in detecting small differences between large and variable carbon (C) fluxes needed to determine net changes in soil reservoirs. The diagenetic state of SOC – resulting from the physicochemical and biological transformations that alter the original biomolecular composition of detrital inputs to soil over time – is useful for tracing the net response of SOC at the timescales relevant to climate change not usually discernible from fluxes and stocks alone. Here, we test two hypotheses using a mesic boreal forest climate transect: (1) SOC diagenetic state is maintained across this climosequence, and (2) the maintenance of SOC diagenetic state is a consequence of coupled soil C and N cycling, signifying the role of enhanced N cycling supporting SOC inputs that maintain SOC stocks within the warmer climate forests. Shifts in nonvascular to vascular plant inputs with climate observed in these and other boreal forests highlighted the need to carefully separate biogeochemical indicators of SOC source from those signifying diagenetic alteration. We thus evaluated and applied lignin biomarkers to assess the diagenetic alteration of SOC in these boreal forest organic soils, and directly compared the lignin diagenetic state with that of soil organic nitrogen (SON) assessed through amino acid

composition. The lignin diagenetic state remained constant across the climate transect, indicating a balance
35 between the input and removal of lignin in these mesic boreal forests. When combined with previous
knowledge of these forest ecosystems, including the diagenetic state of SON and direct measures of C fluxes
and stocks, the results indicate a coupled increase in C and N cycling with climate warming that supports
forest productivity and maintains SOC stocks. This balance could markedly shift as other factors begin to
40 limit forest productivity (e.g., trace nutrients, water) with further climate change, or affect forest nutrient
allocation (e.g., forest age or compositional change). Further application of the approach presented here could
be used to detect the limits of this and other ecosystem-climate feedbacks, by providing a tractable and
parameterizable index of lignin state across large spatial scales, necessary for ecosystem-scale
parameterizations.

45 **1 Introduction**

Terrestrial ecosystems containing globally relevant stores of carbon, such as boreal regions, are rapidly responding to climate-induced change (Soja et al., 2007). Boreal forests can act as a net carbon sink (Vanhala et al., 2016), with 50-75% of the total carbon stock stored within soils (Scharlemann et al., 2014). The response of soil organic carbon (SOC) stocks to climate stressors in these high latitude regions is a key
50 uncertainty in global Earth system models (Todd-Brown et al., 2013). Productivity is often N limited in temperate and boreal forests, and climate warming can enhance N cycling, primary production, soil C inputs and stores (Melillo et al., 2011; Philben et al., 2016). However, the net effect of this feedback on SOC stocks and its longevity with climate change remains unclear (Melillo et al., 2017; D'Orangeville et al., 2018) yet important to constrain for reducing uncertainty in predictive modeling efforts.

55 Ecosystem fluxes shape the inputs and losses of SOC stocks on seasonal to annual time scales providing relevant insights about climate feedback controls on SOC. However, detecting small differences between these large and variable fluxes is challenging and makes it difficult to determine net changes in soil reservoirs. Diagenetic signatures of soil organic matter (SOM) are useful for tracing the net response of SOM pools not usually discernible from balancing of soil inputs and losses at the decadal to century
60 timescales relevant to climate change (Billings et al., 2012; Kane et al., 2005). Diagenesis of SOM is the physicochemical and biological transformation (e.g. leaching and decomposition, respectively) of the non-living organic matter in soil that alters the original biomolecular composition of detrital inputs to soil over time. Referred to collectively as the diagenetic state of SOM, the accrual of diagenetic alterations over decades to centuries is observable in the resultant composition of organic matter (Hedges and Prahl, 1993;
65 Hedges and Oades, 1997), and can signify net changes in SOM stocks. For example, increases in the ratio of alkyl to o-alkyl carbon signifies losses of vascular plant-derived carbohydrate and selective retention of less bio-reactive waxes with diagenesis, and thus soil loss exceeding plant inputs (Preston et al., 2009; Baldock et al., 1997). Increases in this ratio have been found to be consistent with a decrease in SOC stocks observed with climate warming in dry continental boreal forests (Norris et al., 2011). However, the
70 ratio of alkyl to o-alkyl C can be complicated by shifting boreal forest vegetation inputs that develop with a warming climate (Quideau et al., 2001; Kohl et al., 2018). Even if primary vegetation sources do not shift, changes in understory composition can alter the soil's apparent diagenetic state as assessed through broad biogeochemical signatures. For example, understory moss inputs can vary as a function of climate change altering the proportion of alkyl to o-alkyl C delivered to soils, preventing the use of this ratio to understand
75 the diagenetic state of SOC across a mesic boreal forest climate transect (Kohl et al. 2018; Philben et al.

2018b). Thus bulk SOC diagenetic state does little to further our understanding of the limits of warming enhanced N cycling supporting mesic boreal forest SOC stocks.

Source specific molecular biomarkers are useful for determination of carbon fate in soils (e.g. Kögel-Knabner, 2002; Rumpel et al., 2002; ; Otto and Simpson, 2005; Otto and Simpson, 2006a Otto and Simpson, 2006b) and may help to overcome these challenges encountered when investigating the fate of carbon in boreal forest soils. Molecular transformations of lignin have provided insights about warming impacts on SOC storage and chemistry over timescales of months to years (e.g., Feng et al., 2008), as well as over climate shifts of years to decades represented by climate transects (e.g., Amelung et al., 1999; Guggenberger et al., 2001; Pengerud et al., 2017). Lignin is used as an indicator of SOC source and processing in a variety of ecosystems (e.g., see review by Thevenot et al., 2010 for utility in soils, and Table S1 for 12 commonly used indices) because it is an important component of vascular plant material (up to 30 wt%), and vascular plants are the sole source of lignin to soils (Kögel-Knabner, 2002). Thus, it is often used as a model compound in climate models (Thevenot et al., 2010; Sainte-Marie et al., 2021). Signatures of lignin phenols include common indicators of microbial degradation and physiochemical processing, such as the ratios of phenolic acids to aldehydes (e.g., vanillyl acids/ aldehydes; $V_{ad/al}$), which increase as lignin side-chain oxidation increases (Hedges et al., 1988; See Table S1 for more detail). While certain indicators of lignin composition are confounded by variable vegetation inputs including mosses (Williams et al., 1998), multiple lignin phenol ratios can better account for variability due to source heterogeneity (Moingt et al., 2016). The comparison of lignin diagenesis across systems with changing source inputs requires assessment of input and soil lignin chemistry via multiple lignin phenol ratios (Simpson et al., 2008; Benner et al., 1990a, b). Thus, if the source inputs are properly constrained, the diagenetic state of lignin is a useful indicator for estimating ecosystem-level SOC responses to climate change over various timescales (Moingt et al., 2016).

Similarly, the composition of total hydrolysable amino acids has been used to trace the diagenetic alteration of organic N in sediments and soils (Dauwe et al., 1999; Menzel et al., 2015; Philben et al., 2016). Amino acids comprise about half of total soil organic nitrogen (SON), and their composition in detritus is transformed by biological and physicochemical processes leading to characteristic losses of some amino acids (e.g., glutamic acid, lysine) and enrichment or retention of others (e.g., glycine and hydroxyproline). Total hydrolysable amino acids have been used to indicate that SON cycling in mesic boreal forest soils can increase with warming (Philben et al., 2016). Given previous observations of increased temperature sensitivity of soil respiration with climate warming (Podrebarac et al., 2016), the inventories of SOC in these forests might be expected to decrease with warming. However, direct measurements suggest that SOC

stocks are maintained, despite increasing ecosystem-scale C inputs and losses in the warmer climate forests across the transect (Ziegler et al., 2017). This apparent discrepancy highlights the need for a direct
110 assessment of shifts in SOC diagenesis with climate change in these boreal forests which, unlike
observations of SON diagenesis (Philben et al., 2018b), is complicated by shifting plant inputs (Philben et
al., 2018 a, b; Kohl et al., 2018). Soil lignin phenol composition, combined with amino acid composition, is
likely to provide a means to assess the extent to which soil C and N cycling is coupled or decoupled in
these boreal forests, which is critical for addressing the hypothesis that stimulation of N cycling can offset
115 C losses with climate warming by alleviating N limitation (Medlyn et al., 2000; Strömngren and Linder,
2002), increasing soil inputs and subsequently maintaining SOC stocks.

In this study, we test two hypotheses relevant to understanding of the role of enhanced N cycling in
supporting the maintenance of SOC stocks in warmer mesic boreal forests across a climate transect (i.e., a
climosequence). First, we hypothesize that the SOC diagenetic state is maintained across this transect
120 consistent with enhanced soil inputs keeping pace with increased losses in the warmer climate forests.
Second, we postulate that the maintenance of SOC diagenetic state is a consequence of coupled soil C and
N cycling, signifying the role of enhanced N cycling supporting productivity and SOC inputs that maintain
SOC stocks within warmer climate forests. To test these hypotheses, we employ lignin biomarkers
providing novel insights on SOC that are compared with previous measures of SON processing (Philben et
125 al., 2016), SOC inventories and fluxes (Ziegler et al., 2017), and bulk and molecular-level SOM
characteristics across this mesic boreal forest climate transect (Ziegler et al., 2017; Kohl et al., 2018).
Maintenance of SOC diagenetic state was tested through the evaluation and use of lignin phenol signatures
depicting diagenetic processing free from the influence of shifting sources of soil inputs (e.g., moss) that
vary across the transect. The measures of lignin phenol-based SOC diagenetic state were then compared
130 directly with the SON diagenetic state with soil depth and across climate regions to assess whether soil C
and N processing was coupled across the forest transect. If increased N cycling does in fact support the
maintenance of SOC stocks within these forests, we would expect the ratio of the diagenetic indices of SOC
to SON to remain consistent across the forest climosequence.

2 Materials and Methods

135 2.1 Field Sampling and Sample Preparation

Organic layers from humo-ferric podzols underlying similar stands of mature balsam fir (*Abies balsamea*)
dominated forests located across a climosequence (Newfoundland and Labrador Boreal Ecosystem
Latitudinal Transect, NL-BELT) were collected in 2011 (Table 1; Ziegler et al., 2017). Sampling focused

140 on three regions of the climosequence: the Eagle River, Salmon River and Grand Codroy regions which
will be referred to herein as the Cold, Cool and Warm regions (Table 1). The three regions of similarly
established forests and soils span approximately 5° in latitude, encompassing an increase of 5.2°C in mean
annual air temperature (MAT), ~ 430 mm yr⁻¹ in mean annual precipitation (MAP) and ~ 180 mm yr⁻¹ in
potential evapotranspiration (PET) with decreasing latitude (Ziegler et al., 2017).

145 Therefore, the transect of study sites represents a temperature and precipitation gradient congruent with
projected climate warming and increased precipitation expected in the region within the next century
(Stocker et al., 2013). The use of this climate transect is intended to promote understanding of the
combined impact of all ecosystem responses (microbial, plant and hydrologic change) to the warmer and
wetter climate predicted for the region and over several decades to a century, rather than immediate
responses to warming alone where the soil system is brought far from its equilibrium state. In doing so, we
150 derive insights into the likely responses of these forest soils to climate change over decadal and century
time scales within this region (Ziegler et al. 2017). The balsam fir forest sites are primarily underlain by
forest floor moss cover in addition to few understory plants, the most common being *Cornus canadensis*
and *Trientalis borealis*. Some fern cover occurs very sporadically in the Cold and Cool regions but is more
common in the Warm region. The total moss cover represents the main understory difference across the
155 study regions where lowest moss cover occurs in the Warm region (Table 1). *Pleurozium* sp. and
Hylcomium sp. dominate the moss cover in the Cold and Cool region sites, with some additional coverage
by *Ptilium* sp. and *Dicranum* sp. in the Cold region. The moss cover in the Warm region sites are
dominated by *Dicranum* sp. and *Rhytidiadelphus* sp.

Each of the three regions along the climosequence contained three forest sites, while at each site soil
160 samples were collected from triplicate plots (total of n= 27 plots across the climosequence; Ziegler et al.,
2017; Table 1). Samples were collected by cutting out a 20 x 20 cm area of the organic layer with clean
serrated knife and clippers, and carefully removing from the surface of the mineral soil surface using a
clean trowel. Organic layers were manually separated into three horizons, L, F and H (equivalent to Oi, Oe
and Oa, respectively, within the U.S. Soil Classification), and dried at 50°C before being ground and stored
165 for further analysis. Plant end-member samples (forest floor mosses, fresh needle foliage, needle litterfall,
roots, wood) subjected to biomarker analysis were collected across one site per region, and were separated
visually into taxonomic groups (e.g., moss genus). Balsam fir needles were also collected in litterfall traps
in the Spring 2011 (litterfall), as well as roots and wood separated from one half of the organic horizons
collected and included as additional endmember plant sources. All end-member samples were dried at 50°C
170 before being ground and stored for further analysis.

2.2 Lignin Analysis

Twelve lignin phenol signatures (see Table S1 for definitions and common usages) were examined across the diagenetic continuum, represented by horizon depth within the total organic layer, and in response to climate warming, represented by one site in each climate region. Samples from each of the three organic horizons (L, F and H) were collected from each of the triplicate organic horizon samples collected from three plots within one site in each of the three regions (total n=27 samples) and were analyzed for lignin phenols released via the cupric oxide oxidation (CuO) method (Hedges and Ertel, 1982), with modifications outlined in Kaiser and Benner (2011) and Louchouart et al. (2010). Soil samples and the plant endmembers (n=27 moss samples, n=9 needle litter samples) were dried, homogenized, and weighed (~5 mg OC) into monel steel pressure vessels (Prime Focus, Inc.), along with reagents cupric oxide and ferrous ammonium sulfate and a steel ball bearing. Samples were oxidized in 2M NaOH at 155°C for 3 hrs on a rotating rack to ensure constant sampling mixing. Samples were cooled immediately and spiked with internal standard of trans-cinnamic acid and ethyl vanillin. Sample clean-up was performed by solid phase extraction (SPE) for plant endmember materials or by liquid-liquid extraction with ethyl acetate for oxidized soil samples (Louchouart et al., 2010; Kaiser and Benner, 2011). SPE eluates or solvent extracts were dried and re-suspended in pyridine for quantification. Samples were analyzed for the twelve common phenols (Fig. S1) via GC-MS-MS (Yan and Kaiser, 2018), utilizing a six-point calibration curve. The percentage of carbon as lignin phenols was determined via methodology outlined in Benner et al. (1990a), correcting for CuO oxidation efficiency.

2.3 NMR

NMR spectra were obtained from Kohl et al. (2018). Briefly, cross-polarization magic-angle spinning solid state ¹³C NMR (CP-MAS ¹³C-NMR) was performed on the site-level scale from pooled plot-level spatial replicates (Kohl et al., 2018). NMR end-member spectra were weighted based on composite litterfall spectra, moss spectra from Kohl et al. (2018) and Douglas fir wood spectra from the literature (Preston et al., 1998). Previously identified peaks were re-integrated here as determined by the sum of integrated peaks in defined spectral regions. Regions were defined in this study as in Baldock et al. (2004): Alkyl 0-45 ppm, Methoxy/N-Alkyl 45-60 ppm, O-alkyl 60-96 ppm, Di-O-Alkyl 95-100 ppm, Aromatic 110-145 ppm, Phenolic 145-165 ppm, Amide/Carboxyl 165-215 ppm. Carboxyl was assigned as the peak at 173 ppm, and Methoxy was assigned to the peak at 56 ppm.

2.4 Lignin Phenol Diagenetic Index (LPDI) development, application, and validation

To assess the lignin diagenetic state, we created a lignin diagenetic index, modeled after the amino acid index presented and utilized successfully in similar contexts in Dauwe et al. 1999; Menzel et al. 2015 and Philben et al. 2016. We utilized principal component analysis (PCA) as a data reduction tool on measured

lignin phenols datasets, to better track changes in the multiple indices and ratios measured. The
205 development of the lignin diagenetic index for these forests was iterative, with the initial development of a
purely informative PCA model used for *a posteriori* identification of potential confounding variables
caused by source variability (i.e., shifts in moss relative to vascular plant inputs) when determining
diagenetic state of lignin (herein referred to as the Source PCA), and a second PCA to then assess variables
best representing the diagenetic state of lignin in these soils (i.e., diagenetic PCA). Before using the PCAs,
210 we first explored how the individual phenol ratios varied with depth and/or site – the source, and/or
processing of lignin in our datasets. After assessing which variables varied with depth or site, we then
performed multiple PCAs targeted at further elucidating source (site) and degradation (depth); details of the
steps taken in this approach are below and can also be found in Supplemental Figure S2.

Lignin phenol signatures considered in this exercise included the most common phenolic indices used in
215 the literature: $\sum 6$, $\sum 6:\sum 8$, %C as lignin, C/V, S/V, VAd/Al, SAd/Al, FAD/CAD, diOHBA/V, % side chain
alteration, P/(V+S), PON/P (Supplemental Table 1). All data was input to each PCA as a soil carbon
normalized molar amount (nmol phenol mgC⁻¹) or ratio (nmol phenol nmol phenol⁻¹), for comparability
during multivariate statistical analyses (Panetta and Gélinas, 2009). Values were processed prior to
performing each PCA by zero centering and scaling to unit variance for each input variable. The effects of
220 source materials on phenolic signatures were first considered for interpretation of lignin diagenesis in these
forests, as they derive from vegetation with highly variable phenol content (e.g., mosses vs. vascular
plants). Therefore, we first completed the Source PCA model, using as inputs lignin phenol signatures that
varied significantly with site (p=12). Input variables included the percentage of identifiable source material
as woody materials, needles, or mosses contributing to the L horizon soil, $\sum 6$, $\sum 6:\sum 8$, %C as lignin, C/V,
225 S/V, diOHBA/V, % side chain alteration, P/(V+S), and PON/P. Pure source or plant endmember samples
(i.e., moss and needle tissues), modeled litterfall and wood samples, and the L-layers subjected to CuO
oxidation were considered as observed entities (n=33; Table S3). These include site composite samples of
the L horizon from each region (n=9), a site composite sample of moss from across both a Warm and Cold
region site as well as samples of the major genera of moss observed across the transect collected from
230 across a site in the Cool region, including both green and lower brown tissues (n=10), two site composite
samples of green and brown balsam fir needle litter from one site in the Cool and Warm regions (n=8), a
composite needle foliage sample from a Warm region site (n=1), modeled birch and balsam fir wood from
the literature (n=2), and modeled total litterfall for each region (n=3); details of how these values were
derived can be found in the Supplement Materials. The Source PCA loadings and scores on PC1 and PC2
235 were used to determine the influence of input sources (e.g., % moss as source contributions) on lignin
phenol indices assessed, to identify which indices were and were not affected by source material inputs
(Tables S2 and S3).

Based on the information from the Source PCA model, all source signatures that do not appear to be affected by the various source input materials present at these sites (e.g., non-vascular moss source inputs, tested as % moss), and that change significantly with depth (a proxy for diagenesis) were further considered as input variables for the diagenetic index development via PCA (diagenetic PCA model). These variables also best retain original variance while reducing any effect of co-correlation effect on the overall PC loadings, and were chosen via a branch and bound algorithm ($p=4$; Cadima et al., 2017). The diagenetic PCA model was built using Vad/al, FAD/CAD, $\sum 6:\sum 8$, and %C as Lignin-C, and the L, F, and H samples (total $n=27$ samples). The lignin phenol diagenetic index (LPDI) was then defined as the first component of the diagenetic PCA model, as it best explained variation in lignin diagenetic state across the samples, while also encompassing the highest explanatory power of a single component. Therefore, higher LPDI scores are interpreted as greater lignin diagenesis, while samples with lower scores are less altered.

To validate the LPDI, including the relationship between the measured phenols and bulk SOC diagenetic state, we created an NMR ratio to represent lignin diagenesis. This ratio is based on previous research indicating the proportion of alkyl and carboxyl carbon increases with increasing lignin diagenetic alteration gymnosperm litter (within the operationally defined Klason lignin fraction), while the proportion of aromatics (including phenolic components) and methoxy carbon decreases with increasing lignin alteration (Zech et al., 1987). The (alkyl + carboxyl) / (aromatics + methoxy) ratio was then used to relate the alteration of lignin observed with ^{13}C -NMR ($n=9$) to the state of lignin diagenesis obtained from the site averaged CuO derived phenol-developed LPDI ($n=27$). The relationship between the LPDI and ^{13}C -NMR spectra was further explored to predict lignin diagenesis in samples not subjected to CuO oxidation. We predicted the LPDI for all 9 study sites along the climate transect ($n = 18$ predictions) based on the ^{13}C -NMR spectra measured in each site across all three regions (Fig. 2).

2.5 Evaluating relative change in diagenetic state of SOC and SON

Lignin and amino acids represent major components of soil C and N, respectively, and the LPDI and AADI (Philben et al., 2016) indicate variability in lignin and amino acid compositions due to increasing alteration with depth. Thus, the ratios of these indices can be used to explore the relative diagenetic state of these compound classes, and to some extent SOC relative to SON as a whole. To compare lignin degradation states with that of amino acids in these soils, we used the amino acid diagenetic index (AADI) data retrieved from Philben et al. (2016). The data were retrieved from Table 1 in Philben et al. (2016), where the amino acid degradation index (AADI) is simply referred to as the degradation index (DI). Because increased diagenesis expressed via the AADI is represented in the literature as a negative loading on its PC1 (Dauwe et al., 1999; Philben et al., 2016), in opposition to the LPDI used here, the sign of AADI is reversed in this representation for ease of comparison in this work.

2.6 Statistical Analysis

Results from these analyses across the boreal forest sites were used to test two hypotheses; (1) the SOC diagenetic state is maintained across this transect, which is consistent with enhanced soil inputs keeping pace with increased losses in the warmer climate forests, and (2) the maintenance of SOC diagenetic state is a consequence of coupled soil C and N cycling, signifying the role of enhanced N cycling supporting productivity and SOC inputs that cumulatively maintain SOC stocks within warmer climate forests. After verifying the LPDI was a robust indicator of diagenetic processing free from the influence of shifting sources of soil inputs (e.g. moss) that vary across the transect, we tested statistically how the LPDI varied with climate region, using analysis of variance (ANOVA) tests. The measures of lignin phenol-based SOC diagenetic state were then compared directly with the SON diagenetic state with soil depth and across climate regions to assess whether soil C and N processing was coupled across the forest transect. If increased N cycling does in fact support the maintenance of SOC stocks within these forests, we would expect the ratio of the diagenetic indices of SOC (i.e., LPDI) to SON (i.e., AADI) to remain consistent across the forest transect.

All statistics were performed in R using R Studio, and R packages ‘tidyverse’ and ‘ggfortify’ were used for data organization and visualization (Tang et al., 2016; Wickham, 2016; RStudio Team, 2016; R Core Team, 2018). A threshold of $\alpha=0.05$ and $\beta= 0.20$ were applied to all ANOVA results. Two-way ANOVA was performed on all soil properties to test for the effects of organic horizon, climate region, and their interactions ($n= 27$, $df= 2$ for each). Differences between regions at each organic horizon was determined via Tukey’s Honest Significance Difference tests, when applicable.

As CuO oxidation was only conducted at one site per region, a two-way ANOVA was performed to test for the effects of organic horizon, site, and their interactions for each lignin parameter ($n= 27$, $df= 2$ for each). Thus, site level values are reported in Figure 1, and error bars on Figure 1 indicate standard deviation for all spatial replicates at the site level. To further understand if site-level trends were observable on the regional scale, the LPDI was compared to and predicted from NMR spectra obtained at the site level (Fig. 2). Statistically significant changes with depth of all tests are interpreted as changes with diagenesis, while significant changes by site only are considered to be source derived. We further tested the combined measured and predicted LPDI values to differences with region and depth (Fig. 3). Figures 3-5 contain the combined results from the measured and predicted LPDI values for all sites in all regions.

3 Results

3.1 Organic soil lignin composition

Lignin phenol signatures generally display significant variation with horizon depth, a proxy for variability due to diagenesis, and climate site, a proxy for variability due to integrated climate effects (Fig. 1). The depth profile from L to H horizon provides an increasing diagenetic state of organic matter, however, variation often observed in the deepest horizon likely reflects a combination of variation in how degraded

the organic matter is, the impact of hydrology (e.g. Hernes et al., 2007) and root inputs or processes (Otto and Simpson, 2006). $V_{Ad/Al}$ and FAD/CAD increased only with depth, while S/V did not vary with depth but increased with climate warming, and $S_{Ad/Al}$ displayed no significant trend. Varying significantly with depth and site, the percentage of carbon as lignin carbon (%C as lignin-C), $\Sigma 6$, and ratio of $\Sigma 6$ to $\Sigma 8$ ($\Sigma 6:\Sigma 8$) all decreased with depth and were lowest in the Cold region site. The effect of site on the percentage of carbon as lignin carbon is attributed to a lower L horizon value for the Cold region site (Fig. 1e). Percent side chain alteration, $diOHBA/V$, and C/V all increased with depth and were generally highest in the Cold region site. Indices with *p*-hydroxyphenols – $P/(V+S)$ and PON/P – were the only variables that exhibited significant variations with depth-site interactions, in addition to variations with depth and/or site and attributed to the decreasing values with depth observed in the Cold region site only.

3.2 Lignin Phenol Diagenetic Index (LPDI) model results

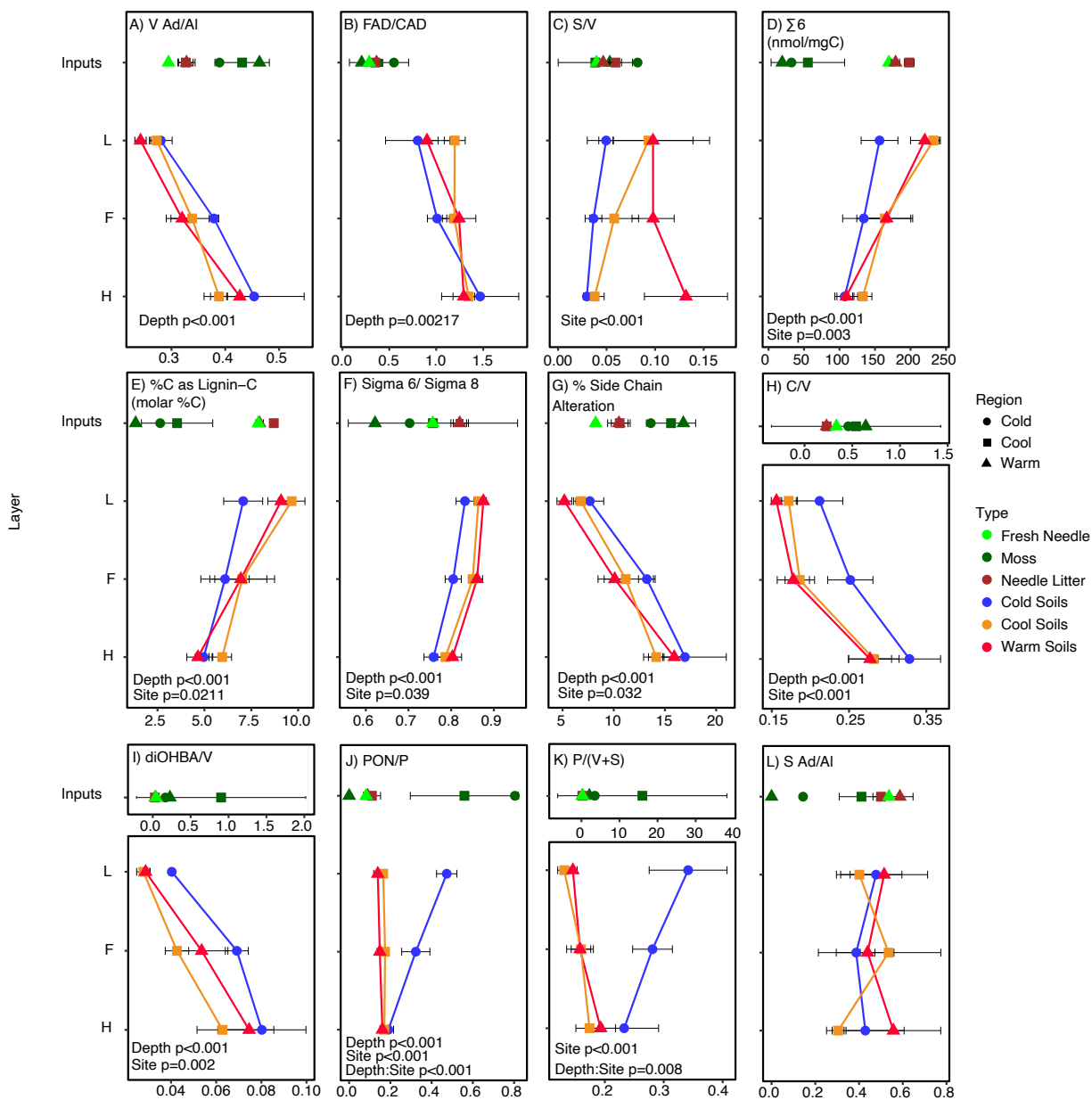
The Source PCA results indicated that input variables loaded in unique PC1 vs PC2 space with 70.6% of variance explained by these two components (Fig. S2). Loadings of variables were concurrent with how pure plant end-member samples scored, dependent on sample type (i.e., moss, woody material, and needles; Table S2). For example, the lignin phenol indices impacted by moss inputs were PON/P , $diOHBA/V$, and C/V , suggesting they would be the most affected by shifting proportion of moss inputs across the study sites (Table 1; Kohl et al., 2018).

The diagenetic PCA model showed that with increasing depth, the relative ratio of Ad/Al_v and the ratio of cinnamyl class phenols (ferulic acid/*p*-coumaric acid; FAD/CAD) increased (Fig. 1) and loaded positively on PC1 (Table S4). The %C as Lignin-C decreased with depth (Fig. 1), and the ratio of carbon-carbon and/or ether-bonded phenols to ester- and ether-bonded phenols in vascular plant materials ($V+S:V+S+C$ or $\Sigma 6:\Sigma 8$; Fig. 1) loaded negatively on PC1 (Table S4). The first principal component explained 64.3% of the variance. The results are consistent with expected declines in percentages of carbon as lignin with increasing diagenesis, and they support increasing lignin diagenesis with depth in the organic soils studied (Fig. 1).

3.3 Comparison of LPDI with ^{13}C NMR, and assessment of LPDI across the climosequence

The LPDI was compared with the determination of soil lignin carbon diagenesis derived from ^{13}C NMR, to validate the LPDI across multiple forest sites in each climate region, from which O-horizon NMR data are available. We find good agreement between the CuO -derived phenol-developed LPDI and ratio of (alkyl + carboxyl) / (aromatics + methoxy) in our soils for all regions ($n = 9$, $R^2 = 0.898$; $p < 0.001$; Fig. 2). Because of this strong linear relationship, we determined that in these soils we could further estimate the LPDI for all 9 study sites along the climate transect ($n = 18$ predictions, for a total of $n=27$ observations) based on the ^{13}C -NMR spectra alone, measured in each site across all three regions (Fig. 2; predicted values are

340 represented with dashed lines). The lignin phenol diagenetic state in these soils, assessed by the measured and predicted LPDI scores, increases with depth, yet is not significantly different by climate region (Fig. 3).



345 **Figure 1.** CuO measured lignin phenol content in soils and input materials at one site per climate region. Moss samples in the Warm and Cold regions are composite samples based on dominant species cover, while in the Cool region individual moss species are plotted as the average and standard deviation with equal weights to show variability in moss signatures in phenolic signatures present in these forests. Green, brown, and fresh balsam fir needles from the Warm and Cool regions were also measured. The ratio of vanillic acid to vanillin ($V_{Ad/Al}$) (A) and the ratio of ferulic acid to p-coumaric acid (FAD/CAD) (B) increase with depth, while the syringyl to vanillyl ratio (S/V) (C) is different by site. The sum of syringyl and vanillyl phenols ($\Sigma 6$) (D), %C as lignin-C (E), the ratio of $\Sigma 6$ to the sum of all cinnamyl, syringyl and

350

vanillyl phenols ($\sum 6:\sum 8$) (F), % Side Chain Alteration (G), the ratio of cinnamyl to vanillyl (C/V) (H), the ratio of dihydroxybenzoic acid to vanillyl (diOHBA/V) (I) all vary with depth and site. The ratio of p-hydroxyacetophenone to p-hydroxyl (PON/P) (J) varied with depth, site, and exhibited a depth x site interaction, while the ratio of p-hydroxyl to sum of vanillyl and syringyl phenols (P/(V+S)) (K) varied with site and exhibited a depth x site interaction. The ratio of syringyl acids to aldehydes ($S_{ad/al}$) (L) shows no trend with depth or site. Soil horizons are indicated as the L, F and H of the organic layer. Alpha level was set to 0.05, anything over this threshold was not reported on the figure. For clarity the labels and units (if applicable) for data presented are included in the figure plot subtitles rather than with each axis. Labels without units represent unitless ratios or percentages.

3.4 Using combined biomarkers to assess relative degree of soil C to N cycling

The LPDI / (-AADI) is similar and near a value of one in all regions (Fig. 4). This ratio also does not change significantly with depth (Fig. 4), indicating that despite increased diagenetic state of lignin with depth (Fig. 3) the relative degree of processing of lignin and protein (i.e., amino acids) remains similar with depth and climate warming in these forest soils. The coupling between the LPDI and the AADI with depth and across climate region contrasts with the decoupling observed between the LPDI and the alkyl to O-alkyl C ratio (A/O-A), a common NMR indicator of SOC diagenetic state (Baldock et al. 1997) (Fig. 5). The greatest discrepancy between the LPDI and A/O-A is observed in Cold and Cool regions soils where moss cover (Table 1) and moss inputs (assessed via moss detritus measured in L horizon soils) are greatest.

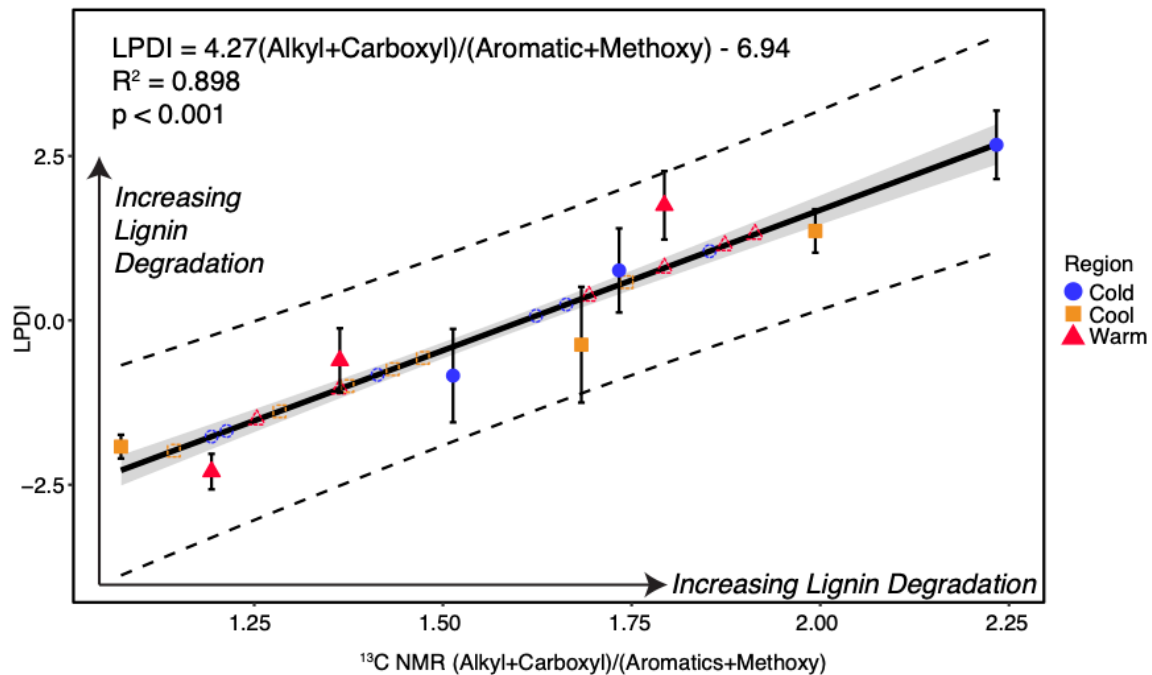
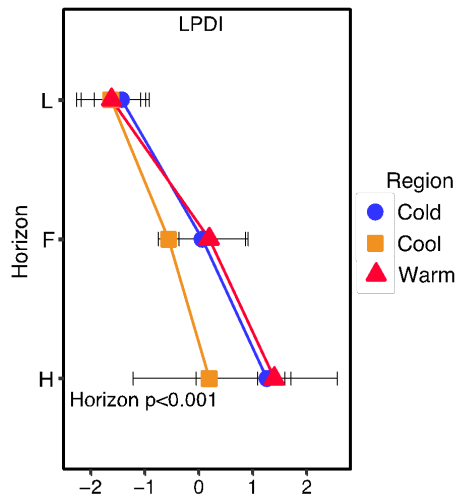
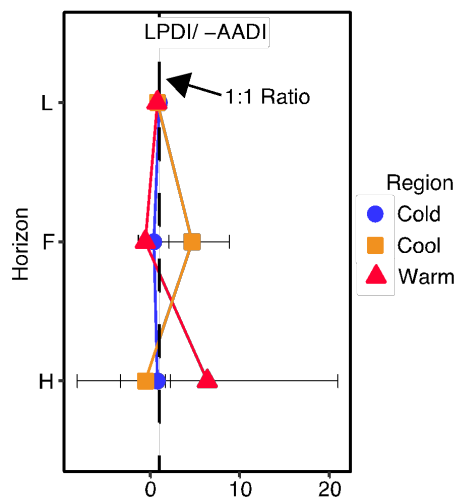


Figure 2. Lignin Phenol Diagenesis Index (LPDI) versus the CP-MAS ^{13}C -NMR Alkyl+Carboxyl/Aromatics+Methoxy ratio for all regions and all organic layers (including predicted values of LPDI from ^{13}C -NMR ratio, which are given in open symbols and dashed lines, and fall along the prediction line). Including confidence of fit (grey shading) and confidence of prediction (dotted lines) at 95%. Standard error of predicted values falls within the confidence of fit (grey shading), while standard deviation of

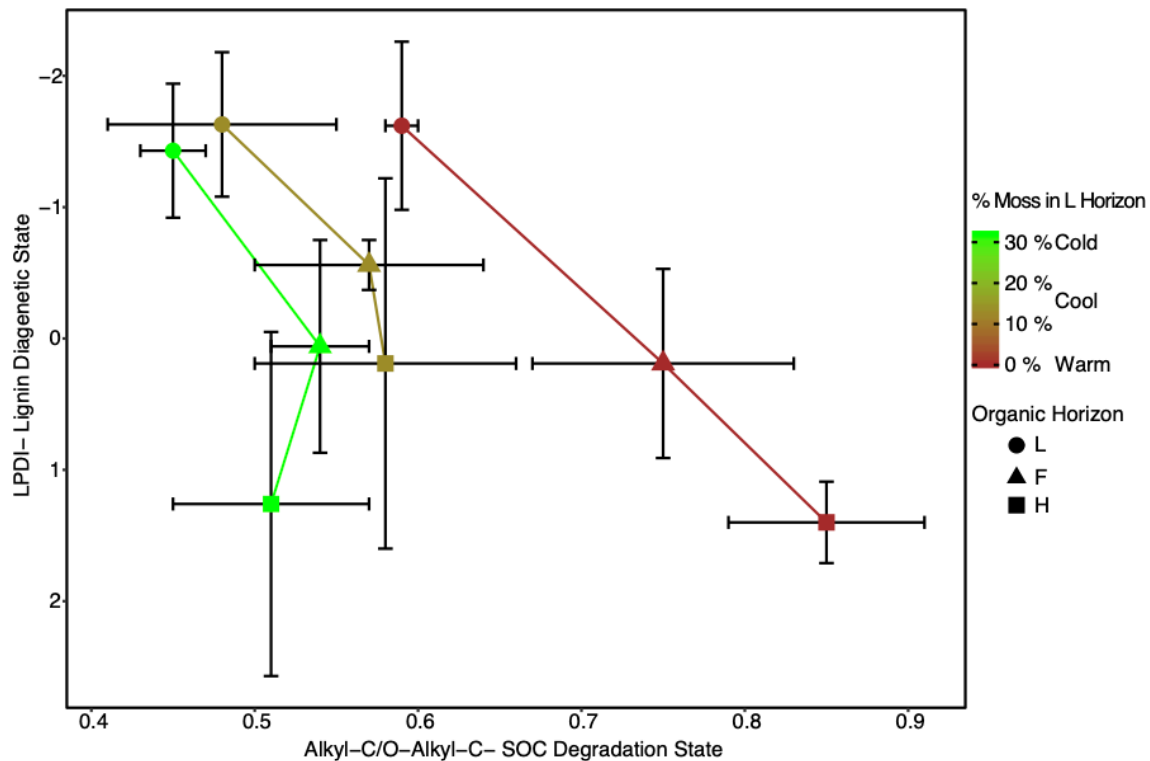
375 measured values are calculated from observed plot level variation within each site and are depicted with error bars.



380 **Figure 3.** The Lignin Phenol Diagenetic Index (LPDI) increases with organic layer depth with individual horizons designated (L, F, and H). The actual p-value for horizon (H), region (R) or horizon x region (HXR) significance is reported with significant values ($\alpha=0.05$) in bold. LPDI is a unitless value.



385 **Figure 4.** Ratio of the lignin phenol diagenetic index (LPDI) to the inverse sign of the total hydrolysable amino acid diagenetic index (-AADI) with depth in all regions averaged. Ratios do not change significantly among regions at $\alpha=0.05$, indicating that the relative rates of lignin and amino acid diagenesis are similar across all regions and with depth. Post-hoc tests revealed no significant difference between organic layer depth given as individual horizons (L, F and H) and/or site at the regional level. This ratio is unitless.



390 **Figure 5.** Lignin diagenetic state as observed through the lignin phenol diagenetic index (LPDI) is decoupled from SOC diagenetic state as assessed through the ratio of Alkyl-C to O-Alkyl-C (Alkyl-C/O-Alkyl-C) across climate region. Symbols signify the different horizons within the organic layer (L, F and H). This discrepancy appears to be related to the percentage of identifiable moss detritus in the L horizons (depicted with color scaling). Values are given as the site average in each region with error bars representing the standard deviation (n=3). The ratios presented in this figure are unitless.

395 **4 Discussion**

The maintenance of SOC stocks despite increased soil C losses and inputs with climate warming in these mesic boreal forests suggests inputs are keeping pace with losses (Ziegler et al., 2017). This may be a result of increased soil inputs supported by enhanced N cycling and productivity (Melillo et al., 2011; Philben et al., 2016). However, the annual variability and difficulty in capturing all ecosystem fluxes prevented us from being able to assess the net response of SOC stocks using ecosystem fluxes, and thus link their maintenance to N cycling and availability in these forests. Therefore, the diagenetic state of SOM assessed via lignin phenol and amino acid composition was employed here to overcome these challenges, and assess the net effect of these processes on both SOC and SON reservoirs. For example, the diagenetic state of SOC increases with increasing net loss from soil stocks (Kane et al., 2005; Quideau et al., 2001), while an absence of change in diagenetic state signifies no net loss and thus soil C inputs keeping pace with losses. By coupling previous information about these forests with additional measures of SOM diagenetic state across the climate transect, we support two hypotheses providing evidence for the role of enhanced N cycling in maintaining SOC stocks in the warmer climate boreal forests along this transect. First, we found

410 that the diagenetic state of SOC is maintained across climate regions consistent with soil inputs keeping
pace with increased losses in the warmer climate forests. Second, we observed a constant ratio of the
diagenetic state of lignin to that of amino acids in the organic horizon soils across these forest climate
regions indicating that the maintenance of the SOC diagenetic state occurs alongside that of the SON.
Therefore, the maintenance of SOC stocks across climate regions appears to be largely supported by the
enhanced N cycling and availability that occurs within the warmer climate forests.

415 **4.1 Evaluation of lignin phenol signatures of SOC diagenetic state in mesic boreal forests**

Shifts in nonvascular to vascular plant inputs with climate observed in these and other boreal forests
(Abolin, 1974; Kohl et al., 2018; Tamm, 1953; Tarkhova and Ipatov, 1975) meant that we had to carefully
separate biogeochemical indicators of SOC source from those signifying diagenetic alteration. Though
these shifts in nonvascular moss inputs have little impact on total hydrolyzable amino acids (THAA) and
420 their use in tracking SON diagenetic state (Philben et al., 2018b), they do impact some common SOC
chemical indicators. For example, the increase in the alkyl to o-alkyl ratio observed is consistent with the
decreasing moss contribution to soils within warmer climate forests and is therefore not indicative of an
increase in SOC diagenetic state, and thus net loss of SOC, in the warmer, wetter forests (Kohl et al., 2018).
This trend may be due to a slow turnover of structural carbohydrates within moss cells walls (Hobbie et al.,
425 2000; Philben et al., 2018b; Turetsky et al., 2008), thereby affecting the utility of this ratio to trace SOC
diagenetic shifts in these systems. However, the lignin phenol diagenetic index (LPDI) developed and
applied here was designed to enable the assessment of SOC diagenetic state and the relative differences in
soil carbon balance among these forests despite the shifts in nonvascular to vascular plant inputs along this
forest climate transect.

430 The amount of lignin in these soils (as %C as lignin-C) decreases with organic horizon depth at all sites, a
relationship which has also been observed in other soil systems (e.g., Guggenberger et al., 1995; Otto and
Simpson, 2006b). The same tree species (balsam fir) is dominant across the forests of this transect, but we
observed that commonly used lignin parameters, such as source-sensitive ratios (C/V and S/V), are affected
by variable vascular to nonvascular understory inputs to these forest soils. These ratios are commonly used
435 in soils to assess diagenetic state (e.g., Otto and Simpson, 2006), yet they are not valid to assess diagenesis
of organic C in these soils due to the over-printing of source-related shifts in these forests. The LPDI PCA
representation simplifies and integrates the description of observed variability of lignin phenol diagenetic
state from multiple indices, allowing for ease of comparability within a given dataset and adaptation for
development and implementation in other environments. Testing the impact of mosses on the LPDI index
440 revealed no significant difference in the LPDI by region, moss input, or soil depth (see Table S6). We
observed minimal moss impacts on the LPDI, which could be useful for interpretation of phenolic
composition in areas with variable moss inputs to SOM, a common scenario with varying climate across

boreal forest ecosystems (Abolin 1974; Tamm 1953; Tarkhova and Ipatov, 1975). The combination of the lignin phenol biomarker and NMR approaches (Simpson et al., 2008; Benner et al., 1990a, b) with the measured and predicted LPDI scores indicates this approach provides a robust signature of SOC diagenetic state.

4.2 Consistent lignin diagenetic state indicates a balance between inputs and losses within warmer climate forests

The lack of change in lignin diagenetic state across these boreal forest sites, despite the +5.2°C MAT range across the transect, contrasts with the increase in the diagenetic state of lignin observed over 14 months of experimental warming in a temperate forest (Feng et al., 2008). This is likely due to the nonequilibrium conditions associated with short term warming including a lack of additional ecosystem responses to warming such as enhanced soil inputs (Melillo et al., 2011) that are not captured over the shorter time scales associated with most in-situ warming experiments. Impacts of a warmer climate on ecosystem properties, such as altered litter inputs (Pisani et al., 2016) and shifts in climate conditions such as MAP (Duboc et al., 2014; Pisani et al., 2014), can serve as drivers of lignin decomposition and its diagenetic state. This likely explains the lack of clear trends in lignin diagenetic state observed with increasing MAT on a continental scale (Amelung et al., 1999; Pisani et al., 2014); including a decrease in the degradative state of lignin across sites spanning ~2 °C MAT (Otto and Simpson, 2006b). Losses can be diminished with decreasing water availability associated with increasing MAT, and thus exhibit a decreased diagenetic state of SOC. In the mesic boreal forest climosequence we studied, MAP increases alongside MAT and PET with decreasing latitude representing a scenario where water limitations on warming enhanced productivity are not likely (d'Orangeville et al., 2016; Ziegler et al., 2017). Thus, the maintenance of soil lignin diagenetic state across the climate gradient indicates increased inputs are keeping pace with losses over decadal time scales. This is consistent with experimental evidence of a similar balance between input and processing of lignin in temperate forest soils where the maintenance of organic carbon content and lignin composition was observed despite increased litter inputs experimentally added over several decades (Lajtha et al., 2014; Pisani et al., 2016).

4.3 Coupled SOC and SON cycling indicate enhanced N availability supports increased productivity that maintains SOC within warmer climate forests

Increases in nitrogen availability and litter inputs (Philben et al., 2016; Kohl et al., 2018) in these forest soils appear to sustain the balance between input and processing losses in the warmer climate forests. This is supported by the coupled diagenesis of SOC and SON as revealed here through the comparison of lignin and amino acid diagenetic indices (i.e., the LPDI/-AADI). The similarity of diagenetic state observed in the soils across this transect is supported by multiple independent lines of evidence. Increased N availability,

observed as an increase in soil fluxes (Ziegler et al., 2017; Kohl et al., 2018), and maintenance of amino acid diagenetic state (Philben et al., 2016) occurs with increased inputs and losses of C from soils and the lack of change in SOC stocks from the coldest to warmest forests (Ziegler et al., 2017). The lack of change in SOC diagenetic state observed in this study provides previously unseen evidence required for
480 understanding the maintenance of soil C stocks observed, supported by increased soil organic nitrogen cycling (Philben et al., 2016, 2018a), enhanced forest productivity (Table S5), and thereby increased litter inputs to the soil in the warmest relative to coldest climate forests. The SOC and SON diagenetic indicators coupled with flux and stock assessments provided the net result of plant-soil interactions, which gradually respond to climate change and are not easily observed in experiments (Melillo et al., 2011, 2017) or by
485 monitoring of ecosystem fluxes alone.

The sustained SOC stocks observed across this boreal forest climate transect contrasts with SOC dynamics in more water-limited boreal forests in western North America (Norris et al., 2011; Kane et al., 2005), where SOC stocks decline within warmer climate forests. This highlights the heterogeneity of boreal forest responses to warmer climates. The similarity of diagenetic state among major compound classes with depth
490 or climate would not necessarily hold true in soils under non-steady state conditions resulting from responses to environmental change. Soil pools acclimating to increased temperature, for example, display different periods of soil carbon retention and loss over multiple decades of experimental warming (Melillo et al., 2017). On decadal-centennial timescales assessed via climosequences, however, the net result of plant-soil interactions on soil fluxes are more likely adjusted to such differences in climate which likely
495 represent a new steady state. The conservation of soil carbon stocks via increased forest productivity observed in this study region is consistent with the continuity of forest productivity expected in this region, as revealed in decadal tree ring records (D'Orangeville et al., 2016; Charney et al., 2016). These are also consistent with observations of increasing SOC stocks in mineral soils with increasing MAT and MAP and associated net primary production (NPP) across other boreal forests (Callesen et al., 2003). In the forests
500 studied here, surface mineral SOC stocks appear similar, and are likely maintained by the 3-fold increase in dissolved organic carbon (DOC) inputs with climate warming across this transect (Ziegler et al., 2017; Bowering et al. 2022). However, the trajectories of the deeper mineral SOC stocks remain unknown and rely on hydrology and parent material sourcing of reactive metals across these forests (Patrick et al. 2022).

The comparative approach using lignin and amino acid diagenetic states has the potential to be applied over
505 time in these forests and elsewhere to assess the limitations of feedbacks, such as warming enhanced N availability and CO₂ enhanced productivity, in maintaining ecosystem SOC stocks. For example, if N is not tightly recycled within the terrestrial ecosystem, as is currently observed in our study forests (Philben et al., 2018a), but is instead experiencing net loss via nitrification or increased dissolved N transport, the diagenetic state of the remaining SON would increase relative to that of SOC if those losses are not
510 maintained by additional external inputs (e.g. atmospheric inputs, N-fixation or weathering; Houlton et al.,

2018). High SOC mineralization rates and low SON mineralization rates, such as those observed in several high-latitude environments (Meyer et al., 2006), would also affect the C balance and be detected as an increase in diagenetic state of SOC decoupled from that of SON, where the diagenetic state would remain relatively unaltered. This in turn would signify a reduction in SOC stocks, similar to what has been
515 observed in response to artificial N fertilization in tundra soils, where losses of SOC were enhanced relative to plant productivity and soil inputs (Mack et al., 2004). Therefore, tracking the relative diagenetic states of SOC and SON may be useful in detecting the impact of declining responses of productivity to increased CO₂ (Norby et al., 2010), or water and phosphorus limits on the warming enhanced N availability and productivity on SOC stocks in these ecosystems.

520 **4.4 Conclusion**

Past modeling studies have called for improvements to the accuracy with which C and N cycles and their feedbacks are simulated (Thomas et al., 2013). Thus, better observational constraints on C and N cycling and their response to climate change (Meyerholt et al., 2020), such as demonstrated here, are needed. Our observation of maintained SOC stocks across this climate transect of boreal forests supports our first
525 hypothesis and is consistent with stocks in other biomes (Giardina et al., 2014; Sistla et al., 2013) not limited by water availability, although the mechanisms for the maintenance of SOC in response to a warmer climate are seemingly ecosystem-dependent. Supporting our second hypothesis, these forests exhibit a coupled increase in biogeochemical cycling of N and C signifying a balance between soil input and loss processes resulting from increased N availability and resulting productivity within the warmer
530 relative to colder climate forests. This balance could markedly shift as other factors begin to limit forest productivity (e.g., trace nutrients, water) with further climate change, or affect forest nutrient allocation (e.g., forest age or compositional change). Further application of the approach presented here could be used to detect the limits of ecosystem-climate feedbacks. Utilization of these coupled diagenetic approaches in modeling studies to represent complex C and N dynamics in ecosystem-scale parameterizations could
535 additionally assist in reducing the large uncertainty in land-atmospheric carbon exchange thwarting current Earth system models for climate prediction.

Data availability. All data not included in the paper in tables and the Supplement are available on figshare at: <https://figshare.com/s/bd211ffdb1d2d5f4b7ea>

540 *Supplement* can be found at this link.

Author contributions. AM-P and SEZ designed the study with input from KK and RB. Site identification, design and sampling was led by SEZ and supported by collaborators acknowledged below. AM-P

conducted sample analyses with significant input from KK. AM-P conducted data analyses and construction of figures and tables with input from SEZ and further input from KK and RB on a more
545 finalized version. AM-P prepared the paper with significant input from SEZ and editing from KK and RB.

Competing interests. The authors declare that they have no conflict of interest.

Acknowledgments. We thank Jerome Laganière, Kate Edwards, Andrea Skinner, Darrell Harris, Jamie Warren and Keri Bowering for the essential role they had in sampling campaigns and soil processing within
550 the NL-BELT project. Jamie Warren (MUN), Celine Schneider (MUN), Annie Tamalavage (TAMU), Stephanie Mohan (TAMUG) and Ge Yan (TAMUG) are thanked for their laboratory assistance. Darrell Harris and Andrea Skinner are thanked for procuring the tree productivity dataset. Kate Buckeridge is thanked for information regarding moss coverage and dominant moss species at these sites. Michael Philben and Lukas Kohl are thanked for access to their datasets for amino acids and ¹³C-NMR in these organic soils,
555 respectively. We thank Sharon Billings, J. Alan Roebuck, Keri Bowering and the BBERG lab for helpful comments on previous versions of this manuscript. We thank Teri O’Meara and Ben Bond-Lamberty for useful discussions regarding the relevance of this manuscript to Earth System Modeling. Funding for this research was provided by Natural Sciences and Engineering Research Council of Canada award number SPG#479224-15, RGPIN#341863, Canadian Forest Service, Center for Forestry Science and Innovation of
560 the Newfoundland Forestry and Agrifoods Agency, and the Canada Research Chairs program.

References

- Abolin, A. A.: Change of the structure of the moss cover in relation to the distribution of precipitation under the forest canopy, *Soviet J. Ecol.*, 5, 243-247, 1974.
- 565 Amelung, W., Flach, K.-W., and Zech, W.: Lignin in Particle-Size Fractions of Native Grassland Soils as Influenced by Climate, *Soil Sci. Soc. Am. J.*, 63, 1222, <https://doi.org/10.2136/sssaj1999.6351222x>, 1999.
- Asner, G. P., Seastedt, T. R., and Townsend, A. R.: The Decoupling of Terrestrial Carbon and Nitrogen Cycles, *BioScience*, vol. 47, 47, 226–234, <https://doi.org/10.2307/1313076>, 1997.
- 570 Baldock, J. A., Oades, J. M., Nelson, P. N., Skene, T. M., Golchin, A., and Clarke, P.: Assessing the extent of decomposition of natural organic materials using solid-state ¹³C NMR spectroscopy, *Aust. J. Soil Res.*, 35, 1061–83, <https://doi.org/10.1071/SR97004>, 1997.
- Baldock, J. A., Masiello, C. A., G elinas, Y., and Hedges, J. I.: Cycling and composition of organic matter in terrestrial and marine ecosystems, *Mar. Chem.*, 92, 39–64, <https://doi.org/10.1016/j.marchem.2004.06.016>, 2004.
- 575 Barr e, P., Durand, H., Chenu, C., Meunier, P., Montagne, D., Castel, G., Billiou, D., Soucemarianadin, L., and Cecillon, L.: Geological control of soil organic carbon and nitrogen stocks at the landscape scale, *Geoderma*, 285, 50–56, <https://doi.org/10.1016/j.geoderma.2016.09.029>, 2017.
- Benner, R., Hatcher, P. G., and Hedges, J. I.: Early diagenesis of mangrove leaves in a tropical estuary: Bulk chemical characterization using solid-state ¹³C NMR and elemental analysis, *Geochim. Cosmochim. Acta*, 54, 2003–2013, 1990a.
- 580 Benner, R., Weliky, K., and Hedges, J. I.: Early diagenesis of mangrove leaves in a tropical estuary: Molecular-level analyses of neutral sugars and lignin-derived phenols, *Geochim. Cosmochim. Acta*, 54, 1991–2001, [https://doi.org/10.1016/0016-7037\(90\)90267-O](https://doi.org/10.1016/0016-7037(90)90267-O), 1990b.
- Billings, S. A., Ziegler, S. E., Schlesinger, W. H., Benner, R., and Richter, D. D.: Predicting Carbon Cycle Feedbacks to Climate: Integrating the Right Tools for the Job, *Eos (Washington, DC)*, 93, 188–189, 2012.
- 585 Cadima, J., Orestes Cerdeira, J., Duarte Silva, P., and Minhoto, M.: The subselect Package, 2017.
- Callesen, I., Liski, J., Raulund-Rasmussen, K., Olsson, M. T., Tau-Strand, L., Vesterdal, L., and Westman, C. J.: Soil carbon stores in Nordic well-drained forest soils-relationships with climate and texture class, *Glob. Chang. Biol.*, 9, 358–370, <https://doi.org/10.1046/j.1365-2486.2003.00587.x>, 2003.
- 590 Charney, N. D., Babst, F., Poulter, B., Record, S., Trouet, V. M., Frank, D., Enquist, B. J., and Evans, M. E. K.: Observed forest sensitivity to climate implies large changes in 21st century North American forest growth, *Ecol. Lett.*, 19, 1119–1128, <https://doi.org/10.1111/ele.12650>, 2016.
- Cotrufo, M. F., Wallenstein, M. D., Boot, C. M., Deneff, K., and Paul, E.: The Microbial Efficiency-Matrix Stabilization (MEMS) framework integrates plant litter decomposition with soil organic matter stabilization: Do labile plant inputs form stable soil organic matter?, *Glob. Chang. Biol.*, 19, 988–995, <https://doi.org/10.1111/gcb.12113>, 2013.
- 595 D’Orangeville, L., Duchesne, L., Houle, D., Kneeshaw, D., Cote, B., and Pederson, N.: Northeastern North America as a potential refugium for boreal forests in a warming climate, *Science*, 352, 1452–1455, <https://doi.org/10.1126/science.aaf4951>, 2016.
- 600 D’Orangeville, L., Houle, D., Duchesne, L., Phillips, R. P., Bergeron, Y., and Kneeshaw, D.: Beneficial effects of climate warming on boreal tree growth may be transitory., *Nature Communications*, vol. 9, 9, 3213, <https://doi.org/10.1038/s41467-018-05705-4>, 2018.
- Dauwe, B., Middelburg, J. J., Herman, P. M. J., and Heip, C. H. R.: Linking diagenetic alteration of amino

acids and bulk organic matter reactivity, *Limnol. Oceanogr.*, 44, 1809–1814, 1999.

- 605 Davis, J., Kaiser, K., and Benner, R.: Amino acid and amino sugar yields and compositions as indicators of dissolved organic matter diagenesis, *Org. Geochem.*, 43, 343–352, <https://doi.org/10.1016/j.orggeochem.2008.12.003>, 2009
- Duboc, O., Dignac, M. F., Djukic, I., Zehetner, F., Gerzabek, M. H., and Rumpel, C.: Lignin decomposition along an Alpine elevation gradient in relation to physicochemical and soil microbial parameters, *Glob. Chang. Biol.*, 20, 2272–2285, <https://doi.org/10.1111/gcb.12497>, 2014.
- 610
- Dunn, A. L., Barford, C. C., Wofsy, S. C., Goulden, M. L., and Daube, B. C.: A long-term record of carbon exchange in a boreal black spruce forest: means, responses to interannual variability, and decadal trends, *Glob. Chang. Biol.*, 13, 577–590, <https://doi.org/10.1111/j.1365-2486.2006.01221.x>, 2007.
- Feng, X., Simpson, A. J., Wilson, K. P., Dudley Williams, D., and Simpson, M. J.: Increased cuticular carbon sequestration and lignin oxidation in response to soil warming, *Nat. Geosci.*, 1, 836–839, <https://doi.org/10.1038/ngeo361>, 2008.
- 615
- Giardina, C. P., Litton, C. M., Crow, S. E., and Asner, G. P.: Warming-related increases in soil CO₂ efflux are explained by increased below-ground carbon flux, *Nat. Clim. Chang.*, 4, 822–827, <https://doi.org/10.1038/nclimate2322>, 2014.
- 620
- Goñi M.A. and Hedges J.I.: Cutin-derived CuO reaction products from purified cuticles and tree leaves. *Geochim Cosmochim Acta*, 54, 3065–3072, [doi.org/10.1016/0016-7037\(90\)90122-2](https://doi.org/10.1016/0016-7037(90)90122-2), 1990.
- Guggenberger, G., Zech, W., Haumaier, L., and Christensen, B. T.: Land-use effects on the composition of organic matter in particle-size separates of soils: II. CPMAS and solution ¹³C NMR analysis, *Eur. J. Soil Sci.*, 46, 147–158, 1995.
- 625
- Guggenberger, G., Bussemer, S., Karpov, G., and Baranovskij, E. L.: Soils and soil organic matter along a transect from central taiga to forest tundra, Siberia, in: *Sustainable Management of Soil Organic Matter*, 330–336, 2001.
- Hedges, J. I. and Ertel, J. R.: Characterization of lignin by gas capillary chromatography of cupric oxide oxidation products, *Anal. Chem.*, 54, 174–178, <https://doi.org/10.1021/ac00239a007>, 1982.
- 630
- Hedges, J. I. and Oades, J. M.: Comparative organic geochemistries of soils and marine sediments, *Organic Geochemistry*, 27, 319–361, [doi.org/10.1016/S0146-6380\(97\)00056-9](https://doi.org/10.1016/S0146-6380(97)00056-9), 1997.
- Hedges, J. I. and Prahl, F. G.: *Early Diagenesis: Consequences for Applications of Molecular Biomarkers*, in: *Organic Geochemistry*, edited by: Macko, M. H. E. and S. A., Plenum Press, New York, 1993.
- 635
- Hedges, J. I., Blanchette, R. A., Weliky, K., and Devol, A. H.: Effects of fungal degradation on the CuO oxidation products of lignin: A controlled laboratory study, *Geochim. Cosmochim. Acta*, 52, 2717–2726, [https://doi.org/10.1016/0016-7037\(88\)90040-3](https://doi.org/10.1016/0016-7037(88)90040-3), 1988.
- Hobbie, S. E., Schimel, J. P., Trumbore, S. E., and Randerson, J. R.: Controls over carbon storage and turnover in high-latitude soils, *Glob. Chang. Biol.*, 6, 196–210, <https://doi.org/10.1046/j.1365-2486.2000.06021.x>, 2000.
- 640
- Kaiser, K. and Benner, R.: Characterization of lignin by gas chromatography and mass spectrometry using a simplified CuO oxidation method., *Anal. Chem.*, 84, 174–178, <https://doi.org/10.1021/ac202004r>, 2011.
- Kane, E. S., Valentine, D. W., Schuur, E. A., and Dutta, K.: Soil carbon stabilization along climate and stand productivity gradients in black spruce forests of interior Alaska, *Can. J. For. Res.*, 35, 2118–2129, <https://doi.org/10.1139/x05-093>, 2005.

- 645 Kögel-Knabner, I.: The macromolecular organic composition of plant and microbial residues as inputs to soil organic matter, *Soil Biol. Biochem.*, 34, 139–162, 2002.
- Kohl, L., Philben, M., Edwards, K. A., Podrebarac, F. A., Warren, J., and Ziegler, S. E.: The origin of soil organic matter controls its composition and bioreactivity across a mesic boreal forest latitudinal gradient, *Glob. Chang. Biol.*, 24, e458–e473, <https://doi.org/10.1111/gcb.13887>, 2018.
- 650 Laganière, J., Podrebarac, F., Billings, S. A., Edwards, K. A., and Ziegler, S. E.: A warmer climate reduces the bioreactivity of isolated boreal forest soil horizons without increasing the temperature sensitivity of respiratory CO₂ loss, *Soil Biol. Biochem.*, 84, 177–188, <https://doi.org/10.1016/j.soilbio.2015.02.025>, 2015.
- 655 Li, J., Ziegler, S., Lane, C. S., and Billings, S. A.: Warming-enhanced preferential microbial mineralization of humified boreal forest soil organic matter: Interpretation of soil profiles along a climate transect using laboratory incubations, *J. Geophys. Res. Biogeosciences*, 117, <https://doi.org/10.1029/2011JG001769>, 2012.
- 660 Li, J., Ziegler, S. E., Lane, C. S., and Billings, S. A.: Legacies of native climate regime govern responses of boreal soil microbes to litter stoichiometry and temperature, *Soil Biol. Biochem.*, 66, 204–213, <https://doi.org/10.1016/j.soilbio.2013.07.018>, 2013.
- Liu, C., Westman, C. J., Berg, B., Kutsch, W., Wang, G. Z., Man, R., and Ilvesniemi, H.: Variation in litterfall-climate relationships between coniferous and broadleaf forests in Eurasia, *Glob. Ecol. Biogeogr.*, 13, 105–114, <https://doi.org/10.1111/j.1466-882X.2004.00072.x>, 2004.
- 665 Louchouart, P., Amon, R. M. W., Duan, S., Pondell, C., Seward, S. M., and White, N.: Analysis of lignin-derived phenols in standard reference materials and ocean dissolved organic matter by gas chromatography/tandem mass spectrometry, *Mar. Chem.*, 118, 85–97, <https://doi.org/10.1016/j.marchem.2009.11.003>, 2010.
- 670 Medlyn, B. E., McMurtrie, R. E., Dewar, R. C., and Jeffreys, M. P.: Soil processes dominate the long-term response of forest net primary productivity to increased temperature and atmospheric CO₂ concentration, *Canadian Journal of Forest Research*, vol. 30, 30, 873–888, <https://doi.org/10.1139/x00-026>, 2000.
- Melillo, J. M., Butler, S., Johnson, J., Mohan, J., Steudler, P., Lux, H., Burrows, E., Bowles, F., Smith, R., Scott, L., Vario, C., Hill, T., Burton, A., Zhou, Y.-M., and Tang, J.: Soil warming, carbon–nitrogen interactions, and forest carbon budgets, *Proceedings of the National Academy of Sciences*, vol. 108, 108, 9508–9512, <https://doi.org/10.1073/pnas.1018189108>, 2011.
- 675 Melillo, J. M., Frey, S. D., DeAngelis, K. M., Werner, W. J., Bernard, M. J., Bowles, F. P., Pold, G., Knorr, M. A., and Grandy, A. S.: Long-term pattern and magnitude of soil carbon feedback to the climate system in a warming world, *Science (80-.)*, 358, 101–105, <https://doi.org/10.1126/science.aan2874>, 2017.
- Meyerholdt, J., Sickel, K. and Zaehle, S.: Ensemble projections elucidate effects of uncertainty in terrestrial nitrogen limitation on future carbon uptake. *Glob Ch Biol*, 19, 2986-2998, DOI: [10.1111/gcb.12281](https://doi.org/10.1111/gcb.12281), 2020.
- 680 Mikutta, R., Kleber, M., Torn, M. S., and Jahn, R.: Stabilization of soil organic matter: Association with minerals or chemical recalcitrance?, *Biogeochemistry*, 77, 25–56, <https://doi.org/10.1007/s10533-005-0712-6>, 2006.
- Moingt, M., Lucotte, M., and Paquet, S.: Lignin biomarkers signatures of common plants and soils of Eastern Canada, *Biogeochemistry*, 129, 133–148, <https://doi.org/10.1007/s10533-016-0223-7>, 2016.
- 685 Norris, C. E., Quideau, S. A., Bhatti, J. S., and Wasylishen, R. E.: Soil carbon stabilization in jack pine stands along the Boreal Forest Transect Case Study, *Glob. Chang. Biol.*, 17, 480–494, <https://doi.org/10.1111/j.1365-2486.2010.02236.x>, 2011.

- 690 Otto A. and Simpson, M.J.: Degradation and preservation of vascular plant-derived biomarkers in grassland and forest soils from Western Canada, *Biogeochemistry* 74, 377-409, doi.org/10.1007/s10533-004-5834-8, 2005.
- Otto A. and Simpson, M.J.: Sources and composition of hydrolysable aliphatic lipids and phenols in soils from western Canada. *Org Geochem*, 37, 385-407, doi.org/10.1016/j.orggeochem.2005.12.011, 2006a.
- 695 Otto, A. and Simpson, M. J.: Evaluation of CuO oxidation parameters for determining the source and stage of lignin degradation in soil, *Biogeochemistry*, 80, 121–142, https://doi.org/10.1007/s10533-006-9014-x, 2006b.
- Panetta, R. J. and Gélinas, Y.: Expressing biomarker data in stoichiometric terms: shifts in distribution and biogeochemical interpretation, *Limnol. Oceanogr. Methods*, 7, 269–276, https://doi.org/10.4319/lom.2009.7.269, 2009.
- 700 Pengerud, A., Dignac, M. F., Certini, G., Strand, L. T., Forte, C., and Rasse, D. P.: Soil organic matter molecular composition and state of decomposition in three locations of the European Arctic, *Biogeochemistry*, 135, 277–292, https://doi.org/10.1007/s10533-017-0373-2, 2017.
- Peter, S., Shen, Y., Kaiser, K., Benner, R., Kaiser, E.: Variability in the bioavailability and diagenetic state of dissolved organic matter in riparian groundwater, *JGR-Biogeosciences*, 117, https://doi: 10.1029/2012JG002072, 2013.
- 705 Philben, M., Ziegler, S. E., Edwards, K. A., Kahler, R., and Benner, R.: Soil organic nitrogen cycling increases with temperature and precipitation along a boreal forest latitudinal transect, *Biogeochemistry*, 127, 397–410, https://doi.org/10.1007/s10533-016-0187-7, 2016.
- 710 Philben, M., Billings, S. A., Edwards, K. A., Podrebarac, F. A., van Biesen, G., and Ziegler, S. E.: Amino acid $\delta^{15}\text{N}$ indicates lack of N isotope fractionation during soil organic nitrogen decomposition, *Biogeochemistry*, https://doi.org/10.1007/s10533-018-0429-y, 2018a.
- Philben, M., Butler, S., Billings, S., Benner, R., Edwards, K., and Ziegler, S.: Biochemical and structural controls on the decomposition dynamics of boreal upland forest moss tissues, *Biogeosciences*, 1–28, https://doi.org/10.5194/bg-2018-290, 2018b.
- 715 Pisani, O., Hills, K. M., Courtier-Murias, D., Haddix, M. L., Paul, E. A., Conant, R. T., Simpson, A. J., Arhonditsis, G. B., and Simpson, M. J.: Accumulation of aliphatic compounds in soil with increasing mean annual temperature, *Org. Geochem.*, 76, 118–127, https://doi.org/10.1016/j.orggeochem.2014.07.009, 2014.
- 720 Pisani, O., Lin, L. H., Lun, O. O. Y., Lajtha, K., Nadelhoffer, K. J., Simpson, A. J., and Simpson, M. J.: Long-term doubling of litter inputs accelerates soil organic matter degradation and reduces soil carbon stocks, *Biogeochemistry*, 127, 1–14, https://doi.org/10.1007/s10533-015-0171-7, 2016.
- Podrebarac, F., Billings, S. A., Edwards, K. A., and Ziegler, S. E.: A warmer climate reduces the bioreactivity of isolated boreal forest soil horizons without increasing the temperature sensitivity of respiratory CO₂ loss, *Soil Biol. Biochem.*, 84, https://doi.org/10.1016/j.soilbio.2015.02.025, 2016.
- 725 Preston, C. M., Nault, J. R., and Trofymow, J. A.: Chemical Changes During 6 Years of Decomposition of 11 Litters in Some Canadian Forest Sites. Part 2. ¹³C Abundance, Solid-State ¹³C NMR Spectroscopy and the Meaning of “Lignin,” *Ecosystems*, vol. 12, 12, 1078–1102, https://doi.org/10.1007/s10021-009-9267-z, 2009.
- 730 Preston, C. M., Trofymow, J. A., Niu, J., and Fyfe, C. A.: ¹³CPMAS-NMR spectroscopy and chemical analysis of coarse woody debris in coastal forests of Vancouver Island, *For. Ecol. Manage.*, 111, 51–68, https://doi.org/10.1016/S0378-1127(98)00307-7, 1998.

Quideau, S. A., Chadwick, O. A., Benesi, A., and Graham, R. C.: A direct link between forest vegetation type and soil organic matter composition, *Geoderma*, 2001.

R Core Team: R: A language and environment for statistical computing, 2018.

RStudio Team: RStudio: Integrated Development Environment for R, <http://www.rstudio.com/>, 2016.

735 Rumpel, C., Ko, I., Bruhn, F., Kogel-Knabner, I., and Bruhn, F.: Vertical distribution, age, and chemical composition of organic carbon in two forest soils of different pedogenesis, *Org. Geochem.*, 33, 1131–1142, [https://doi.org/10.1016/s0146-6380\(02\)00088-8](https://doi.org/10.1016/s0146-6380(02)00088-8), 2002.

Scharlemann, J. P., Tanner, E. V., Hiederer, R., and Kapos, V.: Global soil carbon: understanding and managing the largest terrestrial carbon pool, *Carbon Management*, <https://doi.org/10.4155/cmt.13.77>, 2014.

740 Schimel, D. S., Braswell, B. H., Holland, E. A., McKeown, R., Ojima, D. S., Painter, T. H., Parton, W. J., and Townsend, A. R.: Climatic, edaphic, and biotic controls over storage and turnover of carbon in soils, *Global Biogeochemical Cycles*, vol. 8, 8, 279–293, <https://doi.org/10.1029/94gb00993>, 1994.

745 Simpson, M. J., Otto, A., and Feng, X.: Comparison of Solid-State Carbon-13 Nuclear Magnetic Resonance and Organic Matter Biomarkers for Assessing Soil Organic Matter Degradation, *Soil Sci. Soc. Am. J.*, 72, 268, <https://doi.org/10.2136/sssaj2007.0045>, 2008.

Sistla, S. A., Moore, J. C., Simpson, R. T., Gough, L., Shaver, G. R., and Schimel, J. P.: Long-term warming restructures Arctic tundra without changing net soil carbon storage, *Nature*, 497, 615–617, <https://doi.org/10.1038/nature12129>, 2013.

750 Soja, A. J., Tchepakova, N. M., and French N.H.F.: Climate-induced boreal forest change: Predictions versus current observations, *Glob Planet Change*, 56, 274–296, <https://doi.org/10.1016/j.glopacha.2006.07.028>. 2007.

755 Stocker, T. F., Qin, D., Plattner, G.-K., Alexander, L. V., Allen, S. K., Bindoff, N. L., Bréon, F.-M., Church, J. A., Cubasch, U., Emori, S., Forster, P., Friedlingstein, P., Gillett, N., Gregory, J. M., Hartmann, D. L., Jansen, E., Kirtman, B., Knutti, R., Kumar, K., P, K., Vaughan, D. G., and Xie, S.-P.: Technical Summary, in: *Climate Change 2013: The Physical Science Basis. Contribution of Working Group I to the Fifth Assessment Report of the Intergovernmental Panel on Climate Change*, Cambridge University Press, Cambridge, United Kingdom and New York, NY, USA, 33–115, 2013.

Stromgren, M., and Linder, S.: Effects of nutrition and soil warming on stemwood production in a boreal Norway spruce stand, *Global Change Biology*, 8, 1194-1204, [10.1046/j.1365-2486.2002.00546.x](https://doi.org/10.1046/j.1365-2486.2002.00546.x), 2002.

760 Tamm, C. O.: Growth, yield and nutrition in carpets of a forest moss (*Hylocomium splendens*), *Medd. Statens Skogfors.*, 43, 1-140, 1953.

Tang, Y., Horikoshi, M., and Li, W.: ggfortify: Unified Interface to Visualize Statistical Results of Popular R Packages, <https://journal.r-project.org/archive/2016/RJ-2016-060/RJ-2016-060.pdf>, 2016.

765 Tarkova, T. N., and Ipatov, V. S.: Effect of illumination and litter on the development of some moss species, *Soviet J. Ecol.*, 6, 43-48, 1975.

Thevenot, M., Dignac, M. F., and Rumpel, C.: Fate of lignins in soils: A review, *Soil Biol. Biochem.*, 42, 1200–1211, <https://doi.org/10.1016/j.soilbio.2010.03.017>, 2010.

770 Thomas, R.Q., Zaehle, S., Templer, P.H., and Goodale, C. L.: Global patterns of nitrogen limitation: confronting two global biogeochemical models with observations, *Glob Ch Biol*, 19(10), 2986-2998, doi: [10.1111/gcb.12281](https://doi.org/10.1111/gcb.12281), 2013.

Todd-Brown, K. E. O., Randerson, J. T., Post, W. M., Hoffman, F. M., Tarnocai, C., Schuur, E. A. G., and Allison, S. D.: Causes of variation in soil carbon simulations from CMIP5 Earth system models and

- comparison with observations, 10, 1717–1736, <https://doi.org/10.5194/bg-10-1717-2013>, 2013.
- 775 Torn, M. S., Trumbore, S. E., Chadwick, O. A., Vitousek, P. M., and Hendricks, D. M.: Mineral control of soil organic carbon storage and turnover, *Nature*, 389, 170–173, <https://doi.org/10.1038/38260>, 1997.
- Turetsky, M. R., Crow, S. E., Evans, R. J., Vitt, D. H., and Wieder, R. K.: Trade-offs in resource allocation among moss species control decomposition in boreal peatlands, *J. Ecol.*, 96, 1297–1305, <https://doi.org/10.1111/j.1365-2745.2008.01438.x>, 2008.
- 780 Vanhala, P., Bergström, I., Haaspuro, T., Kortelainen, P., Holmberg, M., and Forsius, M.: Boreal forests can have a remarkable role in reducing greenhouse gas emissions locally: Land use-related and anthropogenic greenhouse gas emissions and sinks at the municipal level, *Sci. Total Environ.*, 557–558, 51–57, <https://doi.org/10.1016/j.scitotenv.2016.03.040>, 2016.
- Wickham, H.: tidyverse: Easily Install and Load “Tidyverse” Packages., <https://cran.r-project.org/package=tidyverse>, 2016.
- 785 Williams, C. J., Yavitt, J. B., Wieder, R. K., and Cleavitt, N. L.: Cupric oxide oxidation products of northern peat and peat-forming plants, *Can. J. Bot. Can. Bot.*, 76, 51–62, <https://doi.org/10.1139/b97-150>, 1998.
- 790 Yan, G. and Kaiser, K.: A rapid and sensitive method for the analysis of lignin phenols in environmental samples using ultra-high performance liquid chromatography-electrospray ionization-tandem mass spectrometry with multiple reaction monitoring, *Anal. Chim. Acta*, <https://doi.org/10.1016/j.aca.2018.03.054>, 2018.
- Zech, W., Johansson, M. -B, Haumaier, L., and Malcolm, R. L.: CPMAS ¹³C NMR and IR spectra of spruce and pine litter and of the Klason lignin fraction at different stages of decomposition, *Zeitschrift für Pflanzenernährung und Bodenkd.*, 150, 262–265, <https://doi.org/10.1002/jpln.19871500413>, 1987.
- 795 Ziegler, S. E., Benner, R., Billings, S. A., Edwards, K. A., Philben, M., Zhu, X., and Laganière, J.: Climate Warming Can Accelerate Carbon Fluxes without Changing Soil Carbon Stocks, *Front. Earth Sci.*, 5, 1–12, <https://doi.org/10.3389/feart.2017.00002>, 2017.